

# Seventh-day Adventist Con- ferences, Missions, and Institutions

The Fifty-seventh  
**ANNUAL STATISTICAL REPORT**  
Year Ending December 31, 1919

Issued by the  
**General Conference of Seventh-day Adventists**  
Takoma Park, Washington, D. C.

*Compiled by H. E. Rogers, Statistical Secretary*

# The Statistical Report for 1919

## A REPORT SHOWING FIFTY-SEVEN YEARS OF PROGRESS

THE fifty-seventh annual statistical report is shown here-with. Complete returns have been secured from all parts of the field except about half of Continental Europe. In some cases estimates were made for these fields, in other cases returns are shown by Unions rather than itemized by local fields. Returns for this report were more complete than for any issued since 1915. No return whatever were obtainable from Russia.

### Churches and Members

The number of organized churches now stands at 4,256, a gain of 75 during 1919. The membership of churches Dec. 31, 1919, stood at 178,239, an annual gain of 15,572, the per cent of gain being 9.57. The number baptized during the year was 16,762.

### Laborers

At the close of 1919, the number of ordained ministers was 1,181; licensed ministers, 943; licensed missionaries, 1,778; colporteurs, 2,182; total evangelistic laborers, 6,594, a gain of 730 during 1919.

Institutional laborers for the year may be listed as follows: Teachers of primary schools, 1,166; of advanced schools, 884; connected with publishing houses, 1,020; with sanitariums, 2,263; connected with mission schools, approximately 400, a total of 12,327 evangelistic and institutional laborers connected with the denomination. This number constitutes an average of one laborer for every fourteen members.

### Funds

During 1919 the contributions for the extension of this cause were greater than for any previous year in its history. The total amount received for evangelistic lines of work was \$8,577,050.86, a gain of \$1,681,331.04, the per cent of increase being 24.38. The contributions from the members in North America constitute a per capita of \$65.02; for all other fields, \$28.56, or an average per capita for the entire membership throughout the world of \$48.12. These funds may be classified as follows:

| Fund              | Amount                | Per Capita     |
|-------------------|-----------------------|----------------|
| Tithe             | \$4,989,305.28        | \$27.99        |
| Missions          | 2,091,278.33          | 11.73          |
| Home Missions     | 652,989.98            | 3.67           |
| Local Church Work | 843,477.22            | 4.73           |
| <b>Totals</b>     | <b>\$8,577,050.86</b> | <b>\$48.12</b> |

The amount of total contributions by local and Union Conferences, with the membership and per capita, are indicated in the following table. Some of the largest per capita contributions ever raised in this cause are shown in the list which follows:

### Total Contributions for All Purposes, During 1919 Summary 1

#### IN NORTH AMERICA

| Conference             | Membership   | Total Contributions | Per Capita   |
|------------------------|--------------|---------------------|--------------|
| GENERAL CONFERENCE *   |              | 185,879.40          | ....         |
| ATLANTIC UNION         |              |                     | ....         |
| Eastern New York *     | 1,084        | 59,565.97           | \$54.95      |
| Greater New York       | 2,598        | 167,307.08          | 64.40        |
| Maine *                | 723          | 40,492.84           | 56.01        |
| Massachusetts          | 1,936        | 125,864.67          | 65.01        |
| Northern New England * | 604          | 36,915.33           | 61.12        |
| Southern New England * | 703          | 52,601.24           | 74.82        |
| Western New York       | 1,034        | 72,548.55           | 70.16        |
| Bermuda                | 59           | 2,596.83            | 44.01        |
| <b>Totals</b>          | <b>8,741</b> | <b>557,892.51</b>   | <b>63.82</b> |

| Conference                | Membership    | Total Contributions | Per Capita   |
|---------------------------|---------------|---------------------|--------------|
| CENTRAL UNION             |               | 2,656.00            | ....         |
| Colorado *                | 2,611         | 156,606.20          | 59.98        |
| Kansas *                  | 2,886         | 146,421.32          | 50.74        |
| Missouri *                | 1,909         | 93,420.90           | 48.94        |
| Nebraska *                | 2,480         | 130,877.76          | 52.77        |
| Wyoming *                 | 797           | 64,092.41           | 80.42        |
| <b>Totals</b>             | <b>10,683</b> | <b>594,074.59</b>   | <b>55.61</b> |
| COLUMBIA UNION            |               | 2,380.30            | ....         |
| Chesapeake *              | 1,128         | 81,183.88           | 71.97        |
| District of Columbia *    | 1,336         | 107,008.18          | 80.10        |
| Eastern Pennsylvania *    | 1,764         | 104,279.76          | 59.12        |
| New Jersey *              | 1,411         | 112,203.57          | 79.52        |
| Ohio *                    | 2,850         | 183,403.80          | 64.35        |
| Virginia *                | 811           | 42,217.35           | 52.06        |
| West Pennsylvania *       | 1,180         | 78,640.66           | 66.64        |
| West Virginia *           | 372           | 33,438.93           | 89.89        |
| <b>Totals</b>             | <b>10,852</b> | <b>744,756.43</b>   | <b>68.63</b> |
| EASTERN CANADIAN UNION    |               |                     | ....         |
| Maritime                  | 386           | 18,078.81           | 46.84        |
| Ontario *                 | 916           | 52,071.16           | 56.85        |
| Quebec                    | 195           | 11,157.28           | 57.22        |
| Newfoundland              | 80            | 6,116.79            | 76.46        |
| <b>Totals</b>             | <b>1,577</b>  | <b>87,424.04</b>    | <b>55.44</b> |
| LAKE UNION                |               |                     | ....         |
| Chicago *                 | 1,871         | 129,169.61          | 69.04        |
| East Michigan *           | 2,008         | 174,308.09          | 86.81        |
| Illinois *                | 1,402         | 99,448.09           | 70.93        |
| Indiana *                 | 1,835         | 125,157.39          | 68.21        |
| North Michigan            | 1,121         | 52,425.44           | 46.77        |
| North Wisconsin *         | 890           | 53,141.59           | 59.71        |
| South Wisconsin *         | 2,027         | 122,168.44          | 60.27        |
| West Michigan *           | 2,794         | 205,869.88          | 73.68        |
| <b>Totals</b>             | <b>13,948</b> | <b>961,688.53</b>   | <b>68.95</b> |
| NORTHERN UNION            |               | 3,553.21            | ....         |
| Iowa *                    | 3,167         | 220,514.21          | 69.63        |
| Minnesota *               | 2,249         | 170,776.34          | 75.93        |
| North Dakota *            | 1,850         | 91,646.67           | 49.54        |
| South Dakota *            | 1,299         | 129,838.72          | 99.95        |
| <b>Totals</b>             | <b>8,565</b>  | <b>616,329.15</b>   | <b>71.96</b> |
| NORTH PACIFIC UNION       |               | 1,005.11            | ....         |
| Alaska                    | 20            | 1,999.91            | 100.00       |
| Montana *                 | 1,001         | 52,024.37           | 51.97        |
| Southern Idaho            | 1,145         | 77,427.02           | 67.62        |
| Southern Oregon           | 756           | 41,206.77           | 54.51        |
| Upper Columbia *          | 2,691         | 194,220.68          | 67.07        |
| Western Oregon            | 2,679         | 169,167.15          | 72.17        |
| Western Washington *      | 2,696         | 163,418.79          | 60.62        |
| <b>Totals</b>             | <b>10,988</b> | <b>700,469.80</b>   | <b>63.75</b> |
| PACIFIC UNION             |               | 2,902.44            | ....         |
| Arizona *                 | 607           | 30,888.42           | 50.89        |
| California *              | 3,428         | 227,539.04          | 66.38        |
| Central California *      | 2,239         | 141,465.64          | 63.18        |
| Inter-Mountain *          | 785           | 40,501.69           | 51.59        |
| Northern California *     | 1,852         | 120,914.00          | 65.29        |
| Southeastern California * | 1,877         | 131,147.78          | 69.87        |
| Southern California *     | 2,898         | 189,230.16          | 65.30        |
| Nevada *                  | 291           | 20,416.99           | 70.16        |
| <b>Totals</b>             | <b>13,977</b> | <b>905,006.16</b>   | <b>64.75</b> |

\* Contributions according to annual financial statement.

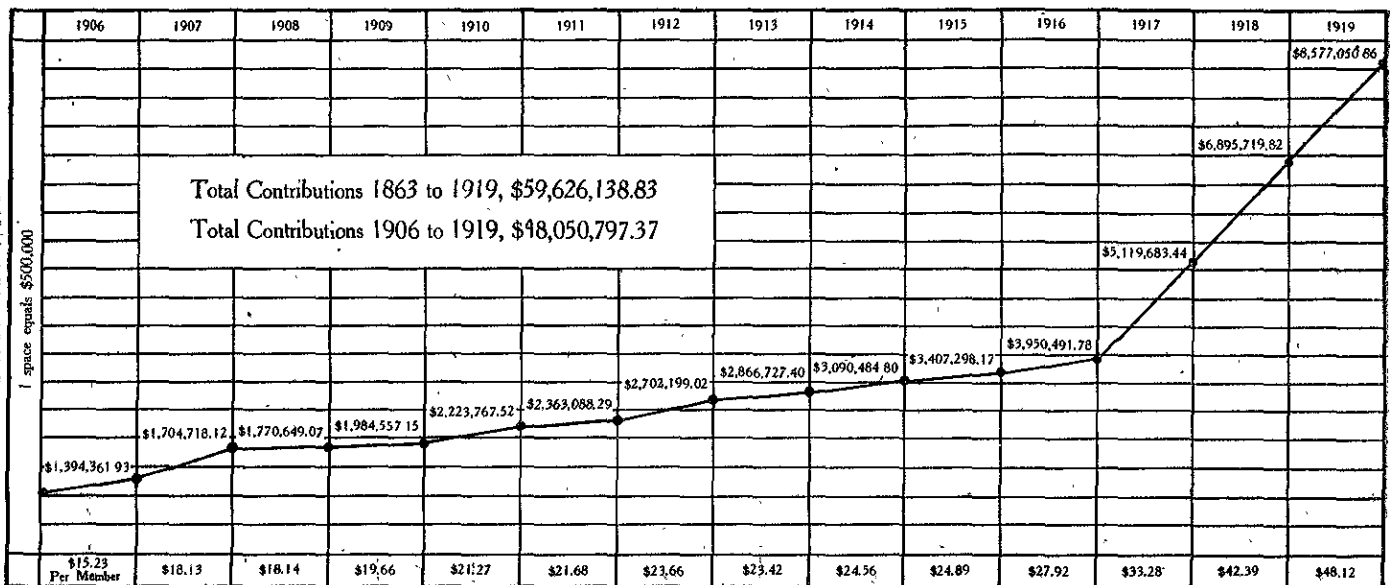
|                               | 1906   | 1907   | 1908   | 1909    | 1910    | 1911    | 1912    | 1913    | 1914    | 1915    | 1916    | 1917    | 1918    | 1919    |
|-------------------------------|--------|--------|--------|---------|---------|---------|---------|---------|---------|---------|---------|---------|---------|---------|
| 1 space equals 50,000 members |        |        |        |         |         |         |         |         |         |         |         |         |         |         |
|                               | 91,531 | 94,048 | 97,579 | 100,931 | 104,526 | 108,975 | 114,206 | 122,386 | 125,844 | 136,879 | 141,488 | 153,657 | 162,667 | 178,239 |

# Statistical Report for 1919

| Conference                           | Membership     | Total Contributions | Per Capita   | Year  | Membership      | Amount       | Per Capita |
|--------------------------------------|----------------|---------------------|--|---|-----------------|--------------|------------|
| <b>SOUTHEASTERN UNION</b>            |                |                     |  | 1906  | 91,531          | 1,394,361.93 | 15.23      |
| Carolina                             | 1,185          | 63,675.43           | 53.73  | 1907  | 94,048          | 1,704,718.12 | 18.13      |
| Cumberland                           | 1,185          | 48,199.80           | 40.67  | 1908  | 97,579          | 1,770,649.07 | 18.14      |
| Florida                              | 1,698          | 76,206.68           | 44.88  | 1909  | 100,931         | 1,984,557.15 | 19.66      |
| Georgia                              | 989            | 41,474.78           | 41.94  | 1910  | 104,526         | 2,223,767.52 | 21.27      |
| Totals                               | 5,057          | 229,556.69          | 45.39  | 1911  | 108,975         | 2,363,088.29 | 21.68      |
| <b>SOUTHERN UNION</b>                |                |                     |  | 1912  | 114,206         | 2,702,199.02 | 23.66      |
| Alabama                              | 849            | 43,610.27           | 51.37  | 1913  | 122,386         | 2,866,727.40 | 23.42      |
| Kentucky *                           | 727            | 38,453.95           | 52.89  | 1914  | 125,844         | 3,090,484.80 | 24.56      |
| Louisiana                            | 610            | 26,052.49           | 42.71  | 1915  | 136,879         | 3,407,298.17 | 24.89      |
| Mississippi                          | 414            | 23,503.93           | 56.77  | 1916  | 141,488         | 3,950,491.78 | 27.92      |
| Tennessee River                      | 1,029          | 59,663.43           | 57.98  | 1917  | 153,857         | 5,119,683.44 | 33.28      |
| Totals                               | 3,629          | 191,234.07          | 52.71  | 1918  | 162,667         | 6,895,719.82 | 42.39      |
| <b>SOUTHWESTERN UNION</b>            |                |                     |  | 1919  | 178,239         | 8,577,050.86 | 48.12      |
| Arkansas *                           | 449            | 26,074.50           | 58.07  | Total for 14 years (1906-19) ..... \$48,050,797.37  |                 |              |            |
| North Texas *                        | 1,048          | 54,659.79           | 52.16  | Total for 43 years (1863-1905) .... 11,575,341.46   |                 |              |            |
| Oklahoma *                           | 2,018          | 110,431.06          | 54.72  | <b>GRAND TOTAL (1863-1919) ..... \$59,626,138.83</b>  |                 |              |            |
| South Texas *                        | 480            | 29,121.70           | 60.67  | The foregoing figures show that the increase in membership was from 91,531 for 1906 to 178,239 for 1919,—an increase of 86,708, or a gain of 94.73 per cent in fourteen years, while the increase in annual contributions was from \$1,394,361.93 in 1906, to \$8,577,050.86 in 1919, an increase in the annual returns of \$7,182,688.93, a gain of 515.16 per cent.   |                 |              |            |
| Texico *                             | 390            | 24,773.37           | 63.52  | The total funds for all lines of work contributed since the General Conference was organized in 1863 may be distributed as follows:   |                 |              |            |
| Totals                               | 4,385          | 247,208.06          | 56.38  | Fund  | Amount          | Per Cent     |            |
| <b>WESTERN CANADIAN UNION</b>        |                |                     |  | Tithe   | \$37,576,058.19 | 63.02        |            |
| Alberta *                            | 1,174          | 79,901.96           | 68.06  | Foreign Mission Offerings   | 13,466,786.80   | 23.26        |            |
| British Columbia *                   | 558            | 38,654.54           | 69.27  | Home Mission Offerings  | 8,583,293.84    | 13.72        |            |
| Manitoba *                           | 375            | 24,046.37           | 64.12  | Totals  | \$59,626,138.83 | 100.00       |            |
| Saskatchewan *                       | 1,136          | 53,284.71           | 46.91  | The percentages shown above indicate that of every \$100 contributed, \$63.02 was tithe; \$23.26 foreign mission offerings; and \$13.72 home mission offerings.   |                 |              |            |
| Totals                               | 3,243          | 196,847.43          | 60.70  | <b>Per Capita Contributions</b>   |                 |              |            |
| <b>GRAND TOTAL FOR NORTH AMERICA</b> |                |                     |  | If the increase in total contributions had been made at the same ratio of gain as the increase in membership, the amount of contributions during 1919 would have been only \$2,715,240.98. They were, however, greater than this amount by \$5,861,809.88, which represents the amount by which the annual contributions have been increased by the percentage shown above in excess of the gain in membership. In other words, if the increased membership for 1919 paid \$15.23 per capita, as did the membership in 1906, the total contributions for that year would have been \$2,715,240.98. The per capita contributions, however, were \$48.12, or \$32.89 greater, which represents the \$5,861,809.88 shown above as having been raised in 1919 in excess of the normal gain shown by the increase in membership. |                 |              |            |
| 95,645                               | \$6,218,416.86 | \$65.02             | When one looks at the sum of over eight million dollars, he may consider what a splendid achievement that represents as the amount of total contributions paid during one year. But is it a splendid achievement, or only a small thing after all? The giving of \$48.12 per capita per member means .1318 |   |                 |              |            |
| <b>OUTSIDE NORTH AMERICA</b>         |                |                     |  |   |                 |              |            |
| British Union                        | 3,343          | \$146,884.74        | \$43.93  |   |                 |              |            |
| Central European Union               | 4,347          | 192,637.47          | 43.39  |   |                 |              |            |
| East German Union                    | 10,442         | 458,077.98          | 43.87  |   |                 |              |            |
| Latin Union                          | 1,999          | 65,168.46           | 32.59  |   |                 |              |            |
| Scandinavian Union                   | 5,461          | 206,868.20          | 37.88  |   |                 |              |            |
| <b>Other Unions in Europe make</b>   |                |                     |  |   |                 |              |            |
| Grand Total                          | 50,000         | 1,621,939.79        | 32.44  |   |                 |              |            |
| Far Eastern Division                 | 6,699          | 59,594.27           | 8.89   |   |                 |              |            |
| South American Division              | 8,403          | 123,366.81          | 14.68  |   |                 |              |            |
| Miscellaneous                        | 17,492         | 553,733.13          | 31.66  |   |                 |              |            |
| Totals outside North America         | 82,594         | 2,358,634.00        | 28.56  |   |                 |              |            |
| <b>Grand Totals, 1919</b>            | <b>178,239</b> | <b>8,577,050.86</b> | <b>48.12</b>   |   |                 |              |            |
| Totals, 1918                         | 162,667        | 6,895,719.82        | 42.39  |   |                 |              |            |
| Increase for 1919                    | 15,572         | 1,681,331.04        | 5.73   |   |                 |              |            |
| Per cent of Increase                 | 9.57           | 24.38               | 13.52  |   |                 |              |            |

### Total Contributions

The amount of total contributions for all lines of evangelistic work conducted by the denomination during recent years is shown below. This indicates not only increased amounts year by year, but greatly increased per capita, the change being from \$15.23 for 1906 to \$48.12 for 1919.



## Statistical Report for 1919

cents (a fraction over thirteen cents) per member per day during 1919, of which .07668 represents tithe, and .05512 offerings of all kinds. A tithe of .07668 per day would represent \$27.99 per capita per year, or an annual income of \$279.90, or \$23.32 per month, or 77 cents per day. While these contributions come from those enjoying reasonably moderate incomes as well as from native believers in foreign fields, whose incomes are comparatively meager, yet it must be apparent from the foregoing that the above figures do not indicate a full tithe on the part of the church membership.

To make this fact plain, let us consider briefly the situation respecting the membership in North America, where conditions are well known, and are more nearly uniform than in the various fields outside this country. The average per capita of total contributions in North America for 1919 was \$65.02, of which \$34.64 was for tithe, and \$30.38 for offerings,—a daily average, respectively, of .094904 as tithe, and .083233 as offerings, a total daily average for all church purposes of .178137 cents (nearly 18 cents). Now, rather than looking at the gross figures with the thought that they represent a splendid amount, consider what a fraction of a little over nine cents a day as tithe represents in this land of plenty and of high prices during 1919: it represents an income of about 95 cents a day for every member. By no possible stretch of the imagination can one think of this as a full tithe.

United States Bureau of the Census Bulletin No. 93 shows that the average weekly income of over three million men, women, and children employed as wage-earners in the United States during 1905, was \$10.06. Suppose, then, an average income of \$10 a week be accepted for every member of the church. Surely no one would claim this average too high. What would this represent?—\$520 a year as income. A tithe of this would be \$52 a year, \$1 a week, or 14.3 cents per day. Even this small average, which would appear to be the lowest possible to consider under the conditions in this country during 1919, if paid by the entire membership in North America would yield a total tithe of \$4,973,540, or an increase of \$1,660,233 more than was paid in 1919. This would increase the annual per capita by \$17.36, changing it from \$34.64 to \$52. In other words, the tithe paid during 1919 by the membership of our churches in North America was on the basis of an annual income of only \$346.40, whereas the normal income of the average wage-earner in this country based on a survey of over three million men, women, and children, under conditions existing in 1905, shows an income of over \$520 per year.

Of course it is rather pleasing to think of the members in North America during 1919 placing into the treasury for the advancement of this cause \$3,313,307.05 as tithe, and in addition \$2,905,109.81 as offerings for all purposes of church work; but the contemplation is not so pleasing when one considers that these sums represent a daily expenditure per member of only about nine and one-half cents as tithe, and a little over eight cents as offerings for all purposes, a total daily contribution from each member of a Seventh-day Adventist church in North America of a little less than eighteen cents for the extension of this gospel of the kingdom! Surely contributions of this size do not measure up to the requirements of a message to be proclaimed "to all the world in this generation."

While published statements show that the members of all Protestant bodies in North America contributed during 1918 an average of only 2.7 cents per day, or 18.9 cents per week for all church purposes, yet this standard can not be accepted as a criterion for this cause. If this message is to be proclaimed to the ends of the earth, and a knowledge of the advent of our Saviour brought to the attention of earth's inhabitants, in this generation, the members in this land where prosperity holds sway more than in any other, must contribute

an amount much greater than eighteen cents a day. The power behind associated and consecrated effort in carrying out the purposes of God is unlimited. Let there be a deepening of the sense of personal responsibility to God, and a true sensing of the needs of a world perishing in darkness, and a mighty work can and will be quickly wrought.

### Foreign Mission Offerings from North America

The total contributions for foreign missions from the conferences in North America during 1919 was \$1,591,691.83. This is a little over \$77,000 less than for the preceding year, which included a large offering taken at the San Francisco Conference. The amount of contributions and per capita during recent years is indicated below:—

| Year                  | Amount       | Per Capita |
|-----------------------|--------------|------------|
| 1906                  | \$159,064.40 | \$2.72     |
| 1907                  | 211,458.61   | 3.61       |
| 1908                  | 246,314.52   | 4.16       |
| 1909                  | 303,289.99   | 5.07       |
| 1910                  | 352,025.27   | 5.96       |
| 1911                  | 357,587.73   | 5.89       |
| 1912                  | 444,428.23   | 7.20       |
| 1913                  | 499,713.65   | 7.43       |
| 1914                  | 615,565.95   | 8.55       |
| 1915                  | 706,293.50   | 9.08       |
| 1916                  | 778,694.10   | 9.74       |
| 1917                  | 1,013,329.42 | 11.61      |
| 1918                  | 1,669,007.35 | 18.14      |
| 1919                  | 1,591,691.83 | 16.64      |
| <b>\$8,948,464.55</b> |              |            |

### Denominational Literature

The sales of denominational literature during 1919 were greater than for any preceding year. The total was \$5,215,626.49, an increase over the amount of sales for the preceding year of \$1,799,126.49, or a gain of 52.66 per cent. This literature is prepared in 96 languages (a list of which is presented in another column) in the form of 138 periodicals, 645 books, 409 pamphlets, 1,823 tracts, a total of 3,015 publications, one copy of each of which is valued at \$312.53. The total retail value of denominational literature circulated since the organization of this work is \$37,591,906.20,—an amount sufficient to provide an 18-page tract for every person in the world.

### Total Literature Sales by Decades

The value of denominational literature sold by decades, from the organization of this work to the present time, runs as follows:

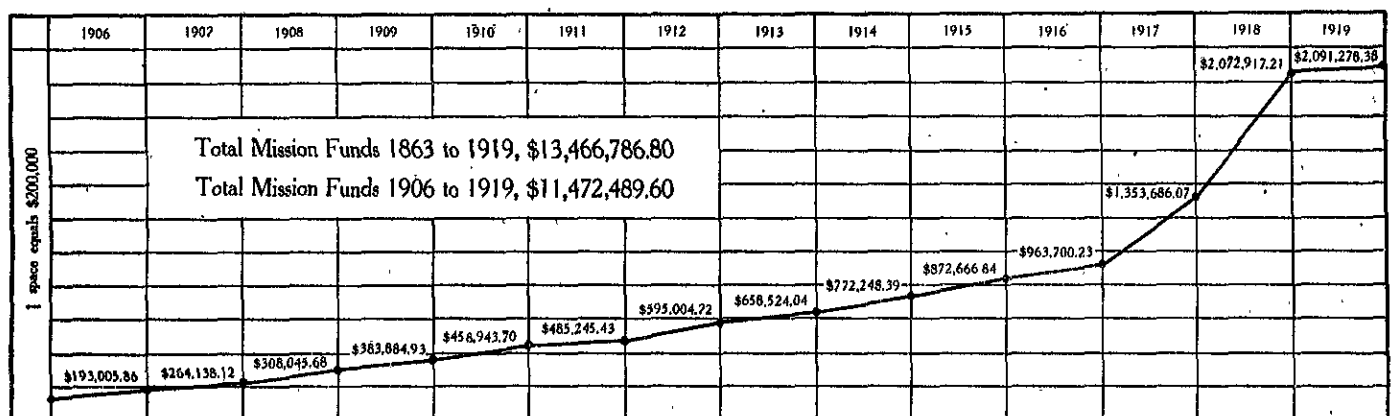
|                     |                        |
|---------------------|------------------------|
| 1863-1872           | \$ 56,000.00           |
| 1873-1882           | 278,359.06             |
| 1883-1892           | 3,359,312.39           |
| 1893-1902           | 2,956,506.58           |
| 1903-1912           | 11,036,097.51          |
| 1913-1919 (7 years) | 19,905,030.66          |
| <b>Grand total</b>  | <b>\$37,591,906.20</b> |

### Publishing Houses

Table 2, section 1, shows a total of 43 publishing houses, including branches. The total book sales for the year were \$3,785,466.48; periodicals sales, \$1,430,160.01, a total valuation of all denominational literature sold, \$5,215,626.49.

These publishing houses have total assets of \$3,442,373.95, of which \$1,693,913.23 is the investment in the United States and Canada, or an investment of \$1.00 for every 68 of the population.

(Continued on page 20)



# Statistical Report for 1919

## Financial Summary for 1919—Summary 2

| TITHE   | Amount              | Per Cent of Fund Named | Total Amount          | Per Cent of Grand Total |
|---|---------------------|------------------------|-----------------------|-------------------------|
| From North America .....  | \$3,313,307.05      | 66.40                  |                       |                         |
| From all other countries .....  | 1,675,998.23        | 33.60                  |                       |                         |
| <b>Total</b> .....  |                     |                        | <b>\$4,989,305.28</b> | <b>58.18</b>            |
| <b>MISSION OFFERINGS</b>  |                     |                        |                       |                         |
| From North America:—  |                     |                        |                       |                         |
| Reported by Conferences .....   | 789,691.63          |                        |                       |                         |
| Reported by Sabbath Schools .....   | 723,188.70          |                        |                       |                         |
| Reported by Missionary Volunteer Societies .....  | 78,811.50           |                        |                       |                         |
|   | <u>1,591,691.83</u> | 76.11                  |                       |                         |
| From all other countries:—  |                     |                        |                       |                         |
| Reported by Conferences .....   | 303,656.20          |                        |                       |                         |
| Reported by Sabbath Schools .....   | 180,469.30          |                        |                       |                         |
| Reported by Missionary Volunteer Societies .....  | 15,461.05           |                        |                       |                         |
|   | <u>499,586.55</u>   | 23.89                  |                       |                         |
| <b>Total</b> .....  |                     |                        | <b>2,091,278.38</b>   | <b>24.38</b>            |
| <b>HOME MISSIONS</b>  |                     |                        |                       |                         |
| Contributed for Home Mission work (funds sent outside the church, but not to a foreign field):—                   |                     |                        |                       |                         |
| From North America:—  |                     |                        |                       |                         |
| Reported by Conferences .....   | 525,856.66          |                        |                       |                         |
| Reported by Missionary Volunteer Societies .....  | 13,933.42           |                        |                       |                         |
|   | <u>539,790.08</u>   | 82.67                  |                       |                         |
| From all other countries:—  |                     |                        |                       |                         |
| Reported by Conferences .....   | 111,532.35          |                        |                       |                         |
| Reported by Missionary Volunteer Societies .....  | 1,667.55            |                        |                       |                         |
|   | <u>113,199.90</u>   | 17.33                  |                       |                         |
| <b>Total</b> .....  |                     |                        | <b>652,989.98</b>     | <b>7.61</b>             |
| <b>SPECIAL FUNDS</b>  |                     |                        |                       |                         |
| Tithe appropriated by Conferences in North America for evangelistic work in home and foreign mission fields ..... | 779,579.72          |                        |                       |                         |
| Tithe thus appropriated from all other countries .....  | 39,546.21           |                        |                       |                         |
|   | <u>819,125.93</u>   |                        |                       |                         |
| Total offerings to missions, as above .....   | 2,091,278.38        |                        |                       |                         |
| Total offerings to home missions, as above .....  | 652,989.98          |                        |                       |                         |
| Total tithes appropriated and offerings made for the benefit of home and foreign mission fields, in 1919 .....    | 3,563,394.29        |                        |                       |                         |
| Amount of similar funds during 1918 .....   | 3,035,409.24        |                        |                       |                         |
| Net increase during 1919 .....  | 527,985.05          |                        |                       |                         |
| Per cent of increase .....  | 17.39%              |                        |                       |                         |
| <b>LOCAL CHURCH WORK</b>  |                     |                        |                       |                         |
| Contributed for all lines of local church missionary work:—   |                     |                        |                       |                         |
| From North America:—  |                     |                        |                       |                         |
| Reported by Conferences .....   | 410,046.83          |                        |                       |                         |
| Maintenance of church schools .....   | 359,605.05          |                        |                       |                         |
| Reported by Missionary Volunteer Societies .....  | 3,976.02            |                        |                       |                         |
|   | <u>773,627.90</u>   | 91.72                  |                       |                         |
| From all other countries:—  |                     |                        |                       |                         |
| Reported by Conferences .....   | 45,207.19           |                        |                       |                         |
| Maintenance of church schools .....   | 22,760.69           |                        |                       |                         |
| Reported by Missionary Volunteer Societies .....  | 1,875.44            |                        |                       |                         |
|   | <u>69,849.32</u>    | 8.28                   |                       |                         |
| <b>Total</b> .....  |                     |                        | <b>843,477.22</b>     | <b>9.83</b>             |
| <b>GRAND TOTALS</b>   |                     |                        |                       |                         |
| Grand Total of all funds raised during 1919 for evangelistic work:—   |                     |                        |                       |                         |
| From North America .....  | 6,218,416.86        | 72.50                  |                       |                         |
| From all other countries .....  | 2,358,634.00        | 27.50                  |                       |                         |
| <b>Total for 1919</b> .....   |                     |                        | <b>8,577,050.86</b>   | <b>100.00</b>           |
| <b>Total for 1918</b> .....   |                     |                        | <b>6,895,719.32</b>   | <b>100.00</b>           |
| Net increase for 1919 .....   |                     |                        | 1,681,331.04          |                         |
| Per cent of increase .....  |                     |                        | 24.38%                |                         |
| Per capita for the 95,645 members in North America .....  |                     |                        | \$65.02               |                         |
| Per capita for the 82,594 members outside North America .....   |                     |                        | \$28.56               |                         |
| Per capita for the entire membership of 178,239 .....   |                     |                        | \$48.12               |                         |
| Another statement as to funds indicates that there was—   |                     |                        |                       |                         |
| Raised by churches as tithe .....   | 4,989,305.28        | 58.18                  |                       |                         |
| Raised for all other funds .....  | 3,587,745.58        | 41.82                  |                       |                         |
| <b>Grand Total</b> .....  |                     |                        | <b>\$8,577,050.86</b> |                         |

### Statistical Report for 1919

| 1   | 2                  | 3          | 4                    | 5                  | 6                  | 7                     | 8                            | 9              | 10                   | 11               | 12  | 13  | 14  | 15                        | 16         |
|---|--------------------|------------|----------------------|--------------------|--------------------|-----------------------|------------------------------|----------------|----------------------|------------------|---|---|---|---------------------------|------------|
| NAME OF CONFERENCE OR MISSION   | Number of Churches | Membership | Baptized During Year | Ordained Ministers | Licensed Ministers | Licensed Missionaries | Book and Periodical Carriers | Total Laborers | Total Tithe Receipts | Tithe Per Capita | Total Offerings to Foreign Missions (except as noted under 17 and 80) | Total Contributions for Home Mission Work | Total Contributions for Local Church Work | Number of Sabbath Schools | Membership |
| <b>Atlantic Union Conference</b>  |                    |            |                      | 5                  | 8                  | 12                    |                              | 27             |                      |                  |   |   |   |                           |            |
| 1 Eastern New York Conf.  | 30                 | 1,084      | 48                   | 2                  | 5                  | 6                     | 11                           | 25             | 26,840.61            | 26.16            | 7,618.08  | 3,378.50                                  | 7,015.91                                  | 41                        | 947        |
| 2 Greater New York Conf.  | 18                 | 2,598      | 868                  | 10                 | 7                  | 31                    | 27                           | 78             | 92,216.31            | 35.49            | 8,549.86  | 24,548.23                                 | 14,947.84                                 | 20                        | 1,591      |
| 3 Maine Conference  | 21                 | 723        | 40                   | 5                  | 3                  | 3                     | 12                           | 29             | 20,697.26            | 23.63            | 4,403.64  | 8,069.78                                  | 2,059.76                                  | 30                        | 665        |
| 4 Massachusetts Conference  | 86                 | 1,936      | 209                  | 6                  | 6                  | 22                    | 16                           | 48             | 71,847.11            | 38.85            | 12,533.69   | 7,733.74                                  | 10,844.44                                 | 45                        | 1,894      |
| 5 Northern New England Conference   | 28                 | 804        | 18                   | 5                  | 2                  | 6                     | 5                            | 20             | 17,426.87            | 23.85            | 3,334.05  | 6,992.89                                  | 1,616.07                                  | 82                        | 593        |
| 6 Southern New England Conference   | 20                 | 708        | 69                   | 4                  | 4                  | 8                     | 8                            | 39             | 27,477.91            | 39.09            | 5,979.61  | 7,600.55                                  | 4,568.52                                  | 26                        | 710        |
| 7 Western New York Conference   | 26                 | 1,084      | 89                   | 4                  | 4                  | 5                     | 8                            | 21             | 34,648.59            | 33.51            | 12,599.59   | 7,980.92                                  | 6,653.34                                  | 31                        | 1,011      |
| 8 Bermuda Mission   | 1                  | 59         | 10                   |                    |                    |                       |                              | 8              | 1,243.41             | 21.16            | 882.24  | 20.00                                     | 24.71                                     | 1                         | 80         |
| <b>Totals</b>   | 182                | 8,741      | 791                  | 43                 | 40                 | 96                    | 89                           | 298            | 293,409.67           | 33.57            | 56,005.14   | 36,829.54                                 | 47,673.61                                 | 226                       | 7,596      |
| <b>Central Union Conference</b>   |                    |            |                      | 11                 | 10                 | 11                    |                              | 84             |                      |                  | 2,656.00  |   |   |                           |            |
| 1 Colorado Conference   | 54                 | 2,611      | 192                  | 12                 | 7                  | 7                     | 10                           | 86             | 36,816.71            | 33.25            | 28,926.65   | 7,824.19                                  | 9,118.16                                  | 65                        | 2,578      |
| 2 Kansas Conference   | 78                 | 2,886      | 113                  | 12                 | 7                  | 9                     | 15                           | 48             | 81,944.09            | 28.39            | 21,967.88   | 10,679.88                                 | 7,977.70                                  | 106                       | 3,016      |
| 3 Missouri Conference   | 41                 | 1,909      | 130                  | 9                  | 7                  | 7                     | 15                           | 40             | 58,465.69            | 28.01            | 11,925.61   | 3,217.42                                  | 6,194.53                                  | 59                        | 1,762      |
| 4 Nebraska Conference   | 52                 | 2,480      | 97                   | 12                 | 4                  | 16                    | 11                           | 48             | 69,727.62            | 28.12            | 14,847.10   | 11,326.79                                 | 6,145.23                                  | 95                        | 2,578      |
| 5 Wyoming Conference  | 23                 | 797        | 71                   | 7                  | 2                  | 5                     | 15                           | 29             | 28,665.78            | 42.24            | 17,996.93   | 6,374.74                                  | 732.83                                    | 40                        | 582        |
| <b>Totals</b>   | 248                | 10,688     | 606                  | 68                 | 37                 | 55                    | 68                           | 230            | 326,619.89           | 30.48            | 39,554.87   | 39,579.02                                 | 30,216.47                                 | 365                       | 10,811     |
| <b>Columbia Union Conference</b>  |                    |            |                      | 20                 | 11                 | 5                     |                              | 36             |                      |                  | 2,656.00  |   |   |                           |            |
| 1 Chesapeake Conference   | 29                 | 1,128      | 172                  | 6                  | 4                  | 11                    | 17                           | 33             | 40,481.58            | 35.89            | 9,253.78  | 4,933.32                                  | 13,231.05                                 | 25                        | 1,209      |
| 2 District of Columbia Conference   | 12                 | 1,836      | 111                  | 3                  |                    | 7                     | 5                            | 26             | 66,390.50            | 49.69            | 9,943.25  | 1,600.96                                  | 8,532.13                                  | 15                        | 1,200      |
| 3 Eastern Pennsylvania Conf.  | 46                 | 1,764      | 106                  | 9                  | 3                  | 7                     | 11                           | 30             | 66,343.63            | 34.21            | 15,194.52   | 4,912.18                                  | 7,119.88                                  | 47                        | 1,722      |
| 4 New Jersey Conference   | 85                 | 1,411      | 152                  | 3                  | 9                  | 10                    | 14                           | 44             | 53,552.61            | 41.50            | 18,759.05   | 6,284.75                                  | 11,509.88                                 | 41                        | 1,462      |
| 5 Ohio Conference   | 65                 | 2,850      | 217                  | 17                 | 8                  | 29                    | 24                           | 69             | 101,767.02           | 35.71            | 22,302.37   | 5,061.81                                  | 20,816.04                                 | 79                        | 2,910      |
| 6 Virginia Conference   | 27                 | 811        | 64                   | 6                  | 5                  | 6                     | 17                           | 35             | 22,651.29            | 27.93            | 5,063.32  | 997.08                                    | 4,036.15                                  | 26                        | 800        |
| 7 West Pennsylvania Conference  | 30                 | 1,180      | 105                  | 7                  | 2                  | 3                     | 10                           | 27             | 47,623.89            | 46.53            | 9,464.65  | 4,637.68                                  | 3,131.72                                  | 31                        | 1,065      |
| 8 West Virginia Conference  | 14                 | 872        | 65                   | 4                  | 2                  | 6                     | 14                           | 33             | 19,042.32            | 51.19            | 2,535.08  | 4,895.45                                  | 1,597.65                                  | 17                        | 452        |
| <b>Totals</b>   | 248                | 10,852     | 986                  | 85                 | 44                 | 80                    | 112                          | 332            | 417,052.69           | 38.43            | 36,671.02   | 35,653.41                                 | 69,415.20                                 | 283                       | 10,824     |
| <b>Eastern Canadian Union Conference</b>  |                    |            |                      | 2                  | 2                  | 2                     |                              | 5              |                      |                  |   |   |   |                           |            |
| 1 Maritime Conference   | 15                 | 386        | 53                   | 4                  | 2                  | 2                     | 6                            | 15             | 10,966.36            | 28.41            | 3,070.48  | 154.64                                    | 449.66                                    | 21                        | 436        |
| 2 Ontario Conference  | 37                 | 916        | 86                   | 7                  | 4                  | 6                     | 43                           | 66             | 31,040.02            | 32.69            | 7,903.12  | 1,726.69                                  | 2,087.51                                  | 28                        | 911        |
| 3 Quebec Conference   | 8                  | 195        |                      | 2                  | 3                  | 4                     | 1                            | 10             | 6,312.38             | 22.37            | 2,114.67  | 122.21                                    | 406.60                                    | 10                        | 185        |
| 4 Newfoundland Mission  | 8                  | 80         | 21                   | 2                  |                    | 1                     | 1                            | 4              | 2,868.49             | 86.11            | 1,126.25  | 45.31                                     | 10.00                                     | 3                         | 107        |
| <b>Totals</b>   | 62                 | 1,577      | 165                  | 18                 | 9                  | 15                    | 50                           | 94             | 51,207.70            | 32.47            | 14,214.52   | 2,048.86                                  | 2,947.17                                  | 62                        | 1,634      |
| <b>Lake Union Conference</b>  |                    |            |                      | 6                  | 6                  | 1                     |                              | 13             |                      |                  |   |   |   |                           |            |
| 1 Chicago Conference  | 25                 | 1,871      | 202                  | 11                 | 4                  | 80                    | 9                            | 54             | 70,506.98            | 87.68            | 11,032.40   | 13,511.25                                 | 9,759.61                                  | 28                        | 1,525      |
| 2 East Michigan Conference  | 63                 | 2,008      | 177                  | 10                 | 6                  | 11                    | 7                            | 36             | 104,892.22           | 52.14            | 15,043.24   | 19,202.87                                 | 3,132.55                                  | 62                        | 2,188      |
| 3 Illinois Conference   | 33                 | 1,462      | 117                  | 8                  | 3                  | 10                    | 15                           | 36             | 54,381.04            | 38.75            | 9,492.59  | 11,981.14                                 | 4,413.19                                  | 53                        | 1,265      |
| 4 Indiana Conference  | 65                 | 1,835      | 78                   | 9                  | 5                  | 12                    | 22                           | 52             | 57,327.40            | 31.25            | 10,217.66   | 22,613.73                                 | 10,835.40                                 | 67                        | 1,912      |
| 5 North Michigan Conference   | 36                 | 1,121      | 40                   | 7                  | 4                  | 3                     | 6                            | 21             | 28,996.29            | 25.73            | 7,482.29  | 5,235.80                                  | 3,248.18                                  | 48                        | 968        |
| 6 North Wisconsin Conference  | 37                 | 890        | 63                   | 3                  | 3                  | 11                    | 23                           | 28,548.50      | 32.07                | 3,990.13         | 6,213.29  | 1,127.24                                  | 44  | 1,106                     |            |
| 7 South Wisconsin Conference  | 61                 | 2,627      | 175                  | 9                  | 10                 | 12                    | 5                            | 36             | 70,689.35            | 34.87            | 17,838.43   | 3,322.07                                  | 800.00                                    | 70                        | 2,022      |
| 8 West Michigan Conference  | 64                 | 2,794      | 162                  | 10                 | 6                  | 17                    | 3                            | 36             | 109,440.69           | 39.17            | 15,860.32   | 16,131.18                                 | 21,941.05                                 | 73                        | 2,381      |
| <b>Totals</b>   | 389                | 13,943     | 1,004                | 73                 | 52                 | 99                    | 78                           | 312            | 524,436.67           | 37.60            | 90,468.21   | 100,655.36                                | 58,498.22                                 | 445                       | 13,307     |
| <b>Northern Union Conference</b>  |                    |            |                      | 23                 | 2                  | 12                    |                              | 27             | 573.62               |                  | 432.00  |   |   |                           |            |
| 1 Iowa Conference   | 101                | 3,167      | 186                  | 17                 | 19                 | 80                    | 23                           | 95             | 102,742.66           | 32.44            | 39,528.31   | 18,953.54                                 | 24,233.99                                 | 136                       | 3,307      |
| 2 Minnesota Conference  | 72                 | 2,249      | 217                  | 10                 | 6                  | 20                    | 5                            | 15             | 94,012.20            | 42.66            | 23,436.12   | 7,122.22                                  | 14,086.30                                 | 120                       | 3,320      |
| 3 North Dakota Conference   | 49                 | 1,850      | 126                  | 13                 | 17                 | 3                     | 10                           | 48             | 47,984.61            | 25.91            | 18,295.36   | 2,658.38                                  | 6,965.06                                  | 92                        | 2,129      |
| 4 South Dakota Conference   | 35                 | 1,299      | 66                   | 13                 | 12                 | 13                    | 25                           | 63             | 66,192.13            | 50.96            | 24,378.05   | 16,609.68                                 | 973.22                                    | 64                        | 1,722      |
| <b>Totals</b>   | 257                | 8,565      | 545                  | 70                 | 57                 | 71                    | 64                           | 268            | 310,331.60           | 36.36            | 105,684.34  | 43,902.03                                 | 45,243.57                                 | 406                       | 10,478     |
| <b>North Pacific Union Conference</b>   |                    |            |                      | 8                  | 3                  |                       |                              | 11             |                      |                  | 3,553.21  |   |   |                           |            |
| 1 Montana Conference  | 26                 | 1,001      | 79                   | 5                  | 6                  | 7                     | 5                            | 23             | 81,321.97            | 91.79            | 7,327.23  | 1,187.14                                  | 3,636.97                                  | 45                        | 865        |
| 2 Southern Idaho Conference   | 26                 | 1,145      | 46                   | 9                  | 8                  | 5                     | 6                            | 22             | 43,019.75            | 37.56            | 4,604.00  | 2,366.66                                  | 3,119.06                                  | 43                        | 1,335      |
| 3 Southern Oregon Conference  | 17                 | 758        | 24                   | 4                  | 4                  | 2                     | 19                           | 23,225.96      | 36.72                | 5,240.43         | 330.29  | 4,036.80                                  | 13  | 768                       |            |
| 4 Upper Columbia Conference   | 50                 | 2,691      | 143                  | 8                  | 7                  | 10                    | 10                           | 35             | 105,625.61           | 39.25            | 24,736.75   | 18,747.69                                 | 10,460.26                                 | 82                        | 2,659      |
| 5 Western Oregon Conference   | 38                 | 2,679      | 175                  | 13                 | 6                  | 10                    | 40                           | 74             | 36,493.62            | 31.83            | 26,195.87   | 11,831.80                                 | 14,711.48                                 | 47                        | 2,674      |
| 6 Western Washington Conference   | 64                 | 2,696      | 143                  | 12                 | 4                  | 15                    | 15                           | 46             | 39,144.95            | 38.66            | 17,316.42   | 12,209.35                                 | 13,065.37                                 | 73                        | 2,948      |
| 7 Alaska Mission  | 1                  | 20         | 1                    |                    | 2                  |                       |                              | 2              | 1,121.85             | 91.59            | 24.40   |   |   | 2                         | 25         |
| <b>Totals</b>   | 222                | 10,988     | 614                  | 79                 | 61                 | 78                    | 76                           | 250            | 280,637.07           | 34.64            | 35,493.65   | 42,654.46                                 | 43,969.96                                 | 315                       | 11,319     |
| <b>Pacific Union Conference</b>   |                    |            |                      | *47                |                    | †12                   |                              | 59             | 1,834.75             |                  | 1,587.69  |   |   |                           |            |
| 1 Arizona Conference  | 16                 | 697        | 33                   | 4                  | 6                  | 3                     | 21                           | 16             | 16,399.99            | 27.34            | 4,654.60  | 564.04                                    | 6,537.37                                  | 23                        | 508        |
| 2 California Conference   | 45                 | 3,423      | 145                  | 15                 | 7                  | 14                    | 6                            | 45             | 128,728.38           | 36.97            | 31,843.90   | 3,298.33                                  | 21,158.74                                 | 53                        | 2,837      |
| 3 Central California Conference   | 34                 | 2,239      | 139                  | 7                  | 8                  | 9                     | 6                            | 29             | 76,910.33            | 34.35            | 19,697.43   | 3,088.81                                  | 8,075.59                                  | 45                        | 2,042      |
| 4 Inter-Mountain Conference   | 24                 | 785        | 46                   | 4                  | 2                  | 5                     | 7                            | 13             | 20,230.18            | 25.96            | 5,307.24  | 679.01                                    | 2,764.22                                  | 28                        | 550        |
| 5 Northern California Conference  | 26                 | 1,852      | 65                   | 3                  | 3                  | 9                     | 6                            | 28             | 84,123.50            | 34.62            | 19,565.95   | 1,595.01                                  | 6,819.66                                  | 34                        | 1,696      |
| 6 Southeastern California Conference  | 33                 | 1,877      | 114                  | 11                 | 5                  | 16                    | 8                            | 40             | 76,333.08            | 40.94            | 14,405.10   | 1,993.78                                  | 6,811.64                                  | 36                        | 1,946      |
| 7 Southern California Conference  | 38                 | 2,893      | 211                  | 12                 | 3                  | 20                    | 10                           | 47             | 119,371.29           | 33.69            | 26,437.72   | 5,065.23                                  | 12,460.87                                 | 39                        | 2,189      |
| 8 Nevada Mission  | 5                  | 291        | 19                   | 3                  | 3                  | 2                     | 1                            | 9              | 11,639.76            | 33.11            | 4,464.04  | 143.29                                    | 979.30                                    | 24                        | 310        |
| <b>Totals</b>   | 221                | 13,977     | 736                  | 111                | 87                 | 90                    | 51                           | 294            | 504,669.13           | 36.11            | 129,618.13  | 17,071.49                                 | 62,653.39                                 | 232                       | 12,078     |
| * Including 42 holding honorary ministerial credentials. † Including 6 holding honorary missionary credentials. |                    |            |                      |                    |                    |                       |                              |                |                      |                  |   |   |   |                           |            |
| <b>Southeastern Union Conference</b>  |                    |            |                      | 4                  | 1                  | 6                     |                              | 11             |                      |                  |   |   |   |                           |            |
| 1 Carolina Conference   | 40                 | 1,135      | 179                  | 8                  | 6                  | 6                     | 31                           | 51             | 32,665.21            | 27.67            | 4,783.44  | 1,567.72                                  | 9,743.36                                  | 43                        | 1,147      |
| 2 Cumberland Conference   | 36                 | 1,135      | 48                   | 6                  | 6                  | 19                    | 17                           | 30             | 23,772.00            | 20.06            | 4,914.27  | 1,957.27                                  | 3,754.02                                  | 33                        | 1,031      |
| 3 Florida Conference  | 35                 | 1,698      | 352                  | 7                  | 5                  | 9                     | 13                           | 34             | 42,339.49            | 24.98            | 5,522.33  | 3,644.34                                  | 7,336.94                                  | 46                        | 1,476      |
| 4 Georgia Conference  | 13                 | 939        | 57                   | 4                  | 5                  | 12                    | 29                           | 50             | 25,773.46            | 26.66            | 4,794.93  | 885.25                                    | 671.80                                    | 30                        | 1,015      |
| <b>Totals</b>   | 123                | 5,657      | 636                  | 29                 | 23                 | 43                    | 90                           | 165            | 124,549.18           | 24.63            | 20,114.07   | 3,056.08                                  |   |                           |            |

# Statistical Report for 1919

|   | 17   | 18  | 19  | 20                         | 21              | 22                           | 23                       | 24                 | 25               | 26   | 27                            | 28                                 | 29         | 30                             | 31                                  | 32                                   | 33                                 |
|---|--|---|---|----------------------------|-----------------|------------------------------|--------------------------|--------------------|------------------|--|-------------------------------|------------------------------------|------------|--------------------------------|-------------------------------------|--------------------------------------|------------------------------------|
|   | Total Sabbath School Contributions (to Foreign Missions) | Retail Value of Book and Periodical Sales | Amount of Title Approved for Fields Outside of Conference | Number of Church Buildings | Estimated Value | Approximate Seating Capacity | Number of Church Schools | Number of Teachers | Total Enrollment | Estimated Value of Buildings and Equipment | Expense of Annual Maintenance | Number of Young People's Societies | Membership | Contributions for Foreign Work | Contributions for Home Mission Work | Contributions for Local Society Work | Total Contributions for Y. P. Work |
| 1 | 6,896.19   | 21,758.15                                 | 7,444.48  | 13                         | 45,400.00       | 2,780                        | 8                        | 8                  | 97               | 825.00                                     | 1,500.00                      | 16                                 | 206        | 90.76                          | 26.87                               |                                      | 117.63                             |
| 2 | 20,463.53  | 62,924.67                                 | 25,499.14   | 4                          | 78,779.60       | 2,760                        | 1                        | 2                  | 26               | 125.00                                     | 2,000.00                      | 13                                 | 333        | 3,914.86                       | 468.44                              | 208.01                               | 4,586.31                           |
| 3 | 6,079.36   | 36,774.89                                 | 8,772.48  | 12                         | 22,100.00       | 2,000                        | 10                       | 13                 | 143              | 3,000.00                                   | 3,500.00                      | 17                                 | 223        | 64.28                          | 626.34                              |                                      | 689.62                             |
| 4 | 16,009.50  | 36,326.62                                 | 23,026.78   | 3                          | 24,820.00       | 1,600                        | 6                        | 7                  | 97               | 6,000.00                                   | 4,000.00                      | 22                                 | 509        | 3,243.10                       | 227.49                              | 76.60                                | 3,547.19                           |
| 5 | 4,351.72   | 17,702.48                                 | 2,252.09  | 13                         | 17,375.00       | 1,625                        | 6                        | 6                  | 40               | 500.00                                     | 1,728.00                      | 9                                  | 180        | 440.95                         | 20.00                               | 5.45                                 | 465.40                             |
| 6 | 4,760.90   | 23,038.98                                 | 5,708.64  | 12                         | 30,800.00       | 1,229                        | 6                        | 6                  | 57               | 1,575.00                                   | 2,101.41                      | 12                                 | 104        | 81.84                          | 21.03                               | 71.44                                | 174.31                             |
| 7 | 7,590.07   | 41,311.61                                 | 9,627.44  | 11                         | 35,000.00       | 1,400                        | 4                        | 4                  | 70               | 500.00                                     | 2,500.00                      | 11                                 | 237        | 138.21                         | 415.72                              | 129.11                               | 678.04                             |
| 8 | 415.43   | 186.87                                    |   | 1                          | 2,500.00        | 100                          | 2                        | 2                  | 44               | 90.00                                      | 300.00                        | 1                                  | 20         | 28.04                          |                                     |                                      | 26.04                              |
|   | 66,554.70  | 245,022.17                                | 77,380.95   | 79                         | 255,774.60      | 13,484                       | 43                       | 43                 | 574              | 12,615.00                                  | 17,629.41                     | 100                                | 1,822      | 7,995.04                       | 1,804.89                            | 485.61                               | 10,285.54                          |
| 1 | 16,656.09  | 81,954.02                                 | 14,736.98   | 44                         | 60,600.00       | 5,100                        | 20                       | 30                 | 578              | 8,700.00                                   | 9,200.00                      | 32                                 | 660        | 2,584.84                       | 530.14                              |                                      | 3,064.98                           |
| 2 | 17,939.65  | 25,963.98                                 | 14,785.06   | 45                         | 77,595.00       | 6,941                        | 19                       | 26                 | 500              | 15,320.00                                  | 4,919.00                      | 34                                 | 468        | 804.17                         | 199.70                              |                                      | 1,003.87                           |
| 3 | 11,456.41  | 52,448.45                                 | 15,085.94   | 25                         | 40,710.00       | 4,735                        | 9                        | 11                 | 210              | 1,000.00                                   | 5,430.00                      | 20                                 | 322        | 2,166.75                       | 425.49                              |                                      | 2,581.84                           |
| 4 | 15,205.00  | 43,110.11                                 | 11,061.90   | 30                         | 80,000.00       | 6,500                        | 13                       | 16                 | 276              | 3,000.00                                   | 8,100.00                      | 31                                 | 734        | 4,970.70                       | 255.32                              |                                      | 5,226.02                           |
| 5 | 5,732.72   | 18,335.98                                 | 17,794.44   | 8                          | 16,300.00       | 725                          | 3                        | 3                  | 40               | 1,000.00                                   | 1,600.00                      | 10                                 | 151        | 880.67                         | 108.69                              |                                      | 939.36                             |
|   | 66,989.37  | 169,112.49                                | 73,463.37   | 152                        | 275,205.00      | 24,001                       | 64                       | 85                 | 1,604            | 29,520.00                                  | 29,299.00                     | 127                                | 2,335      | 11,306.18                      | 1,509.34                            |                                      | 12,815.47                          |
| 1 | 8,505.43   | 32,337.70                                 | 10,924.11   | 12                         | 58,240.00       | 1,745                        | 3                        | 5                  | 99               | 979.93                                     | 1,220.51                      | 12                                 | 337        | 3,252.84                       | 151.47                              |                                      | 3,504.31                           |
| 2 | 12,857.58  | 20,761.38                                 | 24,170.58   | 8                          | 62,300.00       | 2,500                        | 4                        | 7                  | 162              | 5,000.00                                   | 3,355.00                      | 10                                 | 437        | 3,412.55                       | 316.16                              |                                      | 3,728.71                           |
| 3 | 12,475.58  | 42,268.95                                 | 18,706.61   | 18                         | 41,100.00       | 2,480                        | 6                        | 6                  | 65               | 1,087.00                                   | 1,665.52                      | 17                                 | 299        | 2,304.23                       | 264.62                              |                                      | 2,568.85                           |
| 4 | 12,814.33  | 35,595.49                                 | 31,464.66   | 15                         | 56,100.00       | 2,760                        | 10                       | 10                 | 164              | 3,800.00                                   | 5,575.00                      | 25                                 | 354        | 3,589.49                       | 168.46                              |                                      | 3,757.95                           |
| 5 | 23,381.05  | 66,153.84                                 | 18,151.24   | 35                         | 50,000.00       | 5,700                        | 15                       | 15                 | 165              | 6,000.00                                   | 5,000.00                      | 24                                 | 506        | 3,795.35                       | 1,230.16                            |                                      | 5,075.51                           |
| 6 | 5,460.43   | 62,961.61                                 | 4,304.21  | 14                         | 18,000.00       | 1,400                        | 11                       | 11                 | 180              | 2,020.45                                   | 3,812.00                      | 15                                 | 251        | 412.10                         | 230.03                              |                                      | 692.13                             |
| 7 | 10,432.47  | 48,181.37                                 | 14,967.77   | 14                         | 42,300.00       | 1,485                        | 1                        | 1                  | 14               | 250.00                                     | 525.00                        | 11                                 | 180        | 2,398.17                       | 277.10                              |                                      | 2,675.27                           |
| 8 | 4,421.91   | 57,476.24                                 | 3,047.97  | 7                          | 25,850.00       | 1,050                        |                          |                    |                  | 345.00                                     | 420.65                        | 7                                  | 76         | 371.02                         | 164.65                              |                                      | 535.87                             |
|   | 90,851.83  | 357,741.08                                | 125,737.15  | 123                        | 360,890.00      | 19,120                       | 49                       | 55                 | 849              | 16,382.33                                  | 23,073.68                     | 121                                | 2,490      | 19,636.75                      | 2,902.85                            |                                      | 22,538.60                          |
| 1 | 3,196.00   | 20,633.38                                 | 877.36  | 6                          | 4,500.00        | 1,000                        | 1                        | 1                  | 15               |  | 2,000.00                      | 3                                  | 30         | 41.17                          |                                     |                                      | 41.17                              |
| 2 | 6,312.77   | 25,922.13                                 | 7,136.23  | 13                         | 53,000.00       | 2,400                        | 5                        | 5                  | 110              | 950.00                                     | 2,865.00                      | 14                                 | 280        | 50.45                          | 91.60                               |                                      | 142.05                             |
| 3 | 1,648.05   | 1,500.00                                  | 519.92  | 4                          | 1,000.00        | 1,000                        | 2                        | 2                  | 32               |  | 500.00                        | 2                                  | 30         | 60.02                          |                                     |                                      | 60.02                              |
| 4 | 1,058.46   | 1,800.00                                  |   | 8                          | 5,500.00        | 420                          | 1                        | 1                  | 40               | 500.00                                     | 900.00                        | 1                                  | 25         | 27.78                          | 50.00                               | 10.00                                | 87.78                              |
|   | 12,215.28  | 49,862.51                                 | 8,533.51  | 26                         | 64,000.00       | 4,820                        | 9                        | 9                  | 197              | 1,450.00                                   | 4,465.00                      | 20                                 | 365        | 179.42                         | 141.60                              |                                      | 331.02                             |
| 1 | 18,182.55  | 49,026.29                                 | 19,877.28   | 9                          | 73,200.00       | 2,800                        | 11                       | 14                 | 248              | 300.00                                     | 3,290.00                      | 19                                 | 495        | 2,139.13                       | 638.59                              |                                      | 2,827.72                           |
| 2 | 17,608.24  | 40,479.41                                 | 22,797.66   | 86                         | 76,480.00       | 6,650                        | 19                       | 20                 | 308              | 7,250.00                                   | 3,750.00                      | 25                                 | 525        | 3,412.55                       | 289.94                              | 166.00                               | 828.37                             |
| 3 | 12,714.05  | 40,377.65                                 | 15,756.00   | 20                         | 36,934.00       | 2,321                        | 15                       | 16                 | 211              | 5,725.00                                   | 4,944.47                      | 29                                 | 312        | 1,201.50                       | 894.11                              |                                      | 1,995.61                           |
| 4 | 14,216.71  | 52,050.66                                 | 20,867.92   | 37                         | 47,000.00       | 7,600                        | 19                       | 25                 | 264              | 8,000.00                                   | 8,000.00                      | 31                                 | 411        | 1,506.44                       | 125.00                              | 200.00                               | 1,831.44                           |
| 5 | 5,951.77   | 20,585.87                                 | 5,865.68  | 29                         | 84,750.00       | 3,785                        | 14                       | 14                 | 142              | 2,325.00                                   | 3,250.00                      | 15                                 | 161        | 297.09                         | 8.52                                |                                      | 305.61                             |
| 6 | 7,001.78   | 23,211.20                                 | 8,542.46  | 22                         | 24,000.00       | 1,855                        | 11                       | 11                 | 167              | 1,950.00                                   | 2,160.60                      | 20                                 | 304        | 1,011.52                       | 93.48                               |                                      | 1,105.00                           |
| 7 | 15,323.23  | 29,305.53                                 | 24,520.90   | 33                         | 50,000.00       | 10,500                       | 19                       | 20                 | 314              | 9,809.90                                   | 12,410.00                     | 30                                 | 468        | 1,749.05                       | 41.31                               |                                      | 1,790.36                           |
| 8 | 19,785.33  | 34,238.00                                 | 9,000.00  | 33                         | 100,000.00      | 10,000                       | 25                       | 36                 | 694              | 27,934.00                                  | 18,200.00                     | 63                                 | 932        | 4,252.22                       | 259.11                              |                                      | 4,511.33                           |
|   | 110,778.66   | 289,324.61                                | 125,587.90  | 224                        | 447,314.00      | 45,521                       | 133                      | 156                | 2,248            | 64,284.00                                  | 62,005.07                     | 222                                | 3,658      | 12,577.38                      | 1,850.06                            | 368.00                               | 14,795.94                          |
| 1 | 24,697.95  | 64,738.42                                 | 17,466.26   | 70                         | 150,800.00      | 10,345                       | 13                       | 20                 | 166              | 2,450.00                                   | 9,450.00                      | 30                                 | 640        | 431.83                         | 314.38                              |                                      | 904.26                             |
| 2 | 21,829.00  | 53,105.65                                 | 16,356.36   | 40                         | 66,000.00       | 5,500                        | 25                       | 26                 | 298              | 21,400.00                                  | 3,100.00                      | 38                                 | 760        | 2,363.11                       | 342.39                              |                                      | 2,710.50                           |
| 3 | 18,166.36  | 29,311.77                                 | 16,163.14   | 24                         | 52,400.00       | 3,000                        | 8                        | 9                  | 120              | 5,005.00                                   | 2,115.00                      | 12                                 | 264        | 365.40                         | 126.50                              |                                      | 491.90                             |
| 4 | 11,638.20  | 23,808.90                                 | 16,252.66   | 24                         | 32,000.00       | 5,400                        | 12                       | 12                 | 209              | 900.00                                     | 7,800.00                      | 26                                 | 456        | 2,059.69                       | 189.75                              |                                      | 2,249.44                           |
|   | 70,846.51  | 170,964.74                                | 66,248.92   | 153                        | 301,200.00      | 24,245                       | 63                       | 67                 | 313              | 29,755.00                                  | 27,465.00                     | 106                                | 2,120      | 5,225.08                       | 973.52                              | 157.50                               | 6,356.10                           |
| 1 | 6,970.41   | 16,515.43                                 | 3,591.92  | 13                         | 25,750.00       | 1,910                        | 1                        | 2                  | 40               |  | 1,000.00                      |                                    |            | 80.60                          |                                     |                                      | 80.60                              |
| 2 | 9,772.53   | 24,414.68                                 |   | 10                         | 19,300.00       | 1,695                        | 11                       | 26                 | 392              | 34,900.00                                  | 12,954.00                     | 12                                 | 300        | 950.00                         | 150.00                              |                                      | 1,100.00                           |
| 3 | 5,813.01   | 9,653.76                                  | 6,035.65  | 10                         | 10,150.00       | 1,416                        | 5                        | 6                  | 92               | 4,350.00                                   | 2,481.20                      | 5                                  | 86         | 13.37                          | 10.33                               |                                      | 24.70                              |
| 4 | 20,297.33  | 33,973.25                                 | 23,540.49   | 25                         | 73,600.00       | 4,500                        | 21                       | 32                 | 600              | 35,000.00                                  | 13,000.00                     | 16                                 | 450        | 17.76                          | 1,047.73                            | 237.50                               | 1,303.04                           |
| 5 | 19,412.40  | 36,565.76                                 | 29,513.59   | 31                         | 54,960.00       | 5,950                        | 16                       | 23                 | 659              | 17,350.00                                  | 11,260.00                     | 19                                 | 335        | 69.38                          | 106.49                              |                                      | 352.93                             |
| 6 | 21,433.00  | 41,176.66                                 | 15,171.31   | 35                         | 72,250.00       | 4,760                        | 20                       | 24                 | 516              | 4,650.00                                   | 8,060.20                      | 16                                 | 271        | 2,000.00                       | 100.00                              | 150.00                               | 2,250.00                           |
|   | 143.66   | 60.00                                     |   |                            |                 |                              |                          |                    |                  |  |                               |                                    |            |                                |                                     |                                      |                                    |
|   | 83,847.34  | 162,849.54                                | 87,660.96   | 124                        | 256,010.00      | 19,331                       | 74                       | 118                | 2,299            | 96,250.00                                  | 53,755.40                     | 68                                 | 1,492      | 3,132.11                       | 1,415.10                            | 564.11                               | 5,111.32                           |
| 1 | 3,009.12   | 8,502.08                                  | 1,074.00  | 4                          | 11,500.00       | 655                          | 1                        | 3                  | 86               | 1,500.00                                   | 1,443.93                      | 6                                  | 132        | 659.36                         | 7.00                                | 75.00                                | 741.35                             |
| 2 | 23,397.85  | 33,928.13                                 | 46,136.10   | 23                         | 95,520.00       | 5,855                        | 13                       | 29                 | 619              | 23,780.00                                  | 13,302.03                     | 43                                 | 1,031      | 1,747.61                       | 322.04                              | 745.56                               | 2,815.21                           |
| 3 | 16,322.62  | 26,773.73                                 | 24,771.63   | 29                         | 34,403.40       | 5,173                        | 20                       | 32                 | 610              | 18,972.62                                  | 14,414.01                     | 30                                 | 650        | 1,464.44                       | 327.02                              | 760.39                               | 2,551.35                           |
| 4 | 5,633.35   | 10,217.31                                 | 2,096.78  | 12                         | 31,990.00       | 1,650                        | 5                        | 7                  | 100              | 3,500.00                                   | 2,500.00                      | 8                                  | 125        | 122.64                         | 50.00                               | 10.00                                | 182.64                             |
| 5 | 14,548.69  | 19,292.43                                 | 16,578.15   | 17                         | 39,705.30       | 3,390                        | 15                       | 23                 | 832              | 11,456.00                                  | 11,395.00                     | 20                                 | 469        | 2,417.14                       | 113.68                              | 41.77                                | 2,572.59                           |
| 6 | 17,388.63  | 28,061.17                                 | 16,563.11   | 26                         | 53,774.00       | 3,625                        | 18                       | 32                 | 515              | 19,750.00                                  | 12,000.00                     | 19                                 | 450        | 1,485.00                       | 80.00                               | 150.00                               | 1,715.00                           |
| 7 | 19,701.42  | 47,140.32                                 | 27,381.72   | 26                         | 63,549.00       | 5,300                        | 13                       | 22                 | 450              | 19,250.00                                  | 12,500.00                     | 39                                 | 750        | 2,419.64                       | 174.51                              | 59.42                                | 2,653.57                           |
| 8 | 1,846.40   | 2,927.48                                  | 749.00  | 5                          | 9,000.00        | 850                          | 2                        | 4                  | 39               | 200.00                                     |                               |                                    |            |                                |                                     |                                      |                                    |

## Statistical Report for 1919

| 1   | 2                  | 3             | 4                    | 5                  | 6                  | 7                     | 8                           | 9              | 10                  | 11               | 12  | 13  | 14  | 15                        |               |
|---|--------------------|---------------|----------------------|--------------------|--------------------|-----------------------|-----------------------------|----------------|---------------------|------------------|---|---|---|---------------------------|---------------|
| NAME OF CONFERENCE OR MISSION   |                    |               |                      |                    |                    |                       |                             |                |                     |                  |   |   |   |                           |               |
|   | Number of Churches | Membership    | Baptized During Year | Ordained Ministers | Licensed Ministers | Licensed Missionaries | Book and Periodical Convoys | Total Laborers | Total Tith Receipts | Tithe Per Capita | Total Offerings to Foreign Missions (except as noted under 17 and 20) | Total Contributions for Home Mission Work | Total Contributions for Local Church Work | Number of Sabbath Schools | Membership    |
| <b>Western Canadian Union Conference</b>                                  |                    |               |                      |                    |                    |                       |                             |                |                     |                  |   |   |   |                           |               |
| 1 Alberta Conference  | 29                 | 1,174         | 91                   | 2                  | 1                  | 1                     | 2                           | 5              | 45,188.84           | 38.45            | 8,283.17  | 959.85                                    | 2,070.23                                  | 70                        | 1,701         |
| 2 British Columbia Conference   | 18                 | 558           | 49                   | 5                  | 13                 | 7                     | 3                           | 24             | 21,888.72           | 89.41            | 3,767.96  | 4,197.58                                  | 1,143.10                                  | 23                        | 676           |
| 3 Manitoba Conference   | 9                  | 375           | 51                   | 2                  | 2                  | 7                     | 2                           | 13             | 14,181.15           | 37.68            | 8,716.70  | 1,638.74                                  | 1,133.47                                  | 20                        | 385           |
| 4 Saskatchewan Conference   | 26                 | 1,188         | 71                   | 6                  | 7                  | 10                    | 25                          | 51             | 31,945.90           | 23.12            | 6,534.54  | 506.33                                    | 1,535.15                                  | 40                        | 1,340         |
| <b>Totals</b>   | <b>82</b>          | <b>3,248</b>  | <b>262</b>           | <b>21</b>          | <b>26</b>          | <b>36</b>             | <b>32</b>                   | <b>123</b>     | <b>118,204.41</b>   | <b>34.91</b>     | <b>28,302.37</b>  | <b>15,264.10</b>                          | <b>5,887.00</b>                           | <b>153</b>                | <b>4,052</b>  |
| <b>British Union Conference</b>   |                    |               |                      |                    |                    |                       |                             |                |                     |                  |   |   |   |                           |               |
| 1 East Central Conference   | 10                 | 643           | 40                   | 3                  | 1                  | 2                     | 16                          | 11             | 18,058.30           | 25.08            | 7,200.80  |   |   | 14                        | 801           |
| 2 Midland Conference  | 14                 | 634           | 118                  | 5                  | 1                  | 12                    | 21                          | 89             | 17,076.33           | 26.94            | 4,901.47  |   |   | 21                        | 584           |
| 3 North England Conference  | 13                 | 606           | 82                   | 4                  | 2                  | 7                     | 19                          | 32             | 16,652.36           | 27.43            | 7,946.36  |   |   | 23                        | 561           |
| 4 South England Conference  | 18                 | 753           | 41                   | 6                  | 4                  | 10                    | 39                          | 50             | 21,635.85           | 23.52            | 3,061.33  |   |   | 26                        | 310           |
| 5 Wales Conference  | 9                  | 360           | 29                   | 1                  | 3                  | 11                    | 15                          | 15             | 12,605.35           | 34.74            | 4,123.37  |   |   | 41                        | 474           |
| 6 Ireland Mission   | 3                  | 153           | 13                   | 2                  | 1                  | 5                     | 3                           | 11             | 3,492.09            | 22.82            | 1,433.25  |   |   | 3                         | 124           |
| 7 Scotland Mission  | 5                  | 214           | 14                   | 3                  | 1                  | 7                     | 5                           | 16             | 5,021.31            | 23.46            | 2,496.81  |   |   | 10                        | 201           |
| <b>Totals</b>   | <b>72</b>          | <b>3,343</b>  | <b>282</b>           | <b>33</b>          | <b>11</b>          | <b>53</b>             | <b>105</b>                  | <b>207</b>     | <b>94,441.65</b>    | <b>23.25</b>     | <b>38,188.44</b>  |   |   | <b>144</b>                | <b>3,555</b>  |
| <b>Central European Union Conference</b>                                  |                    |               |                      |                    |                    |                       |                             |                |                     |                  |   |   |   |                           |               |
| 1 German-Swiss Conference   | 32                 | 872           | 50                   | 5                  | 2                  | 8                     | 19                          | 34             | 22,107.43           | 25.35            | 2,524.04  | 1,279.57                                  | 364.72                                    | 31                        | 749           |
| 2 North German Conference   | 12                 | 787           | 151                  | 4                  | 2                  | 5                     | 15                          | 27             | 26,563.68           | 33.75            | 2,953.01  | 919.15                                    | 753.03                                    | 12                        | 693           |
| 3 South Bavarian Conference   | 15                 | 827           | 209                  | 4                  | 3                  | 8                     | 12                          | 24             | 38,953.94           | 41.06            | 3,624.99  | 1,936.17                                  | 363.15                                    | 14                        | 761           |
| 4 South German Conference   | 26                 | 908           | 133                  | 3                  | 2                  | 7                     | 25                          | 37             | 31,145.54           | 34.80            | 3,461.53  | 2,310.93                                  | 781.58                                    | 13                        | 332           |
| 5 Wurttemberg Conference  | 30                 | 958           | 133                  | 5                  | 3                  | 4                     | 24                          | 36             | 35,684.26           | 37.42            | 5,847.67  | 2,547.93                                  | 857.95                                    | 29                        | 934           |
| <b>Totals</b>   | <b>115</b>         | <b>4,347</b>  | <b>687</b>           | <b>22</b>          | <b>3</b>           | <b>36</b>             | <b>96</b>                   | <b>163</b>     | <b>149,434.92</b>   | <b>34.38</b>     | <b>17,310.64</b>  | <b>3,987.89</b>                           | <b>4,120.38</b>                           | <b>104</b>                | <b>4,004</b>  |
| <b>East German Union Conference</b>                                       |                    |               |                      |                    |                    |                       |                             |                |                     |                  |   |   |   |                           |               |
| 1 Berlin Conference   | 81                 | 2,124         | 278                  | 5                  | 2                  | 11                    | 29                          | 52             | 80,655.18           | 42.21            | 12,074.05   | 7,723.37                                  |   | 51                        | 1,818         |
| 2 East Prussian Conference  | 54                 | 1,332         | 141                  | 7                  | 5                  | 19                    | 34                          | 82,093.70      | 23.22               | 8,906.85         | 1,543.47  |   | 84  | 1,283                     |               |
| 3 East Saxon Conference   | 23                 | 870           | 216                  | 4                  | 1                  | 6                     | 10                          | 32             | 26,932.80           | 31.02            | 4,887.11  | 3,992.23                                  |   | 28                        | 932           |
| 4 Lower Silesian Conference   | 17                 | 584           | 110                  | 5                  | 2                  | 11                    | 10                          | 10             | 18,721.19           | 32.05            | 2,842.04  | 1,416.17                                  |   | 17                        | 608           |
| 5 Oder Conference   | 25                 | 931           | 190                  | 5                  | 5                  | 31                    | 46                          | 83,177.00      | 41.01               | 5,259.94         | 1,879.33  |   | 25  | 789                       |               |
| 6 Upper Silesian Conference   | 27                 | 948           | 174                  | 3                  | 3                  | 2                     | 28                          | 38             | 28,002.14           | 27.57            | 4,163.75  | 2,715.90                                  |   | 27                        | 822           |
| 7 Vistula Conference  | 28                 | 757           | 75                   | 4                  | 2                  | 1                     | 13                          | 25             | 29,571.97           | 37.74            | 2,755.37  | 1,453.94                                  |   | 28                        | 638           |
| 8 Warta Conference  | 33                 | 965           | 162                  | 7                  | 3                  | 15                    | 31                          | 35             | 38,609.37           | 36.90            | 5,816.07  | 2,655.63                                  |   | 38                        | 1,124         |
| 9 West Saxon Conference   | 37                 | 1,336         | 378                  | 8                  | 5                  | 3                     | 28                          | 48             | 59,317.87           | 31.45            | 8,210.47  | 5,542.13                                  |   | 37                        | 2,240         |
| <b>Totals</b>   | <b>275</b>         | <b>10,442</b> | <b>1,719</b>         | <b>49</b>          | <b>27</b>          | <b>28</b>             | <b>186</b>                  | <b>327</b>     | <b>355,132.22</b>   | <b>34.01</b>     | <b>49,529.75</b>  | <b>27,894.86</b>                          |   | <b>275</b>                | <b>10,197</b> |
| <b>Latin Union Conference</b>   |                    |               |                      |                    |                    |                       |                             |                |                     |                  |   |   |   |                           |               |
| 1 Alsace-Lorraine Conference  | 7                  | 193           | 25                   | 2                  | 1                  | 1                     | 1                           | 8              | 7,354.90            | 37.14            | 749.14  | 18.32                                     | 155.84                                    | 7                         | 143           |
| 2 French Conference   | 22                 | 423           | 21                   | 7                  | 3                  | 7                     | 22                          | 22             | 12,748.32           | 30.14            | 2,498.46  | 371.85                                    | 532.52                                    | 24                        | 318           |
| 3 Leman Conference  | 15                 | 868           | 63                   | 4                  | 2                  | 3                     | 4                           | 18             | 29,399.22           | 24.34            | 4,418.95  | 991.66                                    | 679.61                                    | 23                        | 507           |
| 4 Algerian Mission  | 6                  | 68            | 5                    | 1                  | 2                  |                       |                             | 3              | 2,518.00            | 39.97            | 553.17  | 182.39                                    |   | 37                        | 99            |
| 5 Italian Mission   | 8                  | 123           | 6                    | 5                  | 2                  |                       | 7                           | 7              | 753.63              | 6.12             | 102.87  |   | 97.09                                     | 8                         | 54            |
| 6 Portuguese Mission  | 2                  | 95            | 13                   | 1                  | 2                  | 5                     | 2                           | 10             | 1,568.22            | 16.51            | 490.10  |   | 291.27                                    | 2                         | 79            |
| 7 Spanish Mission   | 8                  | 231           | 25                   | 2                  | 6                  | 3                     | 18                          | 27             | 2,349.55            | 10.13            | 145.51  |   |   | 10                        | 161           |
| <b>Totals</b>   | <b>87</b>          | <b>1,999</b>  | <b>163</b>           | <b>16</b>          | <b>28</b>          | <b>21</b>             | <b>23</b>                   | <b>88</b>      | <b>47,692.44</b>    | <b>23.37</b>     | <b>8,986.20</b>   | <b>2,014.72</b>                           | <b>1,902.92</b>                           | <b>78</b>                 | <b>1,827</b>  |
| <b>Scandinavian Union Conference</b>                                      |                    |               |                      |                    |                    |                       |                             |                |                     |                  |   |   |   |                           |               |
| 1 Central Sweden Conference   | 24                 | 308           | 40                   | 2                  | 3                  |                       | 3                           | 37             | 14,352.49           | 18.33            | 2,729.43  | 1,747.18                                  |   | 54                        | 589           |
| 2 East Denmark Conference   | 13                 | 1,012         | 169                  | 4                  | 3                  | 9                     | 19                          | 36             | 36,946.32           | 36.51            | 4,247.54  |   |   | 20                        | 925           |
| 3 West Norway Conference  | 15                 | 760           | 77                   | 2                  | 4                  |                       |                             | 9              | 23,600.39           | 37.83            | 2,950.00  | 3,000.00                                  |   | 28                        | 456           |
| 4 Finland Conference  | 16                 | 736           | 103                  | 3                  | 2                  | 3                     | 25                          | 33             | 29,369.78           | 27.67            | 7,453.33  | 3,729.61                                  |   | 36                        | 480           |
| 5 North Norway Conference   | 10                 | 323           | 47                   | 2                  | 6                  |                       |                             | 8              | 8,384.65            | 20.38            | 780.99  |   |   | 11                        | 151           |
| 6 South Sweden Conference   | 8                  | 253           | 23                   | 1                  | 4                  |                       |                             | 6              | 5,796.74            | 22.64            | 633.79  | 194.90                                    |   | 82                        | 221           |
| 7 West Denmark Conference   | 22                 | 733           | 65                   | 2                  | 3                  | 5                     | 10                          | 10             | 21,079.31           | 26.90            | 2,520.49  |   |   | 41                        | 522           |
| 8 West Norway Conference  | 14                 | 528           | 52                   | 1                  | 4                  | 3                     | 20                          | 23             | 14,965.32           | 23.61            | 1,429.67  |   |   | 16                        | 376           |
| 9 Iceland Mission   | 5                  | 137           | 1                    | 1                  | 2                  |                       |                             | 3              |                     |                  |   |   |   |                           |               |
| 10 North Sweden Mission   | 6                  | 121           | 13                   | 1                  | 2                  |                       |                             | 3              | 3,052.39            | 25.22            | 452.48  | 599.19                                    |   | 14                        | 79            |
| <b>Totals</b>   | <b>135</b>         | <b>5,481</b>  | <b>690</b>           | <b>24</b>          | <b>22</b>          | <b>46</b>             | <b>89</b>                   | <b>131</b>     | <b>157,581.07</b>   | <b>23.86</b>     | <b>28,102.68</b>  | <b>9,210.83</b>                           |   | <b>264</b>                | <b>3,857</b>  |
| Cavassers and book sales reported include other conferences in the Union. |                    |               |                      |                    |                    |                       |                             |                |                     |                  |   |   |   |                           |               |
| <b>Central China Union Mission</b>  |                    |               |                      |                    |                    |                       |                             |                |                     |                  |   |   |   |                           |               |
| 1 Hupeh Mission   | 8                  | 201           | 1                    | 2                  | 8                  | 4                     | 19                          | 8              | 782.69              | 1.29             | 37.64   | .58                                       | 1.75                                      | 10                        | 373           |
| 2 Hunan Mission   | 11                 | 310           | 31                   | 1                  | 5                  | 12                    | 7                           | 32             | 1,362.38            | 1.17             |   | 26.67                                     |   | 14                        | 400           |
| 3 Kiangsi Mission   | 3                  | 60            | 1                    | 2                  | 3                  | 6                     | 17                          | 9              | 90.22               | 1.61             | 5.42  |   |   | 6                         | 123           |
| 4 Honan Mission   | 14                 | 412           | 24                   | 4                  | 7                  | 18                    | 10                          | 37             | 441.86              | 1.07             | 84.93   | 336.18                                    | 35.60                                     | 29                        | 620           |
| 5 Shensi Mission  | 8                  | 54            | 6                    | 1                  | 3                  | 4                     | 8                           | 8              | 28.00               | .43              |   |   |   | 3                         | 90            |
| <b>Totals</b>   | <b>44</b>          | <b>1,037</b>  | <b>62</b>            | <b>10</b>          | <b>27</b>          | <b>46</b>             | <b>33</b>                   | <b>151</b>     | <b>1,948.65</b>     | <b>1.87</b>      | <b>77.09</b>  | <b>357.41</b>                             | <b>37.85</b>                              | <b>61</b>                 | <b>1,611</b>  |
| <b>Chosen Union Mission *</b>   |                    |               |                      |                    |                    |                       |                             |                |                     |                  |   |   |   |                           |               |
| 1 West Chosen Conference  | 10                 | 472           | 89                   | 4                  | 10                 | 17                    | 12                          | 43             | 427.65              | .81              | 419.18  | 8.88                                      |   | 27                        | 874           |
| 2 Central Chosen Mission  | 9                  | 312           | 30                   | 1                  | 4                  | 12                    | 7                           | 30             | 251.65              | .81              | 48.70   | 58.54                                     |   | 17                        | 385           |
| 3 South Chosen Mission  | 3                  | 180           | 28                   | 2                  | 6                  | 6                     | 14                          | 31             | 250.36              | 1.39             | 65.82   |   |   | 30                        | 288           |
| 4 All fields — six months   |                    |               |                      |                    |                    |                       |                             |                | 1,734.77            |                  | 253.86  | 433.74                                    |   |                           |               |
| <b>Totals</b>   | <b>24</b>          | <b>1,021</b>  | <b>124</b>           | <b>10</b>          | <b>22</b>          | <b>40</b>             | <b>34</b>                   | <b>134</b>     | <b>3,222.46</b>     | <b>3.19</b>      | <b>288.63</b>   | <b>1,858.53</b>                           | <b>64.92</b>                              | <b>78</b>                 | <b>1,631</b>  |
| <b>East China Union Mission</b>   |                    |               |                      |                    |                    |                       |                             |                |                     |                  |   |   |   |                           |               |
| 1 Anhwei Mission  | 2                  | 225           | 37                   | 2                  | 4                  | 12                    |                             | 26             | 1,205.01            | 5.36             |   |   |   | 9                         | 184           |
| 2 Chekiang Mission  | 4                  | 100           | 1                    | 1                  | 2                  | 9                     |                             | 19             | 651.37              | 5.52             |   | 14.80                                     | 4.28                                      | 21                        | 320           |
| 3 Kiangche Mission  | 6                  | 904           | 139                  | 2                  | 4                  | 13                    | 4                           | 32             | 1,966.00            | 6.47             | 282.80  | 109.07                                    | 77.03                                     | 17                        | 521           |
| <b>Totals</b>   | <b>12</b>          | <b>629</b>    | <b>176</b>           | <b>5</b>           | <b>10</b>          | <b>34</b>             | <b>4</b>                    | <b>77</b>      | <b>3,822.98</b>     | <b>6.68</b>      | <b>322.80</b>   | <b>123.87</b>                             | <b>81.24</b>                              | <b>47</b>                 | <b>1,025</b>  |
| <b>Japan Union Mission *</b>  |                    |               |                      |                    |                    |                       |                             |                |                     |                  |   |   |   |                           |               |
| 1 Hokkaido Mission  |                    |               |                      | 2                  | 2                  | 2                     | 1                           | 18             |                     |                  | 8.27  |   |   | 1                         | 3             |
| 2 Tohoku Mission  | 2                  | 85            | 6                    | 1                  | 2                  | 1                     |                             | 6              | 146.70              | 4.19             | 30.23   | 1.42                                      | 4.29                                      | 2                         | 18            |
| 3 Kanto Mission   | 4                  | 125           | 1                    | 1                  |                    |                       | 8                           | 5              | 1,027.11            | 8.22             | 124.56  | 105.32                                    | 18.36                                     | 3                         | 142           |
| 4 Kansai Mission  | 2                  | 31            |                      | 1                  | 4                  |                       | 4                           | 9              | 611.09              | 8.64             | 269.13  | 83.32                                     | 83.32                                     | 3                         | 92            |
| 5 Chugoku Mission   | 2                  | 20            |                      | 1                  |                    |                       |                             | 1              | 260.06              | 13.00            | 54.65   | .10                                       | 7.50                                      | 1                         | 20            |
| 6 Kyushu Mission  | 8                  | 44            |                      | 2                  | 1                  | 1                     | 0                           | 1              | 275.30              | 6.26             | 21.77   |   | 24.22                                     | 4                         | 65            |
| 7 All fields — six months   |                    |               | 15                   |                    |                    |                       |                             |                | 1,863.53            |                  | 249.78  | 1.70                                      | 181.02                                    |                           |               |
|   |                    |               |                      |                    |                    |                       |                             |                |                     |                  |   |   |   |                           |               |





## Statistical Report for 1919

| NAME OF CONFERENCE OR MISSION  | 2                  | 3          | 4                    | 5                  | 6                  | 7                     | 8                            | 9              | 10                   | 11               | 12  | 13  | 14  | 15                        | 16         |
|--|--------------------|------------|----------------------|--------------------|--------------------|-----------------------|------------------------------|----------------|----------------------|------------------|---|---|---|---------------------------|------------|
|  | Number of Churches | Membership | Baptized During Year | Ordained Ministers | Licensed Ministers | Licensed Missionaries | Book and Periodical Carriers | Total Laborers | Total Tithe Receipts | Tithe Per Capita | Total Offerings to Foreign Missions (except as noted under 17 and 30) | Total Contributions for Home Mission Work | Total Contributions for Local Church Work | Number of Sabbath Schools | Membership |
| <b>Malaysian Union Mission</b>   |                    |            |                      |                    |                    |                       |                              |                |                      |                  |   |   |   |                           |            |
| 1 South Sumatra Mission  | 1                  | 30         | 2                    | 1                  | 3                  | 4                     | ---                          | 6              | 406.49               | 13.56            | ---   | ---                                       | ---                                       | 1                         | 21         |
| 2 Malay States Mission   | 1                  | 30         | 4                    | 1                  | 2                  | 1                     | ---                          | 4              | 670.69               | 19.02            | ---   | ---                                       | ---                                       | 1                         | 61         |
| 3 British North Borneo Mission   | 2                  | 114        | 41                   | 1                  | 4                  | 1                     | 1                            | 12             | 593.33               | 6.21             | 21.63   | ---                                       | ---                                       | 6                         | 126        |
| 4 North Sumatra Mission  | 1                  | 26         | 9                    | 2                  | ---                | 3                     | ---                          | 7              | 657.49               | 21.44            | ---   | ---                                       | ---                                       | 1                         | 15         |
| 6 West Java Mission  | 1                  | 64         | 10                   | 2                  | ---                | 3                     | 3                            | 6              | 1,819.26             | 28.48            | ---   | ---                                       | 40.20                                     | 3                         | 70         |
| 6 Siam Mission   | 1                  | 14         | ---                  | 2                  | 2                  | 1                     | ---                          | 5              | 827.60               | 37.69            | ---   | ---                                       | ---                                       | 2                         | 17         |
| 7 Singapore Mission  | 1                  | 139        | 10                   | 1                  | 4                  | 1                     | 8                            | 14             | 3,566.52             | 25.65            | ---   | 47.47                                     | ---                                       | 5                         | 148        |
| 6 East Java Mission  | 1                  | 33         | 3                    | 1                  | 2                  | 2                     | 3                            | 3              | 1,482.67             | 39.02            | 32.22   | 461.04                                    | 77.87                                     | 1                         | 39         |
| Totals   | 9                  | 456        | 79                   | 11                 | 17                 | 17                    | 15                           | 69             | 9,523.55             | 20.93            | 53.35   | 506.51                                    | 113.07                                    | 32                        | 467        |
| <b>Manchurian Union Mission *</b>  |                    |            |                      |                    |                    |                       |                              |                |                      |                  |   |   |   |                           |            |
| 1 Feng-Tien Mission  | 2                  | 61         | 9                    | 1                  | 5                  | 3                     | 2                            | 13             | 322.86               | 5.29             | 2.78  | 9.86                                      | ---                                       | 5                         | 73         |
| 2 Kirin Mission  | 1                  | 26         | 7                    | 1                  | 2                  | 4                     | 2                            | 10             | 155.04               | 5.96             | ---   | 17.44                                     | ---                                       | 2                         | 50         |
| 3 Entire field—six months  | ---                | ---        | 7                    | ---                | ---                | ---                   | ---                          | ---            | 227.47               | ---              | 1.22  | ---                                       | ---                                       | ---                       | ---        |
| Totals   | 3                  | 87         | 23                   | 2                  | 7                  | 7                     | 4                            | 23             | 705.37               | 8.10             | 4.00  | 27.30                                     | ---                                       | 7                         | 123        |
| * Figures for local fields are for the latter part of the year, the first part of the year being represented in the line following the local fields. |                    |            |                      |                    |                    |                       |                              |                |                      |                  |   |   |   |                           |            |
| <b>Philippine Union Conference</b>   |                    |            |                      |                    |                    |                       |                              |                |                      |                  |   |   |   |                           |            |
| 1 Panayan Mission  | 4                  | 160        | 46                   | 3                  | 4                  | 9                     | 7                            | 24             | 1,273.43             | 6.03             | ---   | 862.95                                    | 97.90                                     | 7                         | 326        |
| 2 Cebu Mission   | 1                  | 55         | 17                   | ---                | 1                  | 5                     | 4                            | 18             | 826.63               | 5.94             | ---   | ---                                       | ---                                       | 7                         | 90         |
| 3 North Luzon Mission  | 5                  | 200        | 106                  | 2                  | 5                  | 3                     | 3                            | 20             | 502.42               | 2.51             | 1.45  | 20.00                                     | 50.00                                     | 9                         | 193        |
| 4 Central Southern Luzon Conference  | 18                 | 1,246      | 327                  | 3                  | 7                  | 13                    | 22                           | 45             | 6,022.92             | 4.63             | ---   | ---                                       | 13.90                                     | 23                        | 1,181      |
| Totals   | 28                 | 1,663      | 496                  | 9                  | 16                 | 37                    | 41                           | 116            | 9,091.10             | 5.46             | 1.45  | 962.95                                    | 161.60                                    | 51                        | 1,790      |
| <b>South China Union Mission</b>   |                    |            |                      |                    |                    |                       |                              |                |                      |                  |   |   |   |                           |            |
| 1 Foochow Mission  | 2                  | 225        | 23                   | 1                  | 5                  | 1                     | 2                            | 29             | 413.02               | 1.64             | ---   | 69.93                                     | ---                                       | 4                         | 270        |
| 2 Amoy Mission   | 5                  | 221        | 53                   | 4                  | 6                  | 6                     | 3                            | 21             | 387.36               | 1.76             | 201.33  | 411.12                                    | ---                                       | 8                         | 500        |
| 3 Swatow Mission   | 8                  | 246        | 17                   | 2                  | 4                  | 5                     | 3                            | 18             | 803.58               | 1.22             | ---   | 412.72                                    | ---                                       | 11                        | 838        |
| 4 Hakka Mission  | 4                  | 844        | 109                  | 1                  | 15                 | 2                     | 4                            | 35             | 257.41               | .75              | 60.76   | 233.31                                    | 14.00                                     | 12                        | 330        |
| 5 Cantonese Mission  | 4                  | 281        | 35                   | 3                  | 6                  | 10                    | 1                            | 39             | 476.40               | 2.06             | ---   | 518.40                                    | 248.45                                    | 10                        | 350        |
| 6 Kwangsi Mission  | 5                  | 94         | 18                   | 1                  | 3                  | 3                     | 1                            | 12             | 115.17               | 1.22             | ---   | 1,313.85                                  | ---                                       | 5                         | 116        |
| Totals   | 28                 | 1,368      | 250                  | 13                 | 40                 | 30                    | 14                           | 160            | 8,724.94             | 2.73             | 262.14  | 3,009.86                                  | 262.45                                    | 50                        | 1,949      |
| <b>West China Union Mission</b>  |                    |            |                      |                    |                    |                       |                              |                |                      |                  |   |   |   |                           |            |
| 1 East Szechwan Mission  | 1                  | 51         | 15                   | 1                  | 2                  | 4                     | 5                            | 17             | 463.29               | 9.47             | 67.62   | ---                                       | 12.00                                     | 4                         | 125        |
| 2 West Szechwan Mission  | 1                  | 13         | 11                   | ---                | 1                  | 3                     | ---                          | 4              | 96.58                | 7.42             | 12.34   | ---                                       | 6.90                                      | 1                         | 21         |
| 3 Tibetan Mission  | ---                | ---        | ---                  | ---                | 1                  | 1                     | 1                            | 3              | 6.48                 | ---              | ---   | ---                                       | ---                                       | 1                         | 6          |
| Totals   | 2                  | 64         | 26                   | 1                  | 4                  | 6                     | 6                            | 24             | 566.30               | 9.16             | 80.16   | ---                                       | 18.90                                     | 6                         | 152        |
| <b>Austral Union Conference</b>  |                    |            |                      |                    |                    |                       |                              |                |                      |                  |   |   |   |                           |            |
| 1 Alto Parana Conference   | 9                  | 377        | 23                   | 1                  | 4                  | 4                     | ---                          | 12             | 1,184.92             | ---              | ---   | ---                                       | ---                                       | ---                       | ---        |
| 2 Argentine Conference   | 19                 | 1,230      | 102                  | 5                  | 8                  | 6                     | 15                           | 29             | 9,204.01             | 8.50             | 354.64  | 397.80                                    | ---                                       | 20                        | 526        |
| 3 Chile Conference   | 20                 | 663        | 74                   | 5                  | 1                  | 8                     | 4                            | 18             | 21,344.48            | 17.35            | 2,662.28  | 1,647.44                                  | 1,600.87                                  | 46                        | 1,373      |
| 4 Magellan Mission   | 1                  | 14         | ---                  | ---                | 1                  | ---                   | ---                          | 4              | 5,954.08             | 6.86             | 764.93  | 351.56                                    | 860.95                                    | 40                        | 359        |
| 6 Mendoza Mission  | ---                | ---        | ---                  | ---                | ---                | ---                   | ---                          | ---            | 205.98               | 14.71            | ---   | ---                                       | ---                                       | 3                         | 20         |
| 6 Uruguay Mission  | 4                  | 156        | ---                  | 1                  | 2                  | ---                   | 4                            | 7              | 5,294.00             | 33.96            | 52.58   | 592.45                                    | 13.77                                     | 12                        | 211        |
| Totals   | 53                 | 2,645      | 204                  | 16                 | 11                 | 21                    | 30                           | 73             | 37,187.47            | 14.06            | 3,854.44  | 3,169.05                                  | 2,475.53                                  | 121                       | 2,939      |
| <b>Brazil Union Conference</b>   |                    |            |                      |                    |                    |                       |                              |                |                      |                  |   |   |   |                           |            |
| 1 Parana Mission   | 2                  | 236        | 23                   | 3                  | ---                | 8                     | ---                          | 11             | ---                  | ---              | ---   | ---                                       | ---                                       | ---                       | ---        |
| 2 Rio Grande do Sul Conference   | 23                 | 992        | 90                   | 4                  | 2                  | 3                     | 13                           | 22             | 2,847.19             | 12.49            | 240.60  | 22.26                                     | 34.28                                     | 11                        | 277        |
| 3 Santa Catharina Conference   | 14                 | 475        | 70                   | 1                  | 1                  | ---                   | 3                            | 5              | 8,726.00             | 6.79             | 664.31  | 1,426.39                                  | 136.24                                    | 49                        | 826        |
| 4 Sao Paulo Mission  | 5                  | 519        | 107                  | 1                  | ---                | 6                     | 13                           | 20             | 3,834.53             | 8.07             | 389.47  | 10.04                                     | ---                                       | 25                        | 527        |
| 5 West Minas Mission   | 1                  | 26         | 10                   | ---                | 1                  | ---                   | 5                            | 6              | 10,854.65            | 20.91            | 1,339.44  | 513.46                                    | 915.43                                    | 39                        | 670        |
| Totals   | 45                 | 2,248      | 305                  | 10                 | 4                  | 19                    | 44                           | 77             | 28,708.73            | 12.77            | 3,017.12  | 2,468.46                                  | 1,226.51                                  | 127                       | 2,322      |
| <b>North Brazil Union Mission</b>  |                    |            |                      |                    |                    |                       |                              |                |                      |                  |   |   |   |                           |            |
| 1 Bahia Mission  | 1                  | 91         | 4                    | ---                | 1                  | ---                   | ---                          | 1              | 709.29               | 7.80             | 14.57   | ---                                       | ---                                       | 4                         | 91         |
| 2 East Minas Mission   | 2                  | 221        | 46                   | ---                | 3                  | 12                    | 16                           | 2              | 2,687.30             | 12.16            | 255.14  | 44.74                                     | 21.55                                     | 15                        | 268        |
| 3 Espiritu Santo Mission   | 7                  | 336        | 40                   | 1                  | 1                  | 2                     | 4                            | 8              | 2,524.23             | 10.48            | 1,426.63  | ---                                       | 120.73                                    | 11                        | 360        |
| 4 Pernambuco Mission   | 3                  | 204        | 80                   | 1                  | 1                  | 2                     | 18                           | 22             | 2,214.68             | 10.66            | 323.02  | 5.68                                      | ---                                       | 10                        | 245        |
| 5 Rio de Janeiro Mission   | 2                  | 214        | 75                   | 1                  | 1                  | 4                     | 18                           | 24             | 8,307.13             | 15.45            | 444.15  | ---                                       | 301.96                                    | 9                         | 272        |
| Totals   | 15                 | 1,066      | 195                  | 5                  | 3                  | 13                    | 52                           | 73             | 12,443.31            | 11.67            | 2,468.71  | 50.42                                     | 444.30                                    | 49                        | 1,286      |
| <b>Inca Union Mission</b>  |                    |            |                      |                    |                    |                       |                              |                |                      |                  |   |   |   |                           |            |
| 1 Bolivia Mission  | 1                  | 15         | 6                    | 1                  | 1                  | ---                   | 4                            | 7              | 223.55               | 14.90            | 9.69  | 2.00                                      | ---                                       | 2                         | 24         |
| 2 Ecuador Mission  | 1                  | 24         | 11                   | ---                | 2                  | ---                   | 1                            | 3              | 306.71               | 12.86            | 5.95  | 1.69                                      | ---                                       | 4                         | 44         |
| 3 Lake Titicaca Indian Mission   | 6                  | 2,075      | 716                  | 2                  | 4                  | 6                     | ---                          | 62             | 1,526.43             | .74              | 77.42   | 125.26                                    | 113.65                                    | 9                         | 1,000      |
| 4 Peru Mission   | 8                  | 330        | 25                   | 2                  | 1                  | 6                     | 7                            | 16             | 2,520.58             | 7.64             | 67.57   | 69.84                                     | 80.27                                     | 11                        | 305        |
| Totals   | 16                 | 2,444      | 760                  | 6                  | 10                 | 13                    | 12                           | 92             | 4,567.41             | 1.33             | 160.33  | 196.61                                    | 196.92                                    | 26                        | 1,373      |
| <b>Australasian Union Conference</b>   |                    |            |                      |                    |                    |                       |                              |                |                      |                  |   |   |   |                           |            |
| 1 New South Wales Conference   | 33                 | 1,963      | 161                  | 6                  | 12                 | 26                    | 67                           | 112            | 54,206.19            | 27.33            | 1,202.69  | 3,321.34                                  | 3,901.67                                  | 59                        | 2,342      |
| 2 North New Zealand Conf.  | 21                 | 745        | 94                   | 3                  | 11                 | 10                    | 10                           | 40             | 32,233.10            | 43.84            | 16,441.12   | 4,931.75                                  | 8,840.62                                  | 33                        | 985        |
| 3 Queensland Conference  | 10                 | 679        | 92                   | 4                  | 6                  | 9                     | 12                           | 32             | 17,697.84            | 26.05            | 6,467.36  | 1,329.51                                  | 1,271.07                                  | 23                        | 822        |
| 4 South Australian Conference  | 13                 | 623        | 25                   | 6                  | 3                  | 11                    | 6                            | 29             | 17,697.58            | 26.41            | 4,643.71  | 1,609.70                                  | 2,313.12                                  | 23                        | 642        |
| 5 South New Zealand Conference   | 6                  | 168        | 14                   | 1                  | 4                  | 4                     | 16                           | 26             | 10,231.87            | 54.42            | 3,423.61  | 1,670.41                                  | 506.48                                    | 9                         | 268        |
| 6 Tasmania Conference  | 6                  | 817        | 5                    | 1                  | 2                  | 4                     | 4                            | 11             | 7,603.94             | 24.00            | 2,300.38  | 516.22                                    | 821.42                                    | 13                        | 325        |
| 7 Victorian Conference   | 29                 | 1,310      | 74                   | 5                  | 1                  | 20                    | 15                           | 46             | 36,435.76            | 27.36            | 11,434.76   | 316.55                                    | 2,624.93                                  | 36                        | 1,572      |
| 6 West Australian Conference   | 16                 | 662        | 53                   | 2                  | 5                  | 8                     | 6                            | 23             | 17,634.27            | 26.63            | 4,709.29  | 2,542.14                                  | 2,065.14                                  | 33                        | 1,127      |
| 9 North Queensland Conference  | 1                  | 30         | 14                   | 1                  | 2                  | 2                     | 2                            | 7              | 3,233.81             | 40.36            | 301.94  | 77.82                                     | 53.57                                     | 9                         | 109        |
| 10 Central Polynesian Conference   | 32                 | 671        | 331                  | 5                  | 6                  | 19                    | ---                          | 31             | 8,233.24             | 4.30             | 1,753.20  | 146.10                                    | ---                                       | 40                        | 960        |
| 11 Eastern Polynesian Conference   | 7                  | 173        | 85                   | 2                  | 4                  | 6                     | ---                          | 14             | 2,503.18             | 14.06            | 837.64  | ---                                       | 4.87                                      | 9                         | 324        |
| 12 Melanesian Conference   | 4                  | 57         | 9                    | 1                  | 4                  | 7                     | ---                          | 13             | 1,061.66             | 13.62            | 423.56  | ---                                       | 288.68                                    | 6                         | 101        |
| 13 Aboriginal Missions   | 2                  | 45         | 7                    | 1                  | 1                  | 9                     | ---                          | 11             | 501.61               | 11.14            | 318.55  | ---                                       | ---                                       | 2                         | 113        |
| 14 Solomon Islands Mission   | 1                  | 10         | 15                   | 1                  | 1                  | 3                     | ---                          | 10             | 584.92               | 58.49            | 112.01  | ---                                       | ---                                       | 14                        | 878        |
| Totals   | 166                | 7,548      | 929                  | 50                 | 80                 | 165                   | 140                          | 470            | 204,929.60           | 27.15            | 72,080.37   | 16,421.64                                 | 16,636.82                                 | 316                       | 10,773     |
| <b>India Union Mission</b>   |                    |            |                      |                    |                    |                       |                              |                |                      |                  |   |   |   |                           |            |
| 1 Bengal Mission   | 7                  | 269        | 71                   | 2                  | 3                  | 8                     | ---                          | 13             | 2,363.89             | 10.65            | 2,312.29  | ---                                       | ---                                       | 5                         | 285        |
| 2 Bombay Presidency Mission  | 8                  | 73         | 4                    | 2                  | 1                  | 5                     | ---                          | 8              | 1,745.52             | 23.91            | 866.94  | ---                                       | ---                                       | 6                         | 139        |
| 3 Burma Mission  | 4                  | 162        | 23                   | 1                  | 6                  | 11                    | ---                          | 18             | 1,600.55             | 9.88             | 416.08  | ---                                       | ---                                       | 6                         | 135        |
| 4 North India Mission  | 4                  | 215        | 84                   | 3                  | 5                  | 11                    | ---                          | 19             | 5,366.86             | 24.36            | 1,517.14  | ---                                       | ---                                       | 12                        | 269        |
| 5 South India Mission  | 3                  | 259        | 60                   | 4                  | 4                  | 7                     | ---                          | 15             | 805.86               | 3.50             | 590.24  | ---                                       | ---                                       | 19                        | 517        |
| Totals   | 26                 | 978        | 222                  | 16                 | 21                 | 59                    | ---                          | 96             | 19,061.22            | 19.48            | 5,701.60  | ---                                       | ---                                       | 46                        | 1,345      |

# Statistical Report for 1919

|    | 17   | 18  | 19   | 20                         | 21              | 22                           | 23                       | 24                 | 25               | 26   | 27                            | 28                                 | 29         | 30                             | 31                                  | 32                                   | 33                             |
|----|--|---|--|----------------------------|-----------------|------------------------------|--------------------------|--------------------|------------------|--|-------------------------------|------------------------------------|------------|--------------------------------|-------------------------------------|--------------------------------------|--------------------------------|
|    | Total Sabbath School Contributions (to Foreign Missions) | Retail Value of Book and Periodical Sales | Amount of Title Appropriated to Fields Outside of Conference | Number of Church Buildings | Estimated Value | Approximate Seating Capacity | Number of Church Schools | Number of Teachers | Total Enrollment | Estimated Value of Buildings and Equipment | Expense of Annual Maintenance | Number of Young People's Societies | Membership | Contributions for Foreign Work | Contributions for Home-Mission Work | Contributions for Local Society Work | Total Contributions Y. P. Work |
| 1  | 85.61  | 470.86                                    |  |                            |                 |                              |                          |                    |                  |  |                               |                                    |            |                                |                                     |                                      |                                |
| 2  | 203.19   | 2,251.19                                  |  |                            |                 |                              |                          |                    |                  |  |                               |                                    |            |                                |                                     |                                      |                                |
| 3  | 192.89   | 481.18                                    |  |                            |                 |                              |                          |                    |                  |  |                               |                                    |            |                                |                                     |                                      |                                |
| 4  | 68.00  | 774.70                                    |  |                            |                 |                              |                          | 5                  | 5                |  |                               |                                    |            |                                |                                     |                                      |                                |
| 5  | 339.65   | 3,337.66                                  |  |                            |                 |                              |                          |                    | 66               | 400.00                                     | 40.00                         |                                    |            |                                |                                     |                                      |                                |
| 6  | 120.71   | 6,670.76                                  |  |                            |                 |                              |                          |                    |                  |  |                               |                                    |            |                                |                                     |                                      |                                |
| 7  | 841.01   | 2,761.48                                  |  | 1                          | 3,500.09        | 150                          | 1                        | 1                  | 3                |  | 58.79                         | 2                                  | 26         |                                |                                     |                                      |                                |
| 8  | 608.12   | 5,669.91                                  |  |                            |                 |                              |                          |                    |                  |  |                               |                                    |            |                                |                                     |                                      |                                |
|    | 2,358.66   | 21,267.24                                 |  | 1                          | 3,500.00        | 150                          | 6                        | 6                  | 64               | 400.00                                     | 98.79                         | 2                                  | 25         |                                |                                     |                                      |                                |
| 1  | 59.48  | 1,218.46                                  |  | 1                          | 68.69           | 100                          | 1                        | 1                  | 18               |  |                               |                                    |            |                                |                                     |                                      |                                |
| 2  | 45.50  | 727.36                                    |  |                            |                 |                              | 1                        | 1                  | 12               |  |                               |                                    |            |                                |                                     |                                      |                                |
| 3  | 96.53  | 1,410.24                                  |  |                            |                 |                              |                          |                    |                  |  |                               |                                    |            |                                |                                     |                                      |                                |
|    | 201.61   | 3,351.06                                  |  | 1                          | 68.69           | 100                          | 2                        | 2                  | 30               |  |                               |                                    |            |                                |                                     |                                      |                                |
| 1  | 338.24   | 5,144.16                                  |  | 1                          | 5,000.00        | 500                          |                          |                    |                  |  |                               |                                    |            |                                |                                     |                                      |                                |
| 2  | 111.89   | 2,062.05                                  |  | 3                          | 525.00          | 790                          | 1                        | 1                  | 40               |  |                               |                                    |            |                                |                                     |                                      |                                |
| 3  | 186.87   | 4,789.78                                  |  | 2                          | 100.00          | 120                          |                          |                    |                  |  |                               |                                    |            |                                |                                     |                                      |                                |
| 4  | 1,416.11   | 30,851.12                                 |  | 3                          | 125.00          | 400                          |                          |                    |                  |  |                               |                                    |            |                                |                                     |                                      |                                |
|    | 2,052.61   | 42,787.11                                 |  | 9                          | 1,350.00        | 1,126                        |                          |                    |                  |  |                               |                                    |            |                                |                                     |                                      |                                |
| 1  | 92.70  | 336.55                                    |  | 1                          | 2,000.00        | 700                          | 1                        | 1                  | 22               |  |                               |                                    |            |                                |                                     |                                      |                                |
| 2  | 266.46   | 1,596.50                                  |  | 2                          | 442.00          | 300                          | 5                        | 16                 | 300              |  |                               |                                    |            |                                |                                     |                                      |                                |
| 3  | 102.53   | 968.67                                    |  | 3                          | 1,500.00        | 700                          | 1                        | 1                  | 11               |  |                               | 2                                  | 60         |                                |                                     |                                      |                                |
| 4  | 138.09   | 787.10                                    |  | 1                          | 250.00          | 100                          | 2                        | 12                 | 373              |  |                               |                                    |            |                                |                                     |                                      |                                |
| 5  | 327.47   | 1,861.47                                  |  | 1                          | 2,500.00        | 400                          | 4                        | 5                  | 121              |  |                               | 1                                  | 68         |                                |                                     | 13.04                                | 13.04                          |
| 6  | 73.32  | 299.27                                    |  |                            |                 |                              | 1                        | 1                  | 35               |  |                               |                                    |            |                                |                                     |                                      |                                |
|    | 1,005.67   | 5,849.66                                  |  | 8                          | 6,692.00        | 2,200                        | 20                       | 36                 | 862              |  |                               | 3                                  | 128        |                                |                                     | 13.04                                | 13.04                          |
| 1  | 112.89   | 629.50                                    |  |                            |                 |                              |                          |                    |                  |  |                               |                                    |            |                                |                                     |                                      |                                |
| 2  | 62.60  | 698.45                                    |  |                            |                 |                              |                          | 2                  | 5                | 60   |                               |                                    |            |                                |                                     |                                      |                                |
| 3  | 19.66  | 37.95                                     |  |                            |                 |                              |                          |                    |                  |  |                               |                                    |            |                                |                                     |                                      |                                |
|    | 196.15   | 1,340.99                                  |  |                            |                 |                              |                          |                    | 60               |  |                               |                                    |            |                                |                                     |                                      |                                |
| 1  | 867.27   | 13,116.09                                 |  | 1                          | 1,230.00        | 60                           |                          |                    |                  |  |                               | 5                                  | 51         | 67.88                          |                                     | 16.00                                | 83.88                          |
| 2  | 5,040.81   | 37,918.03                                 | 509.47   | 6                          | 3,390.00        | 330                          | 6                        | 6                  | 122              |  | 1,611.00                      | 15                                 | 263        | 319.52                         |                                     | 30.00                                | 399.52                         |
| 3  | 1,604.03   | 24,761.86                                 |  | 2                          | 2,000.00        | 325                          | 1                        | 2                  | 50               |  | 611.00                        | 11                                 | 122        | 133.17                         |                                     | 35.00                                | 168.17                         |
| 4  | 73.29  | 1,713.31                                  |  |                            |                 |                              |                          |                    |                  |  |                               |                                    |            |                                |                                     |                                      |                                |
| 5  | 7.22   | 56.84                                     |  |                            |                 |                              |                          |                    |                  |  |                               |                                    |            |                                |                                     |                                      |                                |
| 6  | 592.17   | 6,745.75                                  |  |                            |                 |                              |                          | 1                  | 1                | 19   |                               |                                    |            |                                |                                     |                                      |                                |
|    | 8,184.79   | 84,311.38                                 | 509.47   | 9                          | 6,620.00        | 1,216                        | 8                        | 9                  | 191              |  | 2,842.09                      | 34                                 | 476        | 533.61                         |                                     | 135.00                               | 668.61                         |
| 1  | 440.98   | 7,061.41                                  |  | 3                          | 5,014.28        | 325                          |                          |                    |                  |  |                               | 3                                  | 24         | 10.37                          |                                     |                                      | 10.37                          |
| 2  | 1,345.10   | 7,169.69                                  |  | 10                         | 14,000.00       | 845                          | 9                        | 9                  | 107              |  | 1,000.00                      | 6                                  | 74         | 163.17                         |                                     |                                      | 163.17                         |
| 3  | 456.16   | 2,928.34                                  |  | 4                          | 1,445.00        | 360                          | 2                        | 2                  | 50               |  | 430.00                        | 6                                  | 61         | 14.80                          |                                     |                                      | 14.80                          |
| 4  | 1,524.51   | 13,655.05                                 | 1,700.00   | 3                          | 5,380.00        | 435                          | 3                        | 3                  | 20               |  | 200.00                        | 7                                  | 166        | 125.62                         |                                     |                                      | 125.62                         |
| 5  | 77.62  | 3,069.89                                  |  |                            |                 |                              |                          |                    |                  |  |                               |                                    |            |                                |                                     |                                      |                                |
|    | 3,844.37   | 33,864.28                                 | 1,700.00   | 20                         | 25,839.28       | 1,965                        | 14                       | 14                 | 177              |  | 1,680.00                      | 21                                 | 325        | 313.96                         |                                     |                                      | 313.96                         |
| 1  | 123.73   | 232.07                                    |  |                            |                 |                              |                          |                    |                  |  |                               | 1                                  | 11         | 6.34                           |                                     |                                      | 6.34                           |
| 2  | 344.94   | 7,262.36                                  |  |                            |                 |                              |                          |                    |                  |  |                               | 2                                  | 48         | 94.14                          |                                     |                                      | 94.14                          |
| 3  | 363.93   | 3,691.89                                  |  | 3                          | 8,500.00        | 450                          | 3                        | 3                  | 71               |  | 783.57                        | 2                                  | 33         | 21.14                          |                                     |                                      | 21.14                          |
| 4  | 266.40   | 15,069.79                                 |  | 1                          | 125.09          | 60                           |                          |                    |                  |  |                               | 2                                  | 68         | 19.21                          |                                     |                                      | 19.21                          |
| 5  | 526.25   | 9,176.62                                  |  |                            |                 |                              |                          |                    |                  |  |                               | 1                                  | 38         |                                |                                     |                                      |                                |
|    | 1,624.30   | 35,412.73                                 |  | 4                          | 8,625.00        | 510                          | 3                        | 3                  | 71               |  | 783.57                        | 8                                  | 198        | 140.83                         |                                     |                                      | 140.83                         |
| 1  | 38.40  | 1,326.55                                  |  |                            |                 |                              |                          |                    |                  |  |                               |                                    |            |                                |                                     |                                      |                                |
| 2  | 23.89  | 776.70                                    |  |                            |                 |                              |                          |                    |                  |  |                               |                                    |            |                                |                                     |                                      |                                |
| 3  | 382.29   | 1,917.00                                  |  |                            |                 |                              |                          |                    |                  |  |                               |                                    |            |                                |                                     |                                      |                                |
| 4  | 604.24   | 10,537.09                                 |  | 1                          | 1,274.09        | 150                          |                          |                    |                  |  |                               | 2                                  | 30         | 4.48                           |                                     |                                      | 4.48                           |
|    | 1,098.82   | 15,107.34                                 |  | 1                          | 1,274.09        | 150                          |                          |                    |                  |  |                               | 2                                  | 30         | 4.48                           |                                     |                                      | 4.48                           |
| 1  | 7,572.85   | 26,809.35                                 | 15,647.31  | 25                         | 41,395.00       | 3,100                        | 5                        | 10                 | 220              | 3,652.50                                   | 2,960.96                      | 39                                 | 1,010      | 4,465.79                       | 92.53                               | 433.43                               | 4,991.75                       |
| 2  | 4,230.73   | 26,492.80                                 | 2,902.52   | 12                         | 39,690.50       | 1,350                        | 2                        | 3                  | 50               | 321.42                                     | 1,655.80                      | 18                                 | 337        | 572.06                         |                                     | 4.87                                 | 676.93                         |
| 3  | 2,936.61   | 18,520.61                                 | 2,045.40   | 8                          | 10,476.37       | 950                          | 1                        | 2                  | 32               | 97.40                                      | 866.86                        | 16                                 | 335        | 521.09                         | 4.87                                | 43.33                                | 569.79                         |
| 4  | 2,128.19   | 14,220.40                                 | 1,597.36   | 9                          | 26,395.40       | 1,080                        | 2                        | 2                  | 63               | 292.20                                     | 964.52                        | 14                                 | 318        | 944.73                         | 87.66                               | 14.61                                | 1,047.05                       |
| 5  | 1,266.56   | 21,866.30                                 | 944.73   | 1                          | 1,948.00        | 240                          | 1                        | 1                  | 26               | 730.50                                     | 793.81                        | 6                                  | 76         | 691.54                         |                                     |                                      | 691.54                         |
| 6  | 1,110.36   | 5,931.66                                  | 681.80   | 5                          | 5,941.40        | 410                          | 1                        | 1                  | 8                | 48.70                                      | 477.26                        | 7                                  | 164        | 404.21                         | 29.22                               | 24.35                                | 457.78                         |
| 7  | 5,444.66   | 32,151.74                                 | 5,478.75   | 13                         | 19,967.00       | 1,619                        | 2                        | 4                  | 192              | 238.63                                     | 1,639.89                      | 23                                 | 708        | 1,704.60                       | 82.79                               | 68.13                                | 1,855.47                       |
| 8  | 8,930.09   | 10,489.98                                 | 1,637.62   | 12                         | 13,715.41       | 1,140                        | 6                        | 7                  | 96               | 442.91                                     | 2,727.20                      | 17                                 | 500        | 636.67                         |                                     | 34.09                                | 720.76                         |
| 9  | 477.26   | 4,412.22                                  |  |                            |                 |                              |                          |                    |                  |  |                               | 3                                  | 37         | 14.61                          |                                     | 4.87                                 | 19.48                          |
| 10 | 910.69   |   |  | 2                          | 2,191.50        | 600                          | 7                        | 7                  | 153              |  |                               | 3                                  | 61         |                                |                                     |                                      |                                |
| 11 | 516.22   | 840.90                                    |  | 8                          | 8,024.27        | 1,150                        | 1                        | 1                  | 39               | 292.20                                     | 58.44                         | 1                                  | 15         |                                |                                     |                                      |                                |
| 12 | 292.20   | 19.48                                     |  | 4                          | 1,246.72        | 390                          | 1                        | 1                  | 10               | 4.87                                       |                               | 1                                  | 25         |                                | 9.74                                | 19.48                                | 29.22                          |
| 13 | 146.10   |   |  | 2                          | 292.20          | 60                           | 1                        | 2                  | 36               |  |                               |                                    |            |                                |                                     |                                      |                                |
| 14 | 160.71   |   |  | 8                          | 194.80          | 1,050                        | 10                       | 13                 | 262              | 48.70                                      | 87.66                         | 1                                  | 60         |                                |                                     |                                      |                                |
|    | 31,163.28  | 161,255.44                                | 30,385.64  | 109                        | 171,477.57      | 13,820                       | 40                       | 64                 | 1,087            | 6,170.03                                   | 12,272.40                     | 148                                | 3,746      | 10,105.25                      | 306.81                              | 647.71                               | 11,069.77                      |
| 1  | 65.44  |   |  |                            |                 |                              |                          |                    |                  |  |                               | 1                                  | 32         |                                |                                     |                                      |                                |
| 2  | 668.97   |   |  |                            |                 |                              |                          |                    |                  |  |                               |                                    |            |                                |                                     |                                      |                                |
| 3  | 716.42   |   |  |                            |                 |                              |                          |                    |                  |  |                               |                                    |            |                                |                                     |                                      |                                |
| 4  | 499.06   |   |  |                            |                 |                              |                          |                    |                  |  |                               |                                    |            |                                |                                     |                                      |                                |
| 5  | 952.22   |   |  |                            |                 |                              |                          |                    |                  |  |                               |                                    |            |                                |                                     |                                      |                                |
|    | 259.43   |   |  |                            |                 |                              |                          |                    |                  |  |                               | 8                                  | 83         |                                |                                     |                                      |                                |
|    | 3,156.54   |   |  |                            |                 |                              |                          |                    |                  |  |                               | 4                                  | 115        |                                |                                     |                                      |                                |

Table with 17 columns (1-16) and rows for 'South African Union Conference' and 'Miscellaneous Conferences and Missions'. Columns include: NAME OF CONFERENCE OR MISSION, Number of Churches, Membership, Baptized During Year, Ordained Ministers, Licensed Ministers, Licensed Missionaries, Book and Periodical Canvasers, Total Laborers, Total Tithe Receipts, Tithe Per Capita, Total Offerings to Foreign Missions, Total Contributions for Home Mission Work, Total Contributions for Local Church Work, Number of Sabbath Schools, Membership.

RECAPITULATION

Table with 17 columns and rows for 'North American Unions' including: 1 General Conference, 2 Atlantic Union, 3 Central Union, 4 Columbia Union, 5 Eastern Canadian Union, 6 Lake Union, 7 Northern Union, 8 North Pacific Union, 9 Pacific Union, 10 Southeastern Union, 11 Southern Union, 12 Southwestern Union, 13 Western Canadian Union. Totals: 2,254 churches, 95,845 members, 7,108 baptisms, 708 ordinations, 434 licenses, 762 missionaries, 833 canvassers, 2,881 laborers, 8,818,307.05 receipts, 34.64 per capita, 789,681.63 offerings, 525,856.66 home contributions, 410,048.88 local contributions, 2,987 schools, 96,851 members.

\* Under General Conference are included those engaged in general labor, and not accounted for elsewhere. Miscellaneous individual tithes and offerings are also listed under this head. In column 18 there is also shown the amount of book and periodical sales by the various publishing houses and not included in the report of sales by conferences.

Table with 17 columns and rows for 'European Division' including: 1 British Union Conference, 2 Central European Union Conference, 3 Czechoslovakian Union Conf., 4 East German Union Conference, 5 Latin Union Conference, 6 Rumanian Union Conference, 7 Scandinavian Union Conference, 8 West German Union Conf., 9 Levant Union Mission, 10 Polish Union Mission, 11 Other Conferences and Missions. Totals: 1,800 churches, 59,000 members, 4,500 baptisms, 225 ordinations, 150 licenses, 800 missionaries, 750 canvassers, 1,484 laborers, 1,216,638.29 receipts, 24.83 per capita, 300,000.00 offerings, 80,000.00 home contributions, 18,000.00 local contributions, 1,400 schools, 45,000 members.

Table with 17 columns and rows for 'Far Eastern Division' including: 1 Central China Union Mission, 2 Chosen Union Mission, 3 East China Union Mission, 4 Japan Union Mission, 5 Malaysian Union Mission, 6 Manchurian Union Mission, 7 North China Union Mission, 8 Philippine Union Mission, 9 South China Union Mission, 10 West China Union Mission. Totals: 161 churches, 8,899 members, 1,317 baptisms, 76 ordinations, 172 licenses, 258 missionaries, 164 canvassers, 964 laborers, 98,184.21 receipts, 5.70 per capita, 1,886.18 offerings, 7,015.14 home contributions, 1,012.78 local contributions, 348 schools, 9,282 members.

Table with 17 columns and rows for 'South American Division' including: 1 Austral Union Conference, 2 Brazil Union Conference, 3 North Brazil Union Mission, 4 Inca Union Mission. Totals: 129 churches, 8,408 members, 1,464 baptisms, 89 ordinations, 29 licenses, 87 missionaries, 188 canvassers, 325 laborers, 82,927.92 receipts, 9.87 per capita, 9,496.10 offerings, 5,906.74 home contributions, 4,245.82 local contributions, 828 schools, 7,920 members.

Table with 17 columns and rows for 'Miscellaneous' including: 1 Australasian Union Conference, 2 India Union Mission, 3 South African Union Conference, 4 Miscellaneous. Totals: 418 churches, 17,492 members, 2,878 baptisms, 188 ordinations, 158 licenses, 381 missionaries, 247 canvassers, 960 laborers, 888,272.31 receipts, 19.84 per capita, 92,278.92 offerings, 18,610.47 home contributions, 21,849.09 local contributions, 751 schools, 28,908 members.

Grand Totals, 1919: 4,256 churches, 173,239 members, 16,762 baptisms, 1,181 ordinations, 943 licenses, 1,778 missionaries, 1,182 canvassers, 6,694 laborers, 4,989,305.28 receipts, 27.98 per capita, 1,088,347.88 offerings, 637,388.61 home contributions, 455,254.02 local contributions, 5,804 schools, 182,459 members.

# Statistical Report for 1919

|    | 17   | 18  | 19  | 20                         | 21              | 22                           | 23                       | 24                 | 25               | 26   | 27                            | 28                                   | 29         | 30                               | 31                                  | 32                                   | 33                                 |
|----|--|---|---|----------------------------|-----------------|------------------------------|--------------------------|--------------------|------------------|--|-------------------------------|--------------------------------------|------------|----------------------------------|-------------------------------------|--------------------------------------|------------------------------------|
|    | Total Sabbath School Contributions (to Foreign Missions) | Retail Value of Book and Periodical Sales | Amount of Tithes Appro- priated to Fields Out- side of Conference | Number of Church Buildings | Estimated Value | Approximate Seating Capacity | Number of Church Schools | Number of Teachers | Total Enrollment | Estimated Value of Buildings and Equipment | Expense of Annual Maintenance | Number of Young Peo- ple's Societies | Membership | Contributions for For- eign Work | Contributions for Home Mission Work | Contributions for Local Society Work | Total Contributions for Y. P. Work |
| 1  | 1,711.62   | 6,484.95                                  |   | 9                          | 13,506.00       | 2,100                        | 3                        | 3                  | 83               |  | 730.50                        | 9                                    | 142        | 85.00                            | 1.83                                |                                      | 36.33                              |
| 2  | 1,890.13   | 20,555.55                                 |   | 4                          | 26,971.16       | 600                          |                          |                    |                  |  |                               | 5                                    | 102        | 66.33                            |                                     |                                      | 66.33                              |
| 3  | 1,016.15   | 7,563.63                                  |   |                            |                 |                              |                          |                    |                  |  |                               |                                      |            |                                  |                                     |                                      |                                    |
| 4  | 36.74  |   |   |                            |                 |                              |                          |                    |                  |  |                               |                                      |            |                                  |                                     |                                      |                                    |
| 5  | 9.74   |   |   | 1                          | 243.50          | 300                          |                          |                    |                  |  |                               |                                      |            |                                  |                                     |                                      |                                    |
| 6  | 24.27  | 135.06                                    |   | 1                          | 170.45          | 80                           |                          |                    |                  |  |                               | 1                                    | 51         | 41.15                            |                                     |                                      | 41.15                              |
| 7  | 175.64   | 194.80                                    |   | 2                          | 316.55          | 400                          |                          |                    |                  |  |                               | 24                                   | 544        |                                  |                                     |                                      |                                    |
| 8  | 60.92  | 48.70                                     |   | 3                          | 730.50          | 200                          |                          |                    |                  |  |                               | 1                                    | 40         |                                  |                                     |                                      |                                    |
| 9  | 67.88  |   |   | 1                          | 730.50          | 250                          |                          |                    |                  |  |                               |                                      |            |                                  |                                     |                                      |                                    |
| 10 | 117.73   |   |   | 1                          | 730.50          | 200                          |                          |                    |                  |  |                               | 1                                    | 70         |                                  |                                     |                                      |                                    |
| 11 | 66.74  |   |   | 1                          | 1,022.70        | 300                          |                          |                    |                  |  |                               |                                      |            |                                  |                                     |                                      |                                    |
| 12 | 59.54  |   |   | 1                          | 603.75          | 250                          |                          |                    |                  |  |                               | 1                                    | 25         |                                  |                                     |                                      |                                    |
|    | 5,289.00   | 35,017.69                                 |   | 24                         | 50,030.61       | 4,630                        | 3                        | 3                  | 83               |  | 730.50                        | 42                                   | 974        | 192.48                           | 1.83                                |                                      | 194.31                             |

|    |           |           |        |     |           |        |   |    |     |          |          |    |       |        |        |        |          |
|----|-----------|-----------|--------|-----|-----------|--------|---|----|-----|----------|----------|----|-------|--------|--------|--------|----------|
| 1  | 505.89    | 218.18    | 500.00 | 2   | 1,509.00  | 300    |   |    |     |          |          | 1  | 25    |        |        |        |          |
| 2  | 2,300.23  | 36,016.20 |        | 1   | 300.00    | 160    |   |    |     |          |          |    |       | 1.46   |        |        | 1.46     |
| 3  | 151.98    | 4,878.06  |        |     |           |        |   |    |     |          |          |    |       |        |        |        |          |
| 4  | 720.34    | 877.14    |        | 9   | 3,540.00  | 700    | 2 | 2  | 75  | 40.00    | 180.06   | 17 | 325   | 53.31  | 132.55 | 185.86 |          |
| 5  | 1,197.35  | 2,650.00  |        | 1   | 6,500.00  | 300    | 1 | 2  | 25  | 4,000.00 | 700.00   | 2  | 45    |        |        |        |          |
| 6  | 1,437.98  | 989.78    |        | 6   | 6,400.00  | 1,000  |   |    |     |          |          | 4  | 100   |        |        |        |          |
| 7  | 1,658.02  | 13,214.26 |        | 50  | 16,000.00 | 5,400  |   |    |     |          |          | 21 | 500   | 75.60  | 9.71   | 75     | 86.06    |
| 8  | 549.45    | 7,810.82  | 323.98 | 1   | 300.00    | 100    |   |    |     |          |          |    |       |        |        |        |          |
| 9  | 2,048.50  | 11,807.34 |        | 6   | 9,525.00  | 1,100  | 1 | 2  | 25  | 400.00   | 400.00   | 8  | 248   | 529.38 | 350.45 | 95.86  | 775.69   |
| 10 | 112.52    | 2,021.34  |        | 1   | 100.00    | 40     | 1 | 1  | 16  |          |          |    |       |        |        |        |          |
| 11 | 1,657.63  | 12,009.19 |        | 36  | 17,000.00 | 5,000  | 1 | 1  | 13  |          |          | 14 | 251   | 31.53  | 25.84  | 9.93   | 67.30    |
| 12 | 160.74    |           |        |     |           |        |   |    |     |          |          | 1  | 10    |        |        |        |          |
| 13 | 1,864.04  | 7,525.30  |        | 17  | 14,000.00 | 2,475  | 2 | 3  | 105 | 1,500.60 | 1,750.00 | 7  | 105   |        |        |        |          |
|    | 14,764.72 | 99,507.11 | 826.98 | 130 | 75,665.00 | 16,515 | 8 | 11 | 253 | 5,940.00 | 3,030.00 | 75 | 1,607 | 637.97 | 239.31 | 239.09 | 1,116.37 |

## RECAPITULATION

|    |              |              |            |       |              |         |     |     |        |            |            |       |        |           |           |          |           |
|----|--------------|--------------|------------|-------|--------------|---------|-----|-----|--------|------------|------------|-------|--------|-----------|-----------|----------|-----------|
| 1  | 1,005,814.56 |              |            |       |              |         |     |     |        |            |            |       |        |           |           |          |           |
| 2  | 66,554.70    | 245,022.17   | 77,230.95  | 79    | 255,774.60   | 13,484  | 48  | 48  | 574    | 12,615.00  | 17,629.41  | 190   | 1,822  | 7,995.04  | 1,304.89  | 485.61   | 10,285.54 |
| 3  | 66,989.87    | 169,112.49   | 73,463.27  | 152   | 275,205.00   | 24,001  | 64  | 64  | 1,004  | 29,520.86  | 29,299.00  | 127   | 2,335  | 11,866.13 | 1,509.34  |          | 12,815.47 |
| 4  | 90,351.83    | 357,741.08   | 125,787.15 | 123   | 360,330.00   | 19,120  | 49  | 56  | 949    | 19,882.38  | 23,073.68  | 121   | 2,490  | 19,685.75 | 2,902.85  |          | 22,538.60 |
| 5  | 12,215.23    | 49,362.51    | 8,533.51   | 26    | 64,000.00    | 4,320   | 9   | 9   | 197    | 1,450.00   | 4,465.00   | 20    | 365    | 179.42    | 141.60    | 10.00    | 331.02    |
| 6  | 116,778.86   | 239,824.81   | 125,597.90 | 224   | 447,314.00   | 45,521  | 133 | 136 | 2,242  | 64,284.00  | 62,905.07  | 222   | 3,053  | 12,577.83 | 1,850.06  | 363.00   | 14,795.94 |
| 7  | 70,846.51    | 170,964.74   | 66,243.92  | 153   | 301,200.00   | 24,245  | 63  | 67  | 813    | 29,755.00  | 27,465.00  | 106   | 2,120  | 5,225.03  | 973.52    | 157.50   | 6,366.10  |
| 8  | 88,347.34    | 162,349.54   | 87,660.96  | 124   | 256,010.00   | 19,331  | 74  | 118 | 2,239  | 96,250.00  | 53,755.40  | 88    | 1,492  | 3,132.11  | 1,415.10  | 564.11   | 5,111.32  |
| 9  | 107,413.03   | 181,842.70   | 137,610.93 | 152   | 389,441.70   | 26,138  | 92  | 152 | 2,801  | 93,403.82  | 69,169.97  | 168   | 3,716  | 10,436.33 | 1,247.10  | 1,882.49 | 13,665.92 |
| 10 | 31,984.23    | 278,639.63   | 18,067.15  | 71    | 113,725.00   | 9,278   | 57  | 65  | 1,729  | 7,965.00   | 17,305.00  | 73    | 1,174  | 4,615.02  | 634.13    | 244.21   | 5,493.36  |
| 11 | 21,495.56    | 301,127.29   | 8,343.60   | 63    | 128,800.00   | 11,575  | 46  | 48  | 1,054  | 6,995.00   | 17,275.50  | 42    | 731    | 2,655.40  | 91.51     | 75.99    | 2,822.90  |
| 12 | 32,774.79    | 296,096.66   | 22,289.80  | 81    | 118,765.00   | 16,731  | 63  | 33  | 1,437  | 15,995.00  | 27,925.02  | 66    | 1,826  | 124.13    | 981.37    | 33.52    | 1,139.02  |
| 13 | 27,936.60    | 98,347.33    | 28,520.47  | 31    | 42,300.00    | 3,195   | 17  | 19  | 333    | 6,175.00   | 9,797.00   | 44    | 349    | 929.21    | 381.96    | 154.59   | 1,465.75  |
|    | 723,188.70   | 3,517,345.31 | 779,579.72 | 1,284 | 2,753,425.30 | 211,499 | 715 | 905 | 15,968 | 385,795.00 | 359,605.05 | 1,156 | 22,128 | 78,311.50 | 13,933.42 | 3,976.62 | 96,720.94 |

|    |            |              |          |    |            |       |   |   |     |          |          |     |       |          |          |        |          |
|----|------------|--------------|----------|----|------------|-------|---|---|-----|----------|----------|-----|-------|----------|----------|--------|----------|
| 1  |            | 304,667.08   |          |    |            |       |   |   |     |          |          |     |       |          |          |        |          |
| 2  | 13,483.61  | 126,151.71   |          | 9  | 32,142.00  | 1,945 | 2 | 5 | 57  | 6,250.04 | 1,824.43 | 45  | 671   | 966.61   |          |        | 966.61   |
| 3  | 10,951.15  | 6,903.49     |          | 3  | 117,850.00 | 900   |   |   |     |          |          | 31  | 635   | 455.70   | 417.31   | 359.67 | 1,232.68 |
| 4  | 2,000.00   | 6,000.00     |          |    |            |       |   |   |     |          |          |     |       |          |          |        |          |
| 5  | 23,539.49  | 27,584.36    |          |    |            |       |   |   |     |          |          | 81  | 1,055 | 1,120.35 | 702.29   | 423.52 | 2,261.16 |
| 6  | 4,499.31   | 17,978.35    |          | 2  | 5,048.54   | 700   |   |   |     |          |          | 5   | 84    | 45.61    |          | 46.76  | 92.37    |
| 7  | 2,500.00   | 4,000.00     |          |    |            |       |   |   |     |          |          | 25  | 300   |          |          |        |          |
| 8  | 16,034.32  | 311,585.69   | 5,622.22 | 5  | 80,500.00  | 900   | 3 | 4 | 95  |          |          | 4   | 58    | 939.25   |          |        | 939.25   |
| 9  | 12,000.00  | 100,000.00   |          |    |            |       |   |   |     |          |          |     |       |          |          |        |          |
| 10 | 860.98     |              |          |    |            |       |   |   |     |          |          |     |       |          |          |        |          |
| 11 | 1,200.00   | 2,500.00     |          |    |            |       |   |   |     |          |          |     |       |          |          |        |          |
| 12 | 12,930.66  | 93,251.06    |          | 16 | 14,469.46  | 1,555 |   |   |     |          |          |     |       |          |          |        |          |
|    | 106,000.00 | 1,004,687.08 | 5,622.22 | 35 | 256,600.00 | 6,000 | 5 | 9 | 162 | 6,250.04 | 1,624.43 | 171 | 2,854 | 3,527.52 | 1,119.60 | 834.95 | 5,492.07 |

|    |           |            |  |    |           |       |    |    |       |        |       |    |     |      |  |       |       |
|----|-----------|------------|--|----|-----------|-------|----|----|-------|--------|-------|----|-----|------|--|-------|-------|
| 1  | 1,376.93  | 93,299.47  |  | 10 | 5,335.00  | 1,025 | 9  | 9  | 226   |        |       | 11 | 205 |      |  |       |       |
| 2  | 1,319.72  | 10,007.99  |  | 22 | 3,530.00  | 2,050 | 12 | 12 | 286   |        |       |    |     |      |  |       |       |
| 3  | 1,310.25  | 2,320.76   |  | 1  | 1,000.00  | 300   | 13 | 15 | 201   |        |       |    |     |      |  |       |       |
| 4  | 1,369.67  | 7,465.46   |  | 4  | 4,300.00  | 525   | 1  | 1  | 6     |        |       |    |     |      |  |       |       |
| 5  | 2,353.66  | 21,257.24  |  | 1  | 3,500.00  | 150   | 6  | 6  | 64    | 400.00 | 98.79 | 2  | 25  | 4.95 |  | 6.65  | 5.65  |
| 6  | 201.51    | 3,351.06   |  | 1  | 68.69     | 100   | 2  | 2  | 30    |        |       |    |     |      |  |       |       |
| 7  | 203.11    | 3,331.47   |  |    |           |       |    |    |       |        |       |    |     |      |  |       |       |
| 8  | 2,052.61  | 42,787.11  |  | 13 | 7,100.00  | 2,845 | 1  | 1  | 40    |        |       |    |     |      |  |       |       |
| 9  | 1,005.87  | 5,849.66   |  | 3  | 6,692.00  | 2,200 | 20 | 36 | 862   |        |       | 3  | 123 |      |  |       |       |
| 10 | 195.15    | 1,340.99   |  |    |           |       | 2  | 5  | 60    |        |       |    |     |      |  |       |       |
|    | 11,393.53 | 196,399.06 |  | 65 | 32,025.69 | 9,195 | 67 | 88 | 1,787 | 400.00 | 98.79 | 20 | 463 | 4.95 |  | 18.69 | 23.64 |

|   |            |              |            |       |              |         |     |       |        |            |            |       |        |           |           |          |            |
|---|------------|--------------|------------|-------|--------------|---------|-----|-------|--------|------------|------------|-------|--------|-----------|-----------|----------|------------|
| 1 | 3,184.79   | 84,311.33    | 509.47     | 9     | 6,620.00     | 1,215   | 8   | 9     | 191    |            |            | 34    | 478    | 533.61    |           | 135.00   | 663.71     |
| 2 | 3,844.37   | 33,864.28    | 1,700.00   | 20    | 25,839.28    | 1,965   | 14  | 14    | 177    |            |            | 21    | 325    | 313.36    |           | 313.36   |            |
| 3 | 1,624.30   | 35,412.73    |            | 4     | 3,625.00     | 510     | 3   | 3     | 71     |            |            | 8     | 193    | 140.33    |           | 14.33    |            |
| 4 | 1,098.32   | 15,107.34    |            | 1     | 1,274.09     | 150     |     |       |        |            |            | 2     | 36     | 4.48      |           |          | 4.48       |
|   | 14,752.28  | 175,202.49   | 2,209.47   | 34    | 37,358.37    | 8,840   | 25  | 26    | 439    |            |            | 65    | 1,029  | 992.33    |           | 135.00   | 1,127.36   |
| 1 |            | 24,221.81    |            |       |              |         |     |       |        |            |            |       |        |           |           |          |            |
| 2 | 31,163.23  | 161,255.44   | 30,385.54  | 109   | 171,477.57   | 13,620  | 40  | 54    | 1,037  | 6,170.03   | 12,272.40  | 148   | 3,746  | 10,105.25 | 306.31    | 647.71   | 11,059.77  |
| 3 | 3,156.54   |              |            |       |              |         | 18  | 70    | 756    |            |            | 4     | 115    |           |           |          |            |
| 4 | 5,239.00   | 35,017.69    |            | 24    | 50,030.61    | 4,630   | 3   | 3     | 83     |            |            | 42    | 974    | 192.48    | 1.83      |          | 194.31     |
| 5 | 14,764.72  | 99,507.11    | 323.98     | 130   | 75,665.00    | 16,515  | 6   | 11    | 253    | 5,940.00   | 3,030.00   | 75    | 1,607  | 637.97    | 239.31    | 239.09   | 1,116.37   |
|   | 54,323.49  | 320,602.05   | 31,714.52  | 263   | 297,173.13   | 24,816  | 69  | 128   | 2,179  | 12,110.03  | 15,032.90  | 269   | 6,442  | 10,935.70 | 547.95    | 885.80   | 12,870.45  |
|   | 723,188.70 | 3,517,345.31 | 779,579.72 | 1,284 | 2,753,425.30 | 211,499 | 715 | 905   | 15,968 | 385,795.00 | 359,605.05 | 1,156 | 22,128 | 78,311.50 | 13,933.42 | 3,976.62 | 96,720.94  |
|   | 180,469.30 | 1,693,280.68 | 39,646.21  | 397   | 616,557.24   | 38,650  | 156 | 281   | 4,557  | 18,760.07  | 22,766.69  | 525   | 10,793 | 15,461.05 | 1,687.55  | 1,375.44 | 19,004.04  |
|   | 903,656.00 | 5,215,626.49 | 619,125.93 | 1,681 | 3,369,982.54 | 265,349 | 891 | 1,166 | 20,626 | 404,555.07 | 332,371.74 | 1,681 | 32,921 | 94,272.55 | 16,600.97 | 6,361.46 | 115,724.93 |

|  |            |              |            |
|--|------------|--------------|------------|
|  | 725,395.09 | 3,416,500.00 | 631,460.31 |
|--|------------|--------------|------------|

Denominational Institutions — Table 2

Section 1—Publishing Houses

| 1   | 2                                | 3              | 4                | 5                           | 6         | 7         | 8                     | 9         |
|---|----------------------------------|----------------|------------------|-----------------------------|-----------|-----------|-----------------------|-----------|
| NAME  | ADDRESS                          | Book Sales     | Periodical Sales | Total Value Literature Sold | Buildings | Employees | Periodicals Published | Languages |
| <b>In North America</b>   |                                  |                |                  |                             |           |           |                       |           |
| Canadian Publishing Association   | Oshawa, Canada                   | \$ 250.00      | \$ 800.00        | \$ 1,050.00                 | 1         | 3         | —                     | 1         |
| Christian Record Publishing Company   | Collgss View, Nebr.              | —              | 15,181.93        | 15,181.88                   | 1         | 4         | 1                     | 1         |
| Pacific Press Publishing Association  | Mountain View, Cal.              | 370,029.96     | 339,438.79       | 1,209,518.75                | 16        | 180       | 81                    | 27        |
| Review and Herald Publishing Association  | Takoma Park, D. C.               | 356,004.03     | 253,806.79       | 1,109,810.82                | 4         | 186       | 10                    | 1         |
| Southern Publishing Association   | Nashville, Tenn.                 | 751,941.59     | 323,643.75       | 1,075,585.34                | 6         | 82        | 1                     | 1         |
| South Lancaster Printing Company  | South Lancaster, Mass.           | —              | 10,500.00        | 10,500.00                   | 1         | 12        | 1                     | 1         |
| College Printing Plants and Miscellaneous   | —                                | 48,821.19      | 52,427.78        | 95,748.97                   | 9         | 70        | 8                     | —         |
| Totals for North America, 15 *  |                                  | \$2,521,545.77 | \$995,799.04     | \$3,517,845.81              | 38        | 587       | 52                    | †         |
| * Including branches.   |                                  |                |                  |                             |           |           |                       |           |
| <b>Outside North America</b>  |                                  |                |                  |                             |           |           |                       |           |
| Avondale Press (a)  | Cooranbong, N. S. W., Australia  | \$ 5,000.00    | \$ 5,000.00      | \$ 10,000.00                | 1         | 7         | 2                     | 1         |
| Barcelona Publishing House  | Barcelona, Spain                 | 12,144.52      | 2,314.50         | 14,469.12                   | 1         | 9         | 1                     | 1         |
| Brazil Publishing House   | Sao Paulo, Brazil, South America | 55,800.23      | 15,402.88        | 73,203.11                   | 3         | 17        | 2                     | 1         |
| British Publishing House  | Watford, Herts, England          | 70,045.51      | 54,347.64        | 124,399.15                  | 1         | 80        | 3                     | 2         |
| Buenos Aires Publishing House   | Buenos Aires, South America      | 75,529.55      | 26,459.83        | 101,989.88                  | 1         | 16        | 3                     | 1         |
| Danish Branch Publishing House  | Copenhagen, Denmark              | 50,059.56      | 8,659.19         | 56,728.75                   | 1         | 3         | 2                     | 1         |
| Finland Publishing House  | Helsingfors, Finland             | 42,274.15      | 3,100.00         | 50,374.15                   | 1         | 8         | 2                     | 1         |
| Hamburg Publishing House *  | Hamburg, Germany                 | 450,000.00     | 150,000.00       | 800,000.00                  | 5         | 184       | 11                    | 10        |
| Icelandic Publishing House (a)  | Reykjavik, Iceland               | 500.00         | 2,000.00         | 2,500.00                    | 1         | 1         | 1                     | 1         |
| India Publishing House  | Lucknow, India                   | 2,947.97       | 1,308.97         | 4,256.94                    | 1         | 20        | 11                    | 11        |
| Japan Publishing House  | Tokyo, Japan                     | 2,055.86       | 7,577.90         | 9,648.76                    | 1         | 10        | 2                     | 1         |
| Jugo-Slavia Publishing House  | Novi Sad, Jugo-Slavia            | 2,292.76       | 4,381.87         | 7,174.18                    | 1         | 2         | 4                     | 4         |
| Korean Publishing House   | Seoul, Chosen                    | 1,195.61       | 5,162.78         | 7,378.34                    | 1         | 14        | 2                     | 1         |
| Latin Union Publishing House  | Gland, Switzerland               | 8,349.60       | 4,150.50         | 12,500.10                   | 1         | 6         | 3                     | 1         |
| Malaysian Publishing House  | Singapore, Straits Settlements   | 8,620.00       | 3,030.07         | 11,650.07                   | 1         | 15        | 1                     | 2         |
| Mexican Publishing House  | Tacubaya, D. F., Mexico          | 4,194.10       | 3,615.72         | 7,810.82                    | 1         | 2         | 1                     | 1         |
| Philippine Publishing House   | Manila, Philippine Islands       | 36,469.25      | 3,944.07         | 40,413.82                   | 1         | 30        | 3                     | 6         |
| Scandinavian Publishing House   | Christiania, Norway              | 99,480.43      | 14,810.29        | 115,790.72                  | 1         | 19        | 3                     | 1         |
| Sentinel Publishing House   | Ksmilworth, South Africa         | 42,285.67      | 4,043.07         | 46,328.74                   | 2         | 7         | 4                     | 10        |
| Signs Publishing Company  | Warburton, Australia             | 165,887.34     | 13,627.57        | 184,415.51                  | 1         | 63        | 2                     | 1         |
| Signs of the Times Publishing Co.   | Shanghai, China                  | 61,650.00      | 57,753.57        | 129,303.57                  | 2         | 61        | 3                     | 4         |
| Stockholm Publishing House  | Stockholm, Sweden                | 61,227.00      | 8,730.00         | 69,957.00                   | 1         | 4         | 2                     | 1         |
| Miscellaneous (a)   | —                                | 5,000.00       | 11,000.00        | 15,000.00                   | 2         | 16        | 18                    | 8         |
| Totals outside North America, 28 *  |                                  | \$1,263,919.71 | \$434,350.97     | \$1,698,280.68              | 33        | 488       | 96                    | (†)       |
| Grand Totals for 1919, 48   |                                  | \$3,785,465.48 | \$1,480,160.01   | \$5,215,626.40              | 71        | 1,020     | 138                   | (†)       |
| (a) Estimated. * Including branches. † See elsewhere for footnote giving complete list of languages in which denominational literature is issued. |                                  |                |                  |                             |           |           |                       |           |

Section 2—Sanitariums

| 1   | 2                                     | 3         | 4     | 5         | 6                | 7            | 8           | 9      | 10    | 11              |
|---|---------------------------------------|-----------|-------|-----------|------------------|--------------|-------------|--------|-------|-----------------|
| NAME  | ADDRESS                               | Buildings | Acres | Capac-ity | Patients Treated | Charity Work | Physi-cians | Nurses | Other | Total Employees |
| <b>In North America</b>   |                                       |           |       |           |                  |              |             |        |       |                 |
| Alberta Sanitarium *  | Calgary, Alberta                      | 1         | —     | 10        | 50               | \$ 200.00    | 2           | 9      | 5     | 15              |
| Boulder-Celerado Sanitarium   | Boulder, Colorado                     | 23        | 94    | 175       | 2,023            | 3,900.00     | 4           | 74     | 66    | 144             |
| Florida Sanitarium  | Oriando, Florida                      | 14        | 52    | 125       | 450              | 3,000.00     | 2           | 25     | 40    | 67              |
| Glendais Sanitarium   | Glendale, California                  | 16        | 5     | 65        | 1,334            | 2,500.00     | 5           | 48     | 69    | 122             |
| Iowa Sanitarium   | Nevada, Iowa                          | 1         | 5     | 40        | 550              | 464.80       | 2           | 24     | 12    | 38              |
| Kansas Sanitarium   | Wichita, Kansas                       | 7         | 24    | 40        | 609              | 1,480.00     | 1           | 24     | 10    | 35              |
| Lama Linda Sanitarium   | Loma Linda, California                | 7         | 900   | 144       | 1,100            | 1,600.00     | 5           | 72     | 81    | 156             |
| Madison Sanitarium  | South Madiaon, Wisconsin              | 7         | 5     | 50        | 827              | 5,122.24     | 2           | 24     | 20    | 46              |
| Nebraska Sanitarium   | College View, Nebraska                | 2         | 3     | 70        | 575              | 1,598.55     | 3           | 27     | 82    | 102             |
| Nebraska Sanitarium *   | Hastings, Nebraska                    | 8         | 2     | 30        | 400              | 2,000.00     | 2           | 30     | 25    | 57              |
| New England Sanitarium  | Melrose, Massachusetts                | 19        | 40    | 125       | 1,000            | —            | 4           | 59     | 70    | 133             |
| Paradise Valley Sanitarium  | National City, California             | 20        | 40    | 65        | 480              | —            | 3           | 33     | 55    | 91              |
| Portland Sanitarium   | Portland, Oregon                      | 4         | 3     | 76        | 1,468            | —            | 1           | 39     | 20    | 60              |
| St. Helena Sanitarium   | St. Helena, California                | 86        | 462   | 120       | 1,514            | 8,884.11     | 5           | 75     | 125   | 205             |
| Tri-City Sanitarium   | Moline, Illinois                      | 2         | —     | 35        | 214              | —            | 1           | 10     | 5     | 16              |
| Wabash Valley Sanitarium  | LaFayette, Indiana                    | 11        | 25    | 48        | 700              | 1,000.00     | 2           | 40     | 29    | 71              |
| Walla Walla Sanitarium  | College Place, Washington             | 2         | 5     | 40        | 700              | 1,858.13     | 2           | 7      | 9     | 19              |
| Washington Sanitarium   | Takoma Park, D. C.                    | 30        | 387   | 120       | 1,012            | 11,393.03    | 4           | 30     | 90    | 164             |
| Washington San. Misc. Hospital.                                     | Washington, D. C.                     | 1         | —     | 14        | 2,500            | 500.00       | 1           | 5      | —     | 0               |
| Totals for North America (19)                                       |                                       | 211       | 1,452 | 1,392     | 17,597           | \$39,050.86  | (a)108      | 704    | 758   | 1,565           |
| <b>Outside North America</b>  |                                       |           |       |           |                  |              |             |        |       |                 |
| (a) Including 57 engaged in lines of work other than institutional. |                                       |           |       |           |                  |              |             |        |       |                 |
| Adelaide Sanitarium *   | Adelaide, South Australia             | 2         | 2     | 11        | 60               | 100.00       | —           | 3      | 5     | 8               |
| Berlin Sanitarium   | Zehlendorf, West, Germany             | 1         | 4     | 45        | —                | —            | 1           | 11     | 12    | 24              |
| Cape Sanitarium   | Kenilworth, Cape, South Africa        | 5         | 4     | 50        | 437              | 428.25       | 1           | 14     | 5     | 21              |
| Christchurch Sanitarium   | Christchurch, New Zealand             | 4         | 5     | 14        | 129              | 974.00       | —           | 3      | 6     | 9               |
| Friedensau Sanitarium   | Friedensau, Germany                   | 8         | 8     | 56        | 493              | 3,000.00     | 2           | 10     | 10    | 22              |
| Kimberley Baths   | Kimberley, South Africa               | 1         | —     | —         | —                | —            | —           | 2      | 2     | 4               |
| Lake Geneva Sanitarium  | Gland, Switzerland                    | 3         | 93    | 75        | 300              | 500.00       | 2           | 15     | 86    | 53              |
| River Plate Sanitarium  | Puiggari, Argentina, South America    | 2         | 15    | 87        | 790              | 4,640.00     | 2           | 25     | 17    | 44              |
| Shanghai Sanitarium   | Shanghai, China                       | 4         | 1     | 26        | 2,000            | 15,000.00    | 5           | 20     | 38    | 69              |
| Skodsborg Sanitarium  | Skodsborg, Denmark                    | 13        | 6     | 235       | 1,770            | 10,141.62    | 4           | 95     | 151   | 250             |
| Stanborough Park Sanitarium   | Watford, Herts, England               | 3         | 60    | 40        | 253              | —            | 1           | 15     | 23    | 39              |
| Sydney Sanitarium   | Wahroonga, New South Wales, Australia | 8         | 75    | 31        | 700              | 521.09       | 2           | 23     | 20    | 45              |
| Warburton Sanitarium  | Warburton, Victoria, Australia        | 3         | 13    | 30        | 200              | —            | 1           | 4      | 9     | 14              |
| Totals outside North America, (13)                                  |                                       | 57        | 289   | 799       | 7,153            | \$5,902.96   | (b)88       | 286    | 345   | 619             |
| Grand Totals, 1919, (32)  |                                       | 266       | 1,741 | 2,162     | 24,849           | \$74,953.82  | 146         | 940    | 1,098 | 2,184           |
| (b) Including 17 engaged in lines of work other than institutional. |                                       |           |       |           |                  |              |             |        |       |                 |

Section 3—Treatment Rooms

| 1                              | 2                               | 3              | 4                | 5            | 6          | 7      | 8     | 9               |
|--------------------------------|---------------------------------|----------------|------------------|--------------|------------|--------|-------|-----------------|
| NAME                           | ADDRESS                         | Daily Capacity | Patients Treated | Charity Work | Physicians | Nurses | Other | Total Employees |
| Argentine Treatment Rooms *    | Corrientes, Argentina           | 20             | 100              | \$ 500.00    | —          | 2      | —     | 2               |
| Bombay Hydro-Electric Inst.    | Chaupati, Bombay, India         | 10             | 56               | —            | —          | 2      | —     | 3               |
| Calcutta Hydro-Electric Inst.  | Calcutta, India                 | 20             | 805              | 250.00       | —          | 3      | 6     | 9               |
| Christiania Health Home        | Akersgaten, Christiania, Norway | 20             | 900              | 1,734.00     | —          | 20     | 15    | 95              |
| Hilo Treatment Rooms           | Hilo, Hawaii                    | 3              | 150              | 250.00       | —          | 2      | —     | 2               |
| Honolulu Treatment Rooms       | Honolulu, Hawaii                | 12             | 150              | 100.00       | —          | 2      | —     | 2               |
| Musoorie Treatment Rooms       | Musoorie, India                 | 30             | 200              | 100.00       | —          | 4      | —     | 7               |
| Simla Hydro-Electric Institute | Simla, India                    | 40             | 222              | —            | 1          | 2      | 3     | 7               |
| Soonan Dispensary              | Soonan, Chosen                  | 100            | 8,026            | 750.00       | 3          | 8      | 3     | 10              |
| Totals, (9)                    |                                 | 260            | 10,109           | \$3,534.00   | 4          | 40     | 35    | 79              |

\* Estimated because of failure to receive returns.

Section 4—Educational Institutions (a)

| NAME   | ADDRESS                        | Buildings | Acres (b) | Student Capacity (c) | Enrolment  |             |              | Teachers | Grades (d) | Library Volumes | Laboratory Facilities (f) | Manual Training Facilities (f) | Graduates       |                 |                            |  | Total Graduates (g) | From 12th Grade | From 15th Grade | Students Entering Work (h) |  |
|--|--------------------------------|-----------|-----------|----------------------|------------|-------------|--------------|----------|------------|-----------------|---------------------------|--------------------------------|-----------------|-----------------|----------------------------|--|---------------------|-----------------|-----------------|----------------------------|--|
|  |                                |           |           |                      | Grades 1-8 | Grades 9-12 | Grades 13-16 |          |            |                 |                           |                                | From 12th Grade | From 15th Grade | Students Entering Work (h) |  |                     |                 |                 |                            |  |
| In North America                                   |                                |           |           |                      |            |             |              |          |            |                 |                           |                                |                 |                 |                            |  |                     |                 |                 |                            |  |
| Adelphian Academy                                  | Holly, Mich.                   | 4         | 77        | 200                  | 84         | 123         |              | 12       | 1-12       | 1,600           | Yes                       | Yes                            | 9               | 9               |                            |  |                     | 7               |                 |                            |  |
| Arizona Intermediate School                        | Phoenix, Ariz.                 | 2         |           | 100                  | 76         | 24          |              | 3        | 1-11       | 828             | No                        | No                             |                 |                 |                            |  |                     |                 |                 |                            |  |
| Battleford Academy                                 | Battleford, Saskatchewan       | 16        | 765       | 200                  | 106        | 57          |              | 9        | 7-12       | 1,220           | Yes                       | Yes                            | 12              | 12              |                            |  |                     | 14              |                 |                            |  |
| Berea Intermediate Academy                         | Jefferson, Texas               | 2         | 8         | 115                  | 62         | 10          |              | 3        | 1-10       | 500             | No                        | No                             |                 |                 |                            |  |                     | 2               |                 |                            |  |
| Bethel Academy                                     | Bethel, Wis.                   | 8         | 170       | 200                  | 11         | 142         |              | 11       | 7-12       | 1,891           | Yes                       | Yes                            | 19              | 19              |                            |  |                     | 13              |                 |                            |  |
| Broadview Theological Sem.                         | La Grange, Ill.                | 10        | 158       | 200                  | 19         | 117         | 26           | 15       | 6-16       | 4,581           | Yes                       | Yes                            | 13              | 11              |                            |  | 2                   | 36              |                 |                            |  |
| Canadian Junior College                            | Lacombe, Alberta               | 11        | 198       | 300                  | 124        | 98          | 5            | 17       | 1-14       | 2,000           | Yes                       | Yes                            | 12              | 11              |                            |  |                     | 24              |                 |                            |  |
| Campion Academy                                    | Loveland, Colorado             | 5         | 15        | 250                  | 45         | 70          |              | 11       | 1-12       | 1,000           | Yes                       | Yes                            | 11              | 11              |                            |  |                     | 8               |                 |                            |  |
| Cedar Lake Academy                                 | Cedar Lake, Mich.              | 7         | 139       | 150                  |            | 101         |              | 9        | 9-12       | 1,500           | Yes                       | No                             | 11              | 11              |                            |  |                     | 6               |                 |                            |  |
| Clinton Theological Sem.                           | Clinton, Mo.                   | 6         | 120       | 275                  | 48         |             |              | 17       | 9-15       | 5,000           | Yes                       | Yes                            | 25              | 12              |                            |  | 5                   | 24              |                 |                            |  |
| Clinton Missionary Coll.                           | Berrien Springs, Mich.         | 45        | 434       | 400                  | 64         | 234         | 194          | 38       | 1-16       | 3,000           | Yes                       | Yes                            | 61              | 16              |                            |  | 24                  | 14              |                 |                            |  |
| Enterprise Academy                                 | Enterprise, Kans.              | 6         | 73        | 200                  | 30         | 104         | 10           | 10       | 1-12       | 2,000           | Yes                       | Yes                            | 7               | 7               |                            |  |                     | 7               |                 |                            |  |
| Enterprise Academy                                 | Tunesassa, N. Y.               | 4         | 200       | 50                   | 15         | 25          |              | 4        | 6-10       | 500             | Yes                       | Yes                            | 7               |                 |                            |  |                     | 7               |                 |                            |  |
| Forside Correspondence Sch.                        | Takoma Park, D. C.             | 1         |           | 126                  | 84         | 307         | 12           | 7-16     |            |                 | Yes                       | Yes                            | 160             |                 |                            |  |                     |                 |                 |                            |  |
| Fox River Academy                                  | Sheridan, Ill.                 | 5         | 42        | 100                  | 6          | 59          |              | 9        | 8-12       | 1,540           | Yes                       | Yes                            | 8               | 8               |                            |  |                     | 8               |                 |                            |  |
| Gen State Academy                                  | Caldwell, Idaho                | 5         | 17        | 250                  | 110        | 90          |              | 12       | 1-12       | 732             | Yes                       | Yes                            | 6               | 5               |                            |  |                     | 8               |                 |                            |  |
| Graysville Academy                                 | Graysville, Tenn.              | 2         | 10        | 150                  | 100        | 25          |              | 7        | 1-10       | 700             | Yes                       | Yes                            | 10              |                 |                            |  |                     | 10              |                 |                            |  |
| Hutchinson Theological Sem.                        | Hutchinson, Minn.              | 4         | 160       | 250                  | 38         | 95          | 68           | 18       | 7-16       | 5,000           | Yes                       | Yes                            | 26              | 14              |                            |  | 6                   | 60              |                 |                            |  |
| Indiana Academy                                    | Cicero, Indiana                | 2         | 95        | 125                  | 5          | 37          |              | 7        | 8-12       | 1,200           | Yes                       | No                             |                 |                 |                            |  |                     |                 |                 |                            |  |
| Inter-Mountain Academy                             | Grand Valley, Colo.            | 7         | 460       | 75                   | 35         | 38          |              | 7        | 1-11       | 250             | No                        | Yes                            |                 |                 |                            |  |                     |                 |                 |                            |  |
| Ketchum Intermediate Sch.                          | Ketchum, Okla.                 | 1         | 8         | 75                   | 40         | 18          |              | 3        | 7-10       | 500             | Yes                       | No                             | 5               |                 |                            |  |                     |                 |                 |                            |  |
| Launcester Junior College                          | South Lancaster, Mass.         | 7         | 182       | 300                  | 69         | 143         | 56           | 26       | 1-14       | 2,400           | Yes                       | Yes                            | 31              | 15              |                            |  |                     | 17              |                 |                            |  |
| Laurerwood Academy                                 | Gaston, Oregon                 | 3         | 58        | 250                  | 90         | 100         | 20           | 10       | 1-14       | 1,850           | Yes                       | Yes                            | 10              | 9               |                            |  |                     | 10              |                 |                            |  |
| Lodi Academy                                       | Lodi, Cal.                     | 7         | 40        | 250                  | 100        | 150         |              | 13       | 1-12       | 1,660           | Yes                       | Yes                            | 17              | 12              |                            |  |                     | 4               |                 |                            |  |
| Loma Linda College                                 | Loma Linda, Cal.               | 40        | 300       | 300                  | 89         | 101         | 47           | 55       | 8-16       | 1,700           | Yes                       | Yes                            | 52              | 5               |                            |  | 20                  | 36              |                 |                            |  |
| Maplewood Academy                                  | Maple Plain, Minn.             | 6         | 94        | 150                  | 10         | 140         |              | 9        | 8-12       | 1,725           | Yes                       | Yes                            | 18              | 18              |                            |  |                     |                 |                 |                            |  |
| Maritime Academy                                   | Memramcook, N. Brunswick       | 8         | 200       | 75                   |            | 70          |              | 7        | 5-12       |                 | Yes                       | No                             | 2               | 2               |                            |  |                     | 2               |                 |                            |  |
| Mt. Ellis Academy                                  | Bozeman, Mont.                 | 4         | 228       | 150                  | 68         | 57          |              | 6        | 1-12       | 700             | Yes                       | Yes                            | 17              | 9               |                            |  |                     | 4               |                 |                            |  |
| Mt. Vernon Academy                                 | Mt. Vernon, Ohio               | 7         | 25        | 200                  | 20         | 171         |              | 17       | 8-12       | 2,000           | Yes                       | Yes                            | 24              | 23              |                            |  |                     | 50              |                 |                            |  |
| Oak Park Academy                                   | Newada, Iowa                   | 2         | 115       | 150                  |            | 107         |              | 8        | 8-12       | 1,500           | Yes                       | Yes                            | 8               | 8               |                            |  |                     |                 |                 |                            |  |
| Oakwood Junior College                             | Huntsville, Ala.               | 24        | 972       | 136                  | 100        | 64          |              | 14       | 1-14       | 1,800           | Yes                       | Yes                            | 14              | 1               |                            |  |                     | 43              |                 |                            |  |
| Oshawa Missionary College                          | Oshawa, Ontario                | 9         | 285       | 250                  | 49         | 79          | 21           | 20       | 1-14       | 2,000           | Yes                       | Yes                            | 17              |                 |                            |  |                     | 13              |                 |                            |  |
| Pacific Union College                              | St. Helena, Calif.             | 48        | 1,780     | 275                  | 45         | 215         | 150          | 30       | 1-16       | 6,000           | Yes                       | Yes                            | 75              | 30              |                            |  | 15                  | 60              |                 |                            |  |
| Plainview Academy                                  | Redfield, S. Dak.              | 2         | 280       | 140                  | 20         | 110         |              | 8        | 1-12       | 1,400           | Yes                       | No                             | 13              | 13              |                            |  |                     | 15              |                 |                            |  |
| San Fernando Academy                               | San Fernando, Cal.             | 6         | 280       | 125                  | 62         | 180         |              | 12       | 1-12       | 1,648           | Yes                       | Yes                            | 13              | 13              |                            |  |                     |                 |                 |                            |  |
| San Francisco Academy                              | Shelton, Neb.                  | 8         | 225       | 200                  |            | 70          |              | 12       | 7-12       | 600             | Yes                       | Yes                            |                 |                 |                            |  |                     | 5               |                 |                            |  |
| Shenandoah Valley Academy                          | New Market, Va.                | 4         | 42        | 100                  | 26         | 59          |              | 9        | 8-12       | 1,000           | Yes                       | Yes                            | 8               | 9               |                            |  |                     |                 |                 |                            |  |
| Sherman River Academy                              | Harvey, N. Dak.                | 7         | 348       | 150                  | 25         | 73          |              | 13       | 7-12       | 1,433           | Yes                       | No                             | 5               | 5               |                            |  |                     | 20              |                 |                            |  |
| Southern Junior College                            | Ooltewah, Tenn.                | 24        | 600       | 250                  | 56         | 182         | 10           | 21       | 1-14       | 4,025           | Yes                       | Yes                            | 16              | 14              |                            |  |                     | 54              |                 |                            |  |
| Southwestern Junior College                        | Keene, Texas                   | 12        | 95        | 300                  | 120        | 270         | 44           | 21       | 1-14       | 3,007           | Yes                       | Yes                            | 27              | 13              |                            |  | 14                  | 90              |                 |                            |  |
| Sutherland Academy                                 | Sutherland, Oregon             | 4         | 3         | 225                  | 55         | 75          | 10           | 1        | 1-12       | 850             | Yes                       | No                             | 8               | 3               |                            |  |                     | 1               |                 |                            |  |
| Union College                                      | College View, Nebr.            | 4         | 120       | 600                  | 160        | 208         | 280          | 28       | 9-16       | 7,200           | Yes                       | Yes                            | 60              | 22              |                            |  | 17                  | 120             |                 |                            |  |
| Waldery Academy                                    | Hines, Wis.                    | 9         | 392       | 125                  |            | 83          |              | 8        | 7-12       | 1,200           | Yes                       | Yes                            | 9               | 9               |                            |  |                     | 6               |                 |                            |  |
| Walla Walla College                                | College Place, Wash.           | 10        |           | 500                  | 156        | 247         | 145          | 28       | 1-16       | 3,500           | Yes                       | Yes                            | 79              | 37              |                            |  | 14                  | 26              |                 |                            |  |
| Washington Missionary Coll.                        | Takoma Park, D. C.             | 6         | 12        | 400                  | 44         | 123         | 181          | 25       | 1-16       | 5,860           | Yes                       | Yes                            | 39              | 10              |                            |  | 24                  | 171             |                 |                            |  |
| Winyah Lake School                                 | Orlando, Fla.                  | 5         | 4         | 100                  | 56         | 85          |              | 5        | 1-10       | 450             | No                        | Na                             | 11              |                 |                            |  |                     | 4               |                 |                            |  |
| Totals (45)  |                                | 416       | 9,629     | 9,366                | 2,602      | 5,493       | 1,574        | 639      |            | 95,550          |                           |                                | 997             | 426             |                            |  | 143                 | 1035            |                 |                            |  |
| Total enrolment                                    |                                |           |           |                      | 9,663      |             |              |          |            |                 |                           |                                |                 |                 |                            |  |                     |                 |                 |                            |  |
| * Estimated because of failure to receive returns. |                                |           |           |                      |            |             |              |          |            |                 |                           |                                |                 |                 |                            |  |                     |                 |                 |                            |  |
| Outsides North America                             |                                |           |           |                      |            |             |              |          |            |                 |                           |                                |                 |                 |                            |  |                     |                 |                 |                            |  |
| Anfield School                                     | Mussoorie, India               | 2         | 21        | 60                   | 17         |             |              | 4        | 1-10       | 100             | No                        | Yes                            |                 |                 |                            |  |                     |                 |                 |                            |  |
| Australasian Miss. College                         | Cooranabong, N. S. W., Austr.  | 24        | 930       | 250                  | 138        | 108         | 4            | 13       | 7-14       | 2,148           | Yes                       | Yes                            | 21              | 17              |                            |  |                     | 19              |                 |                            |  |
| Bengali Boys' School                               | Morabadi, Ranchi, India        | 1         | 1         | 30                   | 19         | 11          |              | 4        | 1-10       |                 | No                        | Yes                            | 2               |                 |                            |  |                     | 3               |                 |                            |  |
| Bengali Girls' School                              | Bentally, Calcutta, India      | 1         |           | 40                   | 40         |             |              | 3        | 1-6        |                 |                           |                                |                 |                 |                            |  |                     |                 |                 |                            |  |
| Bethel Girls' School                               | Tungshan, Canton, China        | 2         | 1         | 50                   | 21         |             |              | 4        | 1-8        |                 |                           |                                |                 |                 |                            |  |                     |                 |                 |                            |  |
| Bethel Grammar School                              | Honolulu, Hawaii               | 1         |           | 50                   | 40         |             |              | 2        | 1-8        | 40              |                           |                                |                 |                 |                            |  |                     |                 |                 |                            |  |
| Brazilian Seminary                                 | Sao Paulo, Brazil, So. Amer.   | 8         | 360       | 100                  | 80         | 14          |              | 7        | 1-12       | 876             | No                        | Yes                            |                 |                 |                            |  |                     | 22              |                 |                            |  |
| Cantonese Inter. School                            | Tungshan, Canton, China        | 1         |           | 25                   | 25         |             |              | 2        | 1-8        |                 | No                        | No                             |                 |                 |                            |  |                     |                 |                 |                            |  |
| Central Polynesian Tr. School                      | Buresala, Levuka, Fiji         | 12        | 275       | 100                  | 42         |             |              | 3        | 1-8        |                 | No                        | Yes                            | 2               |                 |                            |  |                     | 2               |                 |                            |  |
| Chien Union Tr. School                             | Sooan, Chosen                  | 11        | 40        | 160                  | 62         | 82          |              | 8        | 1-12       | 300             | Yes                       | Yes                            | 11              | 11              |                            |  |                     | 6               |                 |                            |  |
| Christburg Range School                            | Carmel, West Australia         | 7         | 97        | 80                   | 16         | 20          |              | 7        | 7-12       | 490             | No                        | Yes                            | 1               |                 |                            |  |                     | 3               |                 |                            |  |
| Frederick Industrial School                        | Bez. Magdeburg Germany         | 2         | 45        | 250                  |            | 55          |              | 2        | 9-12       | 1,000           | Yes                       | Yes                            |                 |                 |                            |  |                     |                 |                 |                            |  |
| Fujian Inter. School                               | Kulangsu, Amoy, China          | 1         |           | 80                   | 27         |             |              | 2        | 1-8        |                 | No                        | No                             |                 |                 |                            |  |                     |                 |                 |                            |  |
| Hankow Intermediate School                         | Hankow, Hupeh, China           | 3         |           | 75                   | 65         |             |              | 9        | 1-8        |                 | No                        | Na                             |                 |                 |                            |  |                     |                 |                 |                            |  |
| Hong Kong Intermediate School                      | Yencheng, Honan, China         | 5         | 1         | 125                  | 113        |             |              | 6        | 1-8        | 700             | Yes                       | No                             | 5               |                 |                            |  |                     |                 |                 |                            |  |
| Japan Miss. Training School                        | Tokyo, Japan                   | 3         | 2         | 100                  | 10         | 48          |              | 3        | 1-12       | 100             | No                        | No                             |                 |                 |                            |  |                     | 15              |                 |                            |  |
| Karen Mission School                               | Kamaung, Moulmein, Burma       | 1         |           | 40                   | 38         |             |              | 2        | 1-8        |                 | No                        | No                             |                 |                 |                            |  |                     |                 |                 |                            |  |
| Latin Union School                                 | Nimes, France                  | 1         |           | 35                   |            | 13          |              | 3        | 9-12       |                 | No                        | No                             |                 |                 |                            |  |                     | 6               |                 |                            |  |
| Malayalam Missionary School                        | South Travancore, India        | 1         | 1         | 150                  | 142        |             |              | 6        | 1-8        |                 | No                        | No                             |                 |                 |                            |  |                     |                 |                 |                            |  |
| Marathi Training School                            | Kalyan, India                  | 1         |           | 40                   | 35         |             |              | 5        | 1-8        |                 | No                        | No                             |                 |                 |                            |  |                     |                 |                 |                            |  |
| Meiktila Technical School                          | Meiktila, Burma                | 6         | 25        | 200                  | 176        |             |              | 13       | 1-8        | 800             | No                        | Yes                            | 6               |                 |                            |  |                     | 4               |                 |                            |  |
| North India Boys' School                           | Hapur, India                   | 1         | 1         | 40                   | 38         |             |              | 5        | 1-8        |                 | Na                        | No                             |                 |                 |                            |  |                     |                 |                 |                            |  |
| North India Girls' School                          | Lucknow, India                 | 1         | 1         | 25                   | 21         |             |              | 4        | 1-8        |                 | No                        | No                             |                 |                 |                            |  |                     |                 |                 |                            |  |
| Open View Mission School                           | Dwarikhul, Garhwal, India      | 8         | 7         | 100                  | 68         | 12          |              | 7        | 1-10       | 25              | No                        | No                             |                 |                 |                            |  |                     |                 |                 |                            |  |
| Oroua Missionary School                            | Longburn, New Zealand          | 4         | 45        | 56                   | 7          | 41          |              | 6        | 7-12       | 472             | No                        | Yes                            | 2               | 1               |                            |  |                     | 6               |                 |                            |  |
| Philippine Academy                                 | Pnsay, Rizal, Philippine Is.   | 4         | 5         | 200                  | 127        | 41          |              | 7        | 1-12       | 475             | No                        | Yes                            | 4               | 4               |                            |  |                     | 40              |                 |                            |  |
| Pub Training School                                | Pup, Chile, South America      | 4         | 199       | 60                   | 51         | 5           |              | 6        | 1-11       | 26              | No                        | No                             |                 |                 |                            |  |                     | 2               |                 |                            |  |
| River Plate Academy                                | Puiggari, Argentina, So. A.    | 7         | 160       | 200                  | 120        | 45          |              | 10       | 1-12       | 400             | No                        | No                             | 9               | 3               |                            |  |                     | 2               |                 |                            |  |
| Santah Bnvs' School                                | Karmatar, E. I. R., India      | 3         | 4         | 40                   | 27         |             |              | 2        | 1-8        | 10              | No                        | No                             | 4               |                 |                            |  |                     | 1               |                 |                            |  |
| Santah Girls' School                               | Karmatar, E. I. R., India      | 1         | 4         | 35                   | 15         |             |              | 2        | 1-8        | 8               | No                        | No                             |                 |                 |                            |  |                     |                 |                 |                            |  |
| Scandinavian Un. Miss. Sch.                        | Nserum, Denmark                | 2         | 5         | 50                   |            | 50          |              | 6        | 9-12       | 231             | Yes                       | Yes                            | 17              | 9               |                            |  |                     | 33              |                 |                            |  |
| Shanghai Missionary College                        | Shanghai, China                | 4         | 2         | 150                  | 56         | 49          |              | 12       | 1-12       | 500             | Yes                       | Yes                            | 5               |                 |                            |  |                     | 40              |                 |                            |  |
| Singapore Training School                          | Singapore, Straits Settlements | 1         | 1         | 75                   | 17         | 42          |              | 6        | 1-9        | 1,000           |                           |                                |                 |                 |                            |  |                     |                 |                 |                            |  |



United States and Other Countries Compared With Respect to Communicants, Funds, and Laborers.—Summary 3

| 1              | 2   | 3                    | 4  | 5                    | 6                                   | 7                    | 8  | 9                    | 10                      | 11                     | 12         | 13                           | 14                   | 15                              | 16                   | 17                |
|----------------|---|----------------------|--|----------------------|-------------------------------------|----------------------|--|----------------------|-------------------------|------------------------|------------|------------------------------|----------------------|---------------------------------|----------------------|-------------------|
| Year           | Communi-<br>cants in the<br>United States | Per Cent of<br>Whole | Communi-<br>cants Outside<br>United States | Per Cent of<br>Whole | Funds Raised<br>in United<br>States | Per Cent of<br>Whole | Funds Raised<br>Outside<br>United States | Per Cent of<br>Whole | Total Com-<br>municants | Total Funds            | Per Capita | Laborers in<br>United States | Per Cent of<br>Whole | Laborers Out-<br>side U. States | Per Cent of<br>Whole | Total<br>Laborers |
| 1863           | 3,500                                     | 100.00               | .....                                      | .....                | \$8,000.00                          | 100.00               | .....                                    | .....                | 3,500                   | \$8,000.00             | \$2.29     | 30                           | 100.00               | .....                           | .....                | 30                |
| 1864           | 3,800                                     | 100.00               | .....                                      | .....                | 10,000.00                           | 100.00               | .....                                    | .....                | 3,800                   | 10,000.00              | 2.63       | 34                           | 100.00               | .....                           | .....                | 34                |
| 1865           | 4,000                                     | 100.00               | .....                                      | .....                | 12,000.00                           | 100.00               | .....                                    | .....                | 4,000                   | 12,000.00              | 3.00       | 35                           | 100.00               | .....                           | .....                | 35                |
| 1866           | 4,250                                     | 100.00               | .....                                      | .....                | 15,000.00                           | 100.00               | .....                                    | .....                | 4,250                   | 15,000.00              | 3.53       | 37                           | 100.00               | .....                           | .....                | 37                |
| 1867           | 4,320                                     | 100.00               | .....                                      | .....                | 18,661.39                           | 100.00               | .....                                    | .....                | 4,320                   | 18,661.39              | 4.32       | 38                           | 100.00               | .....                           | .....                | 38                |
| 1868           | 4,475                                     | 100.00               | .....                                      | .....                | 23,366.57                           | 100.00               | .....                                    | .....                | 4,475                   | 23,366.57              | 5.22       | 51                           | 100.00               | .....                           | .....                | 51                |
| 1869           | 4,900                                     | 100.00               | .....                                      | .....                | 20,753.52                           | 100.00               | .....                                    | .....                | 4,900                   | 20,753.52              | 4.24       | 57                           | 100.00               | .....                           | .....                | 57                |
| 1870           | 5,390                                     | 99.08                | 50   | .92                  | 25,375.05                           | 100.00               | .....                                    | .....                | 5,440                   | 25,375.05              | 4.66       | 72                           | 100.00               | .....                           | .....                | 72                |
| 1871           | 4,490                                     | 98.67                | 60   | 1.33                 | 25,578.13                           | 100.00               | .....                                    | .....                | 4,550                   | 25,578.13              | 5.62       | 82                           | 98.77                | 1                               | 1.23                 | 83                |
| 1872           | 4,739                                     | 98.71                | 62   | 1.29                 | 25,643.94                           | 96.24                | \$1,000.00                               | 3.76                 | 4,801                   | 26,643.94              | 5.55       | 85                           | 98.83                | 1                               | 1.17                 | 86                |
| 1873           | 5,799                                     | 98.71                | 76   | 1.29                 | 30,559.99                           | 99.19                | 250.00                                   | .81                  | 5,875                   | 30,809.99              | 5.24       | 133                          | 99.24                | 1                               | .76                  | 134               |
| 1874           | 6,890                                     | 98.43                | 110  | 1.57                 | 31,002.15                           | 98.42                | 500.00                                   | 1.58                 | 7,000                   | 31,502.15              | 4.50       | 138                          | 98.57                | 2                               | 1.43                 | 140               |
| 1875           | 7,822                                     | 97.50                | 200  | 2.50                 | 32,855.19                           | 99.09                | 300.00                                   | .91                  | 8,022                   | 33,155.19              | 4.13       | 143                          | 98.62                | 2                               | 1.38                 | 145               |
| 1876           | 9,894                                     | 98.51                | 150  | 1.49                 | 51,862.75                           | 98.98                | 531.00                                   | 1.02                 | 10,044                  | 52,393.75              | 5.21       | 163                          | 98.19                | 3                               | 1.81                 | 166               |
| 1877           | 11,408                                    | 97.44                | 300  | 2.56                 | 53,839.68                           | 98.82                | 650.00                                   | 1.18                 | 11,703                  | 54,489.68              | 4.65       | 199                          | 98.03                | 4                               | 1.97                 | 203               |
| 1878           | 12,747                                    | 97.49                | 330  | 2.51                 | 54,333.44                           | 98.70                | 710.00                                   | 1.30                 | 13,077                  | 55,043.44              | 4.21       | 261                          | 96.31                | 10                              | 3.69                 | 271               |
| 1879           | 13,634                                    | 96.40                | 507  | 3.60                 | 60,246.03                           | 98.68                | 810.03                                   | 1.32                 | 14,141                  | 61,056.06              | 5.02       | 278                          | 96.50                | 10                              | 3.50                 | 286               |
| 1880           | 14,852                                    | 95.37                | 718  | 4.63                 | 66,816.95                           | 98.55                | 984.50                                   | 1.45                 | 15,570                  | 67,801.45              | 4.35       | 256                          | 98.47                | 4                               | 1.53                 | 260               |
| 1881           | 16,194                                    | 95.63                | 722  | 4.37                 | 76,849.72                           | 97.54                | 1,938.69                                 | 2.46                 | 16,916                  | 78,788.41              | 4.66       | 267                          | 97.44                | 7                               | 2.56                 | 274               |
| 1882           | 16,393                                    | 95.48                | 776  | 4.52                 | 94,861.07                           | 97.99                | 1,938.27                                 | 2.01                 | 17,169                  | 96,799.34              | 5.64       | 292                          | 97.00                | 9                               | 3.00                 | 301               |
| 1883           | 16,715                                    | 95.86                | 721  | 4.14                 | 108,239.93                          | 98.32                | 1,847.57                                 | 1.68                 | 17,436                  | 110,087.50             | 6.31       | 280                          | 93.33                | 20                              | 6.67                 | 300               |
| 1884           | 17,796                                    | 95.15                | 906  | 4.85                 | 121,345.30                          | 97.21                | 3,489.13                                 | 2.79                 | 18,702                  | 124,834.43             | 6.67       | 289                          | 90.03                | 32                              | 9.97                 | 321               |
| 1885           | 19,594                                    | 95.36                | 953  | 4.64                 | 147,046.88                          | 97.26                | 4,143.40                                 | 2.74                 | 20,547                  | 151,190.28             | 7.36       | 308                          | 91.39                | 29                              | 8.61                 | 337               |
| 1886           | 22,092                                    | 95.59                | 1,019                                      | 4.41                 | 179,918.81                          | 97.41                | 4,775.30                                 | 2.59                 | 23,111                  | 184,694.11             | 7.99       | 353                          | 93.14                | 26                              | 6.86                 | 379               |
| 1887           | 24,019                                    | 92.95                | 1,822                                      | 7.05                 | 234,600.75                          | 97.24                | 6,641.05                                 | 2.76                 | 25,841                  | 241,241.80             | 9.33       | 359                          | 87.78                | 50                              | 12.22                | 409               |
| 1888           | 24,112                                    | 92.34                | 2,000                                      | 7.66                 | 204,937.63                          | 93.02                | 15,390.12                                | 6.93                 | 26,112                  | 220,327.75             | 8.44       | 346                          | 86.50                | 54                              | 13.50                | 400               |
| 1889           | 25,756                                    | 91.93                | 2,568                                      | 8.07                 | 271,038.35                          | 92.97                | 20,476.80                                | 7.03                 | 28,324                  | 291,515.15             | 10.29      | 360                          | 87.37                | 52                              | 12.63                | 412               |
| 1890           | 26,861                                    | 90.40                | 2,850                                      | 9.60                 | 263,025.49                          | 91.69                | 23,839.48                                | 8.31                 | 29,711                  | 286,864.97             | 9.66       | 351                          | 85.40                | 60                              | 14.60                | 411               |
| 1891           | 28,238                                    | 89.18                | 3,427                                      | 10.82                | 304,010.33                          | 91.56                | 28,036.35                                | 8.44                 | 31,665                  | 332,046.68             | 11.12      | 338                          | 85.35                | 58                              | 14.65                | 396               |
| 1892           | 30,036                                    | 88.92                | 3,742                                      | 11.08                | 332,128.57                          | 84.83                | 59,451.71                                | 15.17                | 33,778                  | 391,580.28             | 11.59      | 342                          | 85.50                | 58                              | 14.50                | 400               |
| 1893           | 33,069                                    | 88.41                | 4,335                                      | 11.59                | 393,729.57                          | 83.21                | 79,439.73                                | 16.79                | 37,404                  | 473,169.35             | 12.65      | 379                          | 82.39                | 81                              | 17.61                | 460               |
| 1894           | 37,743                                    | 88.26                | 5,020                                      | 11.74                | 391,485.75                          | 87.26                | 57,181.78                                | 12.74                | 42,763                  | 448,667.53             | 10.49      | 422                          | 81.94                | 93                              | 18.06                | 515               |
| 1895           | 41,567                                    | 87.18                | 6,113                                      | 12.82                | 358,226.79                          | 87.96                | 49,066.91                                | 12.04                | 47,680                  | 407,293.70             | 8.55       | 471                          | 80.79                | 112                             | 19.21                | 583               |
| 1896           | 45,109                                    | 86.41                | 7,093                                      | 13.59                | 385,569.31                          | 87.21                | 56,550.58                                | 12.79                | 52,202                  | 442,119.89             | 8.45       | 452                          | 78.88                | 121                             | 21.12                | 573               |
| 1897           | 47,799                                    | 84.70                | 8,637                                      | 15.30                | 379,569.69                          | 83.89                | 72,918.53                                | 16.11                | 56,436                  | 452,488.22             | 8.02       | 526                          | 80.19                | 130                             | 19.81                | 656               |
| 1898           | 49,768                                    | 83.72                | 9,679                                      | 16.28                | 477,054.95                          | 85.25                | 82,568.54                                | 14.75                | 59,447                  | 559,623.49             | 9.41       | 563                          | 79.75                | 143                             | 20.25                | 706               |
| 1899           | 52,485                                    | 82.00                | 11,518                                     | 18.00                | 495,315.19                          | 82.30                | 106,530.35                               | 17.70                | 64,003                  | 601,845.54             | 9.40       | 1,013                        | 73.09                | 373                             | 26.91                | 1,386             |
| 1900           | 61,509                                    | 81.19                | 14,258                                     | 18.81                | 545,430.76                          | 82.40                | 116,538.23                               | 17.60                | 75,767                  | 661,968.99             | 8.74       | 1,086                        | 72.40                | 414                             | 27.60                | 1,500             |
| 1901           | 61,918                                    | 79.19                | 16,272                                     | 20.81                | 641,219.38                          | 84.67                | 116,128.50                               | 15.33                | 78,188                  | 757,347.88             | 9.69       | 1,113                        | 69.95                | 478                             | 30.05                | 1,591             |
| 1902           | 66,469                                    | 76.81                | 17,053                                     | 23.19                | 655,906.50                          | 81.06                | 153,289.23                               | 18.94                | 73,522                  | 809,195.73             | 11.01      | 1,456                        | 63.92                | 822                             | 36.08                | 2,278             |
| 1903           | 68,538                                    | 75.54                | 18,968                                     | 24.46                | 663,758.35                          | 78.80                | 178,631.86                               | 21.20                | 77,554                  | 842,390.21             | 10.86      | 1,528                        | 56.51                | 1,176                           | 43.49                | 2,704             |
| 1904           | 60,039                                    | 73.48                | 21,682                                     | 26.52                | 648,506.67                          | 75.70                | 203,207.61                               | 24.30                | 81,721                  | 856,714.28             | 10.48      | 1,523                        | 55.38                | 1,227                           | 44.62                | 2,750             |
| 1905           | 63,254                                    | 72.44                | 24,066                                     | 27.56                | 906,798.75                          | 76.79                | 274,118.89                               | 23.21                | 87,311                  | 1,180,917.64           | 13.52      | 1,546                        | 55.27                | 1,251                           | 44.73                | 2,797             |
| 1906           | 64,294                                    | 70.24                | 27,237                                     | 29.78                | 1,050,209.27                        | 75.32                | 344,152.66                               | 24.68                | 91,531                  | 1,394,361.93           | 15.23      | 1,852                        | 52.88                | 1,650                           | 47.12                | 3,502             |
| 1907           | 64,515                                    | 68.60                | 29,533                                     | 31.40                | 1,312,562.81                        | 77.00                | 392,155.31                               | 23.00                | 94,048                  | 1,704,718.12           | 18.13      | 2,106                        | 51.82                | 1,481                           | 41.29                | 3,687             |
| 1908           | 65,074                                    | 66.70                | 32,505                                     | 33.30                | 1,325,752.80                        | 74.87                | 444,896.27                               | 25.13                | 97,579                  | 1,770,649.07           | 18.14      | 2,305                        | 57.52                | 1,702                           | 42.48                | 4,007             |
| 1909           | 65,122                                    | 64.52                | 35,809                                     | 35.48                | 1,467,933.84                        | 73.97                | 516,623.31                               | 26.03                | 100,931                 | 1,984,557.15           | 19.66      | 2,273                        | 55.38                | 1,831                           | 44.62                | 4,104             |
| 1910           | 63,917                                    | 61.14                | 40,609                                     | 38.86                | 1,620,440.79                        | 72.87                | 603,326.73                               | 27.13                | 104,526                 | 2,223,767.52           | 21.27      | 2,252                        | 51.82                | 2,094                           | 48.18                | 4,346             |
| 1911           | 65,284                                    | 59.90                | 43,691                                     | 40.10                | 1,679,543.92                        | 71.08                | 683,544.37                               | 28.92                | 108,975                 | 2,368,088.29           | 21.68      | 2,413                        | 49.48                | 2,464                           | 50.52                | 4,877             |
| 1912           | 65,946                                    | 57.74                | 48,260                                     | 42.26                | 1,897,792.52                        | 70.23                | 804,406.50                               | 29.77                | 114,206                 | 2,702,199.02           | 23.66      | 2,324                        | 45.56                | 2,777                           | 54.44                | 5,101             |
| 1913           | 71,863                                    | 58.72                | 50,523                                     | 41.28                | 2,079,238.07                        | 72.53                | 787,439.33                               | 27.47                | 122,386                 | 2,866,727.40           | 23.42      | 2,364                        | 45.05                | 2,834                           | 54.95                | 5,248             |
| 1914           | 72,015                                    | 57.22                | 53,829                                     | 42.78                | 2,328,751.88                        | 75.35                | 761,732.92                               | 24.65                | 125,844                 | 3,090,484.80           | 24.56      | 2,386                        | 44.91                | 2,927                           | 55.09                | 5,313             |
| 1915           | 77,735                                    | 56.79                | 59,144                                     | 43.21                | 2,542,682.99                        | 74.63                | 864,618.18                               | 25.37                | 136,879                 | 3,407,298.17           | 24.89      | 2,339                        | 44.76                | 2,837                           | 55.24                | 5,226             |
| 1916           | 79,946                                    | 56.51                | 61,542                                     | 43.49                | 3,026,254.14                        | 76.61                | 924,237.64                               | 23.39                | 141,488                 | 3,950,491.78           | 27.92      | 2,449                        | 44.28                | 3,082                           | 56.72                | 5,531             |
| 1917           | 87,222                                    | 56.69                | 66,835                                     | 43.31                | 3,908,028.96                        | 76.25                | 1,216,054.48                             | 23.75                | 153,857                 | 5,119,683.44           | 33.28      | 2,488                        | 45.63                | 2,965                           | 54.37                | 5,453             |
| 1918           | 91,972                                    | 56.54                | 70,695                                     | 43.46                | 5,226,064.26                        | 75.78                | 1,669,655.56                             | 24.22                | 162,667                 | 6,895,719.82           | 42.39      | 2,705                        | 46.12                | 3,159                           | 53.87                | 5,864             |
| 1919           | 95,645                                    | 53.66                | 82,594                                     | 46.34                | 6,218,416.86                        | 72.50                | 2,358,634.00                             | 27.50                | 178,239                 | 8,577,050.86           | 48.12      | 2,881                        | 43.69                | 3,713                           | 56.31                | 6,594             |
| <b>Total's</b> | .....                                     | .....                | .....                                      | .....                | <b>\$45,525,742.38</b>              | <b>76.35</b>         | <b>14,100,396.45</b>                     | <b>23.65</b>         | .....                   | <b>\$59,626,138.83</b> | .....      | .....                        | .....                | .....                           | .....                | .....             |

Educational Department.—Summary 4

| 1    | 2                      | 3        | 4         | 5            | 6                     | 7                                 | 8        | 9         | 10           |
|------|------------------------|----------|-----------|--------------|-----------------------|-----------------------------------|----------|-----------|--------------|
| Year | No. Primary<br>Schools | Teachers | Enrolment | Value        | Annual<br>Maintenance | No. Coll. Acad.<br>& Inter. Schs. | Teachers | Enrolment | Value        |
| 1872 | .....                  | .....    | .....     | .....        | .....                 | 1                                 | 3        | 90        | \$ 500.00    |
| 1875 | .....                  | .....    | .....     | .....        | .....                 | 1                                 | 13       | 289       | 53,341.95    |
| 1880 | 1                      | 1        | 15        | \$ 100.00    | \$ 150.00             | 1                                 | 20       | 490       | 52,040.70    |
| 1885 | 3                      | 5        | 125       | 800.00       | 1,000.00              | 3                                 | 38       | 761       | 174,540.37   |
| 1890 | 9                      | 15       | 350       | 2,000.00     | 3,000.00              | 7                                 | 56       | 979       | 220,082.28   |
| 1895 | 18                     | 35       | 895       | 5,000.00     | 6,000.00              | 11                                | 157      | 1,974     | 712,805.00   |
| 1900 | 220                    | 250      | 5,000     | 50,000.00    | 40,000.00             | 25                                | 199      | 2,357     | 800,000.00   |
| 1905 | 417                    | 466      | 7,345     | 90,000.00    | 80,000.00             | 51                                | 257      | 3,308     | 900,000.00   |
| 1906 | 434                    | 498      | 7,784     | 100,000.00   | 85,000.00             | 55                                | 358      | 3,897     | 918,489.93   |
| 1907 | 468                    | 506      | 8,007     | 121,586.76   | 99,389.68             | 67                                | 415      | 5,455     | 1,226,746.15 |
| 1908 | 535                    | 625      | 10,487    | 147,759.05   | 101,371.55            | 83                                | 476      | 6,521     | 1,625,670.56 |
| 1909 | 579                    | 668      | 11,835    | 144,318.84</ |                       |                                   |          |           |              |



Sabbath School Department.—Summary 5

Sanitariums and Treatment

Rooms.—Summary 7

| Year   | No. Schools | Membership | Percentage of Total Com'unicants | Total Contributions | Per Capita | Donations to Missions | Per Ct. of Contributions |
|--------|-------------|------------|----------------------------------|---------------------|------------|-----------------------|--------------------------|
| 1878   | 177         | 5,851      | 44.74                            | \$ 25.00            | .004       | .....                 | .....                    |
| 1879   | 402         | 11,896     | 84.14                            | 1,584.12            | .13        | .....                 | .....                    |
| 1881   | 449         | 11,506     | 68.04                            | 2,991.18            | .25        | .....                 | .....                    |
| 1883   | 506         | 13,152     | 75.42                            | 3,711.69            | .28        | .....                 | .....                    |
| 1885   | 716         | 19,579     | 95.30                            | 6,898.74            | .35        | .....                 | .....                    |
| 1886   | 813         | 23,364     | 101.08                           | 10,308.29           | .44        | \$2,233.07            | 21.66                    |
| 1887   | 863         | 23,700     | 91.70                            | 16,751.83           | .71        | 10,615.72             | 63.40                    |
| 1888   | 1,030       | 26,738     | 102.39                           | 18,485.77           | .69        | 10,755.34             | 58.15                    |
| 1889   | 1,199       | 30,225     | 106.68                           | 22,541.24           | .74        | 11,767.95             | 52.21                    |
| 1890   | 1,414       | 33,783     | 113.67                           | 28,642.75           | .85        | 17,707.39             | 61.83                    |
| 1891   | 1,512       | 32,860     | 103.77                           | 29,435.05           | .89        | 16,750.94             | 56.90                    |
| 1892   | 1,610       | 36,343     | 107.58                           | 37,592.27           | 1.04       | 23,618.77             | 62.83                    |
| 1893   | 1,954       | 44,619     | 119.29                           | 38,029.18           | .85        | 24,162.50             | 63.53                    |
| 1894   | 2,095       | 49,626     | 116.06                           | 39,562.42           | .79        | 20,850.05             | 52.70                    |
| 1895   | 2,143       | 50,266     | 105.40                           | 44,629.16           | .89        | 19,809.76             | 44.39                    |
| 1896   | 2,374       | 54,070     | 103.57                           | 40,125.13           | .74        | 23,666.08             | 58.96                    |
| 1897   | 2,465       | 54,934     | 97.34                            | 41,541.40           | .75        | 26,869.05             | 64.68                    |
| 1898   | 2,284       | 49,007     | 82.42                            | 40,301.87           | .82        | 21,475.18             | 53.27                    |
| 1899   | 2,533       | 55,967     | 87.45                            | 39,971.79           | .71        | 21,842.09             | 54.63                    |
| 1900   | 2,334       | 50,304     | 67.07                            | 46,794.40           | .92        | 25,235.47             | 53.94                    |
| 1901   | 2,264       | 51,726     | 66.16                            | 44,014.56           | .85        | 21,979.58             | 49.94                    |
| 1902   | 2,638       | 59,351     | 80.71                            | 51,642.01           | .87        | 25,983.61             | 50.31                    |
| 1903   | 2,980       | 66,811     | 86.12                            | 55,823.85           | .83        | 34,779.85             | 62.29                    |
| 1904   | 3,064       | 71,643     | 87.65                            | 60,460.80           | .84        | 40,278.05             | 66.62                    |
| 1905   | 3,170       | 75,305     | 86.26                            | 68,613.71           | .91        | 49,894.97             | 72.72                    |
| 1906   | 3,378       | 79,090     | 86.31                            | 75,068.55           | .95        | 58,866.14             | 76.69                    |
| 1907   | 3,573       | 84,744     | 90.12                            | 85,105.89           | 1.00       | 71,475.59             | 83.98                    |
| 1908   | 3,825       | 91,230     | 93.51                            | 104,620.77          | 1.15       | 95,230.90             | 91.07                    |
| 1909   | 3,967       | 96,673     | 95.78                            | 120,682.80          | 1.25       | 114,213.88            | 94.64                    |
| 1910   | 4,151       | 101,161    | 96.82                            | 138,037.72          | 1.36       | 134,330.43            | 97.67                    |
| 1911   | 4,267       | 106,000    | 97.27                            | 160,762.39          | 1.52       | 160,091.50            | 99.58                    |
| 1912   | 4,450       | 114,897    | 100.61                           | 232,682.40          | 2.03       | 232,389.36            | 99.89                    |
| 1913   | 4,732       | 123,068    | 100.56                           | 291,711.76          | 2.37       | 291,711.76            | 100.00                   |
| 1914   | 4,936       | 133,815    | 106.32                           | 344,390.23          | 2.57       | 344,390.23            | 100.00                   |
| 1915   | 5,225       | 147,784    | 110.48                           | 412,759.28          | 2.79       | 412,759.28            | 100.00                   |
| 1916   | 5,390       | 153,781    | 108.69                           | 452,187.62          | 2.94       | 452,187.62            | 100.00                   |
| 1917   | 5,519       | 168,239    | 103.34                           | 600,932.71          | 3.57       | 600,932.71            | 100.00                   |
| 1918   | 5,610       | 171,914    | 105.69                           | 725,895.08          | 4.22       | 725,895.08            | 100.00                   |
| 1919   | 5,804       | 182,459    | 102.36                           | 903,658.00          | 4.95       | 903,658.00            | 100.00                   |
| Totals | .....       | .....      | .....                            | \$5,449,029.57      | .....      | \$5,048,957.95        | 92.65                    |

| Year | Sanita- riums | Treat- ment Rooms | Assets       | Physi- cians | Total Em- ployees |
|------|---------------|-------------------|--------------|--------------|-------------------|
| 1866 | 1             | ..                | \$ 24,800.60 | 2            | 14                |
| 1870 | 1             | ..                | 44,221.54    | 6            | 35                |
| 1875 | 1             | ..                | 70,189.22    | 7            | 125               |
| 1880 | 2             | ..                | 190,956.74   | 10           | 165               |
| 1885 | 2             | ..                | 310,808.81   | 13           | 225               |
| 1890 | 3             | ..                | 548,923.45   | 15           | 315               |
| 1895 | 7             | ..                | 800,786.99   | 33           | 477               |
| 1900 | 27            | ..                | 1,294,474.73 | 74           | 1,216             |
| 1905 | 55            | ..                | 1,600,000.00 | 80           | 1,300             |
| 1906 | 66            | ..                | 2,000,000.00 | 90           | 1,400             |
| 1907 | 64            | ..                | 2,344,283.65 | 95           | 1,596             |
| 1908 | 80            | ..                | 2,766,346.50 | 111          | 1,843             |
| 1909 | 78            | ..                | 3,261,181.14 | 110          | 1,834             |
| 1910 | 74            | ..                | 3,368,041.46 | 116          | 1,989             |
| 1911 | 69            | 33                | 3,792,421.35 | 134          | 2,404             |
| 1912 | 69            | 35                | 4,254,500.33 | 129          | 2,359             |
| 1913 | 34            | 10                | 2,810,711.10 | 110          | 1,727             |
| 1914 | 32            | 10                | 2,894,605.67 | 122          | 1,696             |
| 1915 | 31            | 9                 | 2,774,058.94 | 131          | 1,729             |
| 1916 | 29            | 12                | 2,895,483.70 | 141          | 1,808             |
| 1917 | 31            | 16                | 3,148,692.82 | 147          | 1,912             |
| 1918 | 32            | 14                | 3,225,110.25 | 144          | 2,065             |
| 1919 | 32            | 9                 | 4,239,772.96 | 150          | 2,263             |

Column 2, 1906-10 includes Treatment Rooms

For a number of years the figures in Summary 9 have included information regarding certain sanita- riums and treatment rooms, and of those connected therewith, which were listed in Table 2 as being under private management, but are now omitted from this report. This omission will account for the apparent decrease in the above figures.

Missionary Volunteer Department.—Summary 8

| Year   | Societies | Members | Total Contributions |
|--------|-----------|---------|---------------------|
| 1902   | 186       | 3,478   | .....               |
| 1903   | e 175     | e 3,000 | .....               |
| 1904   | 130       | 2,182   | .....               |
| 1905   | 196       | 3,741   | .....               |
| 1906   | e 400     | e 5,400 | b \$5,744.42        |
| 1907   | 461       | 8,933   | 11,122.60           |
| 1908   | 539       | 10,148  | 16,282.53           |
| 1909   | 576       | 10,858  | 18,636.62           |
| 1910   | 647       | 12,408  | 18,807.00           |
| 1911   | 615       | 14,013  | 17,989.70           |
| 1912   | 685       | 14,028  | 17,818.63           |
| 1913   | 964       | 19,428  | 24,380.28           |
| 1914   | 1,070     | 19,398  | 34,676.59           |
| 1915   | 1,196     | 23,442  | 44,497.50           |
| 1916   | 1,342     | 25,836  | 54,944.50           |
| 1917   | 1,369     | 26,337  | 75,652.48           |
| 1918   | 1,446     | 27,879  | 78,983.50           |
| 1919   | 1,681     | 32,921  | 115,724.98          |
| Totals | .....     | .....   | \$535,261.33        |

e Estimated.

b Total contributions to 1906.

Contributions by Decades

|           |              |                    |                |
|-----------|--------------|--------------------|----------------|
| 1878-1887 | \$ 52,327.01 | 1908-1917          | \$2,858,767.68 |
| 1888-1897 | 340,584.37   | 1918-1919 (2 yrs.) | 1,629,553.08   |
| 1898-1907 | 567,797.43   | Total              | \$5,449,029.57 |

Publishing Department.—Summary 6

| Year | No. Pub. Houses and Branches | Assets       | Book and Periodical Sales | Employees | Periodicals | Languages—All Publications |
|------|------------------------------|--------------|---------------------------|-----------|-------------|----------------------------|
| 1850 | .....                        | .....        | .....                     | .....     | 1           | 1                          |
| 1852 | 1                            | \$ 652.93    | .....                     | 5         | 2           | 1                          |
| 1855 | 1                            | 4,000.00     | \$ 2,000.00               | 7         | 2           | 1                          |
| 1860 | 1                            | 10,034.80    | 3,000.00                  | 17        | 2           | 1                          |
| 1865 | 1                            | 38,712.53    | 4,000.00                  | 20        | 2           | 1                          |
| 1870 | 1                            | 64,471.14    | 7,000.00                  | 30        | 3           | 1                          |
| 1875 | 3                            | 158,648.38   | 18,000.00                 | 71        | 8           | 2                          |
| 1880 | 4                            | 338,565.93   | 40,000.00                 | 128       | 10          | 7                          |
| 1885 | 6                            | 400,033.79   | 121,692.36                | 232       | 21          | 9                          |
| 1890 | 7                            | 959,260.95   | 734,397.00                | 412       | 24          | 12                         |
| 1895 | 11                           | 1,345,133.83 | 250,000.00                | 535       | 40          | 23                         |
| 1900 | 13                           | 1,400,000.00 | 250,000.00                | 600       | 96          | 39                         |
| 1905 | 20                           | 850,000.00   | 548,067.03                | 400       | 89          | 46                         |
| 1906 | 22                           | 866,261.96   | 824,027.69                | 425       | 92          | 52                         |
| 1907 | 23                           | 978,894.14   | 1,035,565.62              | 466       | 96          | 54                         |
| 1908 | 26                           | 1,038,215.26 | 1,286,981.24              | 515       | 109         | 57                         |
| 1909 | 27                           | 1,142,124.62 | 1,402,444.00              | 605       | 124         | 65                         |
| 1910 | 28                           | 1,176,092.39 | 1,560,510.58              | 610       | 126         | 67                         |
| 1911 | 37                           | 1,651,943.86 | 1,627,657.83              | 645       | 125         | 71                         |
| 1912 | 37                           | 1,679,175.61 | 1,836,527.86              | 684       | 123         | 75                         |
| 1913 | 37                           | 1,488,338.46 | 1,869,714.48              | 734       | 128         | 80                         |
| 1914 | 38                           | 1,602,846.58 | 2,109,834.60              | 735       | 134         | 88                         |
| 1915 | 40                           | 1,587,277.96 | 2,174,591.94              | 698       | 120         | 95                         |
| 1916 | 40                           | 2,167,177.94 | 2,181,340.27              | 740       | 130         | 90                         |
| 1917 | 41                           | 2,371,828.00 | 2,937,422.88              | 802       | 134         | 94                         |
| 1918 | 41                           | 2,840,907.65 | 3,416,500.00              | 853       | 142         | 94                         |
| 1919 | 43                           | 3,442,373.95 | 5,215,626.49              | 1,020     | 138         | 96                         |

Church Buildings, Their Value, and Seating Capacity—Summary 9

| Year | Number of Buildings | Value          | Seating Capacity |
|------|---------------------|----------------|------------------|
| 1902 | 847                 | .....          | .....            |
| 1903 | 945                 | .....          | .....            |
| 1904 | 1,017               | .....          | .....            |
| 1905 | 1,091               | .....          | .....            |
| 1906 | 1,332               | .....          | .....            |
| 1907 | 1,172               | \$1,331,330.85 | 180,576          |
| 1908 | 1,177               | 1,514,549.80   | 185,027          |
| 1909 | 1,246               | 1,691,959.13   | 192,424          |
| 1910 | 1,256               | 1,721,178.85   | 201,121          |
| 1911 | 1,318               | 1,892,824.92   | 204,381          |
| 1912 | 1,317               | 1,894,443.37   | 199,161          |
| 1913 | 1,350               | 2,048,811.51   | 203,932          |
| 1914 | 1,449               | 2,226,561.88   | 212,805          |
| 1915 | 1,531               | 2,246,517.98   | 241,688          |
| 1916 | 1,587               | 2,461,779.95   | 232,593          |
| 1917 | 1,546               | 2,513,377.85   | 232,606          |
| 1918 | 1,633               | 2,733,629.40   | 237,177          |
| 1919 | 1,681               | 3,369,982.54   | 265,349          |

**Total Funds From Date of Organization to Present Time—Summary 10**  
**Sabbath-School Offerings\***      **Foreign Mission Funds**      **Home Mission Funds**

**Grand Totals**

| Year  | Sabbath-School Offerings* |                            |                 | Foreign Mission Funds |                            |                | Home Mission Funds |                            |                | Grand Totals       |                            |                |                 |                 |                 |
|-------|---------------------------|----------------------------|-----------------|-----------------------|----------------------------|----------------|--------------------|----------------------------|----------------|--------------------|----------------------------|----------------|-----------------|-----------------|-----------------|
|       | From United States        | From Outside United States | Total           | From United States    | From Outside United States | Total          | From United States | From Outside United States | Total          | From United States | From Outside United States | Grand Totals   |                 |                 |                 |
| 1863  | \$8,000.00                |                            | \$8,000.00      |                       |                            |                |                    |                            |                |                    |                            | \$ 8,000.00    |                 |                 |                 |
| 1864  | 10,000.00                 |                            | 10,000.00       |                       |                            |                |                    |                            |                |                    |                            | 10,000.00      |                 |                 |                 |
| 1865  | 12,000.00                 |                            | 12,000.00       |                       |                            |                |                    |                            |                |                    |                            | 12,000.00      |                 |                 |                 |
| 1866  | 15,000.00                 |                            | 15,000.00       |                       |                            |                |                    |                            |                |                    |                            | 15,000.00      |                 |                 |                 |
| 1867  | 18,661.39                 |                            | 18,661.39       |                       |                            |                |                    |                            |                |                    |                            | 18,661.39      |                 |                 |                 |
| 1868  | 23,366.57                 |                            | 23,366.57       |                       |                            |                |                    |                            |                |                    |                            | 23,366.57      |                 |                 |                 |
| 1869  | 18,952.77                 |                            | 18,952.77       |                       |                            |                |                    |                            |                |                    |                            | 20,753.52      |                 |                 |                 |
| 1870  | 21,822.46                 |                            | 21,822.46       |                       |                            |                | \$1,800.75         |                            | \$ 1,800.75    |                    |                            | 25,375.05      |                 |                 |                 |
| 1871  | 23,066.42                 |                            | 23,066.42       |                       |                            |                | 3,552.59           |                            | 3,552.59       |                    |                            | 25,578.13      |                 |                 |                 |
| 1872  | 24,956.42                 |                            | 24,956.42       |                       |                            |                | 2,511.71           |                            | 2,511.71       |                    |                            | 25,643.94      |                 |                 |                 |
| 1873  | 30,437.49                 | \$1,000.00                 | 31,437.49       |                       |                            |                | 687.52             |                            | 687.52         |                    | \$1,000.00                 | 30,559.99      |                 |                 |                 |
| 1874  | 30,500.00                 | 500.00                     | 31,000.00       |                       |                            |                | 122.50             |                            | 122.50         |                    | 250.00                     | 30,809.99      |                 |                 |                 |
| 1875  | 32,318.62                 | 300.00                     | 32,618.62       |                       |                            |                | 502.15             |                            | 502.15         |                    | 500.00                     | 31,502.15      |                 |                 |                 |
| 1876  | 43,467.47                 | 531.00                     | 43,998.47       |                       |                            |                | 536.57             |                            | 536.57         |                    | 300.00                     | 33,155.19      |                 |                 |                 |
| 1877  | 46,526.56                 | 650.00                     | 47,176.56       |                       |                            |                | 8,395.28           |                            | 8,395.28       |                    | 51,862.75                  | 52,393.75      |                 |                 |                 |
| 1878  | 46,977.29                 | 660.00                     | 47,637.29       | \$ 25.00              |                            | \$ 25.00       | 7,313.12           |                            | 7,313.12       |                    | 53,839.68                  | 54,489.68      |                 |                 |                 |
| 1879  | 51,004.35                 | 710.03                     | 51,714.38       | 1,584.12              |                            | 1,584.12       | 7,331.15           | \$50.00                    | 7,381.15       |                    | 54,333.44                  | 55,043.44      |                 |                 |                 |
| 1880  | 61,072.38                 | 784.50                     | 61,856.88       | 2,784.35              |                            | 2,784.35       | 7,657.56           | 100.00                     | 7,757.56       |                    | 60,246.03                  | 61,056.06      |                 |                 |                 |
| 1881  | 72,548.86                 | 1,636.69                   | 74,185.55       | 2,991.18              |                            | 2,991.18       | 2,960.22           | 200.00                     | 3,160.22       |                    | 66,816.95                  | 67,801.45      |                 |                 |                 |
| 1882  | 82,723.09                 | 1,538.27                   | 84,261.36       | 3,096.58              |                            | 3,096.58       | 1,309.68           | 300.00                     | 1,609.68       |                    | 76,549.72                  | 78,786.41      |                 |                 |                 |
| 1883  | 95,071.05                 | 1,347.57                   | 96,418.62       | 3,711.69              |                            | 3,711.69       | 9,041.40           | 400.00                     | 9,441.40       |                    | 94,861.07                  | 96,799.34      |                 |                 |                 |
| 1884  | 102,659.43                | 2,883.98                   | 105,543.41      | 4,170.08              | \$5.15                     | 4,175.23       | 9,457.19           | 500.00                     | 9,957.19       |                    | 108,239.93                 | 110,087.50     |                 |                 |                 |
| 1885  | 119,210.37                | 3,430.82                   | 122,641.19      | 6,886.16              | 12.58                      | 6,898.74       | 14,515.79          | 600.00                     | 15,115.79      |                    | 121,345.30                 | 124,834.43     |                 |                 |                 |
| 1886  | 143,040.93                | 3,895.85                   | 146,936.78      | 10,228.84             | 79.45                      | 10,308.29      | 20,949.85          | 700.00                     | 21,649.85      |                    | 147,046.88                 | 151,190.28     |                 |                 |                 |
| 1887  | 187,146.89                | 5,574.10                   | 192,720.99      | 16,584.88             | 166.95                     | 16,751.83      | 26,649.04          | 800.00                     | 27,449.04      |                    | 179,918.81                 | 184,694.11     |                 |                 |                 |
| 1888  | 150,611.38                | 12,517.85                  | 163,129.23      | 16,613.50             | 1,872.27                   | 18,485.77      | 30,868.98          | 900.00                     | 31,768.98      |                    | 234,600.75                 | 241,241.80     |                 |                 |                 |
| 1889  | 206,987.77                | 17,756.01                  | 224,743.78      | 21,181.15             | 1,360.09                   | 22,541.24      | 37,712.75          | 1,000.00                   | 38,712.75      |                    | 204,937.63                 | 220,327.75     |                 |                 |                 |
| 1890  | 205,127.84                | 20,306.14                  | 225,433.98      | 26,412.68             | 2,300.07                   | 28,712.75      | 42,869.43          | 1,360.70                   | 44,230.13      |                    | 271,038.35                 | 291,515.15     |                 |                 |                 |
| 1891  | 234,444.26                | 23,593.01                  | 258,037.27      | 26,957.70             | 2,477.35                   | 29,435.05      | 31,484.97          | 1,303.27                   | 32,788.24      |                    | 263,025.49                 | 286,864.97     |                 |                 |                 |
| 1892  | 248,617.87                | 53,692.32                  | 302,310.19      | 34,090.64             | 3,501.63                   | 37,592.27      | 49,420.06          | 2,257.76                   | 51,677.82      |                    | 304,010.33                 | 332,046.68     |                 |                 |                 |
| 1893  | 292,950.91                | 57,739.65                  | 350,690.56      | 34,760.47             | 3,268.71                   | 38,029.18      | 66,018.19          | 18,431.42                  | 84,449.61      |                    | 332,128.57                 | 391,580.28     |                 |                 |                 |
| 1894  | 274,659.53                | 46,857.53                  | 321,517.06      | 36,044.95             | 3,517.47                   | 39,562.42      | 80,781.27          | 6,806.78                   | 87,588.05      |                    | 393,729.57                 | 473,169.35     |                 |                 |                 |
| 1895  | 268,926.46                | 40,216.30                  | 309,142.76      | 40,243.85             | 4,385.31                   | 44,629.16      | 49,056.48          | 4,465.80                   | 53,521.78      |                    | 391,485.75                 | 448,667.53     |                 |                 |                 |
| 1896  | 295,338.22                | 46,640.15                  | 341,978.37      | 35,530.31             | 4,594.82                   | 40,125.13      | 54,700.78          | 5,315.61                   | 60,016.39      |                    | 358,226.79                 | 407,293.70     |                 |                 |                 |
| 1897  | 303,453.03                | 59,962.13                  | 363,415.16      | 35,901.71             | 5,639.69                   | 41,541.40      | 40,214.95          | 7,316.71                   | 47,531.66      |                    | 385,569.31                 | 442,119.89     |                 |                 |                 |
| 1898  | 363,762.72                | 68,395.36                  | 432,158.08      | 34,977.37             | 5,324.50                   | 40,301.87      | 8,848.68           |                            | 87,163.54      |                    | 379,569.69                 | 452,488.22     |                 |                 |                 |
| 1899  | 400,861.65                | 89,794.51                  | 490,656.16      | 34,571.19             | 5,400.60                   | 39,971.79      | 59,882.35          | 11,335.24                  | 71,217.59      |                    | 477,054.95                 | 559,623.49     |                 |                 |                 |
| 1900  | 417,840.79                | 92,418.18                  | 510,258.97      | 40,322.27             | 6,472.13                   | 46,794.40      | 87,267.70          | 17,647.92                  | 104,915.62     |                    | 495,315.19                 | 601,845.54     |                 |                 |                 |
| 1901  | 479,012.58                | 99,615.55                  | 578,628.13      | 38,383.69             | 5,630.87                   | 44,014.56      | 123,823.11         | 10,882.08                  | 134,705.19     |                    | 545,430.76                 | 661,968.99     |                 |                 |                 |
| 1902  | 510,364.11                | 133,383.72                 | 643,747.83      | 40,746.25             | 10,895.76                  | 51,642.01      | 104,796.14         | 9,009.75                   | 113,805.89     |                    | 641,219.38                 | 757,347.88     |                 |                 |                 |
| 1903  | 534,843.65                | 149,186.89                 | 684,030.54      | 41,908.41             | 13,915.44                  | 55,823.85      | 87,006.29          | 15,529.53                  | 102,535.82     |                    | 655,906.50                 | 809,195.73     |                 |                 |                 |
| 1904  | 520,869.53                | 170,949.80                 | 691,819.33      | 43,952.85             | 16,507.95                  | 60,460.80      | 83,684.29          | 20,749.86                  | 104,434.15     |                    | 663,758.35                 | 842,390.21     |                 |                 |                 |
| 1905  | 649,792.61                | 208,222.30                 | 858,014.91      | 49,689.95             | 18,923.76                  | 68,613.71      | 97,067.71          | 22,372.43                  | 119,440.14     | 24,600.40          | 134,848.88                 | 856,714.28     |                 |                 |                 |
| 1906  | 746,762.94                | 251,512.88                 | 998,275.82      | 52,226.33             | 22,842.22                  | 75,068.55      | 106,806.41         | 27,333.31                  | 134,139.72     | 42,464.25          | 186,877.84                 | 1,180,917.64   |                 |                 |                 |
| 1907  | 790,095.56                | 274,657.87                 | 1,064,753.43    | 59,564.17             | 25,541.72                  | 85,105.89      | 162,517.80         | 30,144.73                  | 192,662.53     | 61,810.99          | 362,196.27                 | 1,394,361.93   |                 |                 |                 |
| 1908  | 797,990.25                | 303,406.22                 | 1,101,396.47    | 75,224.51             | 29,396.26                  | 104,620.77     | 178,442.65         | 34,322.13                  | 212,764.78     | 77,771.66          | 351,867.05                 | 1,704,718.12   |                 |                 |                 |
| 1909  | 860,573.86                | 357,639.60                 | 1,218,213.46    | 86,708.19             | 33,974.61                  | 120,682.80     | 222,064.58         | 46,806.47                  | 268,871.05     | 78,172.63          | 376,759.84                 | 1,984,557.15   |                 |                 |                 |
| 1910  | 932,519.76                | 406,169.89                 | 1,338,689.65    | 97,493.00             | 40,539.72                  | 138,032.72     | 257,494.43         | 66,618.79                  | 324,113.22     | 89,998.33          | 422,926.93                 | 2,223,767.52   |                 |                 |                 |
| 1911  | 1,001,675.56              | 475,914.70                 | 1,477,590.26    | 112,505.07            | 48,257.32                  | 160,762.39     | 245,868.63         | 79,485.30                  | 325,353.93     | 319,694.66         | 79,887.05                  | 2,368,088.29   |                 |                 |                 |
| 1912  | 1,087,424.24              | 566,200.30                 | 1,653,624.54    | 172,756.86            | 59,925.54                  | 232,682.40     | 271,964.41         | 90,650.95                  | 362,615.36     | 365,647.01         | 87,629.71                  | 2,702,199.02   |                 |                 |                 |
| 1913  | 1,201,138.77              | 570,850.33                 | 1,771,989.60    | 228,938.24            | 62,773.52                  | 291,711.76     | 270,775.41         | 96,036.87                  | 366,812.28     | 378,385.65         | 57,828.11                  | 2,866,727.40   |                 |                 |                 |
| 1914  | 1,269,962.09              | 548,473.99                 | 1,818,436.08    | 274,942.12            | 69,448.11                  | 344,390.23     | 340,623.83         | 87,234.33                  | 427,858.16     | 443,223.84         | 56,576.49                  | 3,090,484.80   |                 |                 |                 |
| 1915  | 1,337,810.20              | 630,358.06                 | 1,968,168.26    | 332,106.20            | 80,653.08                  | 412,759.28     | 374,187.30         | 85,720.26                  | 459,907.56     | 498,579.29         | 67,883.78                  | 3,407,298.17   |                 |                 |                 |
| 1916  | 1,632,543.98              | 658,879.48                 | 2,291,423.46    | 367,642.29            | 84,545.33                  | 452,187.62     | 411,051.81         | 100,460.80                 | 511,512.61     | 615,016.06         | 80,352.03                  | 3,950,491.78   |                 |                 |                 |
| 1917  | 2,167,082.47              | 779,825.02                 | 2,946,907.49    | 449,751.78            | 151,180.93                 | 600,932.71     | 563,577.64         | 189,175.72                 | 752,753.36     | 723,217.07         | 95,872.81                  | 5,119,683.44   |                 |                 |                 |
| 1918  | 2,691,307.81              | 1,150,010.15               | 3,841,317.96    | 556,199.99            | 169,695.09                 | 725,895.08     | 1,112,807.36       | 234,214.77                 | 1,347,022.13   | 865,749.10         | 115,735.55                 | 6,895,719.82   |                 |                 |                 |
| 1919  | 3,313,307.05              | 1,675,998.23               | 4,989,305.28    | 723,188.70            | 180,469.30                 | 903,658.00     | 863,503.13         | 319,117.25                 | 1,182,620.38   | 1,313,417.98       | 183,049.22                 | 8,577,050.86   |                 |                 |                 |
| Total | \$27,509,190.76           | 10,066,867.43              | \$37,576,058.19 | \$4,273,604.27        | 1,175,425.30               | \$5,449,029.57 | \$6,759,358.14     | 1,658,470.71               | \$8,417,828.85 | \$6,983,589.21     | \$1,199,633.01             | \$8,183,222.22 | \$45,525,742.38 | \$14,100,396.45 | \$59,626,138.83 |

|                                      |       |        |       |       |        |       |       |        |       |       |        |       |       |        |
|--------------------------------------|-------|--------|-------|-------|--------|-------|-------|--------|-------|-------|--------|-------|-------|--------|
| Percentages 73.20                    | 26.80 | 100.00 | 78.43 | 21.57 | 100.00 | 80.30 | 19.70 | 100.00 | 85.34 | 14.66 | 100.00 | 76.35 | 23.65 | 100.00 |
| Grand totals (percentages) . . . . . |       | 63.02  |       |       |        | 9.14  |       |        | 14.12 |       |        | 13.72 |       | 100.00 |

\*Of Sabbath-school offerings, \$5,043,957.95 was for foreign missions, as shown in Summary 5, making grand total for foreign missions, 1869-1919, \$13,466,788.80. Beginning with 1913 above figures group returns from Canada with those from United States

Total Funds Contributed by the Seventh-day Adventist Denomination—1863 to 1919—Summary 11

| 1           | 2               | 3               | 4              | 5               | 6          | 7               | 8                |
|-------------|-----------------|-----------------|----------------|-----------------|------------|-----------------|------------------|
| Year        | Tithe           | Foreign Mission | Home Mission   | Total Funds     | Per Capita | Total 10 Years  | Per Cent of Gain |
| 1863        | \$8,000.00      | .....           | .....          | \$8,000.00      | \$2.29     |                 |                  |
| 1864        | 10,000.00       | .....           | .....          | 10,000.00       | 2.63       |                 |                  |
| 1865        | 12,000.00       | .....           | .....          | 12,000.00       | 3.00       |                 |                  |
| 1866        | 15,000.00       | .....           | .....          | 15,000.00       | 3.53       |                 |                  |
| 1867        | 18,661.39       | .....           | .....          | 18,661.39       | 4.32       |                 |                  |
| 1868        | 23,366.57       | .....           | .....          | 23,366.57       | 5.22       |                 |                  |
| 1869        | 18,952.77       | 1,800.75        | .....          | 20,753.52       | 4.24       |                 |                  |
| 1870        | 21,822.46       | 3,552.59        | .....          | 25,375.05       | 4.66       |                 |                  |
| 1871        | 23,066.42       | 2,511.71        | .....          | 25,578.13       | 5.62       |                 |                  |
| 1872        | 25,956.42       | 687.52          | .....          | 26,643.94       | 5.55       | \$185,378.60    |                  |
| 1873        | 30,687.49       | 122.50          | .....          | 30,809.99       | 5.24       |                 |                  |
| 1874        | 31,000.00       | 502.15          | .....          | 31,502.15       | 4.50       |                 |                  |
| 1875        | 32,618.62       | 536.57          | .....          | 33,155.19       | 4.13       |                 |                  |
| 1876        | 43,998.47       | 8,395.28        | .....          | 52,393.75       | 5.21       |                 |                  |
| 1877        | 47,176.56       | 7,313.12        | .....          | 54,489.68       | 4.65       |                 |                  |
| 1878        | 47,637.29       | 7,381.15        | \$ 25.00       | 55,043.44       | 4.21       |                 |                  |
| 1879        | 51,714.38       | 7,757.56        | 1,584.12       | 61,056.06       | 5.02       |                 |                  |
| 1880        | 61,856.88       | 3,160.22        | 2,784.35       | 67,801.45       | 4.35       |                 |                  |
| 1881        | 74,185.55       | 1,609.68        | 2,991.18       | 78,786.41       | 4.66       |                 |                  |
| 1882        | 84,261.36       | 9,441.40        | 3,096.58       | 96,799.34       | 5.64       | 561,837.46      | 203.05           |
| 1883        | 96,418.62       | 9,957.19        | 3,711.69       | 110,087.50      | 6.31       |                 |                  |
| 1884        | 105,543.41      | 15,115.79       | 4,175.23       | 124,834.43      | 6.67       |                 |                  |
| 1885        | 122,641.69      | 21,649.85       | 6,898.74       | 151,190.28      | 7.36       |                 |                  |
| 1886        | 146,936.78      | 29,682.11       | 8,075.22       | 184,694.11      | 7.99       |                 |                  |
| 1887        | 192,720.99      | 42,384.70       | 6,136.11       | 241,241.80      | 9.33       |                 |                  |
| 1888        | 163,129.23      | 49,468.09       | 7,730.43       | 220,327.75      | 8.44       |                 |                  |
| 1889        | 224,743.78      | 55,998.08       | 10,773.29      | 291,515.15      | 10.29      |                 |                  |
| 1890        | 225,433.98      | 50,495.63       | 10,935.36      | 286,864.97      | 9.66       |                 |                  |
| 1891        | 258,037.27      | 61,325.30       | 12,684.11      | 332,046.68      | 11.12      |                 |                  |
| 1892        | 302,310.19      | 75,296.59       | 13,973.50      | 391,580.28      | 11.59      | 2,334,382.95    | 315.52           |
| 1893        | 350,690.56      | 108,612.11      | 13,866.68      | 473,169.35      | 12.65      |                 |                  |
| 1894        | 321,517.06      | 108,438.10      | 18,712.37      | 448,667.53      | 10.49      |                 |                  |
| 1895        | 309,142.76      | 73,331.54       | 24,819.40      | 407,293.70      | 8.55       |                 |                  |
| 1896        | 341,978.37      | 83,682.47       | 16,459.05      | 442,119.89      | 8.45       |                 |                  |
| 1897        | 363,415.16      | 74,400.71       | 14,672.35      | 452,488.22      | 8.02       |                 |                  |
| 1898        | 432,158.08      | 108,638.72      | 18,826.69      | 559,623.49      | 9.41       |                 |                  |
| 1899        | 490,656.16      | 93,059.68       | 18,129.70      | 601,845.54      | 9.40       |                 |                  |
| 1900        | 510,253.97      | 130,151.09      | 21,558.93      | 661,963.99      | 8.74       |                 |                  |
| 1901        | 578,628.13      | 156,684.77      | 22,034.98      | 757,347.88      | 9.69       |                 |                  |
| 1902        | 643,747.83      | 139,789.50      | 25,658.40      | 809,195.73      | 11.01      | 5,613,720.32    | 140.49           |
| 1903        | 684,030.54      | 137,315.67      | 21,044.00      | 842,390.21      | 10.86      |                 |                  |
| 1904        | 691,819.33      | 144,712.20      | 20,182.75      | 856,714.28      | 10.48      |                 |                  |
| 1905        | 858,014.91      | 169,335.11      | 153,567.62     | 1,180,917.64    | 13.52      |                 |                  |
| 1906        | 998,275.82      | 193,005.86      | 203,080.25     | 1,394,361.93    | 15.23      |                 |                  |
| 1907        | 1,064,753.43    | 264,138.12      | 375,826.57     | 1,704,718.12    | 18.13      |                 |                  |
| 1908        | 1,101,396.47    | 308,045.68      | 361,206.92     | 1,770,649.07    | 18.14      |                 |                  |
| 1909        | 1,218,243.46    | 383,084.93      | 383,228.76     | 1,984,557.15    | 19.66      |                 |                  |
| 1910        | 1,338,689.65    | 458,943.70      | 426,134.17     | 2,223,767.52    | 21.27      |                 |                  |
| 1911        | 1,477,590.26    | 485,245.43      | 400,252.60     | 2,363,088.29    | 21.68      |                 |                  |
| 1912        | 1,653,624.54    | 595,004.72      | 453,569.76     | 2,702,199.02    | 23.66      | 17,023,363.23   | 203.27           |
| 1913        | 1,771,989.60    | 658,524.04      | 436,213.76     | 2,866,727.40    | 23.42      | 2,866,727.40    |                  |
| 1914        | 1,818,436.08    | 772,243.39      | 499,800.33     | 3,090,484.80    | 24.56      | 3,090,484.80    |                  |
| 1915        | 1,968,168.26    | 872,666.84      | 566,463.07     | 3,407,298.17    | 24.89      | 3,407,298.17    |                  |
| 1916        | 2,291,423.46    | 963,700.23      | 819,089.88     | 5,119,683.44    | 33.23      | 5,119,683.44    |                  |
| 1917        | 2,946,907.49    | 1,353,686.07    | 695,368.09     | 3,995,917.82    | 27.92      | 3,950,491.78    |                  |
| 1918        | 3,841,317.96    | 2,072,917.21    | 981,484.65     | 6,895,719.82    | 42.39      | 6,895,719.82    |                  |
| 1919        | 4,389,305.28    | 2,091,273.38    | 1,496,467.20   | 8,577,050.86    | 48.12      | 8,577,050.86    |                  |
| Totals      | \$27,576,058.19 | \$13,466,786.80 | \$8,583,293.84 | \$59,626,138.83 |            | \$59,626,138.83 |                  |
| Percentages | 63.02           | 23.26           | 13.72          | 100.00          |            |                 |                  |

Footnote, Table 2, Section 1

(†) The languages in which denominational literature was issued at the close of 1919 are the following:

| Language          | Country Where Language Predominates           | Language              | Country Where Language Predominates | Language                  | Country Where Language Predominates |
|-------------------|---|-----------------------|-------------------------------------|---------------------------|-------------------------------------|
| Amoyese           | Amoy, China                                   | Greco-Turkish         | Greece, Turkey, etc.                | Polish (Latin and Gothic) | Poland                              |
| Arabic            | Syria, Arabia, Egypt, North Africa.           | Gujerati              | Bombay Presidency, etc., India      | Portuguese                | Portugal and Brazil                 |
| Armenian          | The Caucasus                                  | Hawaiian              | Hawaii                              | Punjabi                   | Punjab, India                       |
| Armeno-Turkish    | Turkey  | Hebrew                | Among Jews                          | (Gurmukhi)                |                                     |
| Atchinese         | Island of Atchin, New Hebrides, Pacific Ocean | Hindi                 | North India                         | Rarotongan                | Cook's Islands                      |
| Battak            | Sumatra                                       | Hungarian             | Hungary, Transylvania, etc.         | Rumanian                  | Rumania                             |
| Bengali           | Bengal, India                                 | Ibanag                | Philippine Islands                  | Russian                   | Russia                              |
| Bicol             | Philippine Islands                            | Icelandic             | Iceland                             | Ruthenian                 | Galicia                             |
| Bohemian          | Czechoslovakia, Europe                        | Ilocano               | Philippine Islands                  | Samoan                    | Samoa                               |
| Bulgarian         | Bulgaria                                      | Italian               | Italy                               | Santali                   | Bengal, India                       |
| Burmese           | Burma   | Japanese              | Japan                               | Sechuana                  | Bechuanaland, South Africa          |
| Cantonese         | South China                                   | Javanese              | Java                                | Servian                   | Jugoslavia                          |
| Cebuano (Visayan) | Island of Cebu, Philippine Islands            | Java-Malay            | Straits Settlements                 | Sesuto                    | Basutoland, South Africa            |
| Chinyanja         | Nyasaland, South Africa                       | Kafir (Xosa)          | South Africa                        | Sgau-Karen                | Sgau-Karens of Burma                |
| Chitonga          | Barotseland, South Africa                     | Kanarese              | Mysore, India                       | Shanghai                  | Shanghai, China, and vicinity       |
| Croatian          | Jugoslavia                                    | Kijita                | Kenya Colony, Br. E. Africa         | Sintebele                 | Matabeleland, Rhodesia              |
| Danish-Norwegian  | Denmark, Norway                               | Kipare                | Kenya Colony, Br. E. Africa         | Slovenian                 | South Austria                       |
| Dutch             | Holland                                       | Kiswahili             | Kenya Colony, Br. E. Africa         | Slovakian                 | Northwest Hungary                   |
| English           | England, America, and British Possessions     | Kizanaki              | Kenya Colony, Br. E. Africa         | Soenda                    | Java                                |
| Esthonian         | Baltic States                                 | Korean                | Chosen (Korea)                      | Spanish                   | Spain and Latin America             |
| Fijian            | Fiji  | Laplandish            | Russian Lapland                     | Swedish                   | Sweden                              |
| Finnish           | Finland                                       | Lithuanian            | Livonia and Courland                | Syriac                    | Syria, etc.                         |
| Flemish           | Belgium                                       | Luo (Kavirondo)       | Polish-Russian Border               | Tagalog                   | Philippine Islands                  |
| French            | France  | Malay                 | Northeast Victoria                  | Tahitian                  | Tahiti                              |
| German            | Germany                                       | Malayalam             | Malaysia                            | Tamil                     | South India                         |
| Greek             | Greece  | Mandarin              | South India                         | Telugu                    | South India                         |
|                   |   | Marathi               | North and Central China             | Tigrinya                  | Northern Abyssinia                  |
|                   |   | Marquesas (Nukahivan) | Nyasaland, South Africa             | Tongan                    | Friendly Islands                    |
|                   |   | Niue                  | New Zealand                         | Turkish                   | Turkey, etc.                        |
|                   |   | Pampangan             | Bombay Presidency, India            | Urdu (Persian)            | North India, etc.                   |
|                   |   | Panayan               | Marquesas Islands                   | Urdu (Roman)              | North India, etc.                   |
|                   |   | Pangasinan            | Philippine Islands                  | Welsh                     | Wales                               |
|                   |   |                       |                                     | Wendic                    | Wends in Hungary                    |
|                   |   |                       |                                     | Wenli                     | Literary language, China            |
|                   |   |                       |                                     | Yiddish                   | Jews in Europe and America          |
|                   |   |                       |                                     | Zulu                      | Zutoland, South Africa              |
|                   |   |                       |                                     | Total                     | 96                                  |

(Continued from page 4)

The total assets of publishing houses outside North America was \$1,748,460.72, or an investment of \$1.00 for every 862 of the population. The investment includes 71 buildings, and there are employed by these publishing houses 1,020 persons in the production of denominational literature, among which is the publication of 138 periodicals and magazines, issued in 44 languages.

A summary of literature as prepared for the year 1919 is presented below:

**SUMMARY OF DENOMINATIONAL LITERATURE FOR THE YEAR 1919**

Issued in 96 languages

|               | No.          | Pages          | Value           |
|---------------|--------------|----------------|-----------------|
| Periodicals   | 138          | 32,358         | \$ 94.93        |
| Books         | 645          | 155,480        | 639.27          |
| Pamphlets     | 409          | 27,400         | 49.79           |
| Tracts        | 1,823        | 25,095         | 28.54           |
| <b>Totals</b> | <b>3,015</b> | <b>240,333</b> | <b>\$812.53</b> |

**Sanitariums**

Section 2, of Table 2, gives a list of 19 sanitariums in North America, and 13 outside, a total of 32, occupying 268 buildings, 1,741 acres, and having a patient capacity of 2,182. During the year 24,849 patients were treated by the 2,184 physicians and nurses. The total investment in these institutions was \$4,239,772.96, of which \$2,695,331.08 is the investment in North America, or an investment of \$1.00 for every 42 of the population. The investment of sanitariums outside North America is \$1,594,441.88, or an investment of \$1.00 for every 942 of the population.

**Educational Institutions**

Section 4 of Table 2, shows a list of 46 advanced educational institutions in North America, and 42 outside North America, a total of 88, occupying 581 buildings, 14,629 acres, having a student capacity of 13,117, a total enrolment of 12,695, and employing 884 teachers. The total assets were \$4,375,490.53.

In addition there are 881 primary schools, employing 1,166 teachers, having an enrolment of 20,525, and the valuation of these primary school buildings and their equipment is \$404,555.07. The assets employed in educational work for both primary and advanced schools are as follows: For North America, \$4,052,027.41, outside North America, \$728,018.19, a total of \$4,780,045.60.

**General Summary**

| Year | Union Conferences | Local Conferences | Missions | Institutions | Total Denominational Investment |
|------|-------------------|-------------------|----------|--------------|---------------------------------|
| 1865 | ..                | 7                 | 1        | 1            | \$ 38,712.53                    |
| 1875 | ..                | 13                | 2        | 5            | 282,179.55                      |
| 1885 | ..                | 28                | 3        | 11           | 835,382.97                      |
| 1895 | 1                 | 36                | 22       | 29           | 2,853,725.82                    |
| 1905 | 13                | 80                | 56       | 126          | 4,799,419.51                    |
| 1910 | 23                | 106               | 87       | 188          | 10,633,266.71                   |
| 1912 | 23                | 126               | 100      | 196          | 12,084,433.13                   |
| 1913 | 25                | 126               | 101      | * 151        | 12,812,783.61                   |
| 1914 | 26                | 128               | 106      | 147          | 14,039,279.39                   |
| 1915 | 26                | 130               | 109      | 147          | 14,254,615.45                   |
| 1916 | 26                | 130               | 113      | 149          | 15,234,215.27                   |
| 1917 | 31                | 135               | 119      | 156          | 16,873,422.54                   |
| 1918 | 35                | 141               | 117      | 164          | 19,975,500.49                   |
| 1919 | 44                | 133               | 141      | 172          | 25,432,582.52                   |

\* After 1913 not including privately owned institutions.

Total funds for evangelistic work, 1863-1919, \$59,626,133.83, of which \$36,609,655.29, or 61.40 per cent, was contributed from 1912 to 1919.

**Denominational Resources Classified — Entire World**

| Classification       | 1918                   | 1919                   | Gain                  | Loss               |
|----------------------|------------------------|------------------------|-----------------------|--------------------|
| Conferences          | \$5,181,485.71         | \$5,148,785.62         |                       | \$37,700.09        |
| Associations         | 2,528,536.19           | 3,892,477.26           | \$363,947.07          |                    |
| Tract Societies      | 556,290.09             | 726,308.41             | 170,018.32            |                    |
| Educational          | 3,125,422.45           | 4,375,490.58           | 1,250,068.08          |                    |
| Publishing           | 2,047,773.40           | 3,442,873.96           | 1,394,595.55          |                    |
| Sanitariums          | 3,286,981.14           | 4,239,772.96           | 1,002,341.82          |                    |
| Food Companies       | 193,386.39             | 287,336.18             | 94,449.79             |                    |
| Church Buildings     | 2,735,629.46           | 3,369,932.54           | 636,353.14            |                    |
| Church School Bldgs. | 322,646.72             | 464,555.07             | 82,568.35             |                    |
| <b>Totals</b>        | <b>\$19,975,566.49</b> | <b>\$25,432,582.52</b> | <b>\$5,494,782.12</b> | <b>\$37,760.69</b> |
| Gain for 1919        |                        | 5,457,082.03           | 5,457,082.03          |                    |
| Per Cent of Gain     |                        | 27.32                  |                       |                    |

It should be explained that owing to lack of reports from Europe for 1918, it was impossible to segregate resources by lines of work, but all resources for Europe were incorporated under Conferences. The report for 1919 segregates resources by lines of work accurately; so that the loss for conferences is caused in the manner stated, while the gains for sanitariums, publishing, and educational institutions appear greater than they should be.

**Summary of Denominational Resources for Recent Years**

For the past eight years, the grand total investment in the entire world in church and institutional lines of work, have run thus:

|      |                 |
|------|-----------------|
| 1912 | \$12,084,433.13 |
| 1913 | 12,812,783.61   |
| 1914 | 14,039,279.39   |
| 1915 | 14,254,615.45   |
| 1916 | 15,234,215.27   |
| 1917 | 16,373,422.54   |
| 1918 | 19,975,500.49   |
| 1919 | 25,432,582.52   |

The amount here shown as investment for 1919 may be distributed as follows:

In North America, \$17,013,569.79, a per capita for the 95,645 members in this country, of \$177.87.

Outside North America, \$8,419,012.73, a per capita for the 82,594 members in this territory, of \$101.93.

**Grand Total Contributions and Receipts of Denominational Institutions**

Elsewhere in this report it is shown that the grand total amount of tithes and offerings received from all the conferences and missions throughout the world for 1919 was \$3,577,050.86. This does not include funds for the upbuilding and maintenance of denominational institutions. In addition to the amounts shown above as tithes and offerings, denominational institutions, including all publishing houses, sanitariums, educational institutions, treatment rooms, tract societies, conference associations, and food factories, received an income during 1919 of \$15,323,201.02, making the total receipts of conferences, missions, and all denominational organizations of every kind, during 1919, \$23,900,251.88. This income may be distributed by countries as follows:

From North America, \$16,190,267.38; from all other countries, \$7,709,984.50.

**Denominational Literature**

There is presented on page 23 a table giving information regarding literature issued by the denomination up to the close of the year 1919. This table indicates that denominational literature is now issued in 96 languages and dialects, and that one complete set has a total valuation of \$812.53.

The preparation and circulation of literature bearing on this message formed an early feature of the work conducted by the pioneers in this cause.

**Early Literature**

A brief statement respecting the earliest publications in this message may be of interest in this connection:

April 6, 1846, there was issued at Portland, Maine, on a foolscap sheet, 250 copies of an article entitled, "To the Rem-

| Year                      | 1905         | 1907           | 1906           | 1909           | 1910           | 1911           | 1912           | 1913           | 1914           | 1915           | 1916           | 1917           | 1918           | 1919           |
|---------------------------|--------------|----------------|----------------|----------------|----------------|----------------|----------------|----------------|----------------|----------------|----------------|----------------|----------------|----------------|
| Total Tithes 1863 to 1919 |              |                |                |                |                |                |                |                |                |                |                |                | \$3,841,317.96 | \$4,989,303.28 |
| Total Tithes 1906 to 1919 |              |                |                |                |                |                |                |                |                |                |                | \$2,946,907.49 |                |                |
|                           | \$999,275.82 | \$1,064,753.43 | \$1,101,396.47 | \$1,218,243.46 | \$1,338,689.65 | \$1,477,590.26 | \$1,653,624.34 | \$1,771,989.60 | \$1,818,436.08 | \$1,968,168.26 | \$2,291,423.46 |                |                |                |
|                           | \$10.91      | \$11.32        | \$11.29        | \$12.07        | \$12.81        | \$13.56        | \$14.48        | \$15.47        | \$14.45        | \$14.38        | \$16.20        | \$19.15        | \$23.61        | \$27.99        |

nant Scattered 'Abroad,' written by Mrs. E. G. White. (This matter appears on page 14 of the work entitled, "A Word to the 'Little Flock,'" noted below.)

May 8, 1846, "The Opening Heavens," by Joseph Bates, a tract of 40 pages; New Bedford, Mass.

August, 1846, "The Seventh-day Sabbath a Perpetual Sign," by Joseph Bates, 48 pages; New Bedford, Mass.

April, 1847, "Second Advent Way Marks and High Heaps," by Joseph Bates, 80 pages; New Bedford, Mass.

May 30, 1847, "A Word to the 'Little Flock,'" by James White, 24 pages; Brunswick, Maine.

January 31, 1849, "To Those Who Are Receiving the Seal of the Living God," by Mrs. E. G. White (foolscap sheet), Topsham, Maine.

In 1849, "An Exposition of Scripture Prophecy," by Hiram Edson, 41 pages; Canandaigua, N. Y.

The first periodical, the *Present Truth*, was begun in July, 1849. The first volume consisted of eleven numbers, eight pages each, six numbers of which were 4 7/8 x 8 inches in size, the remaining five numbers were 5 1/4 x 8 3/4. This paper was issued without price. Four numbers were issued at Middletown, Conn.; six at Oswego, N. Y.; and one at Paris, Maine. No. 5, December, 1849, announced a 24-page tract on the Sabbath, ready for free distribution. No. 7, March, 1850, announced a small collection of "Hymns for God's Peculiar People," of 48 pages, at twelve and one-half cents a copy.

Most of the earliest publications were issued without price, and distributed freely to those who would read them, the expense being borne by freewill offerings from believers.

On July 16, 1853, at a conference of leaders in the work held at Rochester, N. Y., the publishing center at that time, a committee on publications—Joseph Bates, J. B. Frisbie, and G. W. Holt—recommended that a price be placed on the literature; and thereafter the revision of matter formerly issued and all new publications had a stated price.

A summary of all literature issued from the beginning of the movement to Dec. 4, 1855, the date of the first issue of the *Review and Herald* from Battle Creek, Mich., the new publishing center, shows that there had been issued 65 tracts and pamphlets, containing 3,445 pages, the combined value of one copy of each amounting to \$3.33. There were then published two periodicals, containing annually 512 pages, with a yearly subscription price of \$2.25. So that the total publications would be listed as follows:

Number of publications, 67; pages, 3,957; value, \$6.08. All this literature was published in the English language only.

At a conference of the leaders of the work in 1856, James White, J. H. Waggoner, and Uriah Smith were named as a committee for the preparation of a tract on the subject of the Sabbath, to be printed in the German language, and in 1857 this committee was instructed to publish this tract.

In 1861 the *Review and Herald* Publishing Association issued three pamphlets in the Danish-Norwegian language and two pamphlets in the French language.

Gradually the number of publications was increased, additional publications were begun, new fields were opened, and publications were translated into the languages spoken in various missions entered, so that in 1900 the denomination was issuing publications in 39 languages; in 1908, in 57 languages. A copy of each book and pamphlet printed, and an annual subscription to each periodical would cost in the latter year, \$488.

**Important Languages Classified**

With respect to the number of volumes issued, the total pages, and the value of literature in each of the more important languages, the twenty-two named below may be classified as follows, arranged according to total pages issued in each language:

| Languages                         | No. Volumes | No. Pages | Value    |
|-----------------------------------|-------------|-----------|----------|
| English                           | 1,108       | 98,628    | \$335.10 |
| German                            | 240         | 25,350    | 87.43    |
| Swedish                           | 175         | 16,941    | 62.50    |
| Danish-Norwegian                  | 161         | 14,884    | 63.45    |
| French                            | 100         | 10,632    | 30.76    |
| Spanish                           | 124         | 9,069     | 40.42    |
| Dutch                             | 100         | 8,374     | 30.85    |
| Mandarin                          | 47          | 4,578     | 6.63     |
| Korean                            | 29          | 4,396     | 4.97     |
| Portuguese                        | 53          | 3,600     | 17.80    |
| Finnish                           | 25          | 3,090     | 10.06    |
| Russian                           | 32          | 2,440     | 16.85    |
| Tagalog                           | 32          | 2,324     | 7.60     |
| Japanese                          | 51          | 2,194     | 4.11     |
| Icelandic                         | 18          | 2,026     | 8.10     |
| Italian                           | 60          | 2,012     | 8.58     |
| Wenli                             | 34          | 1,994     | 3.27     |
| Hungarian                         | 40          | 1,704     | 6.63     |
| Estonian                          | 24          | 1,659     | 6.14     |
| Rumanian                          | 21          | 1,440     | 4.90     |
| Ruthenian                         | 7           | 648       | 4.78     |
| Zulu                              | 4           | 412       | 3.00     |
| Totals (22)                       | 2,485       | 218,395   | \$762.93 |
| Totals for the 74 other languages | 530         | 21,938    | \$49.60  |
| Grand totals for the 96 languages | 3,015       | 240,333   | \$812.53 |

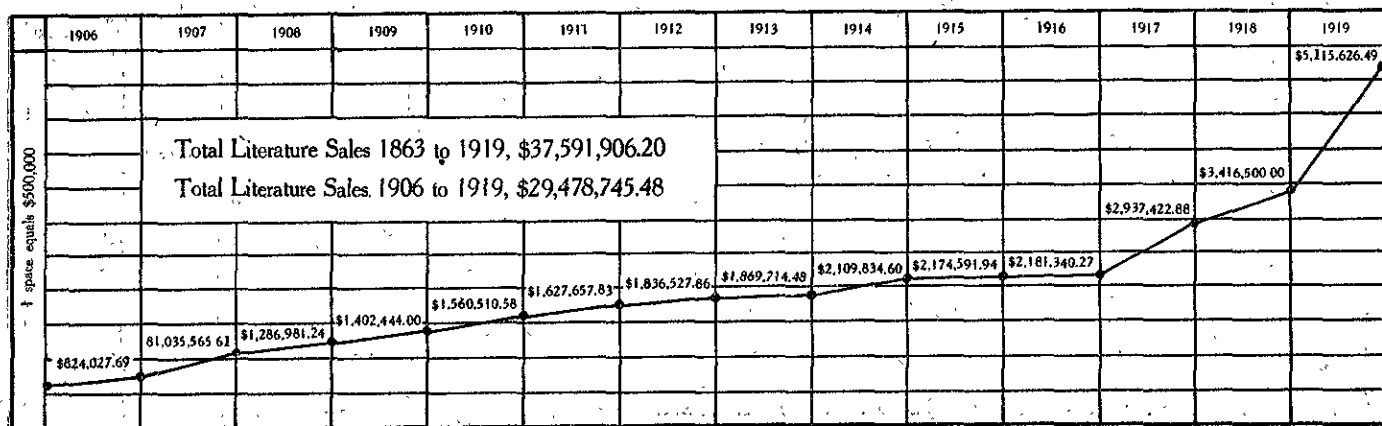
The values named above, and also in the general table, represent the combined value of one copy of each book, pamphlet, and tract, and a year's subscription to each periodical issued in the languages stated. The price of books is based on cloth bindings, not on the more expensive bindings.

The foregoing table indicates that of the number of volumes, or variety of forms, in which literature is available, the English language constitutes 36.74, and of pages, 41.04 per cent of the total literature produced. In other words, the 1,108 volumes in English is 36.74 per cent of the total volumes prepared, namely, 3,015; and the 98,628 pages in English constitute 41.04 per cent of the 240,333 pages in the 96 languages. The value of these volumes in English is \$335.10, which is 41.25 per cent of the valuation of all literature issued in the 96 languages, namely \$812.53. This indicates that literature is prepared in a more expensive form in English than the average for all languages, and the same holds true respecting all the twenty-two languages to which attention is directed above.

The annual sale of denominational literature now exceeds the five-million-dollar mark, at retail value. The increase in sales has become very marked in recent years. During the first forty years after this work was organized, the total sales amounted to \$6,650,778.03; during the past seventeen years, the sales have amounted to \$30,941,128.17, a total for the 57 years of \$37,591,906.20.

The foregoing figures indicate an excellent growth with respect to this work, and the end is not yet. In some cases it will be observed that the number of publications issued in certain languages is small, in fact, only a very small beginning has been made in some languages. The production of literature in these languages is of recent date, but this effort will be continued, and soon this message will have a line of literature of a more commendable size in these tongues. And this must needs be the case, for a message that is destined to reach every kindred and tongue, must necessarily use the printed page in pioneering the way in new fields.

"This gospel of the kingdom shall be preached in all the world for a witness unto all nations; and then shall the end come." Matt. 24: 14.



List of Countries in which Evangelistic Work is being Conducted by the Seventh-day Adventist

Denomination:

|                         |                        |
|-------------------------|------------------------|
|                         | <b>AFRICA</b>          |
| Algeria                 | Gold Coast             |
| Basutoland              | Kenya Colony           |
| Bechuanaland            | Mauritius              |
| Belgian Kongo           | Nigeria                |
| British East Africa     | Nyasaland              |
| British South Africa    | Sierra Leone           |
| Egypt                   | Rhodesia               |
| Eritrea                 |                        |
|                         | <b>ASIA</b>            |
| Armenia                 | Persia                 |
| Burma                   | Siam                   |
| Ceylon                  | Siberia                |
| China (in 15 provinces) | Syria                  |
| Chosen (Korea)          | Transcaucasus          |
| Federated Malay States  | Turkestan              |
| India                   | Turkey                 |
| Japan                   |                        |
|                         | <b>AUSTRALASIA</b>     |
| Australia               | New Zealand            |
|                         | <b>EUROPE</b>          |
| Belgium                 | Iceland                |
| Bulgaria                | Ireland                |
| Czechoslovakia          | Italy                  |
| Denmark                 | Jugoslavia             |
| Estonia                 | Norway                 |
| Finland                 | Poland                 |
| France                  | Portugal               |
| Germany                 | Rumania                |
| Great Britain           | Russia                 |
| Greece                  | Spain                  |
| Holland                 | Sweden                 |
| Hungary                 | Switzerland            |
|                         | <b>NORTH AMERICA</b>   |
| Canada                  | Alaska                 |
| United States           | Newfoundland           |
|                         | <b>PACIFIC ISLANDS</b> |
| British North Borno     | Lord Howe Island       |
| British New Guinea      | Marquesas Islands      |
| Cook Islands            | Niue                   |
| Fiji Islands            | New Hebrides           |
| Friendly Islands        | Norfolk Island         |
| Hawaiian Islands        | Philippins Islands     |
| Java                    | Pitcairn Island        |

Samoa Islands  
Society Islands  
Solomon Islands

Straits Settlements  
Sumatra

**SOUTH AMERICA**

Argentina  
Bolivia  
Brazil  
Chile  
Colombia  
Ecuador  
Paraguay  
Peru  
Uruguay  
Venezuela

**WEST INDIES, CENTRAL AMERICA, Etc.**

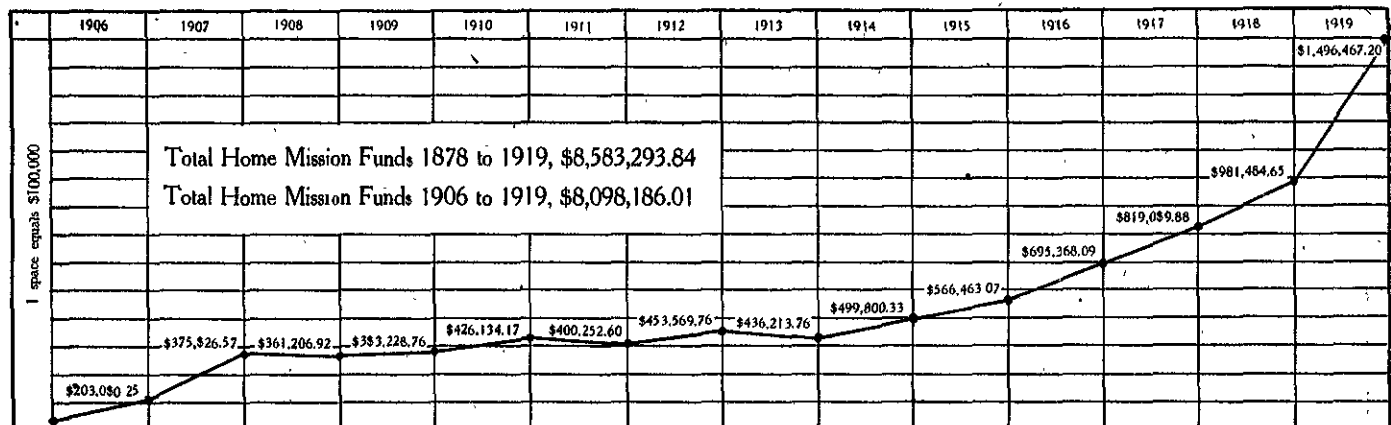
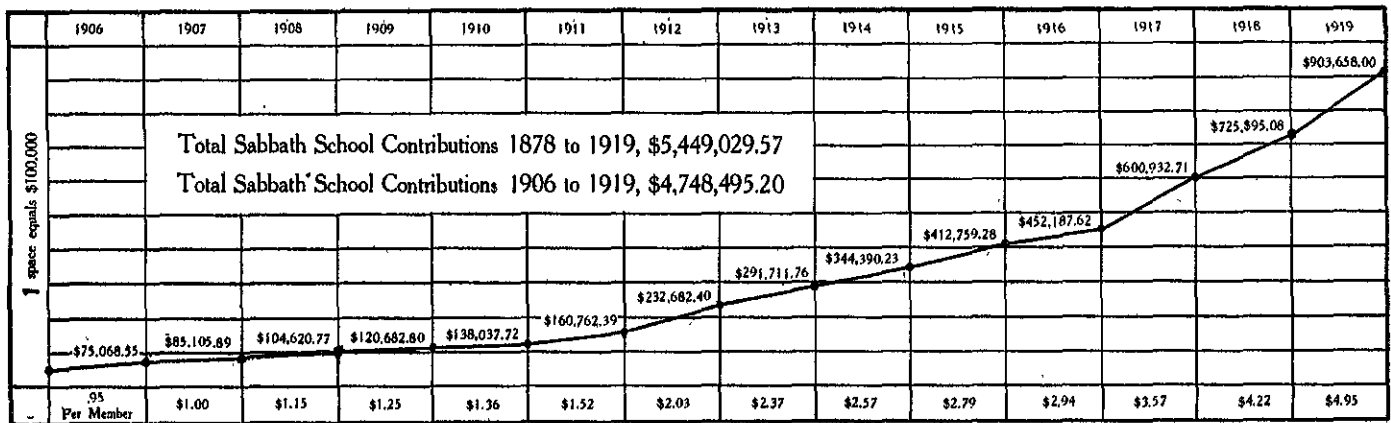
Bahamas  
Bermuda  
British Guiana  
British Honduras  
Costa Rica  
Cuba  
Guadaloupe  
Guatemala  
Haiti  
Jamaica  
Mexico  
Nicaragua  
Panama  
Porto Rico  
Salvador  
Santo Domingo  
Spanish Honduras  
Trinidad  
Virgin Islands

Total 108, population of which is approximately 1,570,000,000.

**Fields Not Yet Occupied by Settled Work:**

Abyssinia  
Aden  
Afghanistan  
Andorra  
Angola (one family)  
Arabia  
Azores Islands  
Baluchistan  
Bhutan  
Bismarck Archipelago  
Canary Islands  
Caroline Islands  
Dutch Guiana (one church)  
Dutch New Guinea  
Ethiopia Islands  
French India  
French Indo-China (entered by colporteurs)  
French Guiana  
French Guinea  
French Kongo  
Gambier Islands  
Gibraltar  
Gilbert Islands  
Greenland  
Guam  
Kamerun  
Labrador  
Ladron Islands  
Liberia  
Libya (Tripoli and Cyrenaica)  
Loyalty Islands  
Maderia Islands  
Madagascar  
Marshall Islands  
Monaco  
Morocco  
New Caledonia  
Nepal  
Oman  
Portuguese East Africa  
Rio de Oro  
San Marino  
Santa Cruz Islands  
Senegal  
Somaliland  
Southwest Africa  
Tibet  
Tunis

Total 48, population of which is approximately 75,000,000.





# Seventh-day Adventist Literature in Various Languages --- 1919

## Summary 12

| Language              | Peri-<br>odicals | Pages<br>Annually | Value   | No.<br>Books | Pages  | Value   | No.<br>Pam-<br>phlets | Pages  | Value  | No.<br>Tracts | Pages | Value  | Total<br>Publi-<br>cations | Total<br>Pages | Total<br>Value |          |
|-----------------------|------------------|-------------------|---------|--------------|--------|---------|-----------------------|--------|--------|---------------|-------|--------|----------------------------|----------------|----------------|----------|
| Amoyese               |                  |                   | \$..... | 2            | 208    | .65     | 1                     | 48     | .25    | 3             | 48    | \$.10  | 3                          | 48             | \$.10          |          |
| Arabic                |                  |                   |         | 1            | 128    | .75     |                       |        |        | 8             | 136   | .17    | 11                         | 392            | 1.07           |          |
| Armenian              |                  |                   |         | 1            |        |         |                       |        |        | 8             | 136   | .17    | 9                          | 264            | .92            |          |
| Armeno-Turkish        |                  |                   |         |              |        |         | 3                     | 256    | .32    | 6             | 224   | .28    | 9                          | 480            | .60            |          |
| Atchinese             |                  |                   |         |              |        |         | 2                     |        |        | 2             | 16    | .04    | 2                          | 16             | .04            |          |
| Battak                |                  |                   |         |              |        |         | 3                     |        |        | 3             | 24    | .03    | 3                          | 24             | .03            |          |
| Bengali               | 1                | 72                | .12     | 2            | 322    | .20     | 2                     | 62     | .04    | 9             | 132   | .06    | 14                         | 588            | .42            |          |
| Bicol                 |                  |                   |         |              |        |         | 1                     |        |        | 1             | 12    | .05    | 1                          | 12             | .05            |          |
| Bohemian              | 1                | 112               | .50     | 4            | 578    | 1.10    | 2                     | 248    | .50    | 13            | 192   | .24    | 20                         | 1,130          | 2.34           |          |
| Bulgarian             |                  |                   |         | 2            | 368    | .80     |                       |        |        | 6             | 80    | .10    | 8                          | 448            | .90            |          |
| Burmese               | 1                | 96                | .36     | 1            | 250    | .32     | 1                     | 80     | .08    | 6             | 112   | .08    | 9                          | 538            | .84            |          |
| Cantonese             |                  |                   |         |              |        |         |                       |        |        | 3             | 36    | .06    | 3                          | 36             | .06            |          |
| Cebuano               | 1                | 96                | .20     | 1            | 186    | .50     |                       |        |        |               |       |        | 2                          | 282            | .70            |          |
| Chinyanja             |                  |                   |         |              |        |         | 1                     | 64     | .25    | 1             | 12    | .04    | 2                          | 76             | .29            |          |
| Chitonga              |                  |                   |         | 3            | 318    | .73     | 1                     | 80     | .25    |               |       |        | 4                          | 398            | .98            |          |
| Croatian              |                  |                   |         | 1            | 114    | .25     | 1                     | 96     | .15    | 11            | 112   | .14    | 13                         | 322            | .54            |          |
| Danish-Norwegian      | 6                | 1,888             | 7.25    | 35           | 9,494  | 50.70   | 30                    | 2,150  | 4.00   | 90            | 1,362 | 1.50   | 161                        | 14,884         | 63.45          |          |
| Dutch                 | 3                | 448               | 1.70    | 17           | 5,531  | 25.35   | 18                    | 1,370  | 2.52   | 62            | 1,025 | 1.28   | 100                        | 8,374          | 30.85          |          |
| English               | 52               | 17,078            | 38.74   | 265          | 62,464 | 264.80  | 166                   | 11,812 | 24.24  | 625           | 7,274 | 7.32   | 1,108                      | 98,628         | 335.10         |          |
| Estonian              | 2                | 256               | 1.50    | 6            | 1,080  | 4.20    | 1                     | 91     | .15    | 15            | 232   | .29    | 24                         | 1,659          | 6.14           |          |
| Fijian                | 1                | 96                | .48     | 3            | 425    | 1.60    | 5                     | 80     | .12    | 4             | 32    | .04    | 13                         | 633            | 2.24           |          |
| Finnish               | 2                | 288               | 1.30    | 5            | 2,184  | 7.50    | 2                     | 306    | .38    | 15            | 312   | .43    | 25                         | 3,090          | 10.06          |          |
| Flemish               |                  |                   |         |              |        |         | 3                     |        |        | 3             | 24    | .04    | 3                          | 24             | .04            |          |
| French                | 4                | 544               | 2.00    | 25           | 8,024  | 25.80   | 20                    | 1,256  | 1.81   | 51            | 808   | 1.15   | 100                        | 10,632         | 30.76          |          |
| German                | 8                | 1,760             | 6.65    | 60           | 19,220 | 74.60   | 30                    | 2,300  | 3.28   | 142           | 2,070 | 2.90   | 240                        | 25,350         | 87.43          |          |
| Greek                 |                  |                   |         | 2            | 210    | .70     |                       |        |        | 16            | 280   | .35    | 18                         | 490            | 1.05           |          |
| Greco-Turkish         |                  |                   |         |              |        |         |                       |        |        | 2             | 32    | .04    | 2                          | 32             | .04            |          |
| Gujarati              | 1                | 64                | .12     |              |        |         | 3                     | 211    | .24    | 8             | 250   | .08    | 12                         | 525            | .44            |          |
| Hawaiian              |                  |                   |         |              |        |         | 1                     | 36     | .10    |               |       |        | 1                          | 36             | .10            |          |
| Hebrew                |                  |                   |         |              |        |         |                       |        |        | 5             | 128   | .10    | 5                          | 128            | .10            |          |
| Hindi                 | 1                | 72                | .18     |              |        |         |                       |        |        | 10            | 160   | .04    | 11                         | 232            | .22            |          |
| Hungarian             | 4                | 400               | 1.80    | 6            | 642    | 2.95    | 2                     | 286    | .85    | 28            | 426   | .53    | 40                         | 1,704          | 5.63           |          |
| Ibanag                |                  |                   |         |              |        |         | 1                     |        |        | 1             | 6     | .03    | 1                          | 6              | .03            |          |
| Icelandic             |                  |                   |         | 6            | 1,806  | 7.75    | 2                     | 96     | .20    | 10            | 124   | .15    | 18                         | 2,026          | 8.10           |          |
| Ilocano               | 1                | 128               | .20     | 2            | 324    | 1.25    |                       |        |        | 1             | 4     | .01    | 4                          | 456            | 1.46           |          |
| Italian               | 1                | 112               | .50     | 6            | 1,154  | 6.85    | 14                    | 154    | .48    | 39            | 592   | .75    | 60                         | 2,012          | 8.58           |          |
| Japanese              | 2                | 364               | 2.60    | 4            | 864    | 1.10    | 5                     | 146    | .21    | 40            | 320   | .20    | 51                         | 2,194          | 4.11           |          |
| Javanese              |                  |                   |         |              |        |         | 3                     |        |        | 3             | 30    | .04    | 3                          | 30             | .04            |          |
| Java-Malay            |                  |                   |         |              |        |         | 3                     | 104    | .10    |               |       |        | 3                          | 104            | .10            |          |
| Kafr (Xosa)           |                  |                   |         | 1            | 144    | .75     | 1                     | 32     | .25    | 2             | 36    | .05    | 4                          | 212            | 1.05           |          |
| Kanarese              | 1                | 96                | .18     |              |        |         |                       |        |        |               |       |        | 1                          | 96             | .18            |          |
| Kijita                |                  |                   |         | 1            | 60     | .40     |                       |        |        |               |       |        | 1                          | 60             | .40            |          |
| Kipare                |                  |                   |         | 4            | 225    | 1.50    |                       |        |        |               |       |        | 4                          | 225            | 1.50           |          |
| Kiswabeli             |                  |                   |         | 1            | 150    | .90     |                       |        |        |               |       |        | 1                          | 150            | .90            |          |
| Kizanki               |                  |                   |         | 1            | 150    | .90     |                       |        |        |               |       |        | 1                          | 150            | .90            |          |
| Korean                | 2                | 864               | 2.50    | 15           | 3,206  | 2.35    | 2                     | 66     | .07    | 10            | 260   | .05    | 29                         | 4,396          | 4.97           |          |
| Laplandish            |                  |                   |         |              |        |         |                       |        |        | 2             | 80    | .10    | 2                          | 80             | .10            |          |
| Lettonian             | 2                | 320               | .70     | 2            | 345    | 1.00    | 4                     | 226    | .34    | 16            | 360   | .48    | 24                         | 1,281          | 2.52           |          |
| Lithuanian            |                  |                   |         | 2            | 288    | .80     | 1                     | 92     | .15    | 19            | 248   | .31    | 22                         | 628            | 1.26           |          |
| Luo (Kavirondo)       |                  |                   |         | 3            | 160    | .90     |                       |        |        | 3             | 12    | .03    | 3                          | 12             | .03            |          |
| Malay                 | 1                | 80                | .25     |              |        |         |                       |        |        | 2             | 24    | .04    | 3                          | 104            | .29            |          |
| Malayalam             | 1                | 96                | .18     |              |        |         | 1                     | 24     | .04    | 4             | 76    | .08    | 5                          | 196            | .30            |          |
| Maadarin              | 2                | 496               | 1.00    | 17           | 3,500  | 5.05    | 7                     | 332    | .33    | 21            | 250   | .25    | 47                         | 4,578          | 6.63           |          |
| Maayanja              |                  |                   |         |              |        |         | 3                     | 72     | .15    | 2             | 16    | .04    | 5                          | 88             | .19            |          |
| Maori                 |                  |                   |         | 1            | 144    | .50     |                       |        |        | 1             | 8     | .01    | 2                          | 152            | .51            |          |
| Marathi               | 1                | 64                | .18     | 1            | 280    | .24     | 3                     | 211    | .24    | 8             | 250   | .08    | 13                         | 805            | .74            |          |
| Marquesas (Nukahivan) |                  |                   |         |              |        |         |                       |        |        | 2             | 8     | .02    | 2                          | 8              | .02            |          |
| Niue                  |                  |                   |         |              |        |         |                       |        |        | 3             | 24    | .03    | 3                          | 24             | .03            |          |
| Pamangan              |                  |                   |         | 2            | 260    | 1.25    |                       |        |        |               |       |        | 2                          | 260            | 1.25           |          |
| Panayan-Visayan       | 1                | 128               | .20     | 2            | 386    | 1.50    |                       |        |        |               |       |        | 3                          | 514            | 1.70           |          |
| Pangasinan            |                  |                   |         |              |        |         |                       |        |        |               |       |        | 2                          | 16             | .02            |          |
| Polish (Latin type)   | 2                | 192               | .55     | 4            | 552    | 1.90    |                       |        |        | 23            | 368   | .46    | 29                         | 1,112          | 2.91           |          |
| Polish (Gothic type)  |                  |                   |         |              |        |         |                       |        |        | 3             | 32    | .04    | 3                          | 32             | .04            |          |
| Portuguese            | 2                | 432               | 2.25    | 13           | 2,416  | 13.15   | 8                     | 429    | 1.68   | 30            | 328   | .72    | 53                         | 3,000          | 17.80          |          |
| Punjabi (Gurmukhi)    | 1                | 72                | .18     | 3            | 384    | .75     |                       |        |        | 4             | 88    | .12    | 8                          | 498            | .97            |          |
| Rarotongan            | 1                | 96                | .48     |              |        |         |                       |        |        | 8             | 88    | .12    | 9                          | 184            | .60            |          |
| Rumanian              | 2                | 384               | 2.00    | 4            | 622    | 2.05    | 2                     | 192    | .50    | 13            | 242   | .25    | 21                         | 1,440          | 4.90           |          |
| Russian               | 2                | 192               | 1.80    | 6            | 1,752  | 14.50   | 1                     | 112    | .10    | 23            | 384   | .45    | 32                         | 2,440          | 18.85          |          |
| Ruthenian             |                  |                   |         | 4            | 624    | 4.75    |                       |        |        | 3             | 24    | .03    | 7                          | 648            | 4.78           |          |
| Samoa                 | 1                | 96                | .48     | 1            | 174    | .48     |                       |        |        | 8             | 44    | .12    | 10                         | 314            | 1.08           |          |
| Santali               |                  |                   |         |              |        |         |                       |        |        | 2             | 16    | .02    | 2                          | 16             | .02            |          |
| Sechuana              |                  |                   |         | 1            | 144    | .75     |                       |        |        |               |       |        | 1                          | 144            | .75            |          |
| Servian               |                  |                   |         | 2            | 310    | .75     | 1                     | 129    | .40    | 15            | 322   | .38    | 18                         | 790            | 1.53           |          |
| Sesuto                |                  |                   |         | 1            | 144    | .75     |                       |        |        | 3             | 75    | .10    | 4                          | 219            | .85            |          |
| Sgau-Karen            |                  |                   |         |              |        |         |                       |        |        | 1             | 4     | .01    | 1                          | 4              | .01            |          |
| Shanghal              |                  |                   |         |              |        |         | 1                     | 12     | .03    |               |       |        | 1                          | 12             | .03            |          |
| Sintebete             |                  |                   |         | 1            | 196    | .36     | 1                     | 32     | .20    |               |       |        | 2                          | 228            | .56            |          |
| Slovenian             |                  |                   |         |              |        |         |                       |        |        | 2             | 16    | .02    | 2                          | 16             | .02            |          |
| Slovakian             | 2                | 144               | .25     |              |        |         |                       |        |        | 11            | 186   | .17    | 13                         | 280            | .42            |          |
| Soenda                |                  |                   |         |              |        |         |                       |        |        | 2             | 32    | .40    | 2                          | 32             | .40            |          |
| Spanish               | 7                | 1,664             | 5.40    | 24           | 6,280  | 33.00   | 8                     | 421    | 1.10   | 85            | 704   | .92    | 124                        | 9,009          | 40.42          |          |
| Swedish               | 4                | 1,040             | 5.70    | 40           | 11,489 | 51.50   | 32                    | 2,662  | 3.20   | 99            | 1,750 | 2.10   | 175                        | 18,941         | 62.50          |          |
| Syriac                |                  |                   |         |              |        |         | 1                     | 45     | .10    | 3             | 24    | .03    | 4                          | 72             | .13            |          |
| Tagalog               | 2                | 432               | .65     | 9            | 1,790  | 6.75    |                       |        |        | 21            | 102   | .20    | 32                         | 2,324          | 7.60           |          |
| Tahitian              | 1                | 96                | .48     | 1            | 208    | .48     |                       |        |        | 9             | 18    | .05    | 11                         | 322            | 1.01           |          |
| Tamil                 | 1                | 96                | .18     | 2            | 474    | .44     | 6                     | 292    | .17    | 6             | 80    | .03    | 15                         | 942            | .82            |          |
| Teiugu                | 1                | 96                | .18     | 1            | 242    | .32     | 2                     | 86     | .06    | 15            | 363   | .17    | 19                         | 787            | .73            |          |
| Tigrinya              |                  |                   |         |              |        |         |                       |        |        | 1             | 8     | .02    | 1                          | 8              | .02            |          |
| Tongan                | 1                | 96                | .48     | 1            | 96     | .50     | 1                     | 48     | .08    | 14            | 112   | .18    | 17                         | 352            | 1.24           |          |
| Turkish               |                  |                   |         |              |        |         |                       |        |        | 9             | 256   | .32    | 9                          | 256            | .32            |          |
| Urdu (Persian)        | 1                | 72                | .18     | 4            | 614    | 1.10    |                       |        |        | 16            | 354   | .08    | 21                         | 1,040          | 1.36           |          |
| Urdu (Roman)          |                  |                   |         | 1            | 230    | .50     |                       |        |        | 14            | 282   | .35    | 15                         | 512            | .35            |          |
| Welsh                 |                  |                   |         | 2            | 317    | 1.20    |                       |        |        | 5             | 40    | .10    | 7                          | 357            | 1.30           |          |
| Wendic                |                  |                   |         | 1            | 160    | .60     |                       |        |        | 2             | 16    | .02    | 3                          | 176            | .62            |          |
| Wenli                 | 2                | 528               | 1.30    | 4            | 700    | 1.45    | 8                     | 569    | .38    | 20            | 197   | .14    | 34                         | 1,994          | 3.27           |          |
| Yiddish               | 1                | 112               | .50     |              |        |         |                       |        |        | 6             | 220   | .28    | 7                          | 332            | .78            |          |
| Zulu                  |                  |                   |         | 3            | 380    | 2.75    | 1                     | 32     | .25    |               |       |        | 4                          | 412            | 3.00           |          |
| Languages             |                  |                   |         |              |        |         |                       |        |        |               |       |        |                            |                |                |          |
| Totals, 1919          | 96               | 139               | 32,358  | \$94.98      | 645    | 155,480 | \$639.27              | 409    | 27,400 | \$49.79       | 1,823 | 25,095 | \$28.54                    | 3,015          | 240,333        | \$812.53 |
| Totals, 1918          | 94               | 142               | 30,540  | \$82.17      | 600    | 147,078 | \$602.38              | 383    | 26,297 | \$46.55       | 1,738 | 24,275 | \$27.38                    | 2,863          | 228,190        | \$758.48 |
| Gain for 1919         | 2                |                   | 1,818   | \$12.76      | 45     | 8,402   | \$36.89               | 26     | 1,103  | \$3.24        | 85    | 820    | \$1.16                     | 152            | 12,143         | \$54.05  |
| Totals, 1917          | 94               | 134               | 30,038  | \$76.91      | 562    | 137,294 | \$558.48              | 364    | 25,639 | \$43.49       | 1,648 | 23,069 | \$25.62                    | 2,708          | 216,040        | \$704.50 |
| Totals, 1908          | 57               | 118               | 28,885  | \$59.13      | 333    | 103,261 | \$377.08              | 237    | 21,086 | \$35.87       | 1,096 | 15,174 | \$15.97                    | 1,334          | 168,376        | \$488.00 |
| Totals, 1900          | 39               | 99                |         |              | 215    | 69,167  |                       | 174    | 15,212 |               | 697   | 8,042  |                            | 1,185          | 92,421         | \$267.84 |

**Summary of Statistical Reports, 1863 to 1919 — Summary 13**

| Year                                    | Union Confs. and Missions | Local Conferences | Missions | Ministers | Licentiate | Licensed Missionaries | Canvassers | Total Laborers | Churches | Membership | Communicants | Tithe                | Per Capita   | Book and Periodical Sales |              |
|---|---------------------------|-------------------|----------|-----------|------------|-----------------------|------------|----------------|----------|------------|--------------|----------------------|--------------|---------------------------|--------------|
| 1863                                    |                           | 6                 |          | 22        | 2          |                       |            | 80             | 125      | 3,500      |              | \$ 8,000.00          | \$2.20       | \$ 3,000.00               |              |
| 1864                                    |                           | 6                 | 1        | 24        | 10         |                       |            | 84             | 130      | 3,600      |              | 10,000.00            | 2.53         | 3,500.00                  |              |
| 1865                                    |                           | 7                 | 1        | 25        | 10         |                       |            | 85             | 140      | 4,000      |              | 12,000.00            | 3.09         | 4,000.00                  |              |
| 1866                                    |                           | 7                 | 1        | 27        | 10         |                       |            | 87             | 150      | 4,250      |              | 15,000.00            | 3.53         | 4,500.00                  |              |
| 1867                                    |                           | 7                 | 1        | 28        | 19         |                       |            | 88             | 150      | 4,320      |              | 15,000.00            | 3.52         | 5,000.00                  |              |
| 1868                                    |                           | 7                 | 1        | 28        | 19         |                       |            | 81             | 159      | 4,478      |              | 13,363.77            | 3.22         | 6,000.00                  |              |
| 1869                                    |                           | 7                 | 1        | 33        | 24         |                       |            | 87             | 167      | 4,900      |              | 21,522.46            | 3.87         | 6,500.00                  |              |
| 1870                                    |                           | 7                 | 1        | 37        | 35         |                       |            | 72             | 179      | 5,440      |              | 25,055.42            | 4.01         | 7,000.00                  |              |
| 1871                                    |                           | 11                | 2        | 38        | 46         |                       |            | 83             | 185      | 4,659      |              | 28,556.42            | 5.07         | 3,000.00                  |              |
| 1872                                    |                           | 12                | 1        | 40        | 46         |                       |            | 86             | 266      | 4,801      |              |                      |              | 8,500.00                  |              |
| <b>Total, 10 yrs.</b>                   |                           |                   |          |           |            |                       |            |                |          |            |              | <b>176,826.03</b>    |              | <b>55,000.00</b>          |              |
| 1873                                    |                           | 13                | 1        | 51        | 83         |                       |            | 124            | 299      | 5,876      |              | 20,687.40            | 5.22         | 19,873.40                 |              |
| 1874                                    |                           | 15                | 3        | 60        | 86         |                       |            | 140            | 309      | 7,000      |              | 21,000.00            | 4.85         | 14,000.00                 |              |
| 1875                                    |                           | 15                | 2        | 69        | 76         |                       |            | 145            | 368      | 8,622      |              | 32,416.52            | 4.08         | 18,000.00                 |              |
| 1876                                    |                           | 15                | 2        | 96        | 70         |                       |            | 160            | 368      | 10,044     |              | 42,998.47            | 4.38         | 20,000.00                 |              |
| 1877                                    |                           | 16                | 3        | 106       | 97         |                       |            | 203            | 478      | 11,792     |              | 47,178.56            | 4.03         | 25,000.00                 |              |
| 1878                                    |                           | 16                | 3        | 117       | 104        |                       |            | 271            | 478      | 13,077     |              | 47,587.20            | 3.64         | 27,000.00                 |              |
| 1879                                    |                           | 20                | 9        | 185       | 151        |                       |            | 286            | 598      | 14,141     |              | 71,714.33            | 3.65         | 31,000.00                 |              |
| 1880                                    |                           | 24                | 3        | 144       | 110        |                       |            | 266            | 640      | 15,870     |              | 61,858.83            | 3.88         | 40,000.00                 |              |
| 1881                                    |                           | 24                | 7        | 142       | 120        |                       |            | 274            | 640      | 16,915     |              | 74,185.55            | 4.39         | 45,000.00                 |              |
| 1882                                    |                           | 28                | 0        | 107       | 124        |                       |            | 301            | 666      | 17,159     |              | 84,261.36            | 4.91         | 47,000.00                 |              |
| <b>Total, 16 yrs.</b>                   |                           |                   |          |           |            |                       |            |                |          |            |              | <b>505,134.60</b>    |              | <b>278,369.96</b>         |              |
| 1883                                    |                           | 26                | 3        | 105       | 135        |                       |            | 300            | 686      | 17,436     |              | 96,413.63            | 5.53         | 55,000.00                 |              |
| 1884                                    |                           | 28                | 8        | 176       | 140        |                       |            | 321            | 705      | 18,709     |              | 108,543.41           | 5.64         | 62,466.12                 |              |
| 1885                                    |                           | 28                | 8        | 186       | 151        |                       |            | 327            | 741      | 20,547     |              | 122,841.69           | 5.87         | 41,692.86                 |              |
| 1886                                    |                           | 28                | 8        | 218       | 166        |                       |            | 370            | 798      | 23,117     |              | 146,936.78           | 6.81         | 76,235.52                 |              |
| 1887                                    |                           | 30                | 8        | 237       | 182        |                       |            | 407            | 839      | 25,341     |              | 192,736.99           | 7.44         | 116,765.06                |              |
| 1888                                    |                           | 32                | 7        | 262       | 188        |                       |            | 490            | 801      | 26,112     |              | 168,129.23           | 6.20         | 260,000.00                |              |
| 1889                                    |                           | 34                | 7        | 229       | 163        |                       |            | 419            | 972      | 28,324     |              | 224,743.78           | 7.09         | 500,000.00                |              |
| 1890                                    |                           | 34                | 3        | 237       | 184        |                       |            | 411            | 1,016    | 29,711     |              | 228,483.06           | 7.60         | 724,397.00                |              |
| 1891                                    |                           | 34                | 8        | 230       | 166        |                       |            | 398            | 1,066    | 31,665     |              | 253,637.27           | 8.11         | 816,740.00                |              |
| 1892                                    |                           | 64                | 11       | 244       | 168        |                       |            | 400            | 1,102    | 32,778     |              | 302,310.19           | 8.94         | 708,650.33                |              |
| <b>Total, 10 yrs.</b>                   |                           |                   |          |           |            |                       |            |                |          |            |              | <b>1,887,916.94</b>  |              | <b>2,859,012.89</b>       |              |
| 1893                                    |                           | 35                | 11       | 267       | 193        |                       |            | 400            | 1,151    | 27,404     |              | 350,806.56           | 9.87         | 416,044.52                |              |
| 1894                                    |                           | 1                 | 86       | 12        | 201        | 214                   |            | 615            | 1,226    | 42,763     |              | 321,517.66           | 7.51         | 810,434.55                |              |
| 1895                                    |                           | 1                 | 80       | 22        | 325        | 267                   |            | 583            | 1,331    | 47,680     |              | 309,142.74           | 5.45         | 250,000.00                |              |
| 1896                                    |                           | 1                 | 37       | 27        | 388        | 297                   |            | 678            | 1,439    | 52,202     |              | 341,973.27           | 6.55         | 260,000.00                |              |
| 1897                                    |                           | 1                 | 37       | 24        | 487        | 249                   |            | 658            | 1,574    | 56,426     |              | 368,412.15           | 6.43         | 256,000.00                |              |
| 1898                                    |                           | 2                 | 39       | 37        | 446        | 260                   |            | 766            | 1,654    | 59,447     |              | 433,153.63           | 7.28         | 200,000.00                |              |
| 1899                                    |                           | 2                 | 44       | 41        | 480        | 331                   | 843        | 1,389          | 1,785    | 64,003     |              | 490,656.16           | 7.66         | 300,000.00                |              |
| 1900                                    |                           | 2                 | 46       | 42        | 216        | 337                   | 671        | 1,500          | 1,898    | 68,547     | 78,767       | 510,253.97           | 6.73         | 250,000.00                |              |
| 1901                                    |                           | 9                 | 57       | 41        | 563        | 340                   | 811        | 1,681          | 2,011    | 82,356     | 78,188       | 578,623.13           | 7.46         | 300,000.00                |              |
| 1902                                    |                           | 12                | 72       | 42        | 553        | 323                   | 828        | 2,278          | 2,077    | 67,156     | 73,523       | 648,747.83           | 8.75         | 439,027.71                |              |
| <b>Total, 10 yrs.</b>                   |                           |                   |          |           |            |                       |            |                |          |            |              | <b>4,342,193.08</b>  |              | <b>2,056,506.58</b>       |              |
| 1903                                    |                           | 13                | 78       | 48        | 615        | 324                   | 602        | 1,032          | 2,704    | 2,126      | 69,672       | 77,554               | 384,036.54   | 8.39                      | 477,714.08   |
| 1904                                    |                           | 13                | 78       | 52        | 625        | 336                   | 713        | 1,653          | 2,759    | 2,242      | 71,891       | 81,731               | 601,819.33   | 8.47                      | 436,600.00   |
| 1905                                    |                           | 13                | 60       | 56        | 647        | 336                   | 719        | 1,066          | 2,797    | 2,349      | 77,443       | 87,211               | 658,014.91   | 9.88                      | 548,667.03   |
| 1906                                    |                           | 16                | 86       | 66        | 698        | 408                   | 948        | 218            | 3,502    | 3,416      | 78,422       | 91,681               | 992,276.82   | 10.91                     | 824,027.68   |
| 1907                                    |                           | 31                | 93       | 68        | 715        | 394                   | 1,613      | 282            | 3,587    | 3,504      | 39,897       | 94,048               | 1,064,768.43 | 11.32                     | 1,036,565.52 |
| 1908                                    |                           | 31                | 101      | 66        | 779        | 427                   | 1,617      | 1,681          | 4,007    | 2,637      | 83,145       | 97,879               | 1,101,295.47 | 11.20                     | 1,286,921.24 |
| 1909                                    |                           | 21                | 104      | 73        | 757        | 426                   | 1,107      | 1,680          | 4,104    | 3,691      | 88,502       | 100,931              | 1,218,243.45 | 12.67                     | 1,402,444.00 |
| 1910                                    |                           | 23                | 106      | 87        | 826        | 453                   | 1,284      | 1,607          | 4,346    | 2,789      | 96,806       | 104,526              | 1,338,689.66 | 13.81                     | 1,560,510.53 |
| 1911                                    |                           | 23                | 116      | 93        | 832        | 475                   | 1,358      | 2,696          | 4,877    | 2,799      | 93,678       | 103,078              | 1,477,590.28 | 13.56                     | 1,627,657.88 |
| 1912                                    |                           | 23                | 126      | 100       | 863        | 492                   | 1,386      | 2,194          | 5,161    | 2,874      | 98,044       | 114,266              | 1,653,624.54 | 14.48                     | 1,836,637.85 |
| <b>Total, 10 yrs.</b>                   |                           |                   |          |           |            |                       |            |                |          |            |              | <b>11,085,438.41</b> |              | <b>11,036,097.51</b>      |              |
| 1913                                    |                           | 25                | 126      | 101       | 968        | 572                   | 1,508      | 3,660          | 5,248    | 3,539      | 114,557      | 122,280              | 1,771,988.60 | 15.47                     | 1,669,714.48 |
| 1914                                    |                           | 25                | 126      | 168       | 926        | 565                   | 1,454      | 2,876          | 5,813    | 3,702      | 125,844      |                      | 1,313,436.68 | 14.45                     | 2,100,884.50 |
| 1915                                    |                           | 26                | 130      | 109       | 940        | 621                   | 1,519      | 1,966          | 5,226    | 3,876      | 135,879      |                      | 1,968,168.26 | 14.88                     | 2,174,591.94 |
| 1916                                    |                           | 26                | 130      | 113       | 991        | 657                   | 1,400      | 1,893          | 5,531    | 2,987      | 141,436      |                      | 2,291,423.46 | 16.30                     | 2,181,346.27 |
| 1917                                    |                           | 31                | 135      | 112       | 1044       | 701                   | 1,441      | 1,362          | 5,453    | 4,973      | 153,857      |                      | 2,846,997.49 | 19.15                     | 2,937,432.83 |
| 1918                                    |                           | 35                | 141      | 117       | 1102       | 655                   | 1,526      | 1,878          | 6,364    | 4,181      | 162,667      |                      | 3,841,317.66 | 23.51                     | 3,415,500.96 |
| 1919                                    |                           | 44                | 132      | 141       | 1181       | 943                   | 1,778      | 2,122          | 5,594    | 4,256      | 178,230      |                      | 4,999,305.28 | 27.99                     | 5,215,626.40 |
| <b>Grand Totals</b>                     |                           |                   |          |           |            |                       |            |                |          |            |              | <b>87,576,058.19</b> |              | <b>27,591,998.24</b>      |              |
| <b>Grand Total Offerings</b>            |                           |                   |          |           |            |                       |            |                |          |            |              | <b>22,950,080.44</b> |              |                           |              |
| <b>Grand Total Tithes and Offerings</b> |                           |                   |          |           |            |                       |            |                |          |            |              | <b>59,626,138.83</b> |              |                           |              |