



**2024**

ANNUAL  
STATISTICAL  
REPORT

New Series, Volume 6

Report of the  
General Conference of  
Seventh-day Adventists'  
2023 Statistics

Seventh-day  
Adventist® Church





**2024**

ANNUAL  
STATISTICAL  
REPORT

New Series, Volume 6

Report of the  
General Conference of  
Seventh-day Adventists'  
2023 Statistics

Seventh-day  
Adventist® Church

12501 Old Columbia Pike, Silver Spring, MD 20904



**GENERAL STATISTICS**

**STATISTICAL REPORT**

**of Seventh-day Adventist® Conferences, Missions, and Institutions throughout the world for the year ending 2023**

**TABLE OF CONTENTS**

*Alphabetical Index - Page 119*

Key to Seventh-day Adventist Divisions, Table 1 . . . . .	2	<b>Chapter 3 - Membership</b>	
Scheduled Meetings, Table 2 . . . . .	2	Membership Statistics by Division for 2023, Table 25 . . . . .	16
<b>Chapter 1 - Analysis</b>		<b>Chapter 4 - Tithe and Offerings</b>	
About This Report: Impact of "Christ for Europe. . . . .	4	Tithe and Offerings by Division 2023, Table 26 . . . . .	38
Accessions by Division, Charts 1-3. . . . .	5	<b>Chapter 5 - Employees</b>	
Accessions by Division Over Five Years, Chart 4 . . . . .	6	Denominational Employees by Division 2023, Table 27 . . . . .	60
World Accessions Over 10 Years with 2-Year Moving Average, Chart 5 . . . . .	6	<b>Chapter 6 - Institutions</b>	
Changes in World Membership Over Five Years, Chart 6 . . . . .	6	Institutional Statistics for 2023 . . . . .	88
<b>Chapter 2 - Quick Picture</b>		Section I—Educational Insts and Primary Schools, Table 28 . . . . .	89
Accessions, Table 3 . . . . .	8	Section II—Healthcare Institutions, Table 29 . . . . .	93
Church Membership by World Divisions, Table 4 . . . . .	8	Section III—Publishing Houses, Table 30 . . . . .	101
Losses, Table 5. . . . .	8	Section IV—Food Industries, Table 31 . . . . .	103
Tithe and Offerings 2023, Table 6 . . . . .	8	<b>Chapter 7 - Global Mission</b>	
Tithe and Offerings, Table 7 . . . . .	8	Global Mission . . . . .	104
Accession Rates, Table 8 . . . . .	8	The Church's Presence, Outreach, and Mission . . . . .	105
Summary of Institutions, Table 9 . . . . .	9	GM Table 1—Conf/Miss Where Each Church Serves More Than One	
Healthcare Institutions, Table 10 . . . . .	9	Million Persons . . . . .	105
General Survey of Organizations, Table 11 . . . . .	9	GM Table 1a—Countries and Areas of the World Where SDA Work is	
Count of Unions, Conferences, and Local Fields, Table 12 . . . . .	9	Not Currently Established . . . . .	106
Broadcast Ministries, Table 13 . . . . .	9	GM Table 2—Seventh-day Adventist Presence in Countries	
Sabbath School and Personal Ministries, Table 14 . . . . .	10	and Areas of the World . . . . .	107
Education, Table 15 . . . . .	10	GM Table 3—10/40 Window . . . . .	110
Missionaries, Table 16 . . . . .	10	Languages and Dialects in Which SDA Publications are Now in Print,	
General and Institutional Employees, Table 17 . . . . .	11	Table 32 . . . . .	111
Gender Demographics 2023, Table 18 . . . . .	11	<b>Chapter 8 - The Long View</b>	
Age Demographics 2023, Table 19 . . . . .	11	Summary of Seventh-day Adventist World Statistics, Table 33 . . . . .	114
Church Planting Projects 2023, Table 20 . . . . .	11	A General Survey of Statistical and Financial Summaries Over a Period	
Denominationally Employed Workers Classified by Type of Employment		of Years, Table 34 . . . . .	115
2023, Table 21 . . . . .	12	Total Tithe and Offerings From Date of Organization to the Present Time,	
Denominationally Employed Workers Classified by Credentials Carried 2023,		Table 35 . . . . .	116
Table 22 . . . . .	12	Sessions of the General Conference of Seventh-day Adventists, Table 36 . . . . .	118
Adventist Development and Relief Agency International (ADRA),		Officers of the General Conference of Seventh-day Adventists, Table 37 . . . . .	118
Tables 23, 24 . . . . .	14	Alphabetical Index . . . . .	119
Beneficiaries by Sector, Chart 7 . . . . .	14		

*Note—Adventist® and Seventh-day Adventist® are the registered trademarks of the General Conference of Seventh-day Adventists®.*

**KEY TO SEVENTH-DAY ADVENTIST DIVISIONS AND GC ATTACHED UNIONS/FIELD**

Table 1

ECD	East-Central Africa Division	SAD	South American Division	WAD	West-Central Africa Division
ESD	Euro-Asia Division	SPD	South Pacific Division		Attached to GC:
IAD	Inter-American Division	SID	Southern Africa-Indian Ocean Division	CHUM	Chinese Union Mission
EUD	Inter-European Division	SUD	Southern Asia Division	MENA	Middle East and North Africa Union Mission
NAD	North American Division	SSD	Southern Asia-Pacific Division	UKUC	Ukrainian Union Conference
NSD	Northern Asia-Pacific Division	TED	Trans-European Division	ISRF	Israel Field

**SCHEDULED MEETINGS**

Table 2

Meeting	Date	Location	Meeting	Date	Location
Spring Meeting . . . . .	April 8 and 9, 2025 . . . . .	Silver Spring, Maryland	Spring Meeting . . . . .	April 14 and 15, 2026 . . . . .	Silver Spring, Maryland
GC Session . . . . .	July 3 to 12, 2025 . . . . .	St. Louis, Missouri	Annual Council . . . . .	October 8 to 14, 2026 . . . . .	Silver Spring, Maryland
Annual Council . . . . .	October 9 to 15, 2025 . . . . .	Silver Spring, Maryland	Spring Meeting . . . . .	April 13 and 14, 2027 . . . . .	Silver Spring, Maryland

# **Chapter 1 - Analysis**

## ABOUT THIS REPORT: Impact of “Christ for Europe”

**About this Edition of the ASR.** On April 11, 2023, during the Spring Meeting held at the world headquarters, GC President Ted Wilson announced the Christ for Europe initiative. Two major evangelistic campaigns took place across Europe in May and September. More than 150 international evangelists signed on to cross the ocean “to preach, teach, and baptize” in more than 1,500 European locations in both months. The Christ for Europe initiative is “the most extensive outreach conducted in Europe in the history of the Adventist Church” according to Duane McKey, Adventist World Radio (AWR) president. In this edition of the Annual Statistical Report, we will explore the impact of the Christ for Europe initiative by examining the impact on accession statistics in European territories of this unprecedented campaign.

**Accession Overview.** Charts 1-3 show individual bar graphs of accessions from 2019 to 2023 for each European division participating in the Christ for Europe initiative. The purpose of these charts is to show whether the campaign has helped increase accessions in these divisions in the year 2023. In looking at the charts you will see that accessions decreased sharply in 2020, during the worst of the Covid-19 pandemic. Accessions began to rebound in 2021. By the end of 2023, accessions again increased: marginally for the Inter-European Division (up .9%), emphatically for the Trans-European Division (up 15%, though net accessions were still less than in 2019), and moderately for the Ukrainian Union Conference (up by 2%). The increase in the Trans-European Division is quite impressive since they are a smaller division, with 90,510 members, and with a population estimate of 207,671,000.



Trans-European Division baptism photo; [Adventist World](https://www.adventistworld.com), December 2, 2023

**Standard Charts.** Charts 4-6 all demonstrate that 2023 accessions have continued a steady climb from the year prior. In fact, with 1.465 million people added to the church, 2023 saw the highest number of net accessions of any year in church history, exceeding the 1.383 million added in 2018. Nearly every division saw an increase in accessions since 2022. In Chart 4, you will notice a large increase in accessions in the West-Central Africa Division with a remarkable 29% increase from 2022. Following closely is the East-Central Africa Division, with an impressive 26% increase from 2022. In Chart 5, you can see that, thanks be to God, over a 10-year span, accessions continue to increase (with the exception of the Covid year of 2020). In Chart 6, it should be highlighted that, even as accessions increased, the number of losses was 13% down on 2022, yet, with a total of 836,905 living losses, 2023 was the third highest year for net losses.

A Seventh-day Adventist statistical archive consisting of past statistical reports, tables and documents is available online at: [www.adventiststatistics.org](http://www.adventiststatistics.org).

Dr. D. J. B. Trim

—Statistics within this report compiled by  
Meredith Carter, ASR Editor,  
Roger Bello, and Monica Wortman.



Office of Archives, Statistics, and Research Staff

**Questions.** This data raises questions which are beyond the scope of this publication to answer, but that does not mean we should not ask them and invite other researchers to seek the answers. How effective was the Christ for Europe initiative overall? Was it worth the time and effort from international evangelists? Could this same approach also be successful in other divisions, such as in the African or Asian territories? What are the most effective ways to reach the post-Christian populations of Europe?

Chart 1

Inter-European Division  
2019-2023 Accessions

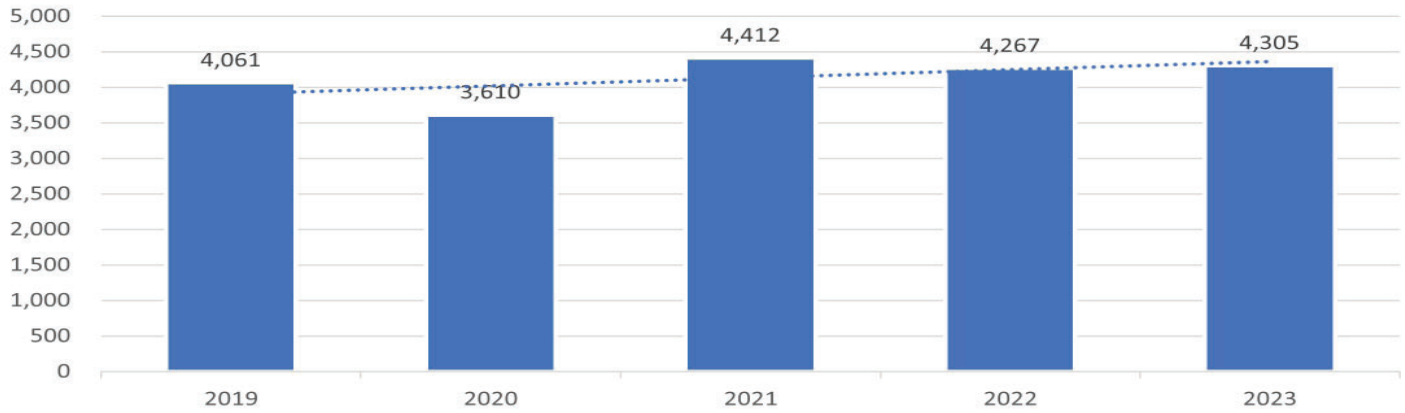


Chart 2

Trans-European Division  
2019-2023 Accessions

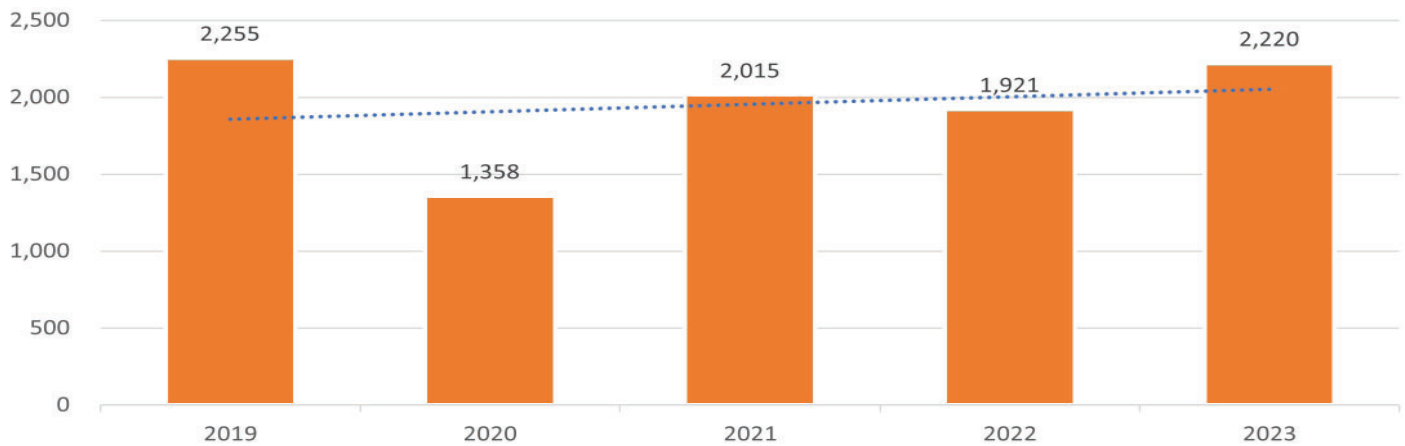
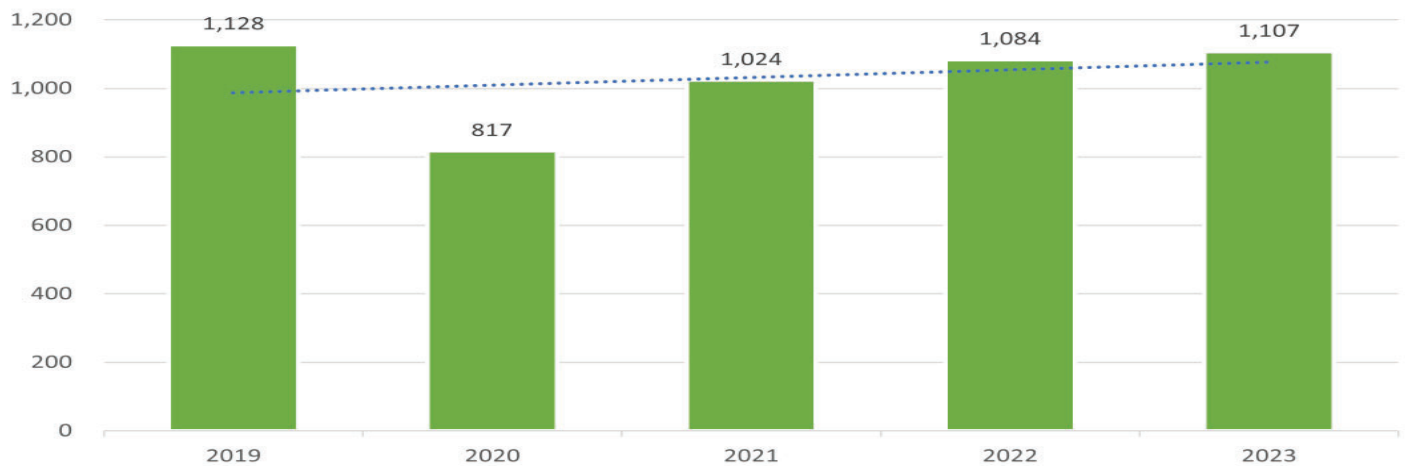


Chart 3

Ukrainian Union Conference  
2019-2023 Accessions



# GENERAL STATISTICS

Chart 4

Accessions by Division Over 5 Years

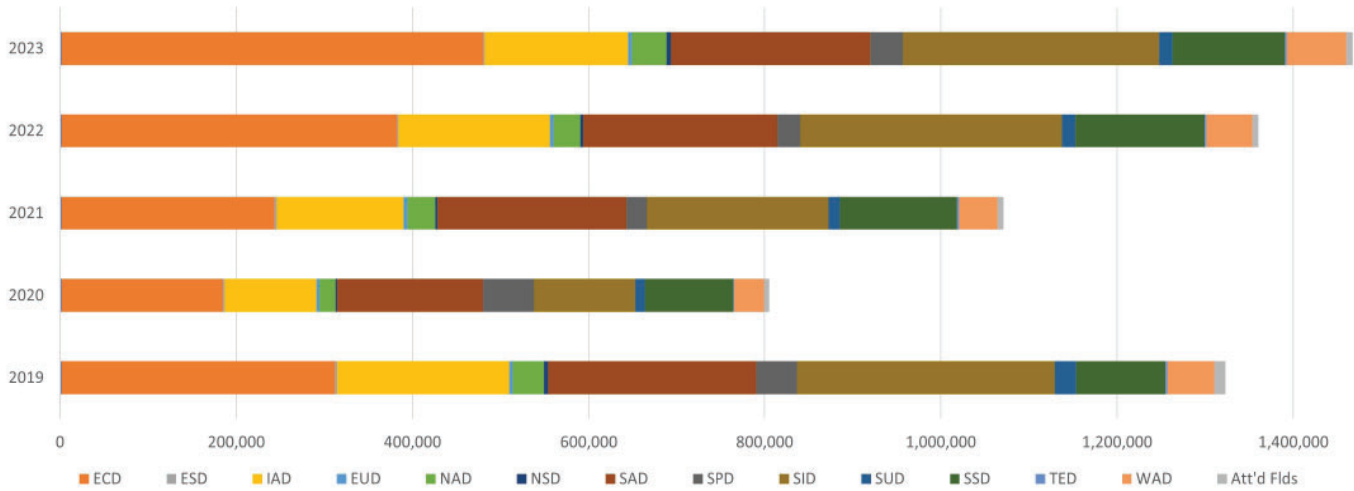


Chart 5

World Accessions Over 10 Years with 2-Year Moving Average

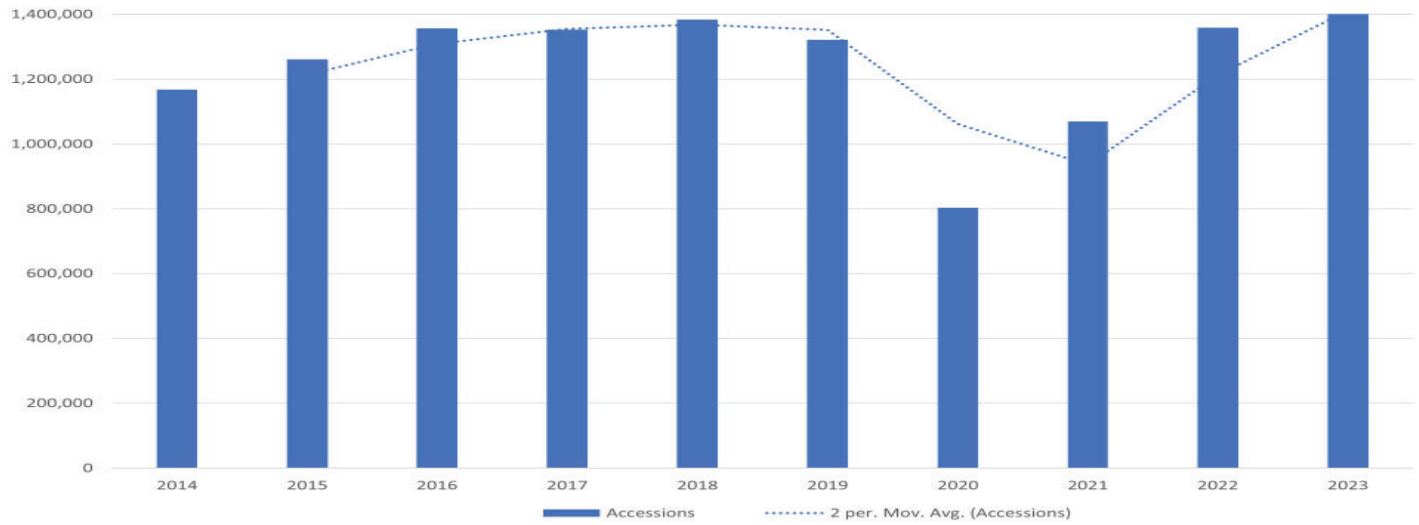
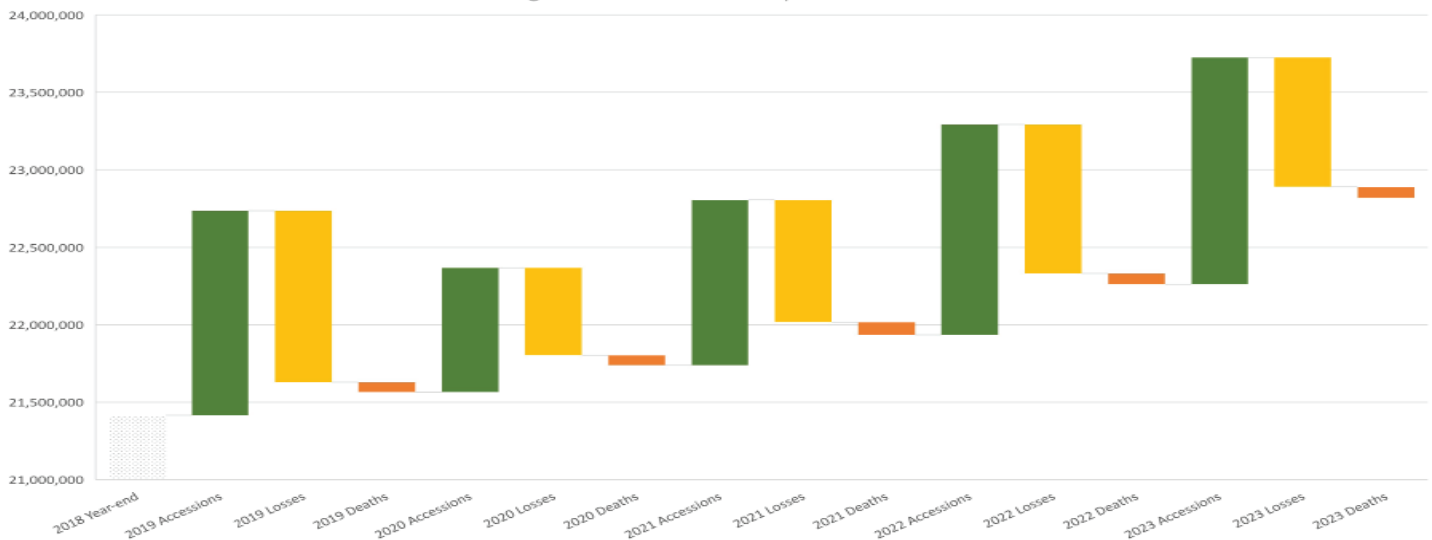


Chart 6

Changes in World Membership Over Five Years



## **Chapter 2 - Quick Picture**



**ACCESSIONS**

(Additions to the Church by Baptism and Profession of Faith) Table 3

Division/Attached Fields	2020	2021	2022	2023	2023 Accessions as Percent of World Total
East-Central Africa	183,011	241,729	380,979	478,617	32.67%
Euro-Asia	1,760	2,088	1,232	1,359	0.09%
Inter-American	104,024	144,056	171,821	162,779	11.11%
Inter-European	3,610	4,412	4,267	4,305	0.29%
North American	18,185	31,421	30,623	39,283	2.68%
Northern Asia-Pacific	2,089	2,296	2,945	5,027	0.34%
South American	165,526	214,488	220,811	226,379	15.45%
South Pacific	58,093	23,694	26,404	37,585	2.57%
Southern Africa-Indian Ocean	114,619	206,146	296,663	290,263	19.81%
Southern Asia	10,700	12,823	15,219	15,342	1.05%
Southern Asia-Pacific	100,713	133,312	146,846	127,457	8.70%
Trans-European	1,358	2,015	1,921	2,220	0.15%
West-Central Africa	34,055	43,872	52,177	67,252	4.59%
Attached to the General Conf:					
Chinese Union Mission	5,494	6,446	4,898	5,750	0.39%
Middle East and North Africa Un.	191	412	728	397	0.03%
Ukrainian Union Conf	...	...	1,084	1,107	0.08%
Israel Field	2	24	24	14	...
Totals	803,430	1,069,234	1,358,642	1,465,136	100.00%

Note—Beginning with 2015, accessions also include the "adjustments added" column.

**CHURCH MEMBERSHIP BY WORLD DIVISIONS** Table 4

Division/Attached Fields	2019	2020	2021	2022	2023
East-Central Africa	4,395,892	4,518,003	4,666,780	4,928,940	5,307,907
Euro-Asia	106,466	104,387	101,493	59,267	58,338
Inter-American	3,708,308	3,675,689	3,661,426	3,679,938	3,705,040
Inter-European	178,887	178,790	178,566	179,772	181,586
North American	1,262,927	1,265,754	1,271,642	1,234,397	1,257,884
Northern Asia-Pacific	285,711	287,255	285,664	287,673	356,203
South American	2,546,914	2,568,201	2,568,560	2,612,639	2,679,791
South Pacific	567,139	609,868	612,590	622,985	650,632
Southern Africa-Indian Ocean	4,307,726	4,242,121	4,184,684	4,036,948	4,213,158
Southern Asia	1,140,612	1,141,332	1,149,871	1,162,016	1,161,806
Southern Asia-Pacific	1,627,397	1,688,247	1,749,036	1,868,258	1,594,150
Trans-European	88,583	88,533	88,507	89,196	90,510
West-Central Africa	862,027	873,579	905,667	940,203	998,383
Attached to the General Conf:					
Chinese Union Mission	472,292	476,047	481,052	484,226	482,615
Middle East and North Africa Un.	5,120	5,375	5,789	6,426	6,852
Ukrainian Union Conf	...	...	...	40,693	39,502
Israel Field	836	811	834	829	838
Totals	21,556,837	21,723,992	21,912,161	22,234,406	22,785,195

**LOSSES** Table 5

Division/Attached Fields	2020	2021	2022	2023	2023 Losses as Percent of World Total
East-Central Africa	55,303	77,060	106,463	79,241	9.47%
Euro-Asia	1,278	1,853	981	1,048	0.13%
Inter-American	123,425	145,991	139,136	125,648	15.01%
Inter-European	1,826	2,145	1,618	1,681	0.20%
North American	7,355	15,970	59,916	9,464	1.13%
Northern Asia-Pacific	35	57	79	534	0.06%
South American	126,169	195,254	161,467	143,822	17.19%
South Pacific	13,456	18,894	13,477	8,970	1.07%
Southern Africa-Indian Ocean	172,049	253,360	435,306	105,575	12.62%
Southern Asia	8,558	2,677	1,750	4,977	0.59%
Southern Asia-Pacific	32,936	65,419	24,462	342,036	40.87%
Trans-European	676	1,185	565	747	0.09%
West-Central Africa	20,350	9,763	14,339	5,796	0.69%
Attached to the General Conf:					
Chinese Union Mission	1,167	282	943	6,649	0.79%
Middle East and North Africa Un.	4	2	39	53	0.01%
Ukrainian Union Conf	...	...	496	639	0.08%
Israel Field	...	...	...	...	...
Totals	564,587	789,912	961,037	836,880	100.00%

**TITHE AND OFFERINGS 2023\*** Table 6

Tithe and Offerings	Amount	Percent of Total	Per Capita
US\$			
Tithe	3,037,110,582	71.07%	137.90
World Mission Fund, Incl. Sabbath School	101,450,657	2.37%	4.61
Other General Conference Funds	25,973,250	0.61%	1.18
Intradivision Funds	94,928,552	2.22%	4.31
Ingathering Funds	5,730,534	0.13%	0.26
Local Church Funds	1,008,252,883	23.59%	45.78
World Totals 2023	4,273,446,458	100.00	194.03
World Totals 2022	3,822,325,252		
Increase for 2023	451,121,206		
Percentage of Increase	11.80%		

\*These funds do not include relief contributions.

**TITHE AND OFFERINGS**  
Showing Percentages of Total Table 7

Year	Tithe	World Mission Including Sabbath School, Other General Conference, and Ingathering Funds	Intradivision and Local Church Funds	Total Tithe and Offerings
US\$				
1863	8,000	100.0%	...	8,000
1870	21,822	86.0%	3,553	25,375
1880	61,857	91.2%	5,944	67,801
1890	225,434	78.6%	61,431	286,865
1900	510,259	77.1%	151,710	661,969
1910	1,338,690	60.2%	458,944	2,223,768
1920	7,195,463	60.7%	3,251,550	11,854,404
1930	6,230,362	51.4%	4,020,398	12,112,609
1940	8,071,654	56.7%	3,827,536	14,226,329
1950	27,728,250	60.4%	9,998,658	45,908,057
1960	59,132,241	59.2%	16,729,067	99,902,355
1970	124,046,447	58.7%	27,222,200	211,181,658
1980	398,880,407	62.1%	72,119,040	642,444,216
1990	659,924,400	65.2%	78,048,177	1,011,715,372
2000	1,093,239,507	65.8%	82,324,122	1,662,602,192
2010	2,037,618,294	70.2%	119,394,827	2,900,945,610
2020	2,389,079,503	73.0%	89,083,278	3,273,571,110
2021	2,665,226,483	73.1%	105,621,072	3,644,753,027
2022	2,746,392,657	71.9%	122,086,226	3,822,325,252
2023	3,037,110,582	71.1%	133,154,441	4,273,446,458
Grand Totals 161 Years	66,215,639,895		4,992,112,441	96,852,503,727
Percent of Grand Totals	68.4%		5.2%	100.0%
Total Tithe and Offerings Per Capita 2023				\$194.03

**ACCESSION RATES** Table 8

Year	Accessions Per Day	Accessions Per Hour	Accessions Per Minute	New Churches Per Hour
2005	2,896.24	120.68	2.01	0.28
2006	3,031.96	126.33	2.11	0.18
2007	2,849.12	118.71	1.98	0.25
2008	2,829.66	117.90	1.97	0.22
2009	2,889.29	120.39	2.01	0.26
2010	2,876.89	119.87	2.00	0.22
2011	3,118.41	129.93	2.17	0.22
2012	3,051.54	127.15	2.12	0.25
2013	2,987.60	124.48	2.07	0.24
2014	3,196.46	133.19	2.22	0.28
2015	3,452.10	143.84	2.40	0.31
2016	3,713.83	154.74	2.58	0.30
2017	3,704.12	154.34	2.57	0.27
2018	3,787.62	157.82	2.63	0.24
2019	3,616.83	150.70	2.51	0.28
2020	2,199.67	91.65	1.53	0.20
2021	2,927.40	121.98	2.03	0.28
2022	3,719.76	154.99	2.58	0.29
2023	4,011.32	167.14	2.79	0.34

SUMMARY OF INSTITUTIONS

Table 9

Year	Tertiary Inst., Wkr. Tr. Inst., and Sec. Schools	Food Industries	Hospitals and Sanitariums	Nrsng/ Ret, Orphngs/ Children's Homes	Medical & Dental Clinics/ Dispensaries	Media Centers	Publishing Houses and Branches	Totals
1900..	25	...	27	...	...	...	13	65
1920..	97	...	33	...	8	...	45	183
1930..	201	25	51	...	55	...	67	399
1940..	251	29	90	...	68	...	83	521
1950..	283	32	106	...	57	...	43	521
1960..	370	26	108	30	102	...	42	678
1970..	512	27	139	49	152	...	48	927
1980..	882	20	153	80	266	...	50	1,451
1990..	995	28	154	71	322	4	58	1,632
2000..	1,255	26	174	158	393	9	56	2,072*
2010..	1,993	20	173	168	216	14	63	2,648*
2015..	2,493	19	180	142	441	16	61	3,353*
2019..	2,787	23	227	148	673	16	60	3,935*
2020..	2,796	22	229	144	1,603	18	57	4,870*
2021..	2,868	22	230	131	2,034	19	57	5,362*
2022..	2,939	23	232	140	1,557	19	57	4,968*
2023..	3,161	24	244	151	1,840	21	57	5,499*

\*Includes Adventist Risk Mgmt., Inc., which achieved General Conference institutional status in 1996.

GENERAL SURVEY OF ORGANIZATIONS

Table 11

Year	Union Conferences and Missions	Local Conferences and Missions	Churches	Primary Schools	Institutions	Total Organizations
1863.....	...	6	125	...	1	132
1870.....	...	11	179	...	2	192
1880.....	...	32	640	...	5	677
1890.....	...	42	1,016	...	15	1,073
1900.....	2	87	1,892	220	65	2,266
1910.....	23	193	2,769	594	188	3,767
1920.....	46	301	4,541	966	183	6,037
1930.....	71	430	6,741	2,077	399	9,718
1940.....	69	330	8,924	2,752	521	12,596
1950.....	80	370	10,237	4,277	521	15,485
1960.....	74	356	12,975	4,463	678	18,546
1970.....	75	379	16,505	4,045	927	21,931
1980.....	80	377	21,555	4,127	1,451	27,590
1990.....	87	451	31,654	4,267	1,632	38,091
2000.....	92	489	48,987	4,809	2,072	56,449
2010.....	119	585	70,188	5,813	2,648	79,353
2020.....	138	731	92,876	6,623	4,870	105,238
2023.....	140	754	100,760	7,220	5,499	114,373

Note—As of 2008, 'Unions of Churches' are being counted as unions, no longer as local conferences.

HEALTHCARE INSTITUTIONS

Table 10

Year	Institutions			Total Employees
	Hospitals and Sanitariums	Medical & Dental Clinics/ Dispensaries	Nrsng Homes, Retirement Centers, Orphanages, Children's Homes	
1880.....	2	...	...	165
1920.....	33	8	...	2,225
1940.....	90	68	...	6,184
1960.....	108	102	30	13,429
1980.....	153	266	80	54,941
1990.....	154	322	71	57,411
2000.....	174	393	158	85,307
2010.....	173	216	168	112,578
2017**.....	...	...	...	...
2018.....	211	440	132	142,595
2019.....	227	673	148	143,916
2020.....	229	1,603	144	151,732
2021.....	230	2,034	131	160,341
2022.....	232	1,557	140	174,394
2023.....	244	1,840	151	186,866

\*\* No Report.

COUNT OF UNIONS, CONFERENCES, AND LOCAL FIELDS

Table 12

DIVISION	Union Conferences	Union Missions	Union of Churches Conferences	Union of Churches Missions	Local Conferences	Local Missions
East-Central Africa.....	3	10	...	...	18	68
Euro-Asia.....	1	3	2	1	9	13
Inter-American.....	11	13	...	...	109	47
Inter-European.....	6	...	5	...	20	...
North American.....	9	...	...	...	57	2
Northern Asia-Pacific.....	2	2	...	...	8	12
South American.....	4	10	...	2	56	33
South Pacific.....	2	2	...	...	12	19
Southern Africa-Indian Ocean.....	9	3	...	...	37	14
Southern Asia.....	...	7	...	...	8	40
Southern Asia-Pacific.....	4	5	...	...	15	41
Trans-European.....	7	...	4	...	19	6
West-Central Africa.....	5	5	...	...	56	22
Attached to General Conf.....	1	2	...	...	9	4
World Total 2023.....	64	62	11	3	433	321
World Total 2022.....	65	60	11	3	424	327
Group Totals 2023.....	...	140	...	...	754	...
Group Totals 2022.....	...	139	...	...	751	...

BROADCAST MINISTRIES

Table 13

Year	AM/FM and Internet Radio Stations Owned and Operated by SDA Church		No. of Hours Broadcast Annually "Purchased" on Other Radio Stations	TV Channels (Including Internet) Owned and Operated by SDA Church		No. of Hours Broadcast Annually "Purchased" on Other TV Stations	Media Centers /Production Studios					Adventist World Radio (AWR)				
	No. of Radio Stations	No. of Hours Broadcast Annually (SDA owned)		No. of TV Stations/Channels	No. of Hours Broadcast Annually (SDA Owned)		No. of Media Centers/ Production Studios	No. of Languages Produced	Radio Programs: No. of Hours Produced Annually	No. of Audio Podcasts Published on the Internet Annually	TV Programs: No. of Hours Produced Annually	No. of TV Podcasts Published on the Internet Annually	No. of Broadcast Languages	No. Hours Broadcast Annually	No. of Radio Programs Produced Annually	No. of Audio Podcast Downloads
1960...	1,389*	...	...	184*	...	...	...	...	...	...	...	...	...	...	...	...
1970...	4,476*	...	...	435*	...	...	...	...	...	...	...	...	...	...	...	...
1980...	3,328	...	...	343	...	...	...	...	...	...	...	...	...	...	...	...
1990...	1,227	...	...	143	...	...	...	...	...	...	...	...	...	...	...	...
2000...	3,456	...	...	4,372*	...	...	...	...	...	...	...	...	...	...	...	...
2010...	710	...	...	775	...	...	...	...	...	...	70	36,297	19,674	...	...	...
2020...	1,554	6,756,506	193,611	1,030	4,048,978	91,605	231	285	197,633	46,504	74,781	49,943	82	31,618	33,404	data unavailable
2021...	1,978	7,007,739	137,165	994	4,340,211	134,158	329	336	298,558	65,350	81,780	46,566	82	29,436	27,435	data unavailable
2022...	1,855	6,288,956	220,966	1,081	503,383	37,906	509	302	374,615	78,882	69,737	29,659	88	32,764	24,662	data unavailable
2023...	2,029	6,992,233	304,101	926	580,832	123,139	422	8,986	537,788	63,943	84,708	47,233	88	32,369	20,422	data unavailable

\*Includes number of broadcasts per week.

Note—NAD did not report in 2010.

SABBATH SCHOOL AND PERSONAL MINISTRIES

Table 14

Year	Bible School Enrollments	Bible School Graduates	Lay Crusades/ Seminars	Lay Bible Studies	Baptisms*	Pieces of Literature Distributed	Community Services Units	Ingathering Funds	Sabbath Schools +	Sabbath School Attendance ++	Percent of Church Membership	Investment Offerings	Sabbath School Mission Offerings	SS Mission Offerings as Percent of Tithe
								US\$				US\$	US\$	
1880	...	...	...	...	...	...	...	...	451	11,821	75.92%	...	2,784	4.50%
1890	...	...	...	...	...	...	...	...	1,414	33,783	113.71%	...	28,643	12.71%
1900	...	...	...	...	...	...	...	...	2,334	50,804	67.05%	...	46,794	9.17%
1910	...	...	...	...	...	...	...	96,964**	4,151	101,161	96.78%	...	138,038	10.31%
1920	...	...	...	...	19,683	...	...	686,700	6,151	195,663	105.51%	...	1,441,962	20.04%
1930	...	...	...	...	28,536	...	...	1,290,854	9,966	382,743	121.79%	67,367	1,870,343	30.02%
1940	...	...	...	...	36,289	...	...	1,326,120	14,817	618,507	122.54%	108,350	1,765,277	21.87%
1950	...	...	...	...	68,510	...	...	4,125,463	16,694	952,229	125.82%	401,419	4,828,091	17.41%
1960	277,344	92,142	...	...	90,404	...	...	7,274,440	22,617	1,682,983	135.17%	786,242	8,162,705	13.80%
1970	486,235	161,467	...	...	157,766	...	...	10,598,152	30,601	2,607,713	127.09%	2,255,554	14,420,872	11.63%
1980	700,777	314,146	52,877	9,184,988	193,783	...	...	16,356,170	41,906	4,144,386	119.07%	4,704,254	34,564,983	8.67%
1990	290,736	166,527	141,239	11,586,376	215,407	32,271,391	16,698	15,616,983	76,323	8,011,268	119.66%	4,640,765	40,388,328	6.12%
2000	1,092,963	481,160	202,263	9,308,661	486,378	74,023,800	135,787	9,622,709	120,865	14,513,424	124.18%	4,405,364	44,986,478	4.11%
2010	584,728	198,034	251,691	5,558,014	514,734	59,354,723	116,966	11,067,178	140,694	19,368,905	114.45%	4,141,977	61,362,489	3.01%
2020	394,124	218,657	261,577	2,750,909	639,792	48,054,042	451,177	5,606,696	...	5,634,242	...	4,861,327	54,304,774	2.27%
2021	286,508	111,194	241,987	1,950,523	669,661	37,272,524	189,789	5,207,015	...	5,965,091	...	6,097,685	65,574,234	2.46%
2022	396,348	123,624	445,051	4,799,798	736,839	39,602,733	205,329	5,422,704	...	7,375,500	...	7,420,337	73,384,526	2.67%
2023	430,049	157,790	266,031	2,676,903	903,091	15,588,794	734,903	5,730,534	...	7,872,775	...	2,001,649	85,657,878	2.82%
Total Ingathering Funds 1908-2023								US \$	809,058,504					

\*Persons baptized as a direct result of outreach by lay members. \*\*1908-1910. +Beginning with 2011, number of Sabbath Schools are no longer collected. ++In 2012, Sabbath School Membership was changed to Sabbath School Attendance. Since that time the reporting has been incomplete. Note—Because of the Combined Offering Plan, not all divisions are reporting SS Mission Offerings separately.

EDUCATION

Table 15

Year	Tertiary Institutions			Worker Training Institutions			Secondary Schools			Primary Schools		
	Institutions	Teachers	Enrollment	Institutions	Teachers	Enrollment	Schools	Teachers	Enrollment	Schools*	Teachers	Enrollment*
1880	1	14	52	...	...	...	...	5	353	2	3	99
1900	8	100	1,590	...	...	...	18	134	810	220	250	5,000
1920	19	1,020 +	1,616	...	...	...	40	...	7,924	966	1,273	28,555
1930	31	1,794 +	4,124	...	...	...	70	...	10,524	2,077	2,547	78,533
1940	35	2,782 +	6,989	...	...	...	90	...	12,196	2,752	3,752	107,576
1950	47	3,881 +	15,502	...	...	...	126	...	20,382	4,277	6,108	187,922
1960	51	1,305	16,513	...	...	...	309	3,456	43,041	4,463	8,437	235,887
1970	77	1,917	24,540	...	...	...	398	4,392	60,952	4,045	10,235	286,600
1980	76	3,619	32,882	... +	... +	... +	806 +	6,156 +	111,927 +	4,127	16,079	494,488
1990	76	3,407	42,562	32	...	2,913	887	10,662 +	150,540	4,267	27,259	540,647
2000	94	4,648	65,589	35	419	8,868	1,126	17,492	257,937	4,809	33,367	732,698
2010	111	11,289	131,516	59	694	8,862	1,823	30,805	494,324	5,813	44,057	1,034,052
2020	118	14,256	160,997	38	547	7,159	2,640	42,083	587,283	6,623	56,752	1,268,405
2021	118	14,221	141,115	51	702	12,462	2,699	39,792	608,831	6,721	56,767	1,302,353
2022	107	15,045	144,277	39	654	10,086	2,793	40,115	615,171	6,897	61,301	1,404,352
2023	107	15,239	141,242	39	977	16,265	3,161	42,000	655,956	7,220	63,407	1,516,641

\*Prior to 1996, figures were based on Department of Education and conference or mission secretaries' reports. +Separate figures for tertiary institutions, worker training institutions, and secondary schools were not available.

MISSIONARIES

Table 16

Year	New Missionary Arrivals*						Missionaries Currently Serving						ISE Permanent Returnees ****
	ISE Appointees **	ISE Unassigned Spouses	Volunteers ***	Global Mission Pioneers+	Other Missionaries++	Total	ISE Appointees **	ISE Unassigned Spouses	Volunteers ***	Global Mission Pioneers+	Other Missionaries++	Total	
1958	266	...	...	...	...	266	...	...	...	...	...	266	...
1960	270	...	...	...	...	270	...	3	...	...	...	273	...
1970	470	...	...	...	...	470	...	125	...	...	...	595	...
1980	356	...	...	...	...	356	1,388	...	763	...	...	2,151	326
1990	369	...	...	...	...	369	1,089	...	1,087	...	...	2,176	279
2000	169	...	518	...	...	687	1,138	...	1,526	...	...	2,664	135
2010	107	...	719	98	...	924	860	...	1,358 ‡	1,142	...	3,360 ‡	109
2020	48	15	376	...	527	966	617	121	848	1,754	1,812	5,152	82
2021	52	13	868	...	273	1,206	593	124	1,152	1,611	1,626	5,106	95
2022	39	6	582	...	853	1,480	556	119	774 ‡	1,490	2,225 ‡	5,164 ‡	86
2023	41	9	582	...	662	1,294	542	113	741	1,361	2,045	4,801	71

\*Includes intradivision (where divisions have defined mission territories) and interdivision arrivals \*\*New ISEs (International Service Employees) and spouses employed this year. Unassigned spouses were included in this column until 2013. \*\*\*Adventist Volunteer Services [AVS] and others are included. Figures for years 1960 to 1990 reflect new AVS arrivals. Figures for 2000 onward reflect AVS currently serving. \*\*\*\*Initial Permanent Returnees only. +Global Mission Pioneers remain in their own country. ++Other Missionaries include: Tentmakers, Contract Workers (working in a foreign country, but not ISEs), 1000 Missionary Movement Workers, Pioneer Missionary Movement Workers, Waldensian Students, special Mission Refocus missionaries, and other Intra-Division and Inter-Union Workers where not already reported in the VividFaith database. +++ISEs and spouses currently employed. Unassigned spouses were included in this count until 2013. ‡Revised.

**GENERAL AND INSTITUTIONAL EMPLOYEES** Table 17

Year	General Employees	Institutional Employees	Full Time Employees	Part Time Employees	Casual Employees	Total/Active Employees
1863	30	...	...	...	...	30
1870	72	...	...	...	...	72
1880	260	...	...	...	...	260
1900	1,500	...	...	...	...	1,500
1920	5,896	4,853	...	...	...	10,749
1930	10,599	7,926	...	...	...	18,525
1940	14,270	11,438	...	...	...	25,708
1950	20,274	14,860	...	...	...	35,134
1960	23,479	22,091	...	...	...	45,570
1970	26,092	35,892	...	...	...	61,984
1980	34,814	51,025	...	...	...	85,839
1990	41,876	75,294	...	...	...	117,170
2000	54,843	108,912	...	...	...	163,755
2010	75,053	138,713	...	...	...	213,766
2020	108,584	213,536	292,599	18,429	11,092	322,120
2022	110,905	241,609	320,612	19,363	12,539	352,514
2023	114,058	235,421	314,991	21,020	13,468	349,479

Note—Prior to 1970, honorary employees were included. No Literature Evangelists are included.

**GENDER DEMOGRAPHICS 2023** Table 18

Division/Attached Fields	Male		Female		Unstated	
	Number	%	Number	%	Number	%
East-Central Africa	1,141,865	39.02%	1,578,820	53.95%	205,962	7.04%
Euro-Asia	17,160	29.47%	41,060	70.53%	...	...
Inter-American	1,357,090	47.07%	1,525,174	52.90%	923	0.03%
Inter-European	71,289	39.74%	102,945	57.39%	5,159	2.88%
North American	512,908	40.73%	665,525	52.85%	80,758	6.41%
Northern Asia-Pacific	133,482	40.88%	192,478	58.95%	544	0.17%
South American	2,317,502	43.24%	3,041,112	56.74%	968	0.02%
South Pacific	33,423	39.31%	43,578	51.25%	8,027	9.44%
Southern Africa-Indian Ocean	1,067,655	26.45%	1,557,981	38.60%	1,410,894	34.95%
Southern Asia	...	...	...	...	...	...
Southern Asia-Pacific	677,453	44.53%	758,523	49.86%	85,403	5.61%
Trans-European	33,609	37.22%	52,002	57.59%	4,692	5.20%
West-Central Africa	327,659	46.06%	377,666	53.09%	6,102	0.86%
Attached to the General Conf:						
Chinese Union Mission	4,752	0.98%	9,204	1.91%	468,659	97.11%
Middle East and North Africa Un.	...	...	...	...	...	...
Ukrainian Union Conf.	12,685	32.11%	26,817	67.89%	...	...
Israel Field	186	22.09%	391	46.44%	265	31.47%
Totals	7,708,718	38.62%	9,973,276	49.97%	2,278,356	11.41%

**AGE DEMOGRAPHICS 2023**

Table 19

Division/Attached Fields	Up to 20		21-35		36-50		51-65		66-80		Over 80		Unknown	
	Number	%	Number	%	Number	%	Number	%	Number	%	Number	%	Number	%
East-Central Africa	1,394,349	30.72%	1,134,823	25.00%	704,206	15.52%	341,214	7.52%	125,162	2.76%	48,146	1.06%	790,863	17.42%
Euro-Asia	2,406	4.13%	7,794	13.37%	14,046	24.09%	14,366	24.64%	13,317	22.84%	5,759	9.88%	623	1.07%
Inter-American	637,757	22.12%	787,732	27.33%	626,525	21.73%	448,908	15.57%	250,861	8.70%	129,886	4.51%	923	0.03%
Inter-European	62,447	29.73%	19,485	9.28%	33,953	16.17%	37,278	17.75%	29,312	13.96%	15,056	7.17%	12,497	5.95%
North American	78,541	6.24%	186,623	14.82%	214,694	17.05%	210,948	16.75%	150,962	11.99%	55,941	4.44%	361,404	28.70%
Northern Asia-Pacific	25,694	7.93%	57,540	17.75%	71,494	22.06%	73,334	22.62%	51,234	15.81%	42,443	13.09%	2,392	0.74%
South American	551,660	20.59%	649,729	24.25%	580,854	21.68%	462,131	17.25%	281,189	10.49%	120,679	4.50%	33,549	1.25%
South Pacific	2,342	3.17%	6,882	9.32%	6,759	9.15%	5,793	7.84%	4,385	5.94%	2,055	2.78%	45,640	61.80%
Southern Africa-Indian Ocean	287,225	11.20%	869,077	33.90%	545,541	21.28%	326,008	12.72%	137,717	5.37%	108,922	4.25%	289,463	11.29%
Southern Asia	...	...	...	...	...	...	...	...	...	...	...	...	...	...
Southern Asia-Pacific	235,650	18.47%	373,375	29.27%	239,844	18.80%	158,786	12.45%	79,603	6.24%	100,654	7.89%	87,781	6.88%
Trans-European	2,684	3.05%	9,344	10.64%	14,064	16.01%	14,153	16.11%	9,120	10.38%	4,314	4.91%	34,181	38.90%
West-Central Africa	80,564	11.32%	268,062	37.68%	194,260	27.31%	108,629	15.27%	43,008	6.05%	10,937	1.54%	5,967	0.84%
Attached to the General Conf:														
Chinese Union Mission	283	0.06%	1,702	0.35%	3,003	0.62%	4,076	0.84%	2,528	0.52%	503	0.10%	470,520	97.49%
Middle East and North Africa Un.	...	...	...	...	...	...	...	...	...	...	...	...	...	...
Ukrainian Union Conf.	1,243	3.15%	5,655	14.32%	9,212	23.32%	10,443	26.44%	9,272	23.47%	3,677	9.31%	...	...
Israel Field	4	3.57%	5	4.46%	20	17.86%	23	20.54%	38	33.93%	9	8.04%	13	11.61%
Totals	3,362,849	19.57%	4,377,828	25.47%	3,258,475	18.96%	2,216,090	12.89%	1,187,708	6.91%	648,981	3.78%	2,135,816	12.43%

**CHURCH PLANTING PROJECTS 2023** Table 20

Division/Attached Fields	2023	2023 Church Planting Projects as Percent of World Total
East-Central Africa	1,159	23.54%
Euro-Asia	29	0.59%
Inter-American	87	1.77%
Inter-European	45	0.91%
North American	404	8.20%
Northern Asia-Pacific	46	0.93%
South American	392	7.96%
South Pacific	...	...
Southern Africa-Indian Ocean	72	1.46%
Southern Asia	519	10.54%
Southern Asia-Pacific	651	13.22%
Trans-European	79	1.60%
West-Central Africa	1,300	26.40%
Attached to the General Conf:		
Chinese Union Mission	40	0.81%
Middle East and North Africa Un.	98	1.99%
Ukrainian Union Conf.	3	0.06%
Israel Field	...	...
Totals	4,924	100.00%

DENOMINATIONALLY EMPLOYED WORKERS CLASSIFIED BY TYPE OF EMPLOYMENT 2023

Table 21

Organization	General Employees																Institutional Employees			
	Evangelistic and Pastoral Employees						Administrative, Promotional, Office, and Miscellaneous Employees						Primary School Teachers			Bible Instructors		Tertiary Inst., Worker Training Inst., and Secondary School Teachers		
	Ordained		Licensed		Other		Ordained		Other											
	FT	PT	FT	PT	FT	PT	FT	PT	FT	PT	C	FT	PT	C	FT	PT	FT	PT	C	
General Conference	8	...	...	...	...	...	108	...	3,104	106	442	8	...	...	...	...	263	...	...	
East-Central Africa	2,113	...	1,574	...	633	104	124	...	2,914	219	96	1,860	91	48	26	...	2,025	163	71	
Euro-Asia	301	2	162	...	103	10	72	...	314	80	25	17	1	...	1	1	44	6	...	
Inter-American	1,808	...	1,427	2	225	...	594	...	3,470	254	98	3,412	569	2	114	8	3,043	1,312	94	
Inter-European	614	22	165	10	155	...	312	2	721	233	10	26	57	9	13	2	47	31	8	
North American	2,782	74	721	59	280	438	482	18	3,036	3,987	2,336	2,523	707	768	18	88	1,318	461	306	
Northern Asia-Pacific	745	...	169	...	257	8	96	...	415	9	7	602	41	...	45	...	1,065	111	...	
South American	2,908	...	1,055	...	9	...	842	...	11,085	...	...	11,929	...	...	712	...	6,243	...	...	
South Pacific	862	15	460	9	573	61	148	6	923	479	572	1,285	386	270	22	12	1,238	246	287	
Southern Africa-Indian Ocean	989	2	454	3	261	38	289	...	1,619	234	42	409	...	...	7	...	602	23	...	
Southern Asia	544	...	276	...	621	...	162	...	773	...	...	1,692	...	...	184	...	1,532	...	...	
Southern Asia-Pacific	1,473	5	955	22	448	22	455	...	2,035	59	177	3,229	353	227	66	9	2,779	375	64	
Trans-European	317	11	51	3	200	25	76	...	274	61	...	67	4	...	19	6	89	34	...	
West-Central Africa	1,044	5	251	20	513	43	169	...	1,024	164	116	799	148	1	32	...	2,321	715	268	
Attached Fields:																				
Chinese Union Mission	167	...	17	...	4,711	...	10	...	93	...	...	...	...	...	...	...	342	...	...	
Middle East and North Africa Union	29	1	18	...	78	11	14	1	44	21	...	18	2	...	...	...	39	5	...	
Ukrainian Union Conference	192	...	107	12	39	11	43	...	124	41	10	155	28	...	22	119	171	22	1	
Israel Field	8	...	...	...	...	...	...	...	...	...	...	...	...	...	...	...	...	...	...	
World Totals 2023	16,904	137	7,862	140	9,106	771	3,996	27	31,968	5,947	3,931	28,031	2,387	1,325	1,281	245	23,161	3,504	1,099	
World Totals 2022	16,806	145	7,381	118	9,311	1,181	3,766	17	30,564	5,663	3,652	27,756	2,154	1,096	1,197	98	24,301	2,745	1,558	

\*Employees of Adventist Risk Management, Incorporated. Literature Evangelists in this table are credentialed and licensed, interns, and part time.  
 Note—SID did not report in 2023; statistics repeated from 2022.

DENOMINATIONALLY EMPLOYED WORKERS CLASSIFIED BY CREDENTIALS CARRIED 2023

Table 22

Organization	Ministerial Credential			Commissioned Minister Credential	Commissioned Ministry of Teaching Credential	Administrative Ministries Credential	Missionary Credential			Ministerial License				
	Active		Honorary/Emeritus				Active		Honorary/Emeritus					
	FT	PT					FT	PT						
General Conference	168	1	96	13	...	268	...	207	...	1,167	2	...	17	...
East-Central Africa	2,344	...	1,800	413	...	1,365	...	329	...	2,166	...	...	1,847	...
Euro-Asia	385	2	176	5	...	13	1	77	9	115	13	171	166	...
Inter-American	2,502	...	519	98	4	1,312	716	156	...	3,480	17	693	1,561	2
Inter-European	958	28	535	99	8	90	21	48	6	375	83	43	170	10
North American	3,439	103	1,510	209	6	2,490	58	689	15	1,884	175	37	823	80
Northern Asia-Pacific	929	...	357	12	...	435	...	87	...	1,006	3	273	185	...
South American	3,974	...	913	...	...	...	...	...	...	1,797	...	1,001	1,187	...
South Pacific	1,041	21	279	54	10	1,347	246	203	15	502	80	...	488	16
Southern Africa-Indian Ocean	1,320	5	436	85	...	505	2	123	13	1,523	3	...	713	3
Southern Asia	718	...	270	53	...	583	...	22	...	437	...	...	286	...
Southern Asia-Pacific	2,057	5	197	...	...	...	...	3	...	7,464	25	...	1,060	22
Trans-European	415	11	196	65	7	41	7	44	5	157	36	123	58	3
West-Central Africa	1,308	5	...	192	...	887	36	147	...	1,593	13	...	433	99
Attached Fields:														
Chinese Union Mission	177	...	7	24	...	52	...	14	...	76	...	...	19	...
Middle East and North Africa Union	49	2	...	1	...	16	1	10	...	47	14	...	19	...
Ukrainian Union Conference	249	...	198	9	6	...	...	11	2	27	...	...	130	12
Israel Field	8	...	...	...	...	...	...	...	...	...	...	...	...	...
World Totals 2023	22,041	183	7,489	1,332	41	9,404	1,088	2,170	65	23,816	464	2,341	9,162	247
World Totals 2022	21,721	182	7,439	1,257	46	10,102	315	2,035	51	23,637	443	2,432	8,603	254

DENOMINATIONALLY EMPLOYED WORKERS CLASSIFIED BY TYPE OF EMPLOYMENT 2023 (CONT'D)

Institutional Employees (Cont'd)																		Total Active Employees				All Literature Evangelists		
Others in Educational Institutions			Food Industry Employees			Hospital and Sanitarium Employees			Others in Healthcare Institutions			Media Center Employees			Publishing House and Branch Employees			Other Institutional Employees*		All Full Time Employees	All Part Time Employees		All Casual Employees	All Active Employees
FT	PT	C	FT	PT	C	FT	PT	C	FT	PT	C	FT	PT	C	FT	PT	C	FT	PT					
1,696	233	2,543	...	...	...	8,685	1,300	744	36	1	...	...	...	...	...	...	...	105	...	14,013	1,640	3,729	19,382	...
711	87	36	21	...	2	746	104	53	172	50	40	160	...	1	146	...	54	...	...	13,225	818	401	14,444	7,330
17	...	...	...	...	...	14	1	...	18	...	3	42	3	...	42	7	...	...	...	1,147	111	28	1,286	276
2,815	294	36	706	33	...	1,879	102	...	158	4	...	97	6	9	123	...	...	...	...	19,871	2,584	239	22,694	1,518
119	16	2	51	22	...	57	13	...	76	327	4	81	28	...	32	17	41	...	...	2,469	780	74	3,323	183
2,121	1,163	777	3	...	...	111,122	19	...	11,492	36	...	147	46	15	101	15	7	...	...	136,146	7,111	4,209	147,466	15
296	83	...	391	20	...	3,499	226	103	389	368	...	13	...	...	50	2	...	...	...	8,032	868	110	9,010	131
16,787	...	...	1,639	...	...	9,080	...	...	177	...	...	723	...	...	878	...	...	45	...	64,112	...	...	64,112	1,457
423	389	312	1,093	159	161	...	...	...	1,142	1,929	1,244	37	20	6	22	6	11	...	...	8,228	3,717	2,863	14,808	472
303	140	9	...	...	...	977	6	14	348	12	...	72	14	4	119	4	...	...	...	6,449	476	69	6,994	4,237
808	...	...	...	...	...	710	...	...	95	...	...	20	...	...	43	...	...	...	...	7,460	...	...	7,460	264
575	18	51	16	...	...	4,869	44	325	40	...	67	56	2	1	194	...	3	...	...	17,193	909	912	19,014	4,773
99	43	...	...	...	...	39	2	17	98	77	10	23	3	...	42	3	...	5	1	1,399	273	27	1,699	7
174	156	53	...	...	...	255	...	73	6	17	...	6	2	6	56	...	50	...	...	6,650	1,270	567	8,487	388
101	16	15	...	...	...	1,583	28	170	...	...	...	...	...	...	...	...	...	...	...	7,024	44	185	7,253	...
29	1	...	42	1	...	...	...	...	...	...	...	5	1	...	...	...	...	...	...	316	44	...	360	...
172	37	...	...	...	...	108	61	19	5	3	...	88	20	25	23	21	...	...	...	1,249	375	55	1,679	112
...	...	...	...	...	...	...	...	...	...	...	...	...	...	...	...	...	...	...	...	8	...	...	8	...
27,246	2,676	3,834	3,962	235	163	143,623	1,906	1,518	14,252	2,824	1,368	1,570	145	67	1,871	75	166	155	1	314,991	21,020	13,468	349,479	21,163
23,807	2,310	3,444	4,002	253	247	156,111	2,012	1,392	12,100	2,468	1,075	1,462	134	51	1,877	64	24	171	1	320,612	19,363	12,539	352,514	23,607

\*Includes those employees with a "Teachers License."

DENOMINATIONALLY EMPLOYED WORKERS CLASSIFIED BY CREDENTIALS CARRIED 2023 (CONT'D)

Commissioned Minister License		Commissioned Ministry of Teaching License		Administrative Ministries License		Missionary License		All Other Employees (Employees with no credential or license)*			Total Active Employees			All Active Employees	Literature Evangelists Cred. and License	Honorary/ Emeritus Credential
FT	PT	FT	PT	FT	PT	FT	PT	FT	PT	Casual	FT	PT	Casual			
2	...	15	...	8	...	239	1	11,909	1,636	3,729	14,013	1,640	3,729	19,382	...	104
498	...	1,466	...	113	...	777	...	1,907	818	401	13,225	818	401	14,444	2,014	1,800
...	...	34	4	14	8	44	5	294	69	28	1,147	111	28	1,286	9	375
18	9	504	2	63	1	2,094	33	8,083	1,800	239	19,871	2,584	239	22,694	433	1,529
47	6	25	50	50	29	265	43	342	496	74	2,469	780	74	3,323	105	628
112	19	964	45	147	14	1,315	318	124,074	6,278	4,209	136,146	7,111	4,209	147,466	7	1,676
5	...	60	...	7	...	961	...	4,345	865	110	8,032	868	110	9,010	37	630
...	...	...	...	...	...	492	...	56,662	...	...	64,112	...	...	64,112	272	1,983
38	4	645	121	98	18	392	122	3,420	3,064	2,863	8,228	3,717	2,863	14,808	93	312
19	25	190	...	65	1	666	8	1,240	416	69	6,449	476	69	6,994	1,423	436
4	...	384	...	3	...	1,975	...	2,995	...	...	7,460	...	...	7,460	70	785
...	...	...	...	...	...	2,711	314	3,898	543	912	17,193	909	912	19,014	1,029	197
27	5	4	24	18	5	188	33	382	137	27	1,399	273	27	1,699	7	375
43	2	256	3	23	...	714	49	1,054	1,063	567	6,650	1,270	567	8,487	143	3
...	...	20	...	2	...	4,778	...	1,862	44	185	7,024	44	185	7,253	...	7
1	...	...	...	...	...	20	6	153	21	...	316	44	...	360	...	...
20	...	...	...	7	2	15	14	781	339	55	1,249	375	55	1,679	21	198
...	...	...	...	...	...	...	...	...	...	...	8	...	...	8	...	...
834	70	4,567	249	618	78	17,646	946	223,401	17,589	13,468	314,991	21,020	13,468	349,479	5,663	11,038
868	82	4,692	208	647	119	17,983	610	229,067	17,053	12,539	320,612	19,363	12,539	352,514	5,597	10,948

ADVENTIST DEVELOPMENT AND RELIEF AGENCY INTERNATIONAL (ADRA)

The Adventist Development and Relief Agency International (ADRA) acts as the humanitarian arm of the Seventh-day Adventist Church and is active in over 117 countries, broken down into the 10 regions below. In 2023, ADRA had 1,066 projects to the value of over \$352 million, supporting almost 13 million people.

2023 Annual Statistical Report

Table 23

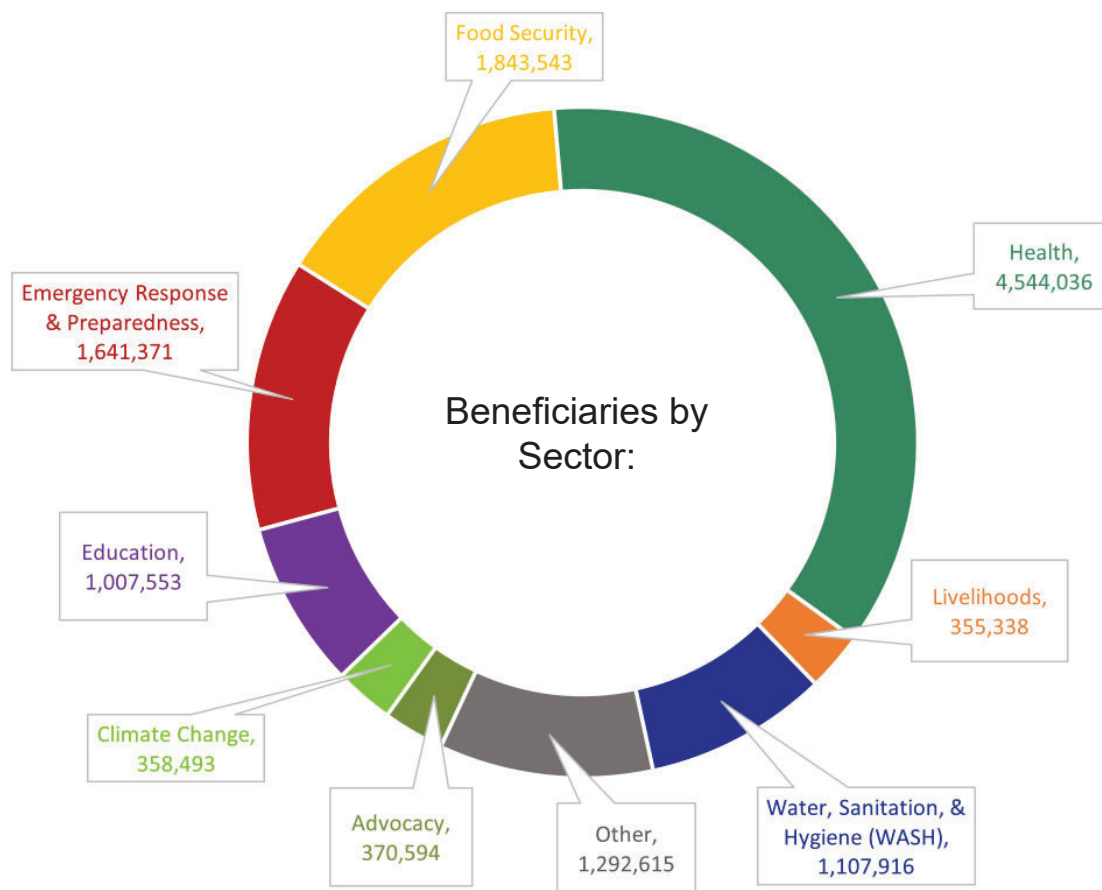
Region/Division	Projects	Beneficiaries	Total Budget US\$
Africa Region .....	169	4,063,999	\$82,582,933
Asia Region .....	80	456,261	\$18,691,071
Euro-Asia Division .....	23	68,863	\$5,431,840
Europe Region .....	45	69,429	\$4,439,560
Inter-American Division .....	42	2,569,037	\$24,297,111
Middle East and North African Union .....	60	2,613,482	\$114,056,114
North American Division .....	15	15,481	\$164,881
South American Division .....	426	1,012,870	\$67,939,097
South Pacific Division .....	178	547,312	\$21,106,139
Ukraine .....	28	1,104,726	\$13,945,834
Totals .....	1,066	12,521,460	\$352,654,580

Network Statistics

Table 24

Sectors	Projects	Beneficiaries	Total Budget US\$
Advocacy .....	44	370,594	\$7,472,297
Climate Change/Environment .....	21	358,493	\$4,428,318
Education .....	151	1,007,553	\$46,823,022
Emergency .....	165	1,641,371	\$54,275,546
Food Security .....	122	1,843,543	\$62,788,709
Health .....	167	4,544,036	\$51,742,233
Livelihood .....	125	355,338	\$28,509,533
Water and Sanitation .....	56	1,107,916	\$43,501,775
Other .....	214	1,292,615	\$53,113,146
Totals .....	1,066	12,521,460	\$352,654,580

Chart 7



# **Chapter 3 - Membership**







## GENERAL STATISTICS BY DIVISIONS FOR 2023

Conference or Mission 1	Churches, Companies, and Church Membership															6	16	
	2a Churches	2b Companies	3a Church Attendance Average	3b Church Membership at Beginning of Year	Members Added					Members Subtracted					Church Membership at End of Year			Sabbath School Attendance Average
					4a Baptisms	4a2 Former Members' Baptisms	4b Profession of Faith	4c Letters Received	4d Adjustments	5a Letters Granted	5b Deaths	5c Dropped	5d Missing	5e Adjustments				
<b>EURO-ASIA DIVISION</b>																		
1 BELARUS UN OF CHURCHES CONF. . . . .	66	28	2,688	3,637	55	...	4	28	...	65	52	27	...	...	3,580	2,696		
2 CAUCASUS UNION MISSION . . . . .	...	...	...	...	...	...	...	...	...	...	...	...	...	...	...	...		
3 Kubano-Chemomorskaya Conf. . . . .	57	20	1,836	3,009	68	...	2	102	10	91	49	47	11	1	2,992	1,759		
4 North Caucasus Mission. . . . .	38	20	1,342	2,004	55	1	...	75	5	73	31	48	11	7	1,970	1,457		
5 Rostov-Kalmykia Conference. . . . .	38	19	1,032	2,108	20	2	2	50	...	69	45	74	8	...	1,986	961		
Totals. . . . .	133	59	4,210	7,121	143	3	4	227	15	233	125	169	30	8	6,948	4,176		
6 EAST RUSSIAN UNION MISS . . . . .	...	...	...	...	...	...	...	...	...	...	...	...	...	...	...	...		
7 Central Siberian Mission. . . . .	29	3	794	1,703	18	...	3	20	...	16	17	6	1	...	1,704	783		
8 East Siberian Mission. . . . .	29	23	804	1,839	24	1	...	22	3	27	26	18	1	1	1,816	817		
9 West Siberian Mission . . . . .	20	12	464	1,187	23	...	1	17	...	13	7	3	...	...	1,205	434		
Totals. . . . .	78	38	2,061	4,729	65	1	4	59	3	56	50	27	2	1	4,725	2,034		
10 FAR EASTERN UN OF CHURCHES MISS. . . . .	49	17	933	1,933	50	4	3	52	...	61	48	24	1	1	1,907	893		
11 MOLDOVA UNION OF CHURCHES CONF. . . . .	132	90	4,694	7,964	119	18	11	115	...	195	140	128	...	...	7,764	4,694		
12 SOUTHERN UNION MISSION. . . . .	...	...	...	...	...	...	...	...	...	...	...	...	...	...	...	...		
13 Kazakhstan Mission. . . . .	30	24	1,263	2,065	112	...	1	45	1	67	33	19	...	2	2,103	1,253		
14 Kyrgyzstan Mission . . . . .	10	8	280	610	20	2	...	18	1	17	7	25	...	5	597	279		
15 Tajikistan Field. . . . .	2	7	137	281	20	...	1	1	...	7	6	6	...	...	284	139		
16 Turkmenistan Field. . . . .	1	1	33	89	...	...	...	...	...	...	2	...	...	...	87	33		
17 Uzbekistan Field. . . . .	9	2	338	696	32	...	2	4	...	10	4	6	...	...	714	314		
Totals. . . . .	52	42	2,049	3,741	184	2	4	68	2	101	52	56	...	7	3,785	2,016		
18 WEST RUSSIAN UNION CONF. . . . .	...	...	...	...	...	...	...	...	...	...	...	...	...	...	...	...		
19 Central Conference . . . . .	48	15	1,758	3,460	63	9	8	133	...	139	64	22	9	...	3,439	1,637		
20 Moscow Conference . . . . .	29	4	1,740	3,345	81	...	3	120	...	135	58	40	24	1	3,291	1,612		
21 Northwestern Conference . . . . .	49	33	1,397	2,775	49	3	4	78	5	58	48	41	11	1	2,755	1,334		
22 Southern Conference. . . . .	80	58	3,329	6,538	140	...	4	146	22	161	127	75	10	43	6,434	3,090		
23 Ural Conference. . . . .	59	65	1,509	3,765	51	3	4	44	2	49	50	58	13	...	3,699	1,427		
24 Volga Conference . . . . .	48	72	1,456	2,569	61	4	1	78	...	76	43	46	5	...	2,543	1,450		
25 Volgo-Vyatskaya Conference. . . . .	50	48	1,823	3,538	22	...	8	40	...	45	56	25	10	...	3,472	1,669		
Totals. . . . .	363	295	13,011	25,990	467	19	32	639	29	663	446	307	82	45	25,633	12,217		
26 ATTACHED FIELDS	...	...	...	...	...	...	...	...	...	...	...	...	...	...	...	...		
27 Armenian Field. . . . .	19	11	437	797	20	...	1	13	...	15	11	2	...	9	794	407		
28 Crimea Mission. . . . .	24	6	717	1,499	30	2	3	31	52	42	36	27	...	52	1,460	690		
29 Don Field . . . . .	36	2	797	1,534	6	...	1	9	1	29	54	13	17	6	1,432	698		
30 Georgian Field . . . . .	7	3	166	322	1	1	...	18	...	21	4	6	...	1	310	160		
Totals. . . . .	86	22	2,117	4,152	57	3	5	71	53	107	105	48	17	68	3,996	1,954		
31 EURO-ASIA DIVISION . . . . .	...	...	...	...	...	...	...	...	...	...	...	...	...	...	...	...		
32 Belarus Union of Churches Conf. . . . .	66	28	2,688	3,637	55	...	4	28	...	65	52	27	...	...	3,580	2,696		
33 Caucasus Union Mission . . . . .	133	59	4,210	7,121	143	3	4	227	15	233	125	169	30	8	6,948	4,176		
34 East Russian Union Mission . . . . .	78	38	2,061	4,729	65	1	4	59	3	56	50	27	2	1	4,725	2,034		
35 Far Eastern Union of Churches Miss . . . . .	49	17	933	1,933	50	4	3	52	...	61	48	24	1	1	1,907	893		
36 Moldova Union of Churches Conf . . . . .	132	90	4,694	7,964	119	18	11	115	...	195	140	128	...	...	7,764	4,694		
37 Southern Union Mission. . . . .	52	42	2,049	3,741	184	2	4	68	2	101	52	56	...	7	3,785	2,016		
38 West Russian Union Conference. . . . .	363	295	13,011	25,990	467	19	32	639	29	663	446	307	82	45	25,633	12,217		
39 Attached Fields . . . . .	86	22	2,117	4,152	57	3	5	71	53	107	105	48	17	68	3,996	1,954		
DIVISION TOTALS . . . . .	959	591	31,762	59,267	1,140	50	67	1,259	102	1,481	1,018	786	132	130	58,338	30,679		
<b>INTER-AMERICAN DIVISION</b>																		
1 ATLANTIC CARIBBEAN UN MISS. . . . .	...	...	...	...	...	...	...	...	...	...	...	...	...	...	...	...		
2 Cayman Islands Conference . . . . .	16	1	1,339	7,209	232	1	12	14	96	24	35	7	...	...	7,498	611		
3 North Bahamas Conference. . . . .	12	1	349	4,280	125	4	...	...	1	...	3	4	...	1,123	3,280	...		
4 South Bahamas Conference . . . . .	49	2	...	12,699	565	27	5	47	...	69	30	...	272	...	12,972	...		
5 Turks and Caicos Islands Conf. . . . .	10	1	191	4,281	175	...	...	20	3	9	9	2	...	3	4,456	162		
Totals. . . . .	87	5	1,879	28,469	1,097	32	17	81	100	102	77	13	272	1,126	28,206	773		
6 BELIZE UNION MISSION. . . . .	...	...	...	...	...	...	...	...	...	...	...	...	...	...	...	...		
7 Central Belize Mission . . . . .	26	7	...	15,993	306	...	...	...	...	...	...	...	...	...	16,299	...		
8 North Belize Mission. . . . .	41	10	...	17,576	335	...	...	...	...	...	...	...	...	1	17,910	...		
9 South West Belize Mission. . . . .	39	19	...	16,709	304	...	...	...	...	...	...	...	...	...	17,013	...		
Totals. . . . .	106	36	...	50,278	945	...	...	...	...	...	...	...	...	1	51,222	...		
10 CARIBBEAN UNION CONF . . . . .	...	...	...	...	...	...	...	...	...	...	...	...	...	...	...	...		
11 East Caribbean Conference. . . . .	81	7	...	27,716	159	6	4	21	...	31	48	30	3	10,632	17,162	...		
12 Grenada Conference. . . . .	46	5	1,001	13,514	234	9	5	13	...	20	56	...	...	7	13,692	425		
13 Guyana Conference. . . . .	173	18	...	67,538	261	6	6	20	214	8	21	...	1	34	67,981	...		













Conference or Mission 1	Churches, Companies, and Church Membership															
	2a	2b	3a	3b	4a	4a2	4b	4c	4d	5a	5b	5c	5d	5e	6	16
	Churches	Companies	Church Attendance Average	Church Membership at Beginning of Year	Members Added					Members Subtracted					Church Membership at End of Year	Sabbath School Attendance Average
Baptisms					Former Members' Baptisms	Professions of Faith	Letters Received	Adjustments	Letters Granted	Deaths	Dropped	Missing	Adjustments			

**NORTH AMERICAN DIVISION (CONT'D)**

52 Southern California Conference . . . . .	133	26	6,329	37,763	906	...	179	712	4	868	247	79	290	7	38,073	2,355	
Totals . . . . .	722	91	34,352	218,177	4,150	...	866	4,933	16	5,243	1,554	245	2,084	173	218,843	13,871	
53 SOUTHERN UNION CONF . . . . .	...	...	...	...	...	...	...	...	...	...	...	...	...	...	...	...	
54 Carolina Conference . . . . .	142	36	5,447	25,479	863	...	230	1,137	3	913	170	186	66	11	26,366	275	
55 Florida Conference . . . . .	226	55	14,121	68,238	2,246	...	1,022	2,835	12	2,324	486	240	297	63	70,943	3,780	
56 Georgia-Cumberland Conference . . . . .	183	41	1,147	44,701	1,013	...	323	2,399	...	1,508	377	152	100	27	46,272	50	
57 Gulf States Conference . . . . .	90	10	2,959	12,886	400	...	139	491	...	413	125	150	45	21	13,162	1,095	
58 Kentucky-Tennessee Conference . . . . .	107	14	928	16,460	420	...	180	567	...	386	137	36	...	28	17,040	422	
59 South Atlantic Conference . . . . .	152	27	4,231	35,667	1,162	...	191	449	...	449	182	38	17	33	36,750	1,579	
60 South Central Conference . . . . .	146	8	7,240	28,516	672	...	150	482	82	444	186	17	15	...	29,240	1,560	
61 Southeastern Conference . . . . .	157	19	461	45,430	1,631	...	931	723	44	799	302	409	370	182	46,697	119	
Totals . . . . .	1,203	210	36,532	277,377	8,407	...	3,166	9,083	141	7,236	1,965	1,228	910	365	286,470	8,879	
62 SOUTHWESTERN UNION CONF . . . . .	...	...	...	...	...	...	...	...	...	...	...	...	...	...	...	...	
63 Arkansas-Louisiana Conference . . . . .	96	13	4,654	13,477	385	...	110	407	...	329	133	45	6	42	13,824	2,298	
64 Oklahoma Conference . . . . .	76	6	2,268	8,955	280	...	106	280	8	258	88	18	86	4	9,175	1,227	
65 Southwest Region Conference . . . . .	94	19	5,630	21,366	943	...	81	314	3	272	95	60	7	9	22,264	898	
66 Texas Conference . . . . .	257	68	7,346	66,119	1,747	...	327	2,106	...	1,790	304	141	184	32	67,848	202	
67 Texico Conference . . . . .	72	5	3,052	12,009	249	...	28	226	...	176	99	17	127	13	12,080	1,689	
Totals . . . . .	595	111	22,950	121,926	3,604	...	652	3,333	11	2,825	719	281	410	100	125,191	6,313	
68 ATTACHED FIELD																	
69 Guam-Micronesia Mission . . . . .	38	24	798	5,889	99	...	2	68	2	68	27	(22)	58	318	5,611	319	
70 NORTH AMERICAN DIVISION . . . . .	1	...	...	29	...	...	...	1	...	1	...	...	...	...	29	...	
71 Atlantic Union Conference . . . . .	614	94	20,529	130,751	4,056	...	847	3,265	30	3,499	745	242	201	29	134,233	8,912	
72 Canada, SDA Church in . . . . .	395	81	9,005	75,063	1,658	...	(1)	373	2,122	8	1,700	499	79	271	86	76,588	3,322
73 Columbia Union Conference . . . . .	764	97	23,623	148,391	4,246	...	1,002	3,649	385	3,827	915	276	480	113	152,062	9,186	
74 Lake Union Conference . . . . .	498	66	11,634	88,972	1,536	...	346	1,902	5	1,876	720	197	343	87	89,538	5,866	
75 Mid-America Union Conference . . . . .	457	65	11,412	65,243	1,246	...	417	1,549	16	1,530	564	136	215	51	65,975	4,673	
76 North Pacific Union Conference . . . . .	459	51	19,271	102,579	1,618	...	377	2,776	2	2,633	867	165	293	50	103,344	608	
77 Pacific Union Conference . . . . .	722	91	34,352	218,177	4,150	...	866	4,933	16	5,243	1,554	245	2,084	173	218,843	13,871	
78 Southern Union Conference . . . . .	1,203	210	36,532	277,377	8,407	...	3,166	9,083	141	7,236	1,965	1,228	910	365	286,470	8,879	
79 Southwestern Union Conference . . . . .	595	111	22,950	121,926	3,604	...	652	3,333	11	2,825	719	281	410	100	125,191	6,313	
80 Attached Field . . . . .	38	24	798	5,889	99	...	2	68	2	68	27	(22)	58	318	5,611	319	
DIVISION TOTALS . . . . .	5,746	890	190,103	1,234,397	30,620	...	(1)	8,048	32,681	616	30,438	8,575	2,827	5,265	1,372	1,257,884	61,946

**NORTHERN ASIA-PACIFIC DIVISION**

1 BANGLADESH UNION MISSION . . . . .	...	...	...	...	...	...	...	...	...	...	...	...	...	...	...	...	
2 East Bangladesh Mission . . . . .	26	74	4,648	5,790	236	...	...	...	...	...	6	...	8	...	6,012	4,631	
3 North Bangladesh Mission . . . . .	35	67	3,883	8,881	540	...	...	...	...	...	11	57	103	...	9,250	3,985	
4 South Bangladesh Mission . . . . .	35	54	4,253	8,978	677	...	...	...	...	...	11	...	...	...	9,644	3,960	
5 West Bangladesh Mission . . . . .	31	93	3,755	8,245	489	...	...	...	...	...	37	...	...	...	8,697	3,325	
Totals . . . . .	127	288	16,538	31,894	1,942	...	...	...	...	...	65	57	111	...	33,603	15,901	
6 JAPAN UNION CONFERENCE . . . . .	...	...	...	...	...	...	...	...	...	...	...	...	...	...	...	...	
7 East Japan Conference . . . . .	53	22	2,247	7,873	62	...	3	6	167	138	116	126	6	1	2	7,998	1,382
8 Okinawa Mission . . . . .	14	5	649	2,030	23	...	1	8	31	...	27	36	1	...	2,029	302	
9 West Japan Conference . . . . .	30	21	1,254	5,074	47	...	1	6	85	...	100	59	5	...	5,049	1,068	
Totals . . . . .	97	48	4,150	14,977	132	...	5	20	283	138	243	221	12	1	2	15,076	2,751
10 KOREAN UNION CONFERENCE . . . . .	...	...	...	...	...	...	...	...	...	...	...	...	...	...	...	...	
11 East Central Korean Conference . . . . .	157	38	11,549	82,712	921	...	...	...	500	...	245	52	...	...	83,836	9,221	
12 Jeju Mission . . . . .	8	3	394	1,234	21	...	...	...	...	...	15	...	...	...	1,240	301	
13 Middlewest Korean Conference . . . . .	132	15	6,564	32,108	269	...	...	6	198	...	149	156	...	...	32,276	5,298	
14 North Korean Mission* . . . . .	26	...	...	866	...	...	...	...	...	...	...	...	...	...	866	...	
15 Southeast Korean Conference . . . . .	124	27	4,997	34,970	509	...	...	2	22	...	47	22	...	...	35,434	4,454	
16 Southwest Korean Conference . . . . .	90	23	4,726	23,088	292	...	...	1	221	...	232	13	...	...	23,357	3,446	
17 West Central Korean Conference . . . . .	164	26	12,699	87,283	710	...	...	...	396	...	479	62	...	...	87,848	9,395	
Totals . . . . .	701	132	40,929	262,261	2,722	...	...	9	1,337	...	1,167	305	...	...	264,857	32,114	

\*As last reported in 1959.

18 PAKISTAN UNION SECTION . . . . .	...	...	...	...	...	...	...	...	...	...	...	...	...	...	...	...
19 Northern Section . . . . .	100	100	6,320	10,601	1,410	...	...	...	...	...	34	...	...	...	12,098	3,972
20 Southern Section . . . . .	35	27	2,778	6,343	822	...	2	23	1	...	1	29	...	3	7,155	1,353
Totals . . . . .	135	127	9,097	16,944	2,232	...	2	144	1	...	1	63	...	3	19,253	5,325
21 ATTACHED FIELDS																
22 Himalayan Mission . . . . .	41	30	3,799	9,644	50	...	...	...	...	...	60	70	74	51	9,439	4,083
23 Mongolia Mission . . . . .	6	5	289	3,349	13	...	...	...	...	...	...	...	...	...	3,362	295

Conference or Mission	Churches, Companies, and Church Membership															
	2a	2b	3a	3b	4a	4a2	4b	4c	4d	5a	5b	5c	5d	5e	6	16
1	Churches	Companies	Church Attendance Average	Church Membership at Beginning of Year	Members Added					Members Subtracted					Church Membership at End of Year	Sabbath School Attendance Average
Conference or Mission					Baptisms	Former Members' Baptisms	Professions of Faith	Letters Received	Adjustments	Letters Granted	Deaths	Dropped	Missing	Adjustments		

**NORTHERN ASIA-PACIFIC DIVISION (CONT'D)**

24 Sri Lanka Mission of SDA	35	21	1,380	3,592	347	...	...	3	...	1	7	...	...	...	3,934	1,453
25 Taiwan Conference	58	29	2,207	7,086	76	...	1	5	46	5	34	...	490	6	6,679	1,729
Totals	140	85	7,674	23,671	486	...	1	8	46	6	101	70	564	57	23,414	7,559
26 NORTHERN ASIA-PACIFIC DIV	...	...	...	...	...	...	...	...	...	...	...	...	...	...	...	...
27 Bangladesh Union Mission	127	288	16,538	31,894	1,942	...	...	...	...	...	65	57	111	...	33,603	15,901
28 Japan Union Conference	97	48	4,150	14,977	132	5	20	283	138	243	221	12	1	2	15,076	2,751
29 Korean Union Conference	701	132	40,929	262,261	2,722	...	9	1,337	...	1,167	305	...	...	...	264,857	32,114
30 Pakistan Union Section	135	127	9,097	16,944	2,232	2	144	1	...	1	63	...	3	3	19,253	5,325
31 Attached Fields	140	85	7,674	23,671	486	...	1	8	46	6	101	70	564	57	23,414	7,559
DIVISION TOTALS	1,200	680	78,387	349,747	7,514	7	174	1,629	184	1,417	755	139	679	62	356,203	63,649

Note: Effective Oct 8, 2023, the following Unions/Fields transferred to NSD: Bangladesh Union Mission, Pakistan Union Section, and Sri Lanka Mission (SSD), and Himalayan Sec (SUD).

**SOUTH AMERICAN DIVISION**

1 ARGENTINA UNION CONF	...	...	...	...	...	...	...	...	...	...	...	...	...	...	...	...
2 Buenos Aires Conference	113	34	4,659	20,607	480	91	9	415	...	415	89	123	364	18	20,593	3,658
3 Central Argentine Conference	146	94	4,514	24,555	532	107	8	1,016	2	953	192	387	129	21	24,538	3,478
4 Central West Argentine Mission	54	38	2,330	10,266	206	39	2	187	...	194	110	94	296	8	9,998	1,929
5 North Argentine Conference	147	119	4,445	25,147	887	137	29	658	3	663	103	175	85	10	25,825	3,594
6 North Buenos Aires Mission	65	22	3,041	12,994	302	50	3	277	4	295	73	59	43	7	13,153	2,314
7 Northwest Argentine Mission	58	43	2,487	14,018	417	80	6	252	1	273	99	216	62	12	14,112	1,802
8 South Argentine Conference	99	57	4,578	14,367	473	88	6	455	...	416	95	112	12	11	14,743	3,813
Totals	682	407	26,053	121,954	3,297	592	63	3,260	10	3,209	761	1,166	991	87	122,962	20,586
9 BOLIVIA UNION MISSION	...	...	...	...	...	...	...	...	...	...	...	...	...	...	...	...
10 Central Bolivia Mission	147	137	13,326	32,075	2,827	201	393	1,002	...	992	114	28	1,405	43	33,916	9,234
11 East Bolivia Mission	151	170	14,257	36,005	3,640	185	244	1,434	1	1,453	153	93	3,905	44	35,861	10,319
12 North Western Bolivia Mission	115	180	9,649	59,844	3,459	51	271	559	...	25,848	133	16	2,129	39	36,019	6,112
13 South Western Bolivia Mission	134	195	11,455	...	2,687	83	149	25,876	...	592	62	61	357	9	27,714	8,139
Totals	547	682	48,686	127,924	12,613	520	1,057	28,871	1	28,885	462	198	7,796	135	133,510	33,804
14 CENTRAL BRAZIL UN CONF	...	...	...	...	...	...	...	...	...	...	...	...	...	...	...	...
15 Central Sao Paulo Conference	188	127	9,426	39,536	2,139	687	167	2,869	4	2,530	264	804	588	14	41,202	5,937
16 East Sao Paulo Conference	158	87	9,398	40,654	1,934	719	98	2,386	...	2,647	235	662	754	44	41,449	7,672
17 Sao Paulo Conference	162	88	11,896	39,653	1,557	455	56	2,095	...	2,163	179	652	629	38	40,155	7,710
18 Sao Paulo Valley Conference	164	120	9,617	33,489	1,583	478	56	1,640	1	1,742	190	754	249	16	34,296	6,549
19 South Sao Paulo Conference	149	63	13,239	40,845	1,634	480	73	1,586	4	1,917	321	701	424	20	41,239	8,189
20 Southeast Sao Paulo Conference	84	43	5,082	21,690	1,122	259	39	1,048	2	1,113	109	391	34	58	22,455	3,502
21 Southwest Sao Paulo Conference	206	89	11,290	37,724	2,056	519	147	2,232	1	2,001	265	1,006	1,121	56	38,230	8,113
22 West Sao Paulo Conference	202	121	13,544	35,012	1,669	558	30	1,745	1	1,617	263	477	407	26	36,225	10,144
Totals	1,313	738	83,490	288,603	13,694	4,155	666	15,601	13	15,730	1,826	5,447	4,206	272	295,251	57,815
23 CHILE UNION MISSION	...	...	...	...	...	...	...	...	...	...	...	...	...	...	...	...
24 Central Chile Mission	58	37	2,826	7,643	323	40	37	345	...	261	64	117	317	5	7,624	2,252
25 Central South Chile Conference	136	49	7,508	21,166	855	92	85	858	...	700	212	71	1,108	38	20,927	5,644
26 Metropolitan Chile Conference	101	16	6,567	16,826	653	93	90	749	...	911	144	95	1,073	32	16,156	4,703
27 North Chile Conference	80	32	3,976	12,861	858	34	64	641	...	676	58	26	578	8	13,112	3,006
28 Pacific Chile Mission	99	51	4,691	13,709	725	113	38	506	...	514	153	151	560	23	13,690	3,642
29 South Austral Chile Conference	163	80	7,227	22,773	843	166	119	1,275	...	1,065	194	1,025	1,032	49	21,811	5,902
30 South Metropolitan Chile Mission	83	13	3,537	10,433	466	75	104	373	...	485	99	22	719	8	10,118	2,366
Totals	720	278	36,330	105,411	4,723	613	537	4,747	...	4,612	924	1,507	5,387	163	103,438	27,515
31 EAST BRAZIL UNION MISSION	...	...	...	...	...	...	...	...	...	...	...	...	...	...	...	...
32 Bahia Conference	258	196	17,018	41,313	1,944	421	71	1,827	2	2,145	313	900	1,046	54	41,120	13,859
33 Central Bahia Conference	217	350	14,325	40,450	2,356	341	55	2,173	7	2,077	256	1,183	1,322	144	40,400	12,123
34 Extreme South Bahia Conference	98	94	7,576	...	1,161	255	34	14,852	...	856	68	235	174	15	14,954	6,742
35 North Bahia Conference	166	329	13,621	32,284	2,604	505	47	1,745	1	1,697	172	802	388	90	34,037	11,337
36 Sergipe Mission	135	192	10,995	28,926	2,216	418	68	1,455	...	1,475	120	1,253	1,319	36	28,880	9,535
37 South Bahia Conference	160	171	11,642	36,711	1,345	319	57	1,273	...	15,407	175	471	346	6	23,300	10,538
38 Southwest Bahia Mission	203	278	13,071	34,487	2,093	377	72	1,241	...	1,365	163	1,210	629	27	34,876	11,534
Totals	1,237	1,610	88,246	214,171	13,719	2,636	404	24,566	10	25,022	1,267	6,054	5,224	372	217,567	75,667
39 ECUADOR UNION MISSION	...	...	...	...	...	...	...	...	...	...	...	...	...	...	...	...
40 North Ecuador Mission	173	173	9,538	29,205	1,945	194	135	1,647	38	1,654	105	526	246	243	30,390	6,794
41 South Ecuador Mission	153	162	10,564	26,938	1,992	221	120	1,277	...	1,292	191	837	1,193	87	26,948	7,634
Totals	326	335	20,102	56,143	3,937	415	255	2,924	38	2,946	296	1,363	1,439	330	57,338	14,428
42 NORTH BRAZIL UNION MISSION	...	...	...	...	...	...	...	...	...	...	...	...	...	...	...	...
43 Maranhao Conference	277	276	19,890	52,772	5,805	479	76	1,578	1	1,710	168	1,904	1,989	154	54,786	17,852
44 North Para Conference	277	238	12,219	37,249	3,013	643	72	1,700	1	1,787	149	1,772	777	19	38,174	9,950
45 Northeast Maranhao Mission	321	268	20,565	57,354	5,504	724	90	1,650	...	1,776	179	2,454	1,292	53	59,568	19,210
46 Para-Amapa Mission	245	170	11,396	40,898	4,097	490	128	1,478	...	1,652	103	1,486	1,325	155	42,370	10,024

Conference or Mission	Churches, Companies, and Church Membership															
	2a	2b	3a	3b	4a	4a2	4b	4c	4d	5a	5b	5c	5d	5e	6	16
	Churches	Companies	Church Attendance Average	Church Membership at Beginning of Year	Members Added					Members Subtracted					Church Membership at End of Year	Sabbath School Attendance Average
Baptisms					Former Members' Baptisms	Professions of Faith	Letters Received	Adjustments	Letters Granted	Deaths	Dropped	Missing	Adjustments			
<b>SOUTH AMERICAN DIVISION (CONT'D)</b>																
47 South Maranhao Conference . . . . .	385	258	20,814	58,161	5,884	622	93	2,092	2	2,278	182	2,661	1,883	147	59,703	19,317
48 South Para Conference . . . . .	337	243	17,840	54,930	4,193	755	112	2,788	...	2,816	231	1,351	3,345	63	54,972	15,570
49 West Para Mission . . . . .	210	237	11,854	41,040	3,190	484	57	1,725	...	1,754	126	1,245	2,552	60	40,759	10,882
Totals . . . . .	2,052	1,690	114,576	342,404	31,686	4,197	628	13,011	4	13,773	1,138	12,873	13,163	651	350,332	102,803
<b>50 NORTH PERU UNION MISSION . . . . .</b>																
51 East Central Peru Conference . . . . .	184	153	13,742	30,008	2,930	575	265	2,555	4	2,405	233	1,873	522	110	31,194	9,671
52 North Pacific Conference . . . . .	454	630	33,329	51,836	4,126	1,391	174	7,757	...	1,981	506	2,365	712	84	59,636	24,902
53 North Peru Mission . . . . .	348	461	26,296	53,760	3,420	1,110	105	1,167	...	7,019	344	3,005	390	18	48,786	21,762
54 Northeast Peru Mission . . . . .	285	351	21,840	39,098	5,441	1,494	151	1,255	1	1,218	133	1,727	93	56	44,213	18,381
55 West Central Peru Mission . . . . .	246	178	16,067	31,575	2,551	599	115	1,920	1	1,963	272	1,240	853	54	32,379	11,924
Totals . . . . .	1,517	1,773	111,272	206,277	18,468	5,169	810	14,654	6	14,586	1,488	10,210	2,570	322	216,208	86,638
<b>56 NORTHEAST BRAZIL UN MISS. . . . .</b>																
57 Alagoas Mission . . . . .	183	150	6,682	27,306	1,842	360	65	856	...	891	86	477	557	13	28,405	4,946
58 Ceara Conference . . . . .	257	358	13,512	47,532	3,173	489	125	1,732	...	1,758	190	953	1,315	162	48,673	10,734
59 Central Pernambuco Conference . . . . .	239	278	14,529	39,309	2,838	616	69	1,657	2	1,636	140	2,012	604	30	40,069	10,904
60 Pernambuco Conference . . . . .	183	188	6,367	32,156	1,769	296	68	1,137	...	1,219	185	1,005	683	60	32,274	5,638
61 Piaui Mission . . . . .	118	175	6,438	20,086	1,906	212	44	583	1	618	85	920	259	44	20,906	5,843
62 Rio Grande do Norte-Paraiba Miss. . . . .	223	313	9,903	42,279	2,849	388	71	1,501	...	1,527	161	2,183	597	46	42,574	8,388
Totals . . . . .	1,203	1,462	57,430	208,668	14,377	2,361	442	7,466	3	7,649	847	7,550	4,015	355	212,901	46,452
<b>63 NORTHWEST BRAZIL UN MISS. . . . .</b>																
64 Amazonas-Roraima Conference . . . . .	431	472	29,612	70,988	6,633	1,680	115	3,480	2	3,758	314	2,978	1,891	53	73,904	26,750
65 Central Amazon Conference . . . . .	245	216	15,389	51,503	6,027	946	55	2,741	...	2,894	209	2,465	1,955	88	53,661	13,416
66 North Rondonia and Acre Conf. . . . .	236	163	11,661	36,046	3,308	673	45	2,635	8	2,724	147	1,729	943	9	37,163	10,383
67 South Rondonia Conference . . . . .	149	101	7,105	21,016	1,189	301	50	1,441	...	1,507	141	485	566	37	21,261	6,286
Totals . . . . .	1,061	952	63,767	179,553	17,157	3,600	265	10,297	10	10,883	811	7,657	5,355	187	185,989	56,834
<b>68 PARAGUAY UN OF CHURCHES MISS. . . . .</b>																
69 SOUTH BRAZIL UNION CONF. . . . .	84	95	3,359	14,560	1,187	65	7	416	...	453	52	279	385	20	15,046	2,775
70 Central Parana Conference . . . . .	144	84	11,366	22,265	1,145	330	75	1,660	1	1,590	190	671	549	16	22,460	9,045
71 Central Rio Grande do Sul Conf. . . . .	132	106	7,601	16,637	941	272	40	1,075	2	1,078	154	684	250	27	16,774	5,997
72 North Parana Conference . . . . .	157	98	12,186	21,683	1,327	269	53	1,812	6	1,701	174	564	575	22	22,114	9,976
73 North Rio Grande do Sul Conf. . . . .	155	81	8,633	18,273	965	299	57	1,251	7	1,251	176	461	480	34	18,450	6,236
74 North Santa Catarina Conference . . . . .	138	70	10,492	16,728	780	218	37	1,852	6	1,448	118	619	190	20	17,226	9,259
75 Rio Grande do Sul Conference . . . . .	134	99	7,837	15,314	748	245	20	1,037	3	1,055	175	399	232	15	15,491	6,919
76 Santa Catarina Conference . . . . .	157	89	13,030	20,837	1,079	420	55	2,006	6	1,599	99	471	620	19	21,595	9,926
77 South Parana Conference . . . . .	132	94	9,698	16,888	871	312	65	1,659	11	1,509	115	335	197	10	17,640	8,195
78 West Parana Conference . . . . .	127	100	8,083	15,178	823	278	49	1,234	1	1,120	130	480	578	5	15,250	7,139
Totals . . . . .	1,276	821	88,923	163,803	8,679	2,643	451	13,586	43	12,351	1,331	4,684	3,671	168	167,000	72,689
<b>79 SOUTH PERU UNION MISSION . . . . .</b>																
80 Central Peru Conference . . . . .	99	50	6,674	15,314	1,345	262	46	906	5	916	92	140	175	10	16,545	4,443
81 Central Peru Mission . . . . .	175	210	9,350	22,765	2,006	213	159	660	...	631	170	1,298	732	108	22,864	6,721
82 Central South Peru Mission . . . . .	140	114	6,169	19,308	1,681	379	43	630	1	698	109	534	213	17	20,471	4,521
83 East Peru Mission . . . . .	179	162	11,409	33,410	3,248	314	90	594	...	642	138	1,094	233	78	35,471	9,025
84 Lake Titicaca Peru Mission . . . . .	274	426	17,166	51,649	3,530	438	243	1,060	1	1,104	169	947	1,549	59	53,093	12,493
85 South Peru Mission . . . . .	230	178	17,042	39,521	3,562	548	114	1,392	...	1,411	356	887	3,926	27	38,530	11,884
86 Southeast Peru Mission . . . . .	155	285	13,763	26,014	2,765	317	10	428	24	426	29	144	11	10	28,938	9,228
Totals . . . . .	1,252	1,425	81,572	207,981	18,137	2,471	705	5,670	31	5,828	1,063	5,044	6,839	309	215,912	58,313
<b>87 SOUTHEAST BRAZIL UN CONF. . . . .</b>																
88 Central Minas Conference . . . . .	133	100	7,708	22,818	1,170	359	93	1,412	1	1,390	199	526	304	7	23,427	5,951
89 East Minas Conference . . . . .	132	126	7,309	22,146	1,241	250	83	677	1	719	147	453	629	14	22,436	6,263
90 Espirito Santo Conference . . . . .	206	120	8,480	30,526	2,033	580	59	1,518	...	1,521	147	534	208	48	32,258	7,329
91 North Minas Mission . . . . .	107	117	6,044	18,275	1,115	241	46	791	...	811	99	406	400	26	18,726	5,198
92 Rio de Janeiro Conference . . . . .	110	55	5,444	17,925	629	158	28	640	4	722	145	235	286	13	17,983	3,938
93 Rio Fluminense Conference . . . . .	133	111	8,471	21,482	1,393	404	42	1,053	...	1,014	162	451	278	15	22,454	6,660
94 South Espirito Santo Conference . . . . .	220	94	11,608	28,298	1,881	630	47	1,760	...	1,754	161	766	368	49	29,518	10,113
95 South Minas Conference . . . . .	144	165	9,821	22,605	1,325	374	71	1,347	...	1,236	133	376	255	32	23,690	7,984
96 South Rio Conference . . . . .	217	93	11,985	29,434	1,307	333	31	1,479	...	1,706	253	614	231	16	29,764	10,255
97 West Minas Mission . . . . .	77	85	4,142	12,591	913	280	38	1,281	...	1,179	103	251	502	8	13,060	2,882
Totals . . . . .	1,479	1,066	81,009	226,100	13,007	3,609	538	11,958	6	12,052	1,549	4,612	3,461	228	233,316	66,570
<b>98 URUGUAY UN OF CHURCHES MISS. . . . .</b>																
99 WEST CENTRAL BRAZIL UN MISS. . . . .	60	50	2,285	7,611	334	35	9	211	...	190	58	26	51	9	7,866	2,116
100 Central Brazil Conference . . . . .	202	169	14,314	31,191	1,546	447	52	2,011	...	1,846	200	462	619	42	32,078	11,669
101 Central Planalto Conference . . . . .	200	144	14,238	33,869	1,773	392	45	2,004	2	2,053	178	970	1,063	70	33,751	11,436
102 East Mato Grosso Conference . . . . .	103	80	5,713	15,891	1,124	258	28	1,366	1	1,215	90	230	383	10	16,740	4,781
103 South Mato Grosso Conference . . . . .	162	119	10,937	23,778	1,339	427	67	1,670	1	1,714	198	523	318	31	24,498	9,919
104 Tocantins Mission . . . . .	88	130	6,152	15,513	1,333	276	53	753	...	739	92	524	507	39	16,027	5,578

Conference or Mission	Churches, Companies, and Church Membership															
	2a	2b	3a	3b	4a	4a2	4b	4c	4d	5a	5b	5c	5d	5e	6	16
	Churches	Companies	Church Attendance Average	Church Membership at Beginning of Year	Members Added					Members Subtracted					Church Membership at End of Year	Sabbath School Attendance Average
Baptisms					Former Members' Baptisms	Professions of Faith	Letters Received	Adjustments	Letters Granted	Deaths	Dropped	Missing	Adjustments			

**SOUTH AMERICAN DIVISION (CONT'D)**

105 West Mato Grosso Mission	121	137	10,841	21,226	1,609	435	62	1,428	1	1,394	114	574	587	39	22,053	9,590
Totals	876	779	62,194	141,468	8,724	2,235	307	9,232	5	8,961	872	3,283	3,477	231	145,147	52,972
106 ATTACHED FIELD																
107 Falkland Islands (Malvinas) Field Station		1		8											8	
108 SOUTH AMERICAN DIVISION																
109 Argentina Union Conference	682	407	26,053	121,954	3,297	592	63	3,260	10	3,209	761	1,166	991	87	122,962	20,586
110 Bolivia Union Mission	547	682	48,686	127,924	12,613	520	1,057	28,871	1	28,885	462	198	7,796	135	133,510	33,804
111 Central Brazil Union Conference	1,313	738	83,490	288,603	13,694	4,155	666	15,601	13	15,730	1,826	5,447	4,206	272	295,251	57,815
112 Chile Union Mission	720	278	36,330	105,411	4,723	613	537	4,747		4,612	924	1,507	5,387	163	103,438	27,515
113 East Brazil Union Mission	1,237	1,610	88,246	214,171	13,719	2,636	404	24,566	10	25,022	1,267	6,054	5,224	372	217,567	75,667
114 Ecuador Union Mission	326	335	20,102	56,143	3,937	415	255	2,924	38	2,946	296	1,363	1,439	330	57,338	14,428
115 North Brazil Union Mission	2,052	1,690	114,576	342,404	31,686	4,197	628	13,011	4	13,773	1,138	12,873	13,163	651	350,332	102,803
116 North Peru Union Mission	1,517	1,773	111,272	206,277	18,468	5,169	810	14,654	6	14,586	1,488	10,210	2,570	322	216,208	86,638
117 Northeast Brazil Union Mission	1,203	1,462	57,430	208,668	14,377	2,361	442	7,466	3	7,649	847	7,550	4,015	355	212,901	46,452
118 Northwest Brazil Union Mission	1,061	952	63,767	179,553	17,157	3,600	265	10,297	10	10,883	811	7,657	5,355	187	185,989	56,834
119 Paraguay Un of Churches Miss.	84	95	3,359	14,560	1,187	65	7	416		453	52	279	385	20	15,046	2,775
120 South Brazil Union Conference	1,276	821	88,923	163,803	8,679	2,643	451	13,586	43	12,351	1,331	4,684	3,671	168	167,000	72,689
121 South Peru Union Mission	1,252	1,425	81,572	207,981	18,137	2,471	705	5,670	31	5,828	1,063	5,044	6,839	309	215,912	58,313
122 Southeast Brazil Union Conf.	1,479	1,066	81,009	226,100	13,007	3,609	538	11,958	6	12,052	1,549	4,612	3,461	228	233,316	66,570
123 Uruguay Un of Churches Miss.	60	50	2,285	7,611	334	35	9	211		190	58	26	51	9	7,866	2,116
124 West Central Brazil Union Miss.	876	779	62,194	141,468	8,724	2,235	307	9,232	5	8,961	872	3,283	3,477	231	145,147	52,972
125 Attached Field		1		8											8	
DIVISION TOTALS	15,685	14,164	969,292	2,612,639	183,739	35,316	7,144	166,470	180	167,130	14,745	71,953	68,030	3,839	2,679,791	777,974

**SOUTH PACIFIC DIVISION**

1 AUSTRALIAN UNION CONF.																
2 Greater Sydney Conference	69	14	5,857	9,864	240	4	17	309	2	276	61			11	10,088	3,842
3 North New South Wales Conf.	70	11	5,269	12,431	202		16	431		401	118	11		9	12,541	2,794
4 Northern Australian Conference	25	10	1,621	2,874	118		13	66	2	55	17	3		2	2,996	1,326
5 South Australian Conference	29	6	1,203	3,193	48	1	11	81	2	64	34	1			3,237	862
6 South New South Wales Conf.	31	9	1,105	3,055	56	2	30	125	(1)	185	24	6		4	3,048	755
7 South Queensland Conference	86	13	5,835	12,998	182		30	506	16	371	140	34	54	23	13,110	2,582
8 Tasmanian Conference	11	4	551	1,296	29		1	41	1	27	12	3		1	1,325	380
9 Victorian Conference	85	27	6,347	11,515	166	4	50	322	3	274	92	10	29	9	11,646	2,479
10 Western Australian Conference	42	20	1,892	6,887	158		43	279		228	36	3		5	7,095	1,500
Totals	448	114	29,680	64,113	1,199	11	211	2,160	25	1,881	534	71	83	64	65,086	16,520
11 NEW ZEALAND PACIFIC UN CONF.																
12 Cook Islands Mission	14	2	476	1,055	3	1		7		8	4				1,054	321
13 French Polynesia Mission	44	21	762	5,299	62		7	31		40	21	30	2		5,306	649
14 New Caledonia Mission	6	3	423	1,114	14		1				2				1,127	331
15 North New Zealand Conference	67	24	1,581	11,604	153	2	55	286		259	78	12			11,751	752
16 Pitcairn Field Station	1			35											35	
17 South New Zealand Conference	23		1,246	2,476	149		37	202	2	189	21	6		5	2,645	718
Totals	155	50	4,488	21,583	381	3	100	526	2	496	126	48	2	5	21,918	2,770
18 PAPUA NEW GUINEA UN MISS.																
19 Bougainville Mission	59	126	3,523	8,303	207		81	1		17	49	79	159		8,288	3,194
20 Central Papua Conference	136	212	5,593	65,168	762		123	13		43	95	31	350		65,547	4,898
21 Eastern Highlands Simbu Mission	306	701	45,010	97,666	10,549		3,695	782		286	219	62	671		111,454	41,403
22 Madang Manus Mission	63	145	1,458	14,962	321		78	3		2	15	41	108		15,198	1,483
23 Morobe Mission	88	295	12,702	31,741	851		12	3		13	56	8	206		32,324	11,808
24 New Britain New Ireland Mission	115	184	4,674	18,198	302		20	10		7	22	81	100		18,320	4,213
25 Northern and Milne Bay Mission	53	228	1,226	14,280	617		119	1		1	7	10	184		14,815	1,023
26 Sepik Mission	75	290	2,022	19,575	800		11	4			17		333		20,040	2,022
27 South West Papua Mission	26	92	4,142	15,584	854		4				8		164		16,270	3,891
28 Western Highlands Mission	282	1,389	59,372	113,707	8,015		335	109		72	130	338	1,126		120,500	61,046
Totals	1,203	3,662	139,718	399,184	23,278		4,478	926		441	618	650	3,401		422,756	134,980
29 TRANS PACIFIC UNION MISS.	1		9	133			2	2					1		136	4
30 American Samoa Mission	10	8	112	2,151						165	7	130			1,849	175
31 Fiji Mission	194	81	3,933	29,905	2,372	1	141	93	24	215	101	73	2,148	1	29,998	2,238
32 Kiribati Mission	20	9	81	3,128	74	10					5				3,207	21
33 Niue Field Station		1	13	34											34	9
34 Samoa-Tokelau Mission	40	28	5,652	11,311	372		33	10		10	14	16	16		11,670	5,392
35 Solomon Islands Mission	211	394	3,202	60,799	998	42	1	14		4	10				61,840	3,682
36 Tonga Mission	16	18	1,175	4,049	73	5				2	16	24	60		4,025	797
37 Tuvalu Region	2	2	83	358							5				353	111
38 Vanuatu Mission	95	219	3,853	26,237	1,208	11	94	59	2,436	58	50	19	1,246	912	27,760	3,017
Totals	589	760	18,111	138,105	5,097	69	271	178	2,460	454	208	262	3,471	913	140,872	15,445

Note—Statistics for Nauru Attached Church are on the Trans Pacific Union row.

Conference or Mission	Churches, Companies, and Church Membership															
	2a	2b	3a	3b	4a	4a2	4b	4c	4d	5a	5b	5c	5d	5e	6	16
1	Churches	Companies	Church Attendance Average	Church Membership at Beginning of Year	Members Added					Members Subtracted					Church Membership at End of Year	Sabbath School Attendance Average
Conference or Mission					Baptisms	Former Members' Baptisms	Professions of Faith	Letters Received	Adjustments	Letters Granted	Deaths	Dropped	Missing	Adjustments		

**SOUTH PACIFIC DIVISION (CONT'D)**

39 SOUTH PACIFIC DIVISION	...	...	...	...	...	...	...	...	...	...	...	...	...	...	...	...	...
40 Australian Union Conference	448	114	29,680	64,113	1,199	11	211	2,160	25	1,881	534	71	83	64	65,086	16,520	
41 New Zealand Pacific Union Conf.	155	50	4,488	21,583	381	3	100	526	2	496	126	48	2	5	21,918	2,770	
42 Papua New Guinea Union Miss.	1,203	3,662	139,718	399,184	23,278	...	4,478	926	...	441	618	650	3,401	...	422,756	134,980	
43 Trans Pacific Union Mission	589	760	18,111	138,105	5,097	69	271	178	2,460	454	208	262	3,471	913	140,872	15,445	
DIVISION TOTALS	2,395	4,586	191,996	622,985	29,955	83	5,060	3,790	2,487	3,272	1,486	1,031	6,957	982	650,632	169,715	

**SOUTHERN AFRICA-INDIAN OCEAN DIVISION**

1 BOTSWANA UNION CONF.	...	...	...	...	...	...	...	...	...	...	...	...	...	...	...	...	...
2 North Botswana Conference	94	56	...	25,861	1,309	...	...	...	...	4	...	...	...	...	27,166	...	
3 South Botswana Conference	73	36	4,183	22,354	406	1	5	114	...	66	10	8	...	...	22,796	2,093	
Totals	167	92	4,183	48,215	1,715	1	5	114	...	70	10	8	...	...	49,962	2,093	

4 INDIAN OCEAN UNION CONF.	...	...	...	...	...	...	...	...	...	...	...	...	...	...	...	...	...
5 Central Malagasy Conference	428	303	20,391	59,153	2,444	5	89	402	...	334	100	73	20	...	61,566	19,714	
6 East Malagasy Conference	202	219	17,158	30,278	1,979	...	...	48	...	31	9	4	...	...	32,261	18,569	
7 Mauritius Conference	34	4	1,392	5,314	150	1	5	51	...	50	18	6	...	25	5,422	978	
8 Mayotte Field Station	...	1	40	120	6	...	3	4	...	9	...	...	...	...	124	50	
9 North Malagasy Conference	279	305	49,873	59,094	3,015	5	...	273	3,540	272	31	...	...	15,182	50,442	48,448	
10 North West Malagasy Conference	172	217	17,869	27,251	1,785	...	...	133	593	33	22	394	200	890	28,223	16,725	
11 Reunion Conference	17	2	246	1,246	9	...	1	15	...	4	5	4	...	8	1,250	190	
12 Seychelles Mission	8	3	795	1,198	33	...	...	...	...	...	2	...	...	...	1,229	723	
13 South East Malagasy Conference	169	156	13,948	24,304	2,369	1	9	103	338	135	35	103	38	1,357	25,456	12,369	
14 South West Malagasy Conference	60	56	6,817	13,886	1,625	33	18	91	...	27	13	...	...	...	15,613	6,184	
Totals	1,369	1,266	128,527	221,844	13,415	45	125	1,120	4,471	895	235	584	258	17,462	221,586	123,947	

15 MALAWI UNION CONFERENCE	...	...	...	...	...	...	...	...	...	...	...	...	...	...	...	...	...
16 Central Malawi Conference	423	649	28,300	119,031	20,648	3	13	962	...	1,351	201	611	279	...	138,215	57,537	
17 North Malawi Conference	239	504	38,725	116,164	10,867	5	22	70	72	208	137	194	65	...	126,596	34,455	
18 South Malawi Conference	1,027	965	79,961	434,316	13,829	724	522	893	...	1,332	438	347	101	...	448,066	78,768	
Totals	1,689	2,118	146,985	669,511	45,344	732	557	1,925	72	2,891	776	1,152	445	...	712,877	170,760	

19 MOZAMBIQUE UNION MISSION	...	...	...	...	...	...	...	...	...	...	...	...	...	...	...	...	...
20 Central Mission	126	733	31,936	96,949	6,790	1	9	35	...	59	103	4,219	2,610	...	96,793	28,233	
21 North Mission	815	670	58,821	223,114	4,300	111	332	258	...	227	357	690	581	...	226,260	48,857	
22 North-East Mission	35	105	6,296	19,595	1,344	...	72	42	...	20	18	27	49	...	20,939	6,865	
23 South Mission	96	122	11,375	37,479	1,977	19	69	120	...	93	27	43	46	...	39,455	9,601	
Totals	1,072	1,630	108,428	377,137	14,411	131	482	455	...	399	505	4,979	3,286	...	383,447	93,555	

24 NORTH-EASTERN ANGOLA UN MISS.	...	...	...	...	...	...	...	...	...	...	...	...	...	...	...	...	...
25 Angola East Mission	188	323	38,394	79,093	6,841	161	64	804	...	425	208	131	...	...	86,199	37,291	
26 Angola North Mission	189	127	61,099	86,549	6,729	167	27	249	...	261	238	247	...	...	92,975	47,084	
27 Angola North-Eastern Mission	212	302	24,595	54,981	9,950	196	5	36	...	27	94	106	...	...	64,941	28,518	
28 Angola South Luanda and Cabinda Miss.	188	109	61,625	93,287	7,204	276	49	476	...	314	293	276	...	...	100,409	58,795	
Totals	777	861	185,712	313,910	30,724	800	145	1,565	...	1,027	833	760	...	...	344,524	171,687	

29 NORTHERN ZAMBIA UN CONF.	...	...	...	...	...	...	...	...	...	...	...	...	...	...	...	...	...
30 Copperbelt Zambia Conference	685	443	96,039	207,196	14,012	...	107	2,720	...	2,647	437	572	...	...	220,379	75,491	
31 Luapula Zambia Conference	365	331	78,253	100,025	6,620	...	56	983	...	946	342	167	25	...	106,204	60,849	
32 Midlands East Zambia Conf.	332	235	13,425	114,393	7,904	...	142	970	...	1,224	118	480	59	...	121,528	9,696	
33 Midlands West Zambia Conf.	404	315	50,199	178,296	12,671	...	26	2,100	...	1,152	191	240	2	...	191,508	52,718	
34 North Zambia Field	426	433	37,583	120,632	8,722	...	47	1,141	...	829	89	124	441	1	129,058	34,631	
35 Northwest Zambia Conference	156	194	15,020	51,185	3,454	...	...	605	1,009	392	78	130	...	702	54,951	11,309	
Totals	2,368	1,951	290,517	771,727	53,383	...	378	8,519	1,009	7,190	1,255	1,713	527	703	823,628	244,693	

36 SOUTH-WESTERN ANGOLA UN MISS.	...	...	...	...	...	...	...	...	...	...	...	...	...	...	...	...	...
37 Central Association Mission	780	1,249	72,565	208,027	17,066	943	174	166	643	215	445	826	492	140	224,901	44,806	
38 South Association Mission	322	390	138,813	116,766	9,314	450	...	93	...	72	188	321	...	...	126,042	51,476	
Totals	1,102	1,639	211,377	324,793	26,380	1,393	174	259	643	287	633	1,147	492	140	350,943	96,282	

39 SOUTHERN AFRICA UN CONF.	...	...	...	...	...	...	...	...	...	...	...	...	...	...	...	...	...
40 Cape Conference	509	115	...	44,041	559	3	14	263	...	268	260	...	...	...	44,352	...	
41 Eswatini Conference	30	37	1,939	9,607	42	...	...	1	...	3	15	...	...	...	9,632	1,536	
42 KwaZulu Natal-Free State Conf.	194	80	744	20,191	504	...	9	56	...	46	20	2	11	...	20,681	661	
43 Lesotho Conference	50	19	3,042	10,900	431	21	...	...	...	...	7	...	...	4,707	6,638	347	
44 Namibia North Conference	104	34	4,956	12,947	998	114	18	18	927	6	49	41	73	1,079	13,774	1,832	
45 Namibia South Conference	31	7	423	6,799	134	...	19	35	181	41	1	3	...	3,047	4,076	422	
46 Northern Conference	116	44	693	22,212	709	1	24	415	192	436	128	13	29	150	22,797	...	
47 Trans-Orange Conference	394	98	...	58,284	580	...	29	149	...	71	53	51	14	...	58,853	...	
Totals	1,428	434	11,795	184,981	3,957	139	113	937	1,300	871	533	110	127	8,983	180,803	4,797	

48 SOUTHERN ZAMBIA UN CONF.	...	...	...	...	...	...	...	...	...	...	...	...	...	...	...	...	...
49 East Zambia Field	161	204	7,730	47,422	4,722	...	5	44	...	86	26	54	10	...	52,017	5,240	

Conference or Mission	Churches, Companies, and Church Membership															
	2a	2b	3a	3b	4a	4a2	4b	4c	4d	5a	5b	5c	5d	5e	6	16
	Churches	Companies	Church Attendance Average	Church Membership at Beginning of Year	Members Added					Members Subtracted					Church Membership at End of Year	Sabbath School Attendance Average
Baptisms					Former Members' Baptisms	Profession of Faith	Letters Received	Adjustments	Letters Granted	Deaths	Dropped	Missing	Adjustments			

**SOUTHERN AFRICA-INDIAN OCEAN DIVISION (CONT'D)**

50 Lusaka Conference	307	189	58,274	95,752	7,738	123	1,928	2,817	171	2,935	233	524	4,140	1,525	99,172	32,121
51 Mosi O Tunya Conference	429	676	11,815	...	2,306	48	13	155	...	108	28	79	...	...	2,307	8,505
52 Rusangu Conference	465	671	128,362	336,981	19,110	1,128	285	3,237	...	5,747	542	846	...	...	353,606	113,374
53 West Zambia Conference	158	492	13,933	76,390	5,354	...	1	1,130	474	1,105	87	161	357	9,855	71,784	10,560
54 Woodlands Conference	161	96	28,057	65,528	6,009	225	33	1,382	3	1,293	108	5,655	3,259	...	62,865	22,625
Totals	1,681	2,328	248,170	622,073	45,239	1,524	2,265	8,765	648	11,274	1,024	7,319	7,766	11,380	641,751	192,424
55 ZIMBABWE CENTRAL UN CONF	...	...	...	...	...	...	...	...	...	...	...	...	...	...	...	...
56 Central Zimbabwe Conference	527	159	32,616	61,779	6,661	15	86	1,166	139	1,085	169	243	1,683	1,341	65,325	26,944
57 North-West Zimbabwe Conf.	620	132	39,832	72,384	6,745	...	11	512	1,581	635	313	3,618	7,121	10,795	58,751	36,451
Totals	1,147	291	72,448	134,163	13,406	15	97	1,678	1,720	1,720	482	3,861	8,804	12,136	124,076	63,394
58 ZIMBABWE EAST UNION CONF.	...	...	...	...	...	...	...	...	...	...	...	...	...	...	...	...
59 East Zimbabwe Conference	576	526	22,089	148,663	6,075	...	170	1,026	...	992	172	557	...	...	154,213	21,602
60 North Zimbabwe Conference	526	449	5,403	86,624	5,422	...	105	1,286	87	1,971	134	335	2,370	558	88,156	4,006
Totals	1,102	975	27,492	235,287	11,497	...	275	2,312	87	2,963	306	892	2,370	558	242,369	25,608
61 ZIMBABWE WEST UNION CONF	...	...	...	...	...	...	...	...	...	...	...	...	...	...	...	...
62 South Zimbabwe Conference	223	298	19,102	37,757	4,323	...	1	295	857	193	54	15	...	256	42,715	16,586
63 West Zimbabwe Conference	252	421	22,402	87,492	5,127	723	8	547	101	420	102	77	439	6,724	86,236	20,572
Totals	475	719	41,504	125,249	9,450	723	9	842	958	613	156	92	439	6,980	128,951	37,157
64 ATTACHED FIELD	...	...	...	...	...	...	...	...	...	...	...	...	...	...	...	...
65 Sao Tome and Principe Miss.	27	79	6,290	8,058	273	25	1	8	7	14	15	42	10	50	8,241	5,152
66 SOUTHERN AFRICA-INDIAN OCEAN DIV.	...	...	...	...	...	...	...	...	...	...	...	...	...	...	...	...
67 Botswana Union Conference	167	92	4,183	48,215	1,715	1	5	114	...	70	10	8	...	...	49,962	2,093
68 Indian Ocean Union Conference	1,369	1,266	128,527	221,844	13,415	45	125	1,120	4,471	895	235	584	258	17,462	221,586	123,947
69 Malawi Union Conference	1,689	2,118	146,985	669,511	45,344	732	557	1,925	72	2,891	776	1,152	445	...	712,877	170,760
70 Mozambique Union Mission	1,072	1,630	108,428	377,137	14,411	131	482	455	...	399	505	4,979	3,286	...	383,447	93,555
71 North-Eastern Angola Union Miss	777	861	185,712	313,910	30,724	800	145	1,565	...	1,027	833	760	...	...	344,524	171,687
72 Northern Zambia Union Conf.	2,368	1,951	290,517	771,727	53,383	...	378	8,519	1,009	7,190	1,255	1,713	527	703	823,628	244,693
73 South-Western Angola Un Miss.	1,102	1,639	211,377	324,793	26,380	1,393	174	259	643	287	633	1,147	492	140	350,943	96,282
74 Southern Africa Union Conf.	1,428	434	11,795	184,981	3,957	139	113	937	1,300	871	533	110	127	8,983	180,803	4,797
75 Southern Zambia Union Conf.	1,681	2,328	248,170	622,073	45,239	1,524	2,265	8,765	648	11,274	1,024	7,319	7,766	11,380	641,751	192,424
76 Zimbabwe Central Union Conf.	1,147	291	72,448	134,163	13,406	15	97	1,678	1,720	1,720	482	3,861	8,804	12,136	124,076	63,394
77 Zimbabwe East Union Conf.	1,102	975	27,492	235,287	11,497	...	275	2,312	87	2,963	306	892	2,370	558	242,369	25,608
78 Zimbabwe West Union Conf	475	719	41,504	125,249	9,450	723	9	842	958	613	156	92	439	6,980	128,951	37,157
79 Attached Field	27	79	6,290	8,058	273	25	1	8	7	14	15	42	10	50	8,241	5,152
DIVISION TOTALS	14,404	14,383	1,483,427	4,036,948	269,194	5,528	4,626	28,499	10,915	30,214	6,763	22,659	24,524	58,392	4,213,158	1,231,546

**SOUTHERN ASIA DIVISION**

1 EAST-CENTRAL INDIA UN SECTION.	...	...	...	...	...	...	...	...	...	...	...	...	...	...	...	...
2 Adilabad Region	36	10	3,889	8,140	...	...	...	...	...	...	...	...	...	...	8,140	2,989
3 East Telangana Section	165	118	14,215	34,031	650	...	...	...	...	...	35	69	100	80	34,397	13,064
4 Guntur Section	232	42	22,890	43,555	693	...	...	...	...	...	83	...	...	...	44,165	22,720
5 Hyderabad Metro Section	13	30	2,764	3,561	36	...	...	...	...	...	11	...	...	...	3,586	2,906
6 North Andhra Section	357	221	47,497	119,776	1,279	...	...	...	...	...	18	14	11	...	121,012	67,324
7 North Orissa Region	24	59	2,854	3,840	13	...	...	...	...	...	3	...	...	...	3,850	2,945
8 North Rayalaseema Section	229	24	13,779	47,257	412	...	...	...	...	...	6	...	...	...	47,663	12,007
9 Northeast Andhra Section	137	115	15,772	38,547	387	...	...	...	...	...	30	...	...	...	38,904	14,778
10 Orissa Section	181	248	8,356	26,967	66	...	...	...	...	...	8	...	...	...	27,025	7,535
11 South Andhra Section	374	125	66,589	78,880	618	...	...	...	...	...	7	...	...	...	79,491	55,253
12 South Rayalaseema Section	227	25	18,024	41,380	391	...	...	...	...	...	12	3	...	...	41,756	15,501
13 Southeast Andhra Section	374	241	40,547	50,873	519	...	...	...	...	...	7	...	...	...	51,385	31,706
14 Vishaka Metro Section	18	35	12,365	6,183	88	...	...	...	...	...	7	...	...	...	6,264	4,891
15 West Telangana Section	232	23	49,200	77,240	404	...	...	...	...	...	10	20	...	...	77,614	46,944
Totals	2,599	1,316	318,738	580,230	5,556	...	...	...	...	...	237	106	111	80	585,252	300,559
16 NORTHEAST INDIA UN SECTION.	...	...	...	...	...	...	...	...	...	...	...	...	...	...	...	...
17 Arunachal Pradesh Region	2	19	310	504	16	...	...	...	...	...	2	...	...	...	518	308
18 Assam Region	18	56	4,698	6,153	115	...	...	...	...	...	...	...	...	2,427	3,841	4,699
19 Garo Section	46	142	15,690	15,543	742	...	...	...	...	...	9	...	...	...	16,276	11,941
20 Khasi Jaintia Conference	31	58	3,597	6,405	240	...	...	...	...	...	20	42	...	...	6,583	3,694
21 Manipur Conference	46	65	2,589	7,361	258	...	...	...	...	...	40	30	...	...	7,549	2,756
22 Mizo Conference	76	38	7,484	18,453	736	...	2	4	4	1	54	26	1	5	19,112	7,744
23 Nagaland Region	3	5	413	540	7	...	...	...	...	...	1	...	...	...	546	411
24 Tripura Region	6	9	1,344	2,488	159	...	...	...	...	...	1	...	...	...	2,673	1,305
Totals	228	392	36,124	57,447	2,273	...	2	4	31	1	127	98	1	2,432	57,098	32,857
25 NORTHERN INDIA UN SECTION	...	...	...	...	...	...	...	...	...	...	...	...	...	...	...	...
26 Bihar Region	4	134	1,715	4,110	53	...	...	...	...	...	5	...	...	...	4,158	1,434
27 Central Uttar Pradesh Region	6	20	834	1,050	155	...	...	...	...	...	...	...	...	...	1,205	740

Conference or Mission 1	Churches, Companies, and Church Membership															6	16
	2a	2b	3a	3b	4a	4a2	4b	4c	4d	5a	5b	5c	5d	5e			
	Churches	Companies	Church Attendance Average	Church Membership at Beginning of Year	Members Added					Members Subtracted					Church Membership at End of Year		
Baptisms					Former Members' Baptisms	Profession of Faith	Letters Received	Adjustments	Letters Granted	Deaths	Dropped	Missing	Adjustments				

**SOUTHERN ASIA DIVISION (CONT'D)**

28 Chhattisgarh Region . . . . .	10	59	2,106	2,738	111	...	...	...	...	...	1	...	...	...	2,848	2,192
29 Delhi Metro Region . . . . .	11	26	1,170	3,586	48	...	...	...	...	...	...	...	...	...	3,634	1,170
30 Eastern Jharkhand Section . . . . .	18	64	5,051	6,383	254	...	...	...	...	...	5	...	...	...	6,632	5,343
31 Eastern Uttar Pradesh Section . . . . .	32	193	3,417	41,303	68	...	...	...	...	...	131	...	...	...	41,240	2,782
32 Haryana Region . . . . .	16	95	2,346	7,935	44	...	...	...	...	...	...	...	...	...	7,979	2,810
33 Himachal Pradesh Region . . . . .	7	67	1,541	3,660	5	...	...	...	...	...	...	...	...	...	3,665	1,544
34 Kolkata Metro Region . . . . .	3	14	287	390	40	...	...	...	...	...	1	...	...	...	429	282
35 Madhya Pradesh Region . . . . .	4	21	303	1,024	5	...	...	...	...	...	...	...	...	...	1,029	289
36 North Bengal Section . . . . .	51	35	5,586	10,619	166	...	...	...	...	...	30	...	...	...	10,755	5,606
37 North India Section . . . . .	58	44	7,592	10,722	79	...	...	...	...	...	6	...	...	...	10,795	7,557
38 Rajasthan Section . . . . .	50	85	4,211	7,127	239	...	...	...	...	...	...	...	...	...	7,366	4,680
39 South Bengal Section . . . . .	96	210	1,412	14,734	104	...	61	...	60	...	...	...	...	...	14,959	1,412
40 Upper Ganges Section . . . . .	43	342	33,104	38,701	415	...	135	...	250	...	23	...	47	...	39,431	32,817
41 Uttarakhand Region . . . . .	9	9	319	515	19	...	...	...	...	...	...	...	...	...	534	232
42 Western Jharkhand Section . . . . .	58	117	6,313	10,043	201	...	...	...	...	...	28	...	...	...	10,216	6,706
Totals . . . . .	476	1,535	77,303	164,640	2,006	...	196	...	310	...	230	...	47	...	166,875	77,592

43 SOUTH-CENTRAL INDIA UN SECTION . . . . .	...	...	...	...	...	...	...	...	...	...	...	...	...	...	...	...
44 Bangalore Metro Conference . . . . .	56	37	4,935	12,830	96	...	...	...	...	...	21	...	...	...	12,905	4,895
45 Goa-West Karnataka Section . . . . .	57	92	2,648	21,594	43	...	...	...	...	...	2	...	...	...	21,635	2,454
46 Kolar-Chinthamani Region . . . . .	24	52	2,057	8,258	16	...	3	...	14	...	3	...	...	...	8,288	2,184
47 North Karnataka Section . . . . .	84	9	4,414	17,686	50	...	...	...	...	...	26	...	...	...	17,710	3,852
48 Raichur-Bellary Region . . . . .	13	17	1,903	1,700	49	...	...	...	...	...	1	...	...	...	1,748	1,582
49 South Karnataka Section . . . . .	24	13	3,674	4,067	16	...	...	...	...	...	5	...	...	...	4,078	3,675
Totals . . . . .	258	220	19,630	66,135	270	...	3	...	14	...	58	...	...	...	66,364	18,641

50 SOUTHEAST INDIA UN SECTION . . . . .	...	...	...	...	...	...	...	...	...	...	...	...	...	...	...	...
51 Chennai Metro Section . . . . .	46	37	12,209	21,180	454	...	...	...	...	...	23	8	120	...	21,483	11,888
52 Coimbatore Tirupur Section . . . . .	28	11	3,725	4,906	354	...	4	...	...	...	14	...	75	72	5,103	3,610
53 Dharmapuri Section . . . . .	24	24	1,273	5,493	291	...	...	...	...	...	...	...	58	20	5,706	1,282
54 Erode Nilgiris Section . . . . .	61	52	4,550	9,830	257	...	16	...	...	...	18	...	89	...	9,996	4,528
55 Kanchipuram-Chengalpattu Section . . . . .	10	25	928	1,103	95	...	...	...	...	...	2	...	8	...	1,188	884
56 North Tamil Conference . . . . .	84	304	13,050	28,076	237	...	...	4	...	1	15	319	309	346	27,327	12,832
57 Pudukottai-Thirumayam Region . . . . .	4	18	849	1,472	78	...	...	...	...	...	53	...	27	...	1,470	813
58 Sivagangai Ramanathapuram Section . . . . .	16	80	965	6,584	101	...	...	...	...	1	6	4	12	9	6,653	946
59 South Tamil Conference . . . . .	139	100	19,625	35,919	649	...	...	...	...	8	38	5	58	45	36,414	19,431
60 Thanjavur-Karaikal Section . . . . .	45	32	2,917	6,819	244	...	...	2	...	2	19	...	48	10	6,986	2,706
61 Theni-Periyakulam Region . . . . .	8	31	727	4,174	77	...	...	...	...	...	3	...	...	...	4,248	613
62 Vellore Section . . . . .	24	31	2,290	6,347	246	...	...	...	...	...	25	...	70	...	6,498	2,235
63 Villupuram-Tindivanam Region . . . . .	12	24	515	3,882	85	...	...	7	...	...	6	...	16	...	3,952	444
Totals . . . . .	501	769	63,620	135,785	3,168	...	20	6	7	12	222	336	890	502	137,024	62,209

64 SOUTHWEST INDIA UN SECTION . . . . .	...	...	...	...	...	...	...	...	...	...	...	...	...	...	...	...
65 Alappuzha-Pathanamthitta Section . . . . .	27	4	1,053	2,014	20	...	...	1	...	...	3	...	...	...	2,032	935
66 Idukki Section . . . . .	26	29	952	4,992	22	...	...	...	...	...	6	...	...	...	5,008	952
67 Malabar Region . . . . .	...	...	...	1,573	...	...	...	...	...	1,573	...	...	...	...	...	...
68 North Kerala Section . . . . .	53	42	2,875	7,946	63	...	...	1,573	10	...	15	...	...	10	9,567	2,779
69 South Kerala Section . . . . .	134	15	4,619	21,291	73	...	...	...	...	...	50	...	...	...	21,314	4,514
Totals . . . . .	240	90	9,499	37,816	178	...	...	1,574	10	1,573	74	...	...	10	37,921	9,180

70 WESTERN INDIA UNION SECTION . . . . .	...	...	...	...	...	...	...	...	...	...	...	...	...	...	...	...
71 Central Maharashtra Conference . . . . .	36	38	16,066	17,334	271	...	...	...	...	...	47	...	...	...	17,558	15,855
72 Gujarat Conference . . . . .	42	61	10,351	23,773	198	...	...	...	...	...	6	...	...	...	23,965	9,647
73 Mumbai Metro Section . . . . .	20	86	5,013	9,530	166	...	...	...	3	...	5	9	...	...	9,685	4,503
74 North Maharashtra Section . . . . .	93	79	25,257	31,423	282	...	...	...	...	...	47	...	...	...	31,658	16,467
75 Saurashtra Region . . . . .	4	30	1,491	3,796	87	...	...	...	...	...	...	...	...	...	3,883	1,394
76 South Gujarat Region . . . . .	4	28	2,581	3,239	68	...	...	...	...	...	...	...	...	...	3,307	1,596
77 South Maharashtra Section . . . . .	37	52	3,630	10,037	73	...	...	...	...	...	13	...	...	...	10,097	3,859
78 Vidarbha Region (Nagpur) . . . . .	21	84	2,950	9,853	53	...	...	...	17	...	...	...	8	...	9,915	2,583
Totals . . . . .	257	458	67,336	108,985	1,198	...	...	3	17	5	122	...	8	...	110,068	55,902

79 ATTACHED FIELDS	...	...	...	...	...	...	...	...	...	...	...	...	...	...	...	...
80 Andaman and Nicobar Island Reg. . . . .	3	4	123	374	29	...	...	...	...	...	2	61	60	...	280	120
81 East Himalayan Field . . . . .	14	19	220	960	4	...	...	...	...	...	...	20	20	...	924	214
Totals . . . . .	17	23	343	1,334	33	...	...	...	...	...	2	81	80	...	1,204	333

82 SOUTHERN ASIA DIVISION . . . . .	...	...	...	...	...	...	...	...	...	...	...	...	...	...	...	...
83 East-Central India Union Section . . . . .	2,599	1,316	318,738	580,230	5,556	...	...	...	...	...	237	106	111	80	585,252	300,559
84 Northeast India Union Section . . . . .	228	392	36,124	57,447	2,273	...	2	4	31	1	127	98	1	2,432	57,098	32,857
85 Northern India Union Section . . . . .	476	1,535	77,303	164,640	2,006	...	196	...	310	...	230	...	47	...	166,875	77,592
86 South-Central India Union Section . . . . .	258	220	19,630	66,135	270	...	3	...	14	...	58	...	...	...	66,364	18,641
87 Southeast India Union Section . . . . .	501	769	63,620	135,785	3,168	...	20	6	7	12	222	336	890	502	137,024	62,209

Conference or Mission	Churches, Companies, and Church Membership															
	2a	2b	3a	3b	4a	4a2	4b	4c	4d	5a	5b	5c	5d	5e	6	16
	Churches	Companies	Church Attendance Average	Church Membership at Beginning of Year	Members Added					Members Subtracted					Church Membership at End of Year	Sabbath School Attendance Average
Baptisms					Former Members' Baptisms	Profession of Faith	Letters Received	Adjustments	Letters Granted	Deaths	Dropped	Missing	Adjustments			

**SOUTHERN ASIA DIVISION (CONT'D)**

88 Southwest India Union Section . . . . .	240	90	9,499	37,816	178	...	...	1,574	10	1,573	74	...	...	10	37,921	9,180
89 Western India Union Section . . . . .	257	458	67,336	108,985	1,198	...	...	3	17	5	122	...	8	...	110,068	55,902
90 Attached Fields . . . . .	17	23	343	1,334	33	...	...	...	...	...	2	81	80	...	1,204	333
<b>DIVISION TOTALS . . . . .</b>	<b>4,576</b>	<b>4,803</b>	<b>592,591</b>	<b>1,152,372</b>	<b>14,682</b>	...	221	1,587	389	1,591	1,072	621	1,137	3,024	1,161,806	557,271

**SOUTHERN ASIA-PACIFIC DIVISION**

1 CENTRAL PHILIPPINE UN CONF . . . . .	...	...	...	...	...	...	...	...	...	...	...	...	...	...	...	...
2 Central Visayan Conference . . . . .	334	89	12,708	58,888	4,087	...	16	5	...	205	1,052	1,407	1,743	2,615	55,974	10,313
3 East Visayan Conference . . . . .	149	142	19,053	27,215	2,663	...	10	...	3	10	245	212	665	2,107	26,652	19,415
4 Negros Occidental Conference . . . . .	321	86	18,777	46,778	4,298	4	3	28	1,526	15	30	31	...	...	52,561	16,612
5 Negros Oriental-Siquijor Mission . . . . .	151	60	8,346	22,332	1,539	...	11	1	...	1	22	8	30	...	23,822	8,073
6 Romblon Mission . . . . .	78	7	3,933	8,849	566	22	18	37	16	98	64	152	39	29	9,126	3,605
7 Samar Mission . . . . .	50	67	3,341	7,876	1,056	...	...	...	...	1	15	...	...	...	8,916	3,297
8 West Visayan Conference . . . . .	340	128	35,752	40,782	3,846	38	...	2	...	1	167	12	...	...	44,488	32,039
<b>Totals . . . . .</b>	<b>1,423</b>	<b>579</b>	<b>101,908</b>	<b>212,720</b>	<b>18,055</b>	64	58	73	1,545	331	1,595	1,822	2,477	4,751	221,539	93,352

9 EAST INDONESIA UNION CONF . . . . .	...	...	...	...	...	...	...	...	...	...	...	...	...	...	...	...
10 Bolaang Mongondow & Gorontalo Miss. . . . .	69	10	3,111	4,782	165	49	...	...	...	...	13	49	8	...	4,926	346
11 Central Sulawesi Mission . . . . .	62	2	2,194	11,184	363	7	6	...	7	3	19	6	7	...	11,532	1,712
12 Luwu Tana Toraja Mission . . . . .	37	2	931	2,678	152	7	1	9	32	9	24	2	...	127	2,717	810
13 Maluku Mission . . . . .	55	18	5,457	7,359	154	3	...	...	...	7	39	...	...	3,000	4,470	3,687
14 Manado and North Maluku Conf . . . . .	143	1	12,934	19,361	373	...	...	...	...	...	13	...	...	...	19,721	8,026
15 Minahasa Conference . . . . .	242	14	13,529	31,355	670	115	16	8	...	21	98	33	141	...	31,871	11,979
16 North Minahasa Bitung Mission . . . . .	134	12	11,317	15,187	682	51	...	...	...	69	100	71	44	48	15,588	11,307
17 Northern Island Mission . . . . .	64	3	2,121	3,795	101	2	...	...	...	...	20	...	...	...	3,878	1,903
18 Papua Mission . . . . .	155	23	20,548	22,305	1,048	73	2	122	...	113	23	2	...	...	23,412	20,084
19 South Sulawesi Conference . . . . .	32	...	1,909	3,156	110	1	1	32	...	32	15	...	...	1	3,252	1,648
20 West Papua Mission . . . . .	48	17	3,853	9,873	244	3	...	2	...	3	54	...	5	...	10,060	1,210
<b>Totals . . . . .</b>	<b>1,041</b>	<b>102</b>	<b>77,902</b>	<b>131,035</b>	<b>4,062</b>	311	26	173	39	257	418	163	205	3,176	131,427	62,711

21 MALAYSIA UNION MISSION . . . . .	...	...	...	...	...	...	...	...	...	...	...	...	...	...	...	...
22 Peninsular Malaysia Mission . . . . .	29	16	2,678	6,341	101	...	12	98	...	113	29	...	...	671	5,739	2,027
23 Sabah Mission . . . . .	263	9	9,464	33,677	656	...	15	41	...	44	51	5	337	9	33,943	7,570
24 Sarawak Mission . . . . .	189	2	7,108	21,284	838	...	1	3	55	6	103	38	124	1,513	20,397	7,093
<b>Totals . . . . .</b>	<b>481</b>	<b>27</b>	<b>19,250</b>	<b>61,302</b>	<b>1,595</b>	...	28	142	55	163	183	43	461	2,193	60,079	16,689

25 MYANMAR UNION MISSION . . . . .	...	...	...	...	...	...	...	...	...	...	...	...	...	...	...	...
26 Ayeyarwady Mission . . . . .	63	18	3,774	8,511	243	...	...	3	...	6	25	3	...	...	8,723	3,839
27 Central Myanmar Mission . . . . .	34	22	2,580	5,814	232	...	1	9	...	10	9	4	...	...	6,033	2,792
28 South East Mission . . . . .	29	20	2,689	5,952	98	1	1	19	...	21	29	...	1	...	6,020	2,695
29 Upper Myanmar Mission . . . . .	83	18	5,334	10,469	415	...	11	107	...	119	26	47	21	...	10,789	5,329
30 Yangon Mission . . . . .	39	14	2,704	6,475	278	...	3	122	11	120	19	2	...	...	6,748	2,262
<b>Totals . . . . .</b>	<b>248</b>	<b>92</b>	<b>17,079</b>	<b>37,221</b>	<b>1,266</b>	1	16	260	11	276	108	56	22	...	38,313	16,916

31 NORTH PHILIPPINE UN CONF . . . . .	...	...	...	...	...	...	...	...	...	...	...	...	...	...	...	...
32 Cavite Mission . . . . .	87	30	16,379	26,768	1,112	22	3	55	...	11	78	...	...	7,011	20,860	14,744
33 Central Luzon Conference . . . . .	372	91	57,875	175,983	3,037	...	26	133	...	36	73	15	1,104	66,740	111,211	47,438
34 Mountain Provinces Mission . . . . .	113	48	3,746	27,077	443	...	...	...	...	...	6	...	...	15,016	12,498	3,758
35 Northeast Luzon Mission . . . . .	188	29	7,140	35,335	1,569	77	...	4	...	25	52	37	146	21,000	15,725	6,850
36 Northern Luzon Mission . . . . .	191	46	12,621	40,536	2,217	...	...	...	...	6	35	...	...	21,288	21,424	12,100
37 Palawan Mission . . . . .	159	57	11,867	37,555	1,006	...	...	3	...	...	22	...	...	15,233	23,309	11,753
38 South-Central Luzon Conference . . . . .	355	120	1,278	79,336	1,754	6	3	38	...	184	27	...	164	24,321	56,441	1,020
39 Southern Luzon Mission . . . . .	174	45	12,902	40,643	1,802	148	...	23	...	47	39	4	155	17,454	24,917	12,508
<b>Totals . . . . .</b>	<b>1,639</b>	<b>466</b>	<b>123,807</b>	<b>463,233</b>	<b>12,940</b>	253	32	256	...	309	332	56	1,569	188,063	286,385	110,168

40 SOUTHEASTERN ASIA UN MISS . . . . .	...	...	...	...	...	...	...	...	...	...	...	...	...	...	...	...
41 Cambodia Mission . . . . .	9	33	3,658	4,428	483	...	...	...	...	4	20	...	...	...	4,887	2,626
42 Laos Region . . . . .	14	15	763	5,416	356	...	...	...	...	...	9	...	...	2,376	3,387	1,932
43 Thailand Mission . . . . .	50	72	8,227	16,757	828	...	32	59	...	62	37	56	31	...	17,490	5,882
44 Vietnam Mission . . . . .	21	175	5,720	14,704	623	...	1	...	...	...	23	14	...	...	15,291	6,008
<b>Totals . . . . .</b>	<b>94</b>	<b>295</b>	<b>18,367</b>	<b>41,305</b>	<b>2,290</b>	...	33	59	...	66	89	70	31	2,376	41,055	16,448

45 SOUTHEASTERN PHILIPPINE UN MISS . . . . .	...	...	...	...	...	...	...	...	...	...	...	...	...	...	...	...
46 Davao Mission . . . . .	177	135	23,885	77,367	7,015	...	12	13	...	1	33	4	...	10,469	73,900	20,485
47 Northeastern Mindanao Mission . . . . .	433	212	74,655	99,697	15,445	...	10	171	39	180	42	97	5,819	19,295	89,929	77,651
48 Northern Davao Mission . . . . .	244	103	22,600	76,605	7,217	5	18	24	...	15	38	123	9	20,990	62,694	19,990
49 Southern Mindanao Mission . . . . .	448	317	127,094	208,983	10,217	703	56	27	3,977	16	103	57	47	27,858	195,882	107,915
<b>Totals . . . . .</b>	<b>1,302</b>	<b>767</b>	<b>248,234</b>	<b>462,652</b>	<b>39,894</b>	708	96	235	4,016	212	216	281	5,875	78,612	422,405	226,040

50 SOUTHWESTERN PHILIPPINE UN CONF . . . . .	...	...	...	...	...	...	...	...	...	...	...	...	...	...	...	...
51 Central Mindanao Mission . . . . .	270	163	20,493	59,455	7,280	...	146	75	...	124	73	111	361	3,960	62,327	17,199
52 North Central Mindanao Conf . . . . .	271	85	39,881	58,921	8,426	...	51	119	...	142	97	242	901	2,965	63,170	31,981
53 Western Mindanao Conference . . . . .	359	191	51,778	116,105	8,056	...	167	153	...	33	118	10	235	36,256	87,829	46,609



Conference or Mission	Churches, Companies, and Church Membership															
	2a	2b	3a	3b	4a	4a2	4b	4c	4d	5a	5b	5c	5d	5e	6	16
	Churches	Companies	Church Attendance Average	Church Membership at Beginning of Year	Members Added					Members Subtracted					Church Membership at End of Year	Sabbath School Attendance Average
Baptisms					Former Members' Baptisms	Professions of Faith	Letters Received	Adjustments	Letters Granted	Deaths	Dropped	Missing	Adjustments			
<b>SOUTHERN ASIA-PACIFIC DIVISION (CONT'D)</b>																
54 Zamboanga Peninsula Mission	241	109	15,410	68,554	7,662	333	22	3	...	86	68	373	543	2,089	73,415	12,439
Totals	1,141	548	127,561	303,035	31,424	333	386	350	...	385	356	736	2,040	45,270	286,741	108,228
55 WEST INDONESIA UNION MISSION	...	...	...	...	...	...	...	...	...	...	...	...	...	...	...	...
56 Central Java Mission	38	22	1,368	3,535	206	...	6	70	241	86	101	66	80	70	3,655	1,463
57 Central Sumatra Mission	115	40	3,917	8,427	607	...	...	21	...	20	28	9	260	...	8,738	3,746
58 East Java Conference	78	29	3,858	8,153	345	...	9	34	...	73	91	20	114	...	8,243	3,218
59 East Kalimantan Mission	59	31	2,196	4,681	213	...	12	46	...	62	30	108	29	...	4,723	1,816
60 Jakarta Conference	182	40	18,875	36,245	1,138	1	1	3	...	75	75	49	221	...	36,968	17,682
61 North Sumatra Mission	208	53	8,899	12,505	829	...	...	...	...	34	72	3	44	...	13,181	9,025
62 Nusa Tenggara Mission	93	27	5,241	8,313	321	15	47	...	...	2	37	...	...	...	8,657	4,811
63 South Sumatra Mission	76	30	1,036	4,293	172	3	...	1	...	8	19	9	5	1	4,427	986
64 West Java Conference	47	7	5,293	9,643	283	5	...	...	...	...	49	...	412	...	9,470	5,270
65 West Kalimantan Region	29	43	1,089	3,496	365	3	7	...	...	...	2	...	...	...	3,869	1,096
Totals	925	322	51,770	99,291	4,479	27	82	175	241	360	504	264	1,165	71	101,931	49,110
66 ATTACHED FIELDS	...	...	...	...	...	...	...	...	...	...	...	...	...	...	...	...
67 Singapore Conference	7	...	1,284	3,252	46	...	13	15	179	12	9	...	...	37	3,447	532
68 Timor-Leste Mission	2	4	372	782	45	6	...	...	...	...	5	...	...	...	828	319
Totals	9	4	1,656	4,034	91	6	13	15	179	12	14	...	...	37	4,275	851
69 SOUTHERN ASIA-PACIFIC DIV.	...	...	...	...	...	...	...	...	...	...	...	...	...	...	...	...
70 Central Philippine Union Conf	1,423	579	101,908	212,720	18,055	64	58	73	1,545	331	1,595	1,822	2,477	4,751	221,539	93,352
71 East Indonesia Union Conference	1,041	102	77,902	131,035	4,062	311	26	173	39	257	418	163	205	3,176	131,427	62,711
72 Malaysia Union Mission	481	27	19,250	61,302	1,595	...	28	142	55	163	183	43	461	2,193	60,079	16,689
73 Myanmar Union Mission	248	92	17,079	37,221	1,266	1	16	260	11	276	108	56	22	...	38,313	16,916
74 North Philippine Union Conf.	1,639	466	123,807	463,233	12,940	253	32	256	...	309	332	56	1,569	188,063	286,385	110,168
75 Southeastern Asia Union Mission	94	295	18,367	41,305	2,290	...	33	59	...	66	89	70	31	2,376	41,055	16,448
76 Southeastern Philippine Un Miss.	1,302	767	248,234	462,652	39,894	708	96	235	4,016	212	216	281	5,875	78,612	422,405	226,040
77 Southwestern Philippine Un Conf	1,141	548	127,561	303,035	31,424	333	386	350	...	385	356	736	2,040	45,270	286,741	108,228
78 West Indonesia Union Mission	925	322	51,770	99,291	4,479	27	82	175	241	360	504	264	1,165	71	101,931	49,110
79 Attached Fields	9	4	1,656	4,034	91	6	13	15	179	12	14	...	...	37	4,275	851
DIVISION TOTALS	8,303	3,202	787,532	1,815,828	116,096	1,703	770	1,738	6,086	2,371	3,815	3,491	13,845	324,549	1,594,150	700,510
<b>TRANS-EUROPEAN DIVISION</b>																
1 ADRIATIC UNION CONFERENCE	...	...	...	...	...	...	...	...	...	...	...	...	...	...	...	...
2 Albanian Mission of SDA	5	2	48	471	3	...	...	...	...	...	...	...	...	...	474	57
3 Croatian Conference	60	...	1,300	2,485	34	...	3	5	...	5	53	23	...	24	2,422	1,286
4 Slovenian Conference	15	2	210	551	5	...	...	...	2	...	5	10	2	...	541	227
Totals	80	4	1,558	3,507	42	...	3	5	2	5	58	33	2	24	3,437	1,570
5 BALTIC UNION CONFERENCE	...	...	...	...	...	...	...	...	...	...	...	...	...	...	...	...
6 Estonian Conference	20	1	557	1,242	21	...	...	21	2	17	25	3	...	16	1,225	510
7 Latvian Conference	51	2	1,223	3,660	53	...	8	84	6	73	45	32	3	24	3,634	1,050
8 Lithuanian Conference	16	4	302	682	10	...	2	5	1	6	13	31	12	6	632	300
Totals	87	7	2,081	5,584	84	...	10	110	9	96	83	66	15	46	5,491	1,859
9 BRITISH UNION CONFERENCE	...	...	...	...	...	...	...	...	...	...	...	...	...	...	...	...
10 Irish Mission	13	9	524	1,116	20	...	16	76	...	30	6	2	...	5	1,185	347
11 North England Conference	108	38	3,446	12,008	280	4	37	458	...	255	87	21	6	28	12,390	2,451
12 Scottish Mission	10	4	265	732	15	1	2	20	...	9	7	1	...	1	752	174
13 South England Conference	162	58	4,786	26,651	696	11	175	1,119	3	885	167	14	...	58	27,531	3,014
14 Welsh Mission	13	6	275	761	10	...	2	37	...	24	7	7	...	3	769	210
Totals	306	115	9,295	41,268	1,021	16	232	1,710	3	1,203	274	45	6	95	42,627	6,195
15 DANISH UN OF CHURCHES CONF.	40	1	...	2,363	31	3	3	8	...	4	27	20	...	14	2,343	...
16 FINLAND UN OF CHURCHES CONF.	59	9	1,465	4,275	44	...	25	12	...	5	86	85	4	...	4,176	1,320
17 HUNGARIAN UN CONFERENCE	...	...	...	...	...	...	...	...	...	...	...	...	...	...	...	...
18 Duna Conference	53	11	873	2,971	47	...	15	54	...	37	39	2	30	...	2,979	1,027
19 Tisza Conference	56	10	833	2,077	36	...	1	48	1	38	44	4	7	...	2,070	522
Totals	109	21	1,706	5,048	83	...	16	102	1	75	83	6	37	...	5,049	1,549
20 NETHERLANDS UN OF CHURCHES CONF.	59	15	...	6,073	100	1	22	100	57	72	55	25	...	10	6,191	...
21 NORWEGIAN UN CONFERENCE	...	...	...	...	...	...	...	...	...	...	...	...	...	...	...	...
22 East Norway Conference	32	...	360	2,823	30	...	7	27	...	16	22	12	...	...	2,837	163
23 North Norway Conference	14	...	39	482	4	...	4	6	...	5	6	1	...	...	484	38
24 West Norway Conference	13	2	151	1,164	14	...	9	16	...	2	9	2	...	...	1,190	112
Totals	59	2	550	4,469	48	...	20	49	...	23	37	15	...	...	4,511	313
25 POLISH UNION CONFERENCE	...	...	...	...	...	...	...	...	...	...	...	...	...	...	...	...
26 East Polish Conference	34	10	444	2,013	28	...	6	129	3	95	14	10	7	13	2,040	418

Conference or Mission	Churches, Companies, and Church Membership															
	2a	2b	3a	3b	4a	4a2	4b	4c	4d	5a	5b	5c	5d	5e	6	16
	Churches	Companies	Church Attendance Average	Church Membership at Beginning of Year	Members Added					Members Subtracted					Church Membership at End of Year	Sabbath School Attendance Average
Baptisms					Former Members' Baptisms	Professions of Faith	Letters Received	Adjustments	Letters Granted	Deaths	Dropped	Missing	Adjustments			
<b>TRANS-EUROPEAN DIVISION (CONT'D)</b>																
27 South Polish Conference.....	51	3	388	2,093	34	...	3	60	...	50	16	6	3	10	2,105	296
28 West Polish Conference.....	35	17	669	1,773	23	...	6	121	10	54	11	9	20	14	1,825	576
Totals.....	120	30	1,501	5,879	85	...	15	310	13	199	41	25	30	37	5,970	1,290
29 SOUTH-EAST EUROPEAN UN CONF. ....	...	...	...	...	...	...	...	...	...	...	...	...	...	...	...	...
30 Bosnia and Herzegovina Conf. ....	23	...	236	580	1	...	...	1	...	1	2	...	...	...	579	227
31 Macedonian Mission.....	15	6	360	515	12	1	1	7	...	5	3	1	1	...	526	347
32 North Conference.....	88	...	...	3,113	60	...	9	28	1	19	87	5	25	...	3,075	...
33 South Conference.....	84	...	1,112	2,493	34	...	4	9	...	6	31	2	...	2	2,499	979
Totals.....	210	6	1,707	6,701	107	1	14	45	1	31	123	8	26	2	6,679	1,552
34 SWEDISH UN OF CHURCHES CONF. . . .	32	7	943	2,927	35	2	18	32	...	15	37	10	...	3	2,949	713
<b>35 ATTACHED FIELDS</b>																
36 Cyprus Region.....	3	1	...	126	4	...	4	15	...	18	...	1	...	...	130	...
37 Greek Mission.....	11	4	192	503	7	1	...	6	2	8	4	...	55	1	451	196
38 Iceland Conference.....	6	1	237	473	34	...	1	...	...	...	1	...	...	1	506	246
Totals.....	20	6	428	1,102	45	1	5	21	2	26	5	1	55	2	1,087	441
39 TRANS-EUROPEAN DIVISION.....	...	...	...	...	...	...	...	...	...	...	...	...	...	...	...	...
40 Adriatic Union Conference.....	80	4	1,558	3,507	42	...	3	5	2	5	58	33	2	24	3,437	1,570
41 Baltic Union Conference.....	87	7	2,081	5,584	84	...	10	110	9	96	83	66	15	46	5,491	1,859
42 British Union Conference.....	306	115	9,295	41,268	1,021	16	232	1,710	3	1,203	274	45	6	95	42,627	6,195
43 Danish Union of Churches Conf. ....	40	1	...	2,363	31	3	3	8	...	4	27	20	...	14	2,343	...
44 Finland Union of Churches Conf. ....	59	9	1,465	4,275	44	...	25	12	...	5	86	85	4	...	4,176	1,320
45 Hungarian Union Conference.....	109	21	1,706	5,048	83	...	16	102	1	75	83	6	37	...	5,049	1,549
46 Netherlands Un of Churches Conf. ....	59	15	...	6,073	100	1	22	100	57	72	55	25	...	10	6,191	...
47 Norwegian Union Conference.....	59	2	550	4,469	48	...	20	49	...	23	37	15	...	...	4,511	313
48 Polish Union Conference.....	120	30	1,501	5,879	85	...	15	310	13	199	41	25	30	37	5,970	1,290
49 South-East European Union Conf. . . .	210	6	1,707	6,701	107	1	14	45	1	31	123	8	26	2	6,679	1,552
50 Swedish Union of Churches Conf. . . .	32	7	943	2,927	35	2	18	32	...	15	37	10	...	3	2,949	713
51 Attached Fields.....	20	6	428	1,102	45	1	5	21	2	26	5	1	55	2	1,087	441
DIVISION TOTALS.....	1,181	223	21,232	89,196	1,725	24	383	2,504	88	1,754	909	339	175	233	90,510	16,800
<b>WEST-CENTRAL AFRICA DIVISION</b>																
<b>1 CAMEROON UNION MISSION.....</b>																
2 Adamaoua-Mayo Rey Conference..	63	30	9,171	7,099	507	...	3	23	32	14	4	...	...	32	7,614	7,126
3 Benoue-Faro Mission.....	85	56	10,661	8,203	809	1	81	...	...	...	4	...	...	...	9,090	9,771
4 Central-South Cameroon Conf. ....	94	82	7,807	8,526	876	...	18	12	...	19	30	17	20	...	9,346	5,969
5 East Cameroon Conference.....	266	226	15,750	25,086	1,742	1	8	6,299	...	5,826	66	7	63	...	27,174	13,948
6 Mbam-Sanaga Conference.....	169	106	11,994	16,496	1,080	...	3	11	15	4	40	39	5	...	17,517	11,876
7 North Cameroon Conference.....	202	118	27,480	41,765	2,824	...	21	7	23	2	49	51	11	42	44,485	26,292
8 Nyong-Afamba Conference.....	110	43	9,914	12,931	992	...	84	16	...	24	18	...	11	...	13,970	7,087
9 West Cameroon Conference.....	68	27	4,369	8,349	343	...	6	63	...	55	31	...	...	...	8,675	3,278
Totals.....	1,057	688	97,145	128,455	9,173	2	224	6,431	70	5,944	242	114	110	74	137,871	85,346
<b>10 CENTRAL AFRICAN UN MISS.....</b>																
11 Central African Republic Mission. . .	52	37	3,944	5,181	381	17	133	70	550	21	50	75	112	160	5,914	3,799
12 Chad Mission.....	42	39	3,212	4,949	393	...	1	1	...	...	8	2	2	...	5,332	2,931
13 Congo Mission.....	17	8	1,052	1,582	194	...	9	12	20	6	1	9	20	130	1,651	725
14 Equatorial Guinea Mission.....	13	22	1,378	2,048	201	1	5	1	...	4	7	2	2	...	2,241	1,596
15 Gabon Mission.....	22	10	1,217	2,591	219	2	10	5	...	38	4	70	77	...	2,638	763
Totals.....	146	116	10,802	16,351	1,388	20	158	89	570	69	70	158	213	290	17,776	9,813
<b>16 EASTERN NIGERIA UN CONF.....</b>																
17 Aba East Conference.....	101	27	37,423	33,191	3,449	...	...	77	...	538	105	...	...	...	36,074	37,448
18 Aba North Conference.....	90	38	26,508	25,098	1,944	13	23	80	...	79	114	11	2	...	26,952	26,493
19 Aba South Conference.....	67	30	22,635	20,324	1,796	...	2	113	...	121	54	3	...	...	22,057	22,655
20 Aba West Mission.....	29	28	7,585	6,736	646	...	11	37	...	30	26	4	12	...	7,358	7,592
21 Abia North-Central Conference.....	46	68	11,398	10,785	915	5	3	54	...	58	34	8	4	...	11,658	11,450
22 Akwa Ibom Conference.....	17	67	6,425	5,429	751	...	...	1	...	...	8	...	...	...	6,173	6,348
23 Anambra Mission.....	17	27	4,814	2,530	1,056	...	...	16	...	6	8	...	...	...	3,588	4,893
24 Bayelsa Mission.....	12	36	2,641	2,167	487	...	...	16	...	15	5	...	...	...	2,650	2,648
25 Cross River Conference.....	6	16	2,624	2,007	253	...	1	...	...	...	...	...	...	...	2,261	2,645
26 Ebonyi Conference.....	44	49	7,657	6,826	942	2	4	18	...	43	31	29	...	...	7,689	7,728
27 Enugu Conference.....	13	33	3,440	2,343	579	...	...	7	...	8	3	...	...	...	2,918	3,532
28 Imo Conference.....	70	58	6,513	6,629	1,177	...	...	14	...	25	62	5	5	...	7,723	6,613
29 Northern Cross River Mission . . . .	5	15	1,938	986	261	...	...	...	...	...	...	...	...	...	1,247	1,919
30 Port Harcourt Conference.....	104	44	30,055	27,231	4,082	...	19	127	...	78	55	23	10	...	31,293	30,041
31 Rivers East Conference.....	43	46	8,955	7,600	936	...	...	14	...	13	24	2	...	...	8,511	8,959
32 Rivers West Conference.....	85	100	19,143	18,368	1,942	1	1	52	...	59	72	29	36	...	20,168	18,923
Totals.....	749	682	199,750	178,250	21,216	21	64	626	...	1,073	601	114	69	...	198,320	199,884

Conference or Mission 1	Churches, Companies, and Church Membership															
	2a	2b	3a	3b	4a	4a2	4b	4c	4d	5a	5b	5c	5d	5e	6	16
	Churches	Companies	Church Attendance Average	Church Membership at Beginning of Year	Members Added					Members Subtracted					Church Membership at End of Year	Sabbath School Attendance Average
Baptisms					Former Members' Baptisms	Professions of Faith	Letters Received	Adjustments	Letters Granted	Deaths	Dropped	Missing	Adjustments			
<b>WEST-CENTRAL AFRICA DIVISION (CONT'D)</b>																
33 EASTERN SAHEL UNION MISS	...	...	...	...	...	...	...	...	...	...	...	...	...	...	...	...
34 Benin Conference	38	57	7,399	6,678	625	1	...	...	...	...	9	13	11	...	7,271	7,385
35 Burkina Faso Mission	13	64	3,920	2,672	196	...	1	...	...	...	4	...	...	...	2,865	3,353
36 Niger Region	2	34	1,173	1,310	487	...	...	...	...	...	3	...	...	...	1,794	1,038
37 North-central Cote d'Ivoire Miss.	15	27	1,859	2,028	116	...	2	4	...	...	2	...	...	...	2,148	1,620
38 Southeast Cote d'Ivoire Conf.	46	55	5,743	5,480	542	...	10	...	...	...	28	...	...	...	6,004	5,239
39 Southwest Cote d'Ivoire Mission	38	54	3,075	3,713	222	...	2	26	...	28	27	1	...	...	3,907	2,366
40 Togo Conference	80	142	9,968	9,823	776	1	...	...	1	5	18	...	...	...	10,578	9,452
Totals	232	433	33,135	31,704	2,964	2	15	30	1	33	91	14	11	...	34,567	30,451
<b>41 NORTHERN GHANA UN CONF.</b>																
42 Ashanti Central Ghana Conf.	81	41	3,846	20,506	890	5	1	53	21	106	81	325	1	53	20,910	2,385
43 Ashanti South Ghana Conf.	187	193	7,311	31,293	1,742	3	18	174	43	198	187	4	...	612	32,272	4,455
44 Central Ghana Conference	104	127	13,716	20,964	1,352	6	24	323	14	301	140	22	1	156	22,063	9,183
45 Green View Ghana Conference	103	105	3,646	8,378	423	3	3	81	15	95	33	10	17	97	8,651	2,501
46 Mid-Central Ghana Conference	92	46	17,800	23,328	610	1	16	159	92	174	150	2	...	196	23,684	9,588
47 Mid-North Ghana Conference	142	135	1,794	24,543	698	1	2	221	5	211	103	212	...	127	24,817	1,048
48 Mid-West Ghana Conference	121	138	14,428	18,843	1,113	7	3	337	19	317	58	8	18	143	19,778	9,365
49 Mountain View Ghana Conf.	130	86	24,582	32,842	699	...	1	169	5	193	84	10	...	34	33,395	12,781
50 North Ghana Mission	24	93	3,000	7,241	157	...	1	2,199	3	2,112	3	...	...	4	7,482	2,018
51 South Central Ghana Conference	119	117	12,999	21,999	980	...	2	217	75	228	86	26	...	276	22,657	7,985
Totals	1,103	1,081	103,121	209,937	8,664	26	71	3,933	292	3,935	925	619	37	1,698	215,709	61,306
<b>52 NORTHERN NIGERIA UN CONF.</b>																
53 North Central Nigeria Conference	67	76	12,701	11,449	637	...	56	281	41	176	30	3	28	71	12,156	12,778
54 North East Nigeria Conference	107	161	26,539	23,849	945	...	75	987	...	961	127	42	66	...	24,660	26,478
55 North West Nigeria Conference	136	153	26,430	20,550	1,108	31	62	225	179	554	180	140	89	...	21,192	25,099
Totals	310	390	65,670	55,848	2,690	31	193	1,493	220	1,691	337	185	183	71	58,008	64,355
<b>56 SOUTHERN GHANA UN CONF.</b>																
57 Accra City Conference	99	48	18,701	32,067	1,012	...	14	172	...	218	56	6	...	104	32,881	15,189
58 Diamond Field Ghana Conference	76	126	9,790	13,724	813	...	...	29	...	20	30	5	...	...	14,511	7,292
59 East Ghana Conference	84	76	8,396	12,387	710	...	...	...	...	21	8	...	...	224	12,844	7,644
60 Eastern View Ghana Conference	87	118	7,722	14,741	576	...	...	8	...	3	33	...	...	...	15,289	6,563
61 Meridian Ghana Conference	57	25	7,980	15,178	706	...	2	249	...	248	62	...	...	...	15,825	5,267
62 Mid-South Ghana Conference	119	202	11,286	20,116	1,035	...	2	3	...	6	12	...	...	...	21,138	8,049
63 Oti Ghana Mission	19	92	2,514	4,996	383	...	4	7	...	9	22	2	11	...	5,346	2,504
64 Pioneer Ghana Conference	99	161	10,811	17,080	837	...	14	37	...	37	55	...	98	...	17,778	9,896
65 South West Ghana Conference	152	124	13,568	24,179	1,421	...	...	121	26	204	60	46	...	447	24,990	11,428
66 Volta Ghana Mission	30	66	2,459	5,878	479	2	2	7	...	8	12	...	2	...	6,346	2,139
67 West-Central Ghana Conference	119	87	6,610	14,456	823	6	3	91	156	71	27	3	...	...	15,434	5,290
68 Western North Ghana Conference	143	148	11,393	17,191	779	6	...	33	...	50	16	13	...	...	17,930	9,109
Totals	1,084	1,273	111,226	191,993	9,574	14	41	757	182	895	393	75	111	775	200,312	90,368
<b>69 WEST AFRICAN UNION MISS.</b>																
70 Central Liberia Mission	62	29	5,957	7,771	556	...	...	...	342	...	5	...	...	...	8,664	5,561
71 Guinea Region	6	28	601	2,816	107	...	3	...	...	...	6	...	...	...	2,920	612
72 Sierra Leone Conference	53	75	1,952	12,899	1,563	2	...	...	47	...	94	...	...	...	14,417	1,257
73 South-East Liberia Mission	26	25	3,466	4,352	506	20	...	1	...	2	17	...	...	...	4,860	3,277
74 South-West Liberia Conference	22	16	10,733	18,047	507	...	...	...	...	...	42	...	1	...	18,511	9,826
Totals	169	173	22,708	45,885	3,239	22	3	1	389	2	164	...	1	...	49,372	20,532
<b>75 WESTERN NIGERIA UN CONF.</b>																
76 Delta Conference	37	59	3,394	6,970	351	1	2	10	...	25	9	160	65	8	7,067	3,040
77 Edo Conference	31	52	3,563	4,620	260	...	1	...	75	...	7	...	...	...	4,949	2,504
78 Ekiti Conference	37	38	3,155	9,981	530	1	2	...	183	...	16	...	...	...	10,681	3,206
79 Kogi Region	7	32	384	857	103	...	...	...	10	...	...	...	...	...	970	349
80 Kwara Conference	32	47	2,023	3,032	105	...	2	...	24	...	3	...	...	1	3,159	2,001
81 Lagos Atlantic Conference	28	30	3,318	7,156	585	...	10	24	9	98	5	350	...	...	7,331	2,958
82 Lagos Mainland Conference	43	42	3,839	7,716	327	...	...	...	17	...	...	...	...	...	8,060	3,745
83 Ogun Conference	30	61	5,226	10,642	645	...	5	...	...	...	...	...	...	...	11,292	5,213
84 Ondo Mission	27	43	979	2,563	95	...	...	3	41	...	9	24	...	...	2,669	948
85 Osun Conference	34	42	7,870	6,602	730	...	...	...	...	...	5	...	...	...	7,327	7,894
86 Oyo Conference	40	42	929	3,928	36	756	...	1	...	...	8	...	...	161	4,552	960
Totals	346	488	34,677	64,067	3,767	758	22	38	359	123	62	534	65	170	68,057	32,815
<b>87 WESTERN SAHEL UNION MISS.</b>																
88 Cabo Verde Conference	47	28	2,298	10,037	300	56	1	8	24	10	19	105	...	...	10,292	357
89 Gambia Region	5	7	272	368	22	...	5	...	...	...	1	...	...	...	394	214
90 Guinea-Bissau Mission	11	11	1,132	4,482	318	2	...	...	...	2	1	...	...	...	4,799	926
91 Mali Mission	5	8	419	2,152	36	...	2	2	...	...	...	...	...	...	2,192	429

Conference or Mission	Churches, Companies, and Church Membership															
	2a	2b	3a	3b	4a	4a2	4b	4c	4d	5a	5b	5c	5d	5e	6	16
1	Churches	Companies	Church Attendance Average	Church Membership at Beginning of Year	Members Added					Members Subtracted					Church Membership at End of Year	Sabbath School Attendance Average
Conference or Mission					Baptisms	Former Members' Baptisms	Profession of Faith	Letters Received	Adjustments	Letters Granted	Deaths	Dropped	Missing	Adjustments		

**WEST-CENTRAL AFRICA DIVISION (CONT'D)**

92 Senegal/Mauritania Mission . . . . .	7	7	342	674	24	...	8	9	9	7	3	...	...	...	714	206
Totals . . . . .	75	61	4,463	17,713	700	58	16	19	33	19	24	105	...	...	18,391	2,132
93 WEST-CENTRAL AFRICA DIV. . . . .	...	...	...	...	...	...	...	...	...	...	...	...	...	...	...	...
94 Cameroon Union Mission . . . . .	1,057	688	97,145	128,455	9,173	2	224	6,431	70	5,944	242	114	110	74	137,871	85,346
95 Central African Union Mission . . . . .	146	116	10,802	16,351	1,388	20	158	89	570	69	70	158	213	290	17,776	9,813
96 Eastern Nigeria Union Conf. . . . .	749	682	199,750	178,250	21,216	21	64	626	...	1,073	601	114	69	...	198,320	199,884
97 Eastern Sahel Union Mission . . . . .	232	433	33,135	31,704	2,964	2	15	30	1	33	91	14	11	...	34,567	30,451
98 Northern Ghana Union Conf. . . . .	1,103	1,081	103,121	209,937	8,664	26	71	3,933	292	3,935	925	619	37	1,698	215,709	61,306
99 Northern Nigeria Union Conf. . . . .	310	390	65,670	55,848	2,690	31	193	1,493	220	1,691	337	185	183	71	58,008	64,355
100 Southern Ghana Union Conf. . . . .	1,084	1,273	111,226	191,993	9,574	14	41	757	182	895	393	75	111	775	200,312	90,368
101 West African Union Mission . . . . .	169	173	22,708	45,885	3,239	22	3	1	389	2	164	...	1	...	49,372	20,532
102 Western Nigeria Union Conf. . . . .	346	488	34,677	64,067	3,767	758	22	38	359	123	62	534	65	170	68,057	32,815
103 Western Sahel Union Mission . . . . .	75	61	4,463	17,713	700	58	16	19	33	19	24	105	...	...	18,391	2,132
DIVISION TOTALS . . . . .	5,271	5,385	682,695	940,203	63,375	954	807	13,417	2,116	13,784	2,909	1,918	800	3,078	998,383	597,000

**ATTACHED TO THE GENERAL CONFERENCE**

1 CHINESE UNION MISSION . . . . .	...	...	...	...	...	...	...	...	...	...	...	...	...	...	...	...
2 China . . . . .	1,097	2,720	...	479,353	5,602	9	80	...	...	...	688	...	311	6,337	477,708	...
3 Hong Kong-Macao Conference . . . . .	21	4	1,440	4,873	37	...	20	44	2	39	29	...	1	...	4,907	898
Totals . . . . .	1,118	2,724	1,440	484,226	5,639	9	100	44	2	39	717	...	312	6,337	482,615	898
1 MIDDLE EAST & NORTH AFRICA UN MISS. . . . .	...	...	...	...	...	...	...	...	...	...	...	...	...	...	...	...
2 East Mediterranean Region . . . . .	7	7	440	612	16	...	...	15	...	15	8	...	...	...	620	263
3 Egypt-Sudan Field . . . . .	24	10	474	2,035	9	...	...	80	...	...	77	...	...	...	2,047	433
4 Gulf Field . . . . .	24	4	2,392	2,862	181	...	11	232	53	133	3	...	1	48	3,154	1,698
5 North Africa Region . . . . .	4	3	117	271	15	...	1	7	10	9	1	...	...	4	290	104
6 West Asia Field . . . . .	6	5	416	646	101	...	...	4	...	10	...	...	...	...	741	410
Totals . . . . .	65	29	3,838	6,426	322	...	12	338	63	167	89	...	1	52	6,852	2,907
1 UKRAINIAN UNION CONF. . . . .	...	...	...	...	...	...	...	...	...	...	...	...	...	...	...	...
2 Bukovinskaya Conference . . . . .	127	15	4,292	6,427	128	5	9	94	7	172	141	55	1	19	6,282	4,265
3 Central Ukrainian Conference . . . . .	85	20	3,038	4,328	155	10	1	110	3	175	89	56	15	10	4,262	2,862
4 Dnieper Conference . . . . .	103	19	2,358	4,386	73	6	7	74	6	145	112	77	29	8	4,181	2,284
5 Eastern Dnieper Conference . . . . .	130	42	3,328	6,971	250	6	4	71	6	229	139	85	...	36	6,819	3,185
6 Kyiv Conference . . . . .	25	...	1,286	3,889	51	13	6	102	7	185	64	19	6	10	3,784	1,248
7 Podolsk Conference . . . . .	103	36	2,796	4,988	88	11	5	106	1	215	128	55	10	6	4,785	2,736
8 Southern Ukrainian Conference . . . . .	72	33	1,707	3,951	100	9	8	38	1	197	89	27	15	7	3,772	1,636
9 Western Ukrainian Conference . . . . .	92	30	3,125	5,753	105	3	11	99	12	190	83	38	17	38	5,617	2,999
Totals . . . . .	737	195	21,928	40,693	950	63	51	694	43	1,508	845	412	93	134	39,502	21,213
1 ISRAEL FIELD . . . . .	15	5	445	829	14	...	...	28	...	33	...	...	...	...	838	432

**WORLD SUMMARY**

1 East-Central Africa Division . . . . .	20,348	13,535	3,133,006	4,928,940	439,424	14,653	6,715	82,176	17,825	89,620	12,965	26,028	27,274	25,939	5,307,907	2,947,334
2 Euro-Asia Division . . . . .	959	591	31,762	59,267	1,140	50	67	1,259	102	1,481	1,018	786	132	130	58,338	30,679
3 Inter-American Division . . . . .	16,237	8,445	772,331	3,679,938	137,689	15,314	5,345	29,126	4,431	28,835	12,320	45,064	31,433	49,151	3,705,040	650,517
4 Inter-European Division . . . . .	2,520	544	53,843	179,772	3,430	99	398	4,672	378	3,237	2,245	914	233	534	181,586	42,388
5 North American Division . . . . .	5,746	890	190,103	1,234,397	30,620	(1)	8,048	32,681	616	30,438	8,575	2,827	5,265	1,372	1,257,884	61,946
6 Northern Asia-Pacific Division . . . . .	1,200	680	78,387	349,747	7,514	7	174	1,629	184	1,417	755	139	679	62	356,203	63,649
7 South American Division . . . . .	15,685	14,164	969,292	2,612,639	183,739	35,316	7,144	166,470	180	167,130	14,745	71,953	68,030	3,839	2,679,791	777,974
8 South Pacific Division . . . . .	2,395	4,586	191,996	622,985	29,955	83	5,060	3,790	2,487	3,272	1,486	1,031	6,957	982	650,632	169,715
9 Southern Africa-Indian Ocean Div . . . . .	14,404	14,383	1,483,427	4,036,948	269,194	5,528	4,626	28,499	10,915	30,214	6,763	22,659	24,524	58,392	4,213,158	1,231,546
10 Southern Asia Division . . . . .	4,576	4,803	592,591	1,152,372	14,682	...	221	1,587	389	1,591	1,072	621	1,137	3,024	1,161,806	557,271
11 Southern Asia-Pacific Division . . . . .	8,303	3,202	787,532	1,815,828	116,096	1,703	770	1,738	6,086	2,371	3,815	3,491	13,845	324,549	1,594,150	700,510
12 Trans-European Division . . . . .	1,181	223	21,232	89,196	1,725	24	383	2,504	88	1,754	909	339	175	233	90,510	16,800
13 West-Central Africa Division . . . . .	5,271	5,385	682,695	940,203	63,375	954	807	13,417	2,116	13,784	2,909	1,918	800	3,078	998,383	597,000
Attached to the General Conference:																
14 Chinese Union Mission . . . . .	1,118	2,724	1,440	484,226	5,639	9	100	44	2	39	717	...	312	6,337	482,615	898
15 Middle East and North Africa Un Miss. . . . .	65	29	3,838	6,426	322	...	12	338	63	167	89	...	1	52	6,852	2,907

GENERAL STATISTICS BY DIVISIONS FOR 2023

Conference or Mission	Churches, Companies, and Church Membership															
1	2a	2b	3a	3b	4a	4a2	4b	4c	4d	5a	5b	5c	5d	5e	6	16
Conference or Mission	Churches	Companies	Church Attendance Average	Church Membership at Beginning of Year	Members Added					Members Subtracted					Church Membership at End of Year	Sabbath School Attendance Average
					Baptisms	Former Members' Baptisms	Professions of Faith	Letters Received	Adjustments	Letters Granted	Deaths	Dropped	Missing	Adjustments		

WORLD SUMMARY (CONT'D)

16 Ukrainian Union Conference . . . . .	737	195	21,928	40,693	950	63	51	694	43	1,508	845	412	93	134	39,502	21,213
17 Israel Field . . . . .	15	5	445	829	14	...	...	28	...	33	...	...	...	...	838	432
WORLD TOTALS 2023 . . . . .	100,760	74,384	9,015,845	22,234,406	1,305,508	73,802	39,921	370,652	45,905	376,891	71,228	178,182	180,890	477,808	22,785,195	7,872,775
WORLD TOTALS 2022 . . . . .	97,811	73,886	8,258,641	21,912,161	1,130,264	67,623	32,764	438,303	127,991	443,277	70,386	199,956	257,658	503,423	22,234,406	7,375,500
Net Increase (Decrease) . . . . .	2,949	498	757,204	322,245	175,244	6,179	7,157	(67,651)	(82,086)	(66,386)	842	(21,774)	(76,768)	(25,615)	550,789	497,276

# **Chapter 4 - Tithe and Offerings**

Conference or Mission	Tithe and Offerings										Per Capita Basis	17
	7	8	9	10	11	12a	12b	13	14a	14b		
1	7	8	9	10	11	12a	12b	13	14a	14b	Per Capita Basis	17
Conference or Mission	Tithe	Tithe Per Capita	World Mission Fund, Including Sabbath School	World Mission Fund Per Capita	Other General Conference Funds	Intradivision Funds	Ingathering Funds	Local Church Funds	Total Tithe and Offerings	Total Tithe and Offerings Per Capita	Membership Basis for Per Capita Calculations June 30, 2022	Sabbath School Mission Offerings
	US\$	US\$	US\$	US\$	US\$	US\$	US\$	US\$	US\$	US\$	US\$	US\$
<b>GENERAL CONFERENCE</b>												
1 General Conference	750,420	...	...	...	2,181,261	...	...	...	2,931,681	...	...	...
2 General Conference Institutions	...	...	...	...	...	...	...	...	...	...	...	...
Totals	750,420	...	...	...	2,181,261	...	...	...	2,931,681	...	...	...
<b>EAST-CENTRAL AFRICA DIVISION</b>												
1 BURUNDI UNION MISSION	1,935	...	...	...	...	...	...	...	1,935	...	...	...
2 East Burundi Field	121,002	4.16	318	0.01	11,584	17,376	...	28,959	179,239	6.16	29,111	318
3 North Burundi Field	114,534	2.62	585	0.01	8,464	12,696	...	21,160	157,439	3.60	43,777	220
4 North-West Burundi Field	224,683	2.03	1,981	0.02	16,920	25,380	...	42,300	311,264	2.82	110,564	1,159
5 South-West Burundi Field	232,933	9.90	1,206	0.05	20,336	30,503	...	50,839	335,817	14.28	23,520	694
Totals	695,087	3.36	4,090	0.02	57,304	85,955	...	143,258	985,694	4.76	206,972	2,391
6 EAST CONGO UNION MISSION	125,179	...	...	...	...	...	...	...	125,179	...	...	...
7 East Kasai Field	79,472	3.18	...	...	1,069	1,604	...	2,673	84,818	3.40	24,968	...
8 East Katanga Mission	72,698	4.04	...	...	2,619	3,929	...	6,548	85,794	4.76	18,008	...
9 North Katanga Field	83,960	4.49	...	...	1,757	2,636	...	4,393	92,746	4.96	18,687	...
10 South Katanga Field	461,654	7.62	...	...	24,188	36,283	...	60,471	582,596	9.62	60,577	...
11 West Katanga Field	309,477	20.27	...	...	8,583	12,874	...	21,457	352,391	23.08	15,266	...
Totals	1,132,440	8.24	...	...	38,216	57,326	...	95,542	1,323,524	9.63	137,506	...
12 EAST KENYA UNION CONF	24,798	...	...	...	...	...	...	...	24,798	...	...	...
13 Central Kenya Conference	3,837,626	97.58	...	...	104,430	156,645	...	261,074	4,359,775	110.85	39,330	...
14 Central Rift Valley Conference	1,145,303	26.97	...	...	77,672	116,507	...	194,179	1,533,661	36.11	42,472	...
15 East Nairobi Field	1,639,238	26.50	...	...	121,889	182,833	...	304,722	2,248,682	36.35	61,865	...
16 Kenya Coast Field	858,595	27.39	...	...	76,434	114,651	...	191,085	1,240,765	39.58	31,347	...
17 North East Kenya Field	1,007,861	33.92	...	...	57,563	86,344	...	143,907	1,295,675	43.60	29,717	...
18 Nyamira Conference	1,214,539	15.87	...	...	26,969	40,453	...	67,422	1,349,383	17.63	76,525	...
19 Nyamira West Field	3,116,922	44.02	...	...	16,256	24,379	...	40,632	3,198,189	45.17	70,805	...
20 South Kenya Conference	2,257,811	20.29	...	...	58,325	87,487	...	145,812	2,549,435	22.91	111,272	...
21 South Nairobi Kajjado Field	876,882	30.91	...	...	101,024	151,536	...	252,561	1,382,003	48.72	28,365	...
22 South Rift Valley Field	744,997	26.54	...	...	35,262	52,894	...	88,156	921,309	32.82	28,069	...
23 South-East Kenya Field	525,177	5.78	...	...	31,633	47,449	...	79,081	683,340	7.52	90,864	...
Totals	17,249,749	28.25	...	...	707,457	1,061,178	...	1,768,631	20,787,015	34.04	610,631	...
24 EASTERN ETHIOPIA UN MISS	6,186	...	...	...	...	...	...	...	6,186	...	...	...
25 Central Ethiopia Field	1,124,534	95.82	...	...	25,537	38,306	...	63,843	1,252,220	106.70	11,736	...
26 North Ethiopia Field	24,358	52.61	...	...	115	173	...	288	24,934	53.85	463	...
27 Northwest Ethiopia Field	84,200	30.92	...	...	690	1,035	...	1,724	87,649	32.19	2,723	...
28 South Central Ethiopia Field	165,489	9.97	...	...	1,913	2,870	...	4,783	175,055	10.55	16,595	...
29 South East Ethiopia Field	239,488	18.52	...	...	2,648	3,972	...	6,621	252,729	19.54	12,933	...
30 South Ethiopia Field	345,894	9.40	...	...	13,333	20,000	...	33,334	412,561	11.21	36,814	...
31 South Green Ethiopia Field	135,125	8.43	...	...	2,013	3,020	...	5,033	145,191	9.06	16,030	...
32 South Shewa Ethiopia Field	150,820	8.20	...	...	1,189	1,784	...	2,973	156,766	8.52	18,389	...
Totals	2,276,094	19.68	...	...	47,438	71,160	...	118,599	2,513,291	21.73	115,683	...
33 NORTH EAST CONGO UN MISS	59,487	...	...	...	...	...	...	...	59,487	...	...	...
34 Central Kivu Field	1,574,844	13.68	22,960	0.20	45,409	68,113	...	113,522	1,824,848	15.85	115,125	14,923
35 Kibali Ituri Mission	374,534	26.47	1,927	0.14	19,216	28,823	...	48,039	472,539	33.40	14,147	1,420
36 Maniema Mission	67,008	5.03	820	0.06	1,603	2,404	...	4,006	75,841	5.70	13,315	315
37 North Kivu Field	1,231,995	19.15	5,588	0.09	35,413	53,119	...	88,532	1,414,647	21.99	64,326	3,911
38 South Kivu Field	467,148	13.78	4,649	0.14	16,169	24,253	...	40,422	552,641	16.31	33,890	4,213
39 Upper Congo Field	147,755	7.76	242	0.01	6,636	9,954	...	16,591	181,178	9.51	19,045	16
Totals	3,922,771	15.10	36,186	0.14	124,446	186,666	...	311,112	4,581,181	17.63	259,848	24,798
40 NORTHERN TANZANIA UN CONF	40,130	...	...	...	...	...	...	...	40,130	...	...	...
41 Mara Conference	1,598,753	7.93	...	...	179,370	269,054	...	448,424	2,495,601	12.39	201,498	...
42 North-East Tanzania Conference	1,169,894	17.23	...	...	133,894	200,841	...	334,734	1,839,363	27.10	67,881	...
43 Nyanza Gold Belt Field	1,473,182	10.23	...	...	239,440	359,159	...	598,599	2,670,380	18.54	144,044	...
44 South Nyanza Conference	2,016,558	12.30	...	...	271,908	407,862	...	679,770	3,376,098	20.59	163,979	...
45 Tanzania Rift Valley Field	1,351,722	30.73	...	...	135,119	202,678	...	337,797	2,027,316	46.09	43,987	...
46 Western Tanzania Conference	1,069,675	11.40	...	...	168,846	253,269	...	422,115	1,913,905	20.40	93,836	...
Totals	8,719,914	12.19	...	...	1,128,577	1,692,863	...	2,821,439	14,362,793	20.08	715,225	...
47 RWANDA UNION MISSION	21,356	...	...	...	...	...	...	...	21,356	...	...	...
48 Central Rwanda Field	741,941	5.27	...	...	22,040	33,060	956	55,100	853,097	6.06	140,721	...
49 East Central Rwanda Field	2,848,845	17.25	...	...	89,207	133,811	4,039	223,018	3,298,920	19.98	165,132	...
50 North Rwanda Field	583,942	3.92	...	...	15,163	22,744	3,091	37,906	662,846	4.45	149,075	...
51 North-East Rwanda Field	1,257,972	14.33	...	...	38,488	57,732	59	96,220	1,450,471	16.52	87,801	...
52 North-West Rwanda Field	1,533,854	13.24	...	...	37,916	56,874	9,560	94,790	1,732,994	14.96	115,857	...
53 South Rwanda Field	793,674	6.25	...	...	17,859	26,789	371	44,648	883,341	6.95	127,082	...
54 South-East Rwanda Field	648,934	5.39	...	...	22,301	33,451	258	55,752	760,696	6.32	120,384	...

Conference or Mission	Tithe and Offerings										Per Capita Basis	17
	7	8	9	10	11	12a	12b	13	14a	14b		
1	Tithe	Tithe Per Capita	World Mission Fund, Including Sabbath School	World Mission Fund Per Capita	Other General Conference Funds	Intradivision Funds	Ingathering Funds	Local Church Funds	Total Tithe and Offerings	Total Tithe and Offerings Per Capita	Membership Basis for Per Capita Calculations June 30, 2022	Sabbath School Mission Offerings
	US\$	US\$	US\$	US\$	US\$	US\$	US\$	US\$	US\$	US\$	US\$	US\$
<b>EAST-CENTRAL AFRICA DIVISION (CONT'D)</b>												
55 West Rwanda Field	872,826	7.49	...	...	24,490	36,736	636	61,226	995,914	8.55	116,528	...
Totals	9,303,344	9.10	...	...	267,464	401,197	18,970	668,660	10,659,635	10.42	1,022,580	...
56 SOUTH SUDAN UNION MISSION	121,746	...	...	...	...	...	...	...	121,746	...	...	...
57 Eastern Upper Nile Field	72,486	5.99	251	0.02	2,650	3,975	...	6,624	85,986	7.10	12,104	...
58 Greater Bahr el Ghazal Field	122,818	6.58	389	0.02	10,770	16,154	...	26,924	177,055	9.48	18,667	...
59 Greater Equatoria Field	563,878	23.02	2,988	0.12	25,584	38,376	...	63,960	694,786	28.37	24,491	...
60 North-Central Nile Field	64,820	7.06	97	0.01	2,519	3,778	...	6,297	77,511	8.44	9,185	...
Totals	945,748	14.67	3,725	0.06	41,523	62,283	...	103,805	1,157,084	17.95	64,447	...
61 SOUTHERN TANZANIA UN MISS	13,886	...	...	...	...	...	...	...	13,886	...	...	...
62 Central Tanzania Field	3,066,362	100.58	...	...	170,153	255,229	...	425,382	3,917,126	128.49	30,487	...
63 East-Central Tanzania Conf	995,766	14.83	...	...	304,774	457,161	...	761,935	2,519,636	37.53	67,133	...
64 Lake Tanganyika Field	2,687,613	93.05	...	...	98,268	147,401	...	245,669	3,178,951	110.06	28,883	...
65 South-East Tanzania Conference	534,679	8.68	...	...	170,500	255,750	...	426,250	1,387,179	22.53	61,574	...
66 Southern Highlands Conference	1,292,270	46.59	...	...	292,007	438,010	...	730,017	2,752,304	99.23	27,737	...
Totals	8,590,576	39.81	...	...	1,035,702	1,553,551	...	2,589,253	13,769,082	63.80	215,814	...
67 UGANDA UNION MISSION	18,994	...	...	...	...	...	...	...	18,994	...	...	...
68 Central Uganda Conference	3,401,396	21.57	35,699	0.23	119,954	179,931	...	299,885	4,036,865	25.60	157,681	...
69 Eastern Uganda Field	348,258	8.53	4,813	0.12	27,245	40,868	...	68,114	489,298	11.98	40,843	...
70 North Buganda Field	515,613	10.63	5,852	0.12	20,016	30,025	...	50,041	621,547	12.82	48,490	...
71 Northern Uganda Field	206,577	6.75	1,737	0.06	18,613	27,920	...	46,534	301,381	9.85	30,604	...
72 Rwenzori Field	555,770	9.74	2,959	0.05	19,602	29,403	...	49,004	656,738	11.51	57,039	...
73 Southwestern Uganda Field	438,369	14.72	4,265	0.14	19,903	29,854	...	49,756	542,147	18.20	29,785	...
74 West Buganda Field	341,331	5.91	4,638	0.08	19,993	29,989	...	49,982	445,933	7.73	57,710	...
75 Western Uganda Field	546,875	13.04	5,578	0.13	37,261	55,891	...	93,152	738,757	17.62	41,928	...
Totals	6,373,183	13.73	65,541	0.14	282,587	423,881	...	706,468	7,851,660	16.92	464,080	...
76 WEST CONGO UNION MISSION	187,058	...	...	...	...	...	...	...	187,058	...	...	...
77 Central Kasai Field	225,583	1.31	...	...	1,511	2,266	...	3,777	233,137	1.36	171,849	...
78 Congo Equatorial Field	35,326	12.07	...	...	4,261	6,391	...	10,652	56,630	19.35	2,927	...
79 Lower Congo Field	44,894	10.15	...	...	1,290	1,935	...	3,226	51,345	11.61	4,423	...
80 West Congo Field	958,541	32.93	...	...	35,002	52,503	...	87,505	1,133,551	38.95	29,105	...
81 West Kasai Field	144,471	0.98	...	...	2,441	3,662	...	6,104	156,678	1.07	146,882	...
Totals	1,595,873	4.49	...	...	44,505	66,757	...	111,264	1,818,399	5.12	355,186	...
82 WEST KENYA UNION CONF	15,822	...	...	...	...	...	...	...	15,822	...	...	...
83 Central Nyanza Conference	1,363,539	17.53	...	...	46,804	70,206	...	117,011	1,597,560	20.54	77,791	...
84 Greater Rift Valley Conference	1,013,475	19.95	...	...	49,999	74,998	...	124,997	1,263,469	24.87	50,806	...
85 Kenya Lake Conference	1,126,413	20.63	...	...	12,920	19,380	...	32,299	1,191,012	21.81	54,601	...
86 Lake Victoria Field	1,084,574	13.91	...	...	17,802	26,704	...	44,506	1,173,586	15.06	77,943	...
87 North Rift Valley Field	665,871	21.58	...	...	33,798	50,698	...	84,496	834,863	27.05	30,862	...
88 Ranen Conference	871,820	14.77	...	...	14,690	22,035	...	36,725	945,270	16.02	59,009	...
89 South East Nyanza Field	324,519	18.90	...	...	12,106	18,160	...	30,266	385,051	22.43	17,166	...
90 South West Nyanza Field	670,374	21.55	...	...	9,611	14,417	...	24,028	718,430	23.09	31,114	...
91 Southern Kenya Lake Field	930,851	20.01	...	...	13,199	19,798	...	32,997	996,845	21.43	46,512	...
92 West Rift Valley Field	601,429	16.70	...	...	29,136	43,703	...	72,839	747,107	20.75	36,005	...
93 Western Kenya Conference	784,724	28.60	...	...	31,772	47,658	...	79,429	943,583	34.39	27,436	...
Totals	9,453,411	18.56	...	...	271,837	407,757	...	679,593	10,812,598	21.23	509,245	...
94 WESTERN ETHIOPIA UN MISS	120,724	...	...	...	...	...	...	...	120,724	...	...	...
95 Gambella Field Station	74,218	3.69	...	...	1,406	2,109	...	3,515	81,249	4.04	20,123	...
96 Kellern Ethiopia Field	76,632	12.48	...	...	323	485	...	808	78,248	12.74	6,140	...
97 South West Ethiopia Field	46,187	19.01	...	...	2,160	3,241	...	5,401	56,989	23.45	2,430	...
98 West Central Ethiopia Field	198,619	12.14	...	...	827	1,240	...	2,066	202,752	12.40	16,355	...
99 West Ethiopia Conference	790,626	11.20	...	...	311	466	...	777	792,179	11.22	70,606	...
Totals	1,307,006	11.30	...	...	5,027	7,541	...	12,567	1,332,141	11.52	115,654	...
100 ATTACHED FIELD												
101 Eritrea Mission Field	...	...	...	...	...	...	...	...	...	...	526	...
102 EAST-CENTRAL AFRICA DIV	107,680	...	...	...	...	...	...	...	107,680	...	...	...
103 Burundi Union Mission	695,087	3.36	4,090	0.02	57,304	85,955	...	143,258	985,694	4.76	206,972	2,391
104 East Congo Union Mission	1,132,440	8.24	...	...	38,216	57,326	...	95,542	1,323,524	9.63	137,506	...
105 East Kenya Union Conference	17,249,749	28.25	...	...	707,457	1,061,178	...	1,768,631	20,787,015	34.04	610,631	...
106 Eastern Ethiopia Union Mission	2,276,094	19.68	...	...	47,438	71,160	...	118,599	2,513,291	21.73	115,683	...
107 North East Congo Union Mission	3,922,771	15.10	36,186	0.14	124,446	186,666	...	311,112	4,581,181	17.63	259,848	24,798
108 Northern Tanzania Union Conf	8,719,914	12.19	...	...	1,128,577	1,692,863	...	2,821,439	14,362,793	20.08	715,225	...
109 Rwanda Union Mission	9,303,344	9.10	...	...	267,464	401,197	18,970	668,660	10,659,635	10.42	1,022,580	...
110 South Sudan Union Mission	945,748	14.67	3,725	0.06	41,523	62,283	...	103,805	1,157,084	17.95	64,447	...
111 Southern Tanzania Union Mission	8,590,576	39.81	...	...	1,035,702	1,553,551	...	2,589,253	13,769,082	63.80	215,814	...



GENERAL STATISTICS BY DIVISIONS FOR 2023

Conference or Mission	Tithe and Offerings										Per Capita Basis	17
	7	8	9	10	11	12a	12b	13	14a	14b		
1	7	8	9	10	11	12a	12b	13	14a	14b	17	
Conference or Mission	Tithe	Tithe Per Capita	World Mission Fund, Including Sabbath School	World Mission Fund Per Capita	Other General Conference Funds	Intradivision Funds	Ingathering Funds	Local Church Funds	Total Tithe and Offerings	Total Tithe and Offerings Per Capita	Membership Basis for Per Capita Calculations June 30, 2022	Sabbath School Mission Offerings
	US\$	US\$	US\$	US\$	US\$	US\$	US\$	US\$	US\$	US\$	US\$	US\$

EAST-CENTRAL AFRICA DIVISION (CONT'D)

112 Uganda Union Mission	6,373,183	13.73	65,541	0.14	282,587	423,881	...	706,468	7,851,660	16.92	464,080	...
113 West Congo Union Mission	1,595,873	4.49	...	...	44,505	66,757	...	111,264	1,818,399	5.12	355,186	...
114 West Kenya Union Conference	9,453,411	18.56	...	...	271,837	407,757	...	679,593	10,812,598	21.23	509,245	...
115 Western Ethiopia Union Mission	1,307,006	11.30	...	...	5,027	7,541	...	12,567	1,332,141	11.52	115,654	...
116 Attached Field	...	...	...	...	...	...	...	...	...	...	526	...
<b>DIVISION TOTALS</b>	<b>71,672,876</b>	<b>14.95</b>	<b>109,542</b>	<b>0.02</b>	<b>4,052,083</b>	<b>6,078,115</b>	<b>18,970</b>	<b>10,130,191</b>	<b>92,061,777</b>	<b>19.21</b>	<b>4,793,397</b>	<b>27,189</b>

EURO-ASIA DIVISION

1 BELARUS UN OF CHURCHES CONF.	783,193	214.57	28,264	7.74	5	27,836	5,293	83,509	928,100	254.27	3,650	27,836
2 CAUCASUS UNION MISSION	...	...	...	...	...	...	283	...	283	...	...	...
3 Kubano-Chernomorskaya Conf	1,151,601	383.10	24,729	8.23	13	24,195	8,475	72,584	1,281,597	426.35	3,006	24,195
4 North Caucasus Mission	709,100	344.89	20,848	10.14	...	20,826	7,377	62,478	820,629	399.14	2,056	20,826
5 West Siberia Kalmikia Conference	828,016	382.81	19,908	9.20	497	18,523	6,596	55,568	929,108	429.55	2,163	18,523
<b>Totals</b>	<b>2,688,717</b>	<b>372.14</b>	<b>65,485</b>	<b>9.06</b>	<b>510</b>	<b>63,544</b>	<b>22,731</b>	<b>190,630</b>	<b>3,031,617</b>	<b>419.60</b>	<b>7,225</b>	<b>63,544</b>
6 EAST RUSSIAN UNION MISS	...	...	...	...	...	...	...	...	...	...	...	...
7 Central Siberian Mission	471,483	279.48	10,211	6.05	...	10,211	4,190	30,633	526,728	312.23	1,687	10,211
8 East Siberian Mission	574,426	312.36	10,383	5.65	...	10,383	3,329	31,148	629,669	342.40	1,839	10,383
9 West Siberian Mission	337,257	285.33	5,324	4.50	131	5,324	2,017	15,972	366,025	309.67	1,182	5,324
<b>Totals</b>	<b>1,383,166</b>	<b>293.79</b>	<b>25,918</b>	<b>5.51</b>	<b>131</b>	<b>25,918</b>	<b>9,536</b>	<b>77,753</b>	<b>1,522,422</b>	<b>323.37</b>	<b>4,708</b>	<b>25,918</b>
10 FAR EASTERN UN OF CHURCHES MISS.	710,512	366.62	29,148	15.04	...	20,533	1,333	61,599	823,125	424.73	1,938	20,533
11 MOLDOVA UN OF CHURCHES CONF.	2,658,555	330.21	66,623	8.28	...	66,623	24,977	199,870	3,016,648	374.69	8,051	66,623
12 SOUTHERN UNION MISSION.	...	...	...	...	...	...	...	...	...	...	...	...
13 Kazakhstan Mission	1,016,064	476.80	36,428	17.09	...	36,095	13,144	108,284	1,210,015	567.82	2,131	36,095
14 Kyrgyzstan Mission	150,649	249.01	5,945	9.83	...	5,945	1,692	17,835	182,066	300.94	605	5,945
15 Tajikistan Field	31,591	114.88	1,556	5.66	...	1,556	169	4,667	39,539	143.78	275	1,556
16 Turkmenistan Field	5,235	59.49	126	1.43	...	126	...	377	5,864	66.64	88	126
17 Uzbekistan Field	128,321	186.78	2,468	3.59	...	2,468	1,215	7,405	141,877	206.52	687	2,468
<b>Totals</b>	<b>1,331,860</b>	<b>351.79</b>	<b>46,523</b>	<b>12.29</b>	<b>...</b>	<b>46,190</b>	<b>16,220</b>	<b>138,568</b>	<b>1,579,361</b>	<b>417.16</b>	<b>3,786</b>	<b>46,190</b>
18 WEST RUSSIAN UNION CONF.	...	...	...	...	...	...	...	...	...	...	...	...
19 Central Conference	1,262,572	365.01	25,312	7.32	256	24,730	7,269	74,190	1,394,329	403.10	3,459	24,730
20 Moscow Conference	2,099,228	629.45	28,517	8.55	94	22,668	21,527	68,005	2,240,039	671.68	3,335	22,668
21 Northwestern Conference	1,156,784	410.21	18,153	6.44	5	16,194	11,238	48,582	1,250,956	443.60	2,820	16,194
22 Southern Conference	2,119,828	323.10	37,147	5.66	73	35,990	15,118	107,969	2,316,125	353.01	6,561	35,990
23 Ural Conference	1,192,965	317.45	11,986	3.19	1,051	11,973	6,235	35,918	1,260,128	335.32	3,758	11,973
24 Volga Conference	841,725	323.49	17,599	6.76	118	17,201	7,069	51,603	935,315	359.46	2,602	17,201
25 Volgo-Vyatskaya Conference	1,121,399	315.80	15,343	4.32	621	15,125	6,570	45,374	1,204,432	339.18	3,551	15,125
<b>Totals</b>	<b>9,794,501</b>	<b>375.47</b>	<b>154,057</b>	<b>5.91</b>	<b>2,218</b>	<b>143,881</b>	<b>75,026</b>	<b>431,641</b>	<b>10,601,324</b>	<b>406.40</b>	<b>26,086</b>	<b>143,881</b>
26 ATTACHED FIELDS	...	...	...	...	...	...	...	...	...	...	...	...
27 Armenian Field	219,709	278.47	6,995	8.87	...	6,995	...	20,984	254,683	322.79	789	6,995
28 Crimea Mission	419,376	273.03	9,512	6.19	12	9,512	3,067	28,536	470,015	306.00	1,536	9,512
29 Don Field	315,771	199.73	13,093	8.28	...	13,093	66	39,278	381,301	241.18	1,581	13,093
30 Georgian Field	105,452	327.49	3,284	10.20	...	3,284	...	9,853	121,873	378.49	322	3,284
<b>Totals</b>	<b>1,060,308</b>	<b>250.78</b>	<b>32,884</b>	<b>7.78</b>	<b>12</b>	<b>32,884</b>	<b>3,133</b>	<b>98,651</b>	<b>1,227,872</b>	<b>290.41</b>	<b>4,228</b>	<b>32,884</b>
31 EURO-ASIA DIVISION	...	...	...	...	...	...	...	...	...	...	...	...
32 Belarus Union of Churches Conf	783,193	214.57	28,264	7.74	5	27,836	5,293	83,509	928,100	254.27	3,650	27,836
33 Caucasus Union Mission	2,688,717	372.14	65,485	9.06	510	63,544	22,731	190,630	3,031,617	419.60	7,225	63,544
34 East Russian Union Mission	1,383,166	293.79	25,918	5.51	131	25,918	9,536	77,753	1,522,422	323.37	4,708	25,918
35 Far Eastern Un of Churches Miss	710,512	366.62	29,148	15.04	...	20,533	1,333	61,599	823,125	424.73	1,938	20,533
36 Moldova Union of Churches Conf	2,658,555	330.21	66,623	8.28	...	66,623	24,977	199,870	3,016,648	374.69	8,051	66,623
37 Southern Union Mission	1,331,860	351.79	46,523	12.29	...	46,190	16,220	138,568	1,579,361	417.16	3,786	46,190
38 West Russian Union Conference	9,794,501	375.47	154,057	5.91	2,218	143,881	75,026	431,641	10,601,324	406.40	26,086	143,881
39 Attached Fields	1,060,308	250.78	32,884	7.78	12	32,884	3,133	98,651	1,227,872	290.41	4,228	32,884
<b>DIVISION TOTALS</b>	<b>20,410,812</b>	<b>342.05</b>	<b>448,902</b>	<b>7.52</b>	<b>2,876</b>	<b>427,409</b>	<b>158,249</b>	<b>1,282,221</b>	<b>22,730,469</b>	<b>380.92</b>	<b>59,672</b>	<b>427,409</b>

INTER-AMERICAN DIVISION

1 ATLANTIC CARIBBEAN UN MISS.	27,212	...	...	...	...	1,905	...	...	29,117	...	...	...
2 Cayman Islands Conference	5,007,209	714.40	295,953	42.22	26,636	350,505	...	887,859	6,568,162	937.10	7,009	278,196
3 North Bahamas Conference	1,210,754	286.43	87,744	20.76	7,897	84,753	17,290	263,232	1,671,670	395.47	4,227	82,479
4 South Bahamas Conference	7,261,156	578.39	471,727	37.58	42,455	508,281	11,749	1,415,181	9,710,549	773.50	12,554	443,423
5 Turks and Caicos Islands Conf	1,130,059	266.33	48,351	11.40	4,352	79,104	4,775	145,053	1,411,694	332.71	4,243	45,450
<b>Totals</b>	<b>14,636,390</b>	<b>522.11</b>	<b>903,775</b>	<b>32.24</b>	<b>81,340</b>	<b>1,024,548</b>	<b>33,814</b>	<b>2,711,325</b>	<b>19,391,192</b>	<b>691.73</b>	<b>28,033</b>	<b>849,548</b>
6 BELIZE UNION MISSION.	83,709	...	...	...	...	5,860	...	...	89,569	...	...	...
7 Central Belize Mission	589,732	37.10	40,741	2.56	3,667	41,281	4,253	122,223	801,897	50.45	15,894	38,297
8 North Belize Mission	672,324	38.37	34,882	1.99	3,139	47,063	336	104,646	862,390	49.22	17,522	32,789

Conference or Mission	Tithe and Offerings										Per Capita Basis	17
	7	8	9	10	11	12a	12b	13	14a	14b		
1	7	8	9	10	11	12a	12b	13	14a	14b	16	17
Conference or Mission	Tithe	Tithe Per Capita	World Mission Fund, Including Sabbath School	World Mission Fund Per Capita	Other General Conference Funds	Intradivision Funds	Ingathering Funds	Local Church Funds	Total Tithe and Offerings	Total Tithe and Offerings Per Capita	Membership Basis for Per Capita Calculations June 30, 2022	Sabbath School Mission Offerings
	US\$	US\$	US\$	US\$	US\$	US\$	US\$	US\$	US\$	US\$	US\$	US\$

**INTER-AMERICAN DIVISION (CONT'D)**

9 South West Belize Mission.....	695,298	42.01	39,551	2.39	3,560	48,671	100	118,653	905,833	54.73	16,550	37,178
Totals.....	2,041,063	40.85	115,174	2.31	10,366	142,875	4,689	345,522	2,659,689	53.23	49,966	108,264
10 CARIBBEAN UNION CONF.....	170,888	...	...	...	...	14,525	...	...	185,413	...	...	...
11 East Caribbean Conference.....	6,605,526	238.37	314,248	11.34	28,282	561,470	...	942,744	8,452,270	305.01	27,711	295,393
12 Grenada Conference.....	2,135,435	158.57	110,903	8.24	9,981	181,512	47,930	332,709	2,818,470	209.29	13,467	104,249
13 Guyana Conference.....	3,731,547	55.68	212,601	3.17	19,134	317,181	207,840	637,803	5,126,106	76.49	67,017	199,845
14 North Caribbean Conference.....	8,214,986	540.71	421,151	27.72	37,904	698,274	221,400	1,263,453	10,857,168	714.62	15,193	395,882
15 South Caribbean Conference.....	9,738,750	161.76	265,299	4.41	23,877	827,794	172,208	795,897	11,823,825	196.40	60,204	249,381
16 South Leeward Conference.....	3,787,602	355.31	234,467	22.00	21,102	321,946	156,062	703,401	5,224,580	490.11	10,660	220,399
17 St Lucia Mission.....	2,835,274	189.22	116,352	7.77	10,472	198,469	...	349,056	3,509,623	234.22	14,984	109,371
18 St Vincent and the Grenadines Miss.....	1,386,749	111.54	91,050	7.32	8,195	97,072	...	273,150	1,856,216	149.30	12,433	85,587
19 Suriname Mission.....	248,234	73.44	11,932	3.53	1,074	17,376	...	35,796	314,412	93.02	3,380	11,216
20 Tobago Conference.....	2,275,446	262.18	112,825	13.00	10,154	159,281	3,935	338,475	2,900,116	334.15	8,679	106,056
Totals.....	41,130,437	175.98	1,890,828	8.09	170,175	3,394,900	809,375	5,672,484	53,068,199	227.05	233,728	1,777,379
21 CENTRAL MEXICAN UN MISS.....	128,982	...	...	...	...	9,029	...	...	138,011	...	...	...
22 Azteca Mexican Conference.....	1,690,345	83.44	120,602	5.95	10,854	118,324	...	361,806	2,301,931	113.63	20,258	113,366
23 Bajio Mexican Conference.....	2,009,911	190.40	128,533	12.18	11,568	140,694	...	385,599	2,676,305	253.53	10,556	120,821
24 Metropolitan Mexican Conf.....	2,525,990	68.63	167,324	4.55	15,059	176,819	...	501,972	3,387,164	92.03	36,806	157,285
25 Mexiquense Mexican Mission.....	658,052	71.29	49,878	5.40	4,489	46,064	...	149,634	908,117	98.39	9,230	46,885
26 Valley Mexican Conference.....	1,369,433	101.95	90,880	6.77	8,179	95,860	...	272,640	1,836,992	136.75	13,433	85,427
Totals.....	8,382,713	92.85	557,217	6.17	50,149	586,790	...	1,671,651	11,248,520	124.59	90,283	523,784
27 CHIAPAS MEXICAN UN CONF.....	111,785	...	...	...	...	7,825	...	...	119,610	...	...	...
28 Central Chiapas Conference.....	3,559,600	105.40	316,917	9.38	28,523	249,172	18,116	950,751	5,123,079	151.69	33,773	297,902
29 Grijalva Conference.....	4,005,138	139.63	419,392	14.62	37,745	280,360	10,929	1,258,176	6,011,740	209.59	28,683	394,228
30 North Chiapas Conference.....	6,357,409	112.38	675,736	11.95	60,816	445,019	28,915	2,027,208	9,595,103	169.62	56,569	635,192
31 Palenque Mission.....	1,507,877	75.15	166,460	8.30	14,981	105,551	12,979	499,380	2,307,228	114.99	20,064	156,472
32 Soconusco Conference.....	3,476,370	116.71	317,749	10.67	28,597	243,346	25,745	953,247	5,045,054	169.37	29,787	298,684
33 South Chiapas Conference.....	3,765,073	93.92	348,856	8.70	31,397	263,555	24,238	1,046,568	5,479,687	136.70	40,086	327,925
34 Upper Chiapas Conference.....	4,069,497	79.05	371,409	7.21	33,427	284,865	22,397	1,114,227	5,895,822	114.52	51,483	349,124
35 West Chiapas Conference.....	4,437,141	137.12	535,821	16.56	48,224	310,600	27,418	1,607,463	6,966,667	215.29	32,360	503,672
Totals.....	31,289,890	106.86	3,152,340	10.77	283,710	2,190,293	170,737	9,457,020	46,543,990	158.96	292,805	2,963,199
36 CUBAN UNION CONFERENCE.....	...	...	...	...	...	...	...	...	...	...	...	...
37 Central Conference.....	...	...	...	...	...	...	...	...	...	...	...	...
38 Del Amanecer Conference.....	...	...	...	...	...	...	...	...	...	...	...	...
39 East Conference.....	...	...	...	...	...	...	...	...	...	...	...	...
40 Pinarena Mission.....	...	...	...	...	...	...	...	...	...	...	...	...
41 Villa Perla Mission.....	...	...	...	...	...	...	...	...	...	...	...	...
42 West Conference.....	...	...	...	...	...	...	...	...	...	...	...	...
Totals.....	...	...	...	...	...	...	...	...	...	...	...	...
43 DOMINICAN UNION CONF.....	67,925	...	...	...	...	4,755	...	...	72,680	...	...	...
44 Central Dominican Conference.....	6,629,381	105.49	680,237	10.82	61,221	464,057	13,503	2,040,711	9,889,110	157.37	62,841	639,423
45 East Dominican Conference.....	3,920,602	55.17	409,618	5.76	36,866	274,442	5,793	1,228,854	5,876,175	82.68	71,069	385,041
46 North Dominican Conference.....	3,112,092	79.23	304,143	7.74	27,373	217,846	13,237	912,429	4,587,120	116.78	39,279	285,894
47 Northeast Dominican Conference.....	2,218,935	54.90	188,486	4.66	16,964	155,325	4,484	565,458	3,149,652	77.92	40,421	177,177
48 South Dominican Conference.....	1,224,272	25.73	109,182	2.29	9,826	85,699	2,690	327,546	1,759,215	36.97	47,584	102,631
49 Southeast Dominican Conference.....	4,845,492	84.11	541,363	9.40	48,723	339,184	9,812	1,624,089	7,408,663	128.61	57,606	508,881
Totals.....	22,018,699	69.07	2,233,029	7.00	200,973	1,541,308	49,519	6,699,087	32,742,615	102.71	318,800	2,099,407
50 DUTCH CARIBBEAN UN MISS.....	317,579	...	...	...	...	22,231	...	...	339,810	...	...	...
51 Aruba Mission.....	435,407	343.65	30,957	24.43	2,786	30,479	...	92,871	592,500	467.64	1,267	29,100
52 Bonaire Mission.....	228,796	530.85	13,830	32.09	1,245	16,016	...	41,490	301,377	699.25	431	13,000
53 Curacao Conference.....	2,346,282	273.65	145,293	16.95	13,076	164,240	...	435,879	3,104,770	362.11	8,574	136,575
Totals.....	3,328,064	323.99	190,080	18.50	17,107	232,966	...	570,240	4,338,457	422.36	10,272	178,675
54 EAST VENEZUELA UNION MISS.....	320,299	...	...	...	...	22,421	...	...	342,720	...	...	...
55 Central East Venezuela Conf.....	343,395	17.81	29,984	1.55	2,699	24,038	...	89,952	490,068	25.41	19,286	28,185
56 Central Llanos Venezuela Miss.....	114,365	7.37	11,786	0.76	1,061	8,006	...	35,358	170,576	10.99	15,519	11,079
57 Central Venezuela Conference.....	282,261	11.38	34,476	1.39	3,103	19,758	...	103,428	443,026	17.87	24,794	32,407
58 East Venezuela Conference.....	215,075	8.37	23,952	0.93	2,156	15,055	...	71,856	328,094	12.77	25,695	22,515
59 Northeast Venezuela Mission.....	192,554	11.69	19,870	1.21	1,788	13,479	...	59,610	287,301	17.45	16,465	18,678
60 South Bolivar Venezuela Mission.....	401,212	16.02	53,164	2.12	4,785	28,085	...	159,492	646,738	25.83	25,040	49,974
61 South Central Venezuela Conf.....	267,477	14.14	38,247	2.02	3,442	18,723	196	114,741	442,826	23.41	18,918	35,952
62 Southeast Venezuela Conference.....	212,108	6.65	21,878	0.69	1,969	14,848	...	65,634	316,437	9.93	31,878	20,565
Totals.....	2,348,746	13.23	233,357	1.31	21,003	164,413	196	700,071	3,467,786	19.53	177,595	219,355
63 EL SALVADOR UNION MISSION.....	96,874	...	...	...	...	6,781	...	...	103,655	...	...	...
64 Central El Salvador Conference.....	1,181,834	52.60	75,453	3.36	6,791	82,728	26,500	226,359	1,599,665	71.20	22,468	70,926
65 East El Salvador Conference.....	1,670,261	30.81	155,712	2.87	14,014	116,918	42,400	467,136	2,466,441	45.49	54,218	146,369
66 Metropolitan El Salvador Conf.....	1,353,412	38.71	86,273	2.47	7,765	94,739	42,400	258,819	1,843,408	52.72	34,963	81,097

Conference or Mission	Tithe and Offerings										Per Capita Basis	17
	7	8	9	10	11	12a	12b	13	14a	14b		
1	7	8	9	10	11	12a	12b	13	14a	14b	Per Capita Basis	17
Conference or Mission	Tithe	Tithe Per Capita	World Mission Fund, Including Sabbath School	World Mission Fund Per Capita	Other General Conference Funds	Intradivision Funds	Ingathering Funds	Local Church Funds	Total Tithe and Offerings	Total Tithe and Offerings per Capita	Membership Basis for Per Capita Calculations June 30, 2022	Sabbath School Mission Offerings
	US\$	US\$	US\$	US\$	US\$	US\$	US\$	US\$	US\$	US\$	US\$	US\$
<b>INTER-AMERICAN DIVISION (CONT'D)</b>												
67 Paracentral El Salvador Conf. ....	1,195,562	36.76	88,866	2.73	7,998	83,689	28,642	266,598	1,671,355	51.39	32,526	83,534
68 West El Salvador Conference ....	1,509,719	32.48	133,390	2.87	12,005	105,680	42,400	400,170	2,203,364	47.41	46,475	125,387
Totals .....	7,007,662	36.76	539,694	2.83	48,573	490,535	182,342	1,619,082	9,887,888	51.86	190,650	507,313
69 FRENCH ANTILLES-GUIANA UN CONF. . .	17,863	...	...	...	...	1,250	...	...	19,113	...	...	...
70 French Guiana Mission .....	1,525,947	461.01	80,079	24.19	7,207	106,816	...	240,237	1,960,286	592.23	3,310	75,274
71 Guadeloupe Conference .....	5,389,720	505.93	279,724	26.26	25,175	377,280	...	839,172	6,911,071	648.74	10,653	262,941
72 Martinique Conference .....	7,432,963	451.44	370,773	22.52	33,370	520,307	...	1,112,319	9,469,732	575.14	16,465	348,527
Totals .....	14,366,493	472.15	730,576	24.01	65,752	1,005,653	...	2,191,728	18,360,202	603.40	30,428	686,742
73 GUATEMALA UNION MISSION. ....	106,629	...	5,402	...	486	7,464	...	16,206	136,187	...	...	5,078
74 Altiplano Guatemala Mission .....	1,755,644	59.38	121,367	4.10	10,923	122,895	...	364,101	2,374,930	80.32	29,568	114,085
75 Central Guatemala Conference .....	1,296,522	117.04	105,673	9.54	9,511	90,757	26,432	317,019	1,845,914	166.63	11,976	99,333
76 East Guatemala Mission .....	1,588,957	56.82	144,050	5.15	12,965	111,227	33,842	432,150	2,323,191	83.07	27,966	135,407
77 Lago Guatemala Mission .....	811,960	96.00	67,167	7.94	6,045	56,837	18,233	201,501	1,161,743	137.35	8,458	63,137
78 Metropolitan Guatemala Conf. ....	1,493,569	123.45	99,482	8.22	8,953	104,550	28,407	298,446	2,033,407	168.06	12,099	93,513
79 North Guatemala Mission .....	1,895,628	54.22	136,207	3.90	12,259	132,694	33,571	408,621	2,618,980	74.91	34,961	128,035
80 South Guatemala Mission .....	2,430,893	66.63	210,224	5.76	18,920	170,163	37,328	630,672	3,498,200	95.88	36,485	197,611
81 West Guatemala Conference .....	2,933,804	73.40	240,688	6.02	21,662	205,366	33,636	722,064	4,157,220	104.01	39,970	226,247
Totals .....	14,313,606	71.36	1,130,260	5.63	101,724	1,001,953	211,449	3,390,780	20,149,772	100.46	200,585	1,062,446
82 HAITIAN UNION MISSION. ....	107,624	...	...	...	...	7,534	...	...	115,158	...	...	...
83 Central Haiti Conference .....	1,151,324	15.23	115,475	1.53	10,393	80,593	...	346,425	1,704,210	22.54	75,600	108,547
84 North Haiti Mission .....	1,609,548	11.58	219,131	1.58	19,722	112,668	320	657,393	2,618,782	18.83	139,051	205,983
85 Northwest Haiti Mission .....	1,013,837	8.54	181,020	1.52	16,292	70,969	...	543,060	1,825,178	15.37	118,722	170,159
86 Plaine du cul de Sac Mission .....	1,074,582	16.68	114,861	1.78	10,337	75,221	491	344,583	1,620,075	25.14	64,433	107,969
87 South Haiti Mission .....	904,569	9.37	111,021	1.15	9,992	63,320	...	333,063	1,421,965	14.72	96,579	104,360
Totals .....	5,861,484	11.86	741,508	1.50	66,736	410,305	811	2,224,524	9,305,368	18.82	494,385	697,018
88 HONDURAS UNION MISSION. ....	61,712	...	813	...	73	4,320	...	2,439	69,357	...	...	764
89 Atlantic Honduras Conference .....	1,168,878	91.21	88,551	6.91	7,970	81,821	39,044	265,653	1,651,917	128.90	12,815	83,238
90 Bay Islands Conference .....	1,268,892	378.89	68,544	20.47	6,169	88,822	6,547	205,632	1,644,606	491.07	3,349	64,431
91 Central Honduras Conference .....	1,634,103	106.44	114,588	7.46	10,313	114,387	...	343,764	2,217,155	144.41	15,353	107,713
92 Comayagua Conference .....	1,364,606	57.59	91,163	3.85	8,205	95,522	18,796	273,489	1,851,781	78.15	23,696	85,693
93 Northwest Honduras Conference .....	2,132,737	94.37	136,018	6.02	12,242	149,292	23,038	408,054	2,861,381	126.62	22,599	127,857
Totals .....	7,630,928	98.07	499,677	6.42	44,972	534,164	87,425	1,499,031	10,296,197	132.32	77,812	469,696
94 INTER-OCEANIC MEXICAN UN CONF. . .	86,648	...	...	...	...	6,065	...	...	92,713	...	...	...
95 Alpine Conference .....	2,112,814	125.74	172,502	10.27	15,525	147,897	22,254	517,506	2,988,498	177.86	16,803	162,152
96 Central Veracruz Conference .....	1,800,423	151.93	139,210	11.75	12,529	126,030	21,808	417,630	2,517,630	212.46	11,850	130,857
97 Chontalpa Conference .....	2,711,325	160.93	247,631	14.70	22,287	189,793	20,014	742,893	3,933,943	233.50	16,848	232,773
98 Isthmus Conference .....	2,664,845	119.38	250,591	11.23	22,553	186,539	46,457	751,773	3,922,758	175.74	22,322	235,556
99 Los Tuxtlas Mission .....	2,114,468	135.37	181,242	11.60	16,312	148,013	23,157	543,726	3,026,918	193.78	15,620	170,367
100 North Veracruz Conference .....	2,549,637	104.25	214,187	8.76	19,277	178,475	32,065	642,561	3,636,202	148.68	24,456	201,336
101 Oaxaca Conference .....	1,825,609	80.70	150,770	6.66	13,569	127,793	15,966	452,310	2,586,017	114.31	22,623	141,724
102 Olmeca Conference .....	3,147,239	131.17	341,356	14.23	30,722	220,307	30,811	1,024,068	4,794,503	199.82	23,994	320,875
103 South Pacific Conference .....	2,452,726	127.66	204,718	10.66	18,425	171,691	26,133	614,154	3,487,847	181.54	19,213	192,435
104 South Veracruz Conference .....	2,389,626	137.30	225,231	12.94	20,271	167,274	31,322	675,693	3,509,417	201.63	17,405	211,717
105 Southeast Veracruz Mexican Conf. . .	3,452,687	153.98	310,850	13.86	27,977	241,688	49,781	932,550	5,015,533	223.68	22,423	292,199
Totals .....	27,308,047	127.87	2,438,288	11.42	219,447	1,911,565	319,768	7,314,864	39,511,979	185.02	213,557	2,291,991
106 JAMAICA UNION CONFERENCE. ....	116,915	...	...	...	...	8,184	...	...	125,099	...	...	...
107 Central Jamaica Conference .....	8,620,358	80.60	280,146	2.62	25,213	603,425	181,622	840,438	10,551,202	98.65	106,956	263,337
108 East Jamaica Conference .....	7,894,149	104.20	268,882	3.55	24,199	552,590	...	806,646	9,546,466	126.01	75,759	252,749
109 North East Jamaica Conference .....	2,260,161	70.63	90,930	2.84	8,184	158,211	...	272,790	2,970,276	87.20	31,998	85,474
110 North Jamaica Conference .....	2,323,752	108.22	116,546	5.43	10,489	162,663	57,832	349,638	3,020,920	140.69	21,472	109,553
111 West Jamaica Conference .....	8,372,818	84.74	379,039	3.84	34,114	586,097	86,467	1,137,117	10,595,652	107.24	98,802	356,297
Totals .....	29,588,153	88.33	1,135,543	3.39	102,199	2,071,170	325,921	3,406,629	36,629,615	109.35	334,987	1,067,410
112 NORTH COLOMBIAN UN CONF. ...	65,397	...	...	...	...	4,578	78,350	...	148,325	...	...	...
113 Atlantic Colombian Conference .....	2,098,264	79.17	137,409	5.18	12,367	146,878	...	412,227	2,807,145	105.92	26,503	129,164
114 Caribbean Colombian Conf. ....	1,900,801	66.12	118,651	4.13	10,679	133,056	...	355,953	2,519,140	87.63	28,746	111,532
115 Colombian Islands Mission .....	342,142	262.38	19,788	15.17	1,781	23,950	...	59,364	447,025	342.81	1,304	18,601
116 East Central Colombian Conf. ....	1,688,060	119.42	124,314	8.79	11,188	118,164	...	372,942	2,314,668	163.75	14,135	116,855
117 East Colombian Conference .....	3,252,330	170.56	239,600	12.56	21,564	227,663	...	718,800	4,459,957	233.89	19,069	225,224
118 Northeast Colombian Conference .....	2,390,647	105.09	207,238	9.11	18,651	167,345	...	621,714	3,405,595	149.70	22,749	194,804
119 Southwest Colombian Mission .....	1,515,903	139.99	95,188	8.79	8,567	106,113	...	285,564	2,011,335	185.74	10,829	89,477
120 West Central Colombian Conf. ....	2,845,725	136.89	179,521	8.64	16,157	199,201	...	538,563	3,779,167	181.79	20,789	168,750
Totals .....	16,099,269	111.70	1,121,709	7.78	100,954	1,126,948	78,350	3,365,127	21,892,357	151.90	144,124	1,054,407
121 NORTH MEXICAN UNION CONF. . .	518,219	...	...	...	...	36,275	...	...	554,494	...	...	...
122 Baja California Conference .....	4,634,075	227.61	436,854	21.46	39,317	324,385	...	1,310,562	6,745,193	331.30	20,360	410,643

Conference or Mission	Tithe and Offerings										Per Capita Basis	17
	7	8	9	10	11	12a	12b	13	14a	14b		
1	7	8	9	10	11	12a	12b	13	14a	14b	Per Capita Basis	17
Conference or Mission	Tithe	Tithe Per Capita	World Mission Fund, Including Sabbath School	World Mission Fund Per Capita	Other General Conference Funds	Intradivision Funds	Ingathering Funds	Local Church Funds	Total Tithe and Offerings	Total Tithe and Offerings Per Capita	Membership Basis for Per Capita Calculations June 30, 2022	Sabbath School Mission Offerings
	US\$	US\$	US\$	US\$	US\$	US\$	US\$	US\$	US\$	US\$	US\$	US\$
<b>INTER-AMERICAN DIVISION (CONT'D)</b>												
123 Chihuahua Mexican Conference...	2,291,170	155.67	188,533	12.81	16,968	160,382	15,279	565,599	3,237,931	220.00	14,718	177,221
124 Gulf Mexican Conference	2,059,160	118.24	169,893	9.76	15,290	144,141	...	509,679	2,898,163	166.42	17,415	159,699
125 North Tamaulipas Mexican Conf...	1,965,618	230.09	147,713	17.29	13,294	137,593	...	443,139	2,707,357	316.91	8,543	138,850
126 Northeast Mexican Conference...	6,138,620	370.85	393,155	23.75	35,384	429,703	...	1,179,465	8,176,327	493.95	16,553	369,566
127 Northwest Mexican Mission...	1,034,773	166.74	82,397	13.28	7,416	72,434	11,868	247,191	1,456,079	234.62	6,206	77,453
128 Regiomontana Mission	2,626,529	200.93	197,664	15.12	17,790	183,857	...	592,992	3,618,832	276.84	13,072	185,804
129 Sinaloa Mexican Conference...	2,155,808	180.52	163,275	13.67	14,695	150,907	29,955	489,825	3,004,465	251.59	11,942	153,479
130 Sonora Mexican Conference...	2,087,412	165.34	140,118	11.10	12,611	146,119	...	420,354	2,806,614	222.31	12,625	131,711
131 South Baja California Mission	423,169	205.42	30,180	14.65	2,716	29,622	5,911	90,540	582,138	282.59	2,060	28,369
132 West Mexican Conference...	2,094,292	167.32	153,397	12.26	13,806	146,600	20,827	460,191	2,889,113	230.82	12,517	144,193
Totals	28,028,845	206.08	2,103,179	15.46	189,287	1,962,018	83,840	6,309,537	38,676,706	284.36	136,011	1,976,988
133 PANAMA UNION MISSION	142,789	...	...	...	...	9,995	...	...	152,784	...	...	...
134 Atlantic Panama Conference...	761,156	57.65	85,617	6.49	7,706	53,281	8,026	256,851	1,172,637	88.82	13,202	80,480
135 Bocas del Toro Mission...	612,216	110.99	75,665	13.72	6,810	42,855	...	226,995	964,541	174.86	5,516	71,125
136 Central Panama Conference...	1,379,082	87.43	133,362	8.46	12,003	96,536	13,188	400,086	2,034,257	128.97	15,773	125,360
137 Metropolitan Panama Conference...	2,384,599	90.89	225,507	8.60	20,296	166,922	13,680	676,521	3,487,525	132.93	26,235	211,977
138 Southeast Panama Mission...	752,946	42.20	71,481	4.01	6,433	52,706	7,549	214,443	1,105,558	61.96	17,843	67,192
139 West Panama Conference...	2,903,359	130.88	296,517	13.37	26,687	203,235	30,504	889,551	4,349,853	196.08	22,184	278,726
Totals	8,936,147	88.69	888,149	8.82	79,935	625,530	72,947	2,664,447	13,267,155	131.68	100,753	834,860
140 PUERTO RICAN UNION CONF...	97,308	...	...	...	...	6,812	...	...	104,120	...	...	...
141 East Puerto Rico Conference...	10,819,078	782.06	458,812	33.17	41,293	757,335	...	1,376,436	13,452,954	972.46	13,834	431,283
142 North Puerto Rico Conference...	2,719,393	498.33	125,460	22.99	11,291	190,358	15,804	376,380	3,438,686	630.14	5,457	117,932
143 South Puerto Rico Conference...	1,751,498	746.91	74,718	31.86	6,725	122,605	2,437	224,154	2,182,137	930.55	2,345	70,235
144 West Puerto Rico Conference...	8,821,351	756.81	213,449	18.31	19,210	617,495	30,270	640,347	10,342,122	887.28	11,656	200,642
Totals	24,208,628	727.16	872,439	26.21	78,519	1,694,605	48,511	2,617,317	29,520,019	886.70	33,292	820,092
145 SOUTH CENTRAL AMERICAN UN MISS...	103,169	...	...	...	...	7,222	...	...	110,391	...	...	...
146 Caribbean Costa Rica Mission...	1,492,105	161.40	133,734	14.47	12,036	104,447	11,423	401,202	2,154,947	233.09	9,245	125,710
147 Central Nicaragua Mission...	1,125,493	89.64	96,291	7.67	8,666	78,785	463	288,873	1,598,571	127.32	12,556	90,514
148 North Costa Rica Conference...	2,477,030	198.94	167,839	13.48	15,106	173,392	12,413	503,517	3,349,297	269.00	12,451	157,769
149 Northwestern Nicaragua Mission...	1,257,831	71.20	95,359	5.40	8,582	88,048	4,413	286,077	1,740,310	98.51	17,667	89,637
150 South Atlantic Nicaragua Mission...	618,909	86.79	57,412	8.05	5,167	43,324	431	172,236	897,479	125.86	7,131	53,967
151 South-Central Costa Rica Conf...	2,347,855	136.86	155,587	9.07	14,003	164,350	2,521	466,761	3,151,077	183.68	17,155	146,252
Totals	9,422,392	123.65	706,222	9.27	63,560	659,568	31,664	2,118,666	13,002,072	170.62	76,205	663,849
152 SOUTH COLOMBIAN UN CONF...	162,426	...	7,285	...	656	11,370	...	21,855	203,592	...	...	6,848
153 Central Colombian Conference...	1,471,589	71.72	104,549	5.10	9,409	103,011	...	313,647	2,002,205	97.58	20,518	98,276
154 East Los Llanos Conference...	1,759,917	89.54	131,684	6.70	11,852	123,194	...	395,052	2,421,699	123.21	19,655	123,783
155 Northwestern Bogota and Boyaca Miss...	863,516	114.13	52,687	6.96	4,742	60,446	...	158,061	1,139,452	150.60	7,566	49,526
156 Pacific Colombian Conference...	1,752,914	91.19	103,836	5.40	9,345	122,704	...	311,508	2,300,307	119.67	19,222	97,606
157 South Andean Mission...	887,669	79.01	64,914	5.78	5,842	62,137	...	194,742	1,215,304	108.17	11,235	61,019
158 South Bogota Conference...	1,005,579	56.01	65,059	3.62	5,855	70,391	...	195,177	1,342,061	74.75	17,954	61,155
159 South Colombian Conference...	1,550,630	71.56	108,632	5.01	9,777	108,544	...	325,896	2,103,479	97.08	21,668	102,114
160 South Pacific Mission...	740,029	99.59	45,637	6.14	4,107	51,802	...	136,911	978,486	131.68	7,431	42,899
161 Upper Magdalena Conference...	2,042,869	102.47	107,180	5.38	9,646	143,001	...	321,540	2,624,236	131.63	19,936	100,749
Totals	12,237,138	84.29	791,463	5.45	71,231	856,600	...	2,374,389	16,330,821	112.48	145,185	743,975
162 SOUTHEAST MEXICAN UN MISS...	97,118	...	...	...	...	6,798	...	...	103,916	...	...	...
163 Campeche Conference...	1,929,196	159.31	158,457	13.08	14,261	135,044	29,563	475,371	2,741,892	226.42	12,110	148,950
164 Central Tabasco Conference...	3,600,386	208.50	290,237	16.81	26,121	252,027	36,335	870,711	5,075,817	293.94	17,268	272,823
165 East Tabasco Mission...	1,305,353	174.65	126,808	16.97	11,413	91,375	14,731	380,424	1,930,104	258.24	7,474	119,200
166 Mayab Conference...	2,898,140	196.54	230,794	15.65	20,771	202,870	16,495	692,382	4,061,452	275.43	14,746	216,946
167 North Quintana Roo Conference...	3,338,232	271.36	312,475	25.40	28,123	233,676	28,325	937,425	4,878,256	396.54	12,302	293,727
168 South Quintana Roo Mission...	2,280,649	227.02	242,266	24.12	21,804	159,645	15,678	726,798	3,446,840	343.11	10,046	227,730
169 South Tabasco Conference...	2,369,470	160.77	199,873	13.56	17,989	165,863	10,386	599,619	3,363,200	228.20	14,738	187,881
Totals	17,818,544	200.92	1,560,910	17.60	140,482	1,247,298	151,513	4,682,730	25,601,477	288.68	88,684	1,467,257
170 WEST VENEZUELA UNION MISS...	360,551	...	416	...	37	25,239	...	1,248	387,491	...	...	391
171 Central Andean Venezuela Miss...	139,702	12.06	14,880	1.28	1,339	9,779	...	44,640	210,340	18.16	11,584	13,987
172 East Andean Venezuela Mission...	142,272	9.08	12,812	0.82	1,153	9,959	...	38,436	204,632	13.06	15,672	12,043
173 North Central Venezuela Conf...	254,336	12.38	27,815	1.35	2,503	17,803	...	83,445	385,902	18.78	20,549	26,146
174 Northwestern Venezuela Mission...	135,713	13.98	10,129	1.04	912	9,500	...	30,387	186,641	19.23	9,705	9,521
175 Portuguese Venezuela Mission...	219,291	13.92	24,078	1.53	2,167	15,350	...	72,234	333,120	21.15	15,753	22,633
176 Southwest Venezuela Conf...	402,827	15.16	41,741	1.57	3,757	28,198	...	125,223	601,746	22.65	26,570	39,237
177 West Central Venezuela Conf...	373,598	14.36	40,452	1.55	3,641	26,152	...	121,356	565,199	21.72	26,025	38,025
178 West Los Llanos Venezuela Conf...	214,395	21.19	21,949	2.17	1,975	15,008	...	65,847	319,174	31.55	10,116	20,632
179 West Venezuela Conference...	289,691	12.88	26,088	1.16	2,348	20,278	...	78,264	416,669	18.53	22,485	24,523
180 Yaracuy Venezuela Mission...	228,444	19.02	23,834	1.98	2,145	15,991	...	71,502	341,916	28.47	12,009	22,404
Totals	2,760,820	16.20	244,194	1.43	21,977	193,257	...	732,582	3,952,830	23.19	170,468	229,542

Conference or Mission	Tithe and Offerings										Per Capita Basis	17
	7	8	9	10	11	12a	12b	13	14a	14b		
1	Tithe	Tithe Per Capita	World Mission Fund, Including Sabbath School	World Mission Fund Per Capita	Other General Conference Funds	Intradivision Funds	Ingathering Funds	Local Church Funds	Total Tithe and Offerings	Total Tithe and Offerings Per Capita	Membership Basis for Per Capita Calculations June 30, 2022	Sabbath School Mission Offerings
Conference or Mission	US\$	US\$	US\$	US\$	US\$	US\$	US\$	US\$	US\$	US\$	US\$	US\$

**INTER-AMERICAN DIVISION (CONT'D)**

181 INTER-AMERICAN DIVISION . . . . .	1,472,028	...	8,417	...	758	...	...	25,251	1,506,454	...	139	7,912
182 Atlantic Caribbean Union Mission . . .	14,636,390	522.11	903,775	32.24	81,340	1,024,548	33,814	2,711,325	19,391,192	691.73	28,033	849,548
183 Belize Union Mission . . . . .	2,041,063	40.85	115,174	2.31	10,366	142,875	4,689	345,522	2,659,689	53.23	49,966	108,264
184 Caribbean Union Conference . . . . .	41,130,437	175.98	1,890,828	8.09	170,175	3,394,900	809,375	5,672,484	53,068,199	227.05	233,728	1,777,379
185 Central Mexican Union Mission . . . . .	8,382,713	92.85	557,217	6.17	50,149	586,790	...	1,671,651	11,248,520	124.59	90,283	523,784
186 Chiapas Mexican Union Conf . . . . .	31,289,890	106.86	3,152,340	10.77	283,710	2,190,293	170,737	9,457,020	46,543,990	158.96	292,805	2,963,199
187 Cuban Union Conference . . . . .	...	...	...	...	...	...	...	...	...	...	...	...
188 Dominican Union Conference . . . . .	22,018,699	69.07	2,233,029	7.00	200,973	1,541,308	49,519	6,699,087	32,742,615	102.71	318,800	2,099,047
189 Dutch Caribbean Union Mission . . . . .	3,328,064	323.99	190,080	18.50	17,107	232,966	...	570,240	4,338,457	422.36	10,272	178,675
190 East Venezuela Union Mission . . . . .	2,348,746	13.23	233,357	1.31	21,003	164,413	196	700,071	3,467,786	19.53	177,595	219,355
191 El Salvador Union Mission . . . . .	7,007,662	36.76	539,694	2.83	48,573	490,535	182,342	1,619,082	9,887,888	51.86	190,650	507,313
192 French Antilles-Guiana Un Conf . . . . .	14,366,493	472.15	730,576	24.01	65,752	1,005,653	...	2,191,728	18,360,202	603.40	30,428	686,742
193 Guatemala Union Mission . . . . .	14,313,606	71.36	1,130,260	5.63	101,724	1,001,953	211,449	3,390,780	20,149,772	100.46	200,585	1,062,446
194 Haitian Union Mission . . . . .	5,861,484	11.86	741,508	1.50	66,736	410,305	811	2,224,524	9,305,368	18.82	494,385	697,018
195 Honduras Union Mission . . . . .	7,630,928	98.07	499,677	6.42	44,972	534,164	87,425	1,499,031	10,296,197	132.32	77,812	469,696
196 Inter-Oceanic Mexican Un Conf . . . . .	27,308,047	127.87	2,438,288	11.42	219,447	1,911,565	319,768	7,314,864	39,511,979	185.02	213,557	2,291,991
197 Jamaica Union Conference . . . . .	29,588,153	88.33	1,135,543	3.39	102,199	2,071,170	325,921	3,406,629	36,629,615	109.35	334,987	1,067,410
198 North Colombian Union Conf . . . . .	16,099,269	111.70	1,121,709	7.78	100,954	1,126,948	78,350	3,365,127	21,892,357	151.90	144,124	1,054,407
199 North Mexican Union Conference . . . . .	28,028,845	206.08	2,103,179	15.46	189,287	1,962,018	83,840	6,309,537	38,676,706	284.36	136,011	1,976,988
200 Panama Union Mission . . . . .	8,936,147	88.69	888,149	8.82	79,935	625,530	72,947	2,664,447	13,267,155	131.68	100,753	834,860
201 Puerto Rican Union Conference . . . . .	24,208,628	727.16	872,439	26.21	78,519	1,694,605	48,511	2,617,317	29,520,019	886.70	33,292	820,092
202 South Central American Un Miss . . . . .	9,422,392	123.65	706,222	9.27	63,560	659,568	31,664	2,118,666	13,002,072	170.62	76,205	663,849
203 South Colombian Union Conf . . . . .	12,237,138	84.29	791,463	5.45	71,231	856,600	...	2,374,389	16,330,821	112.48	145,185	523,975
204 Southeast Mexican Union Miss . . . . .	17,818,544	200.92	1,560,910	17.60	140,482	1,247,298	151,513	4,682,730	25,601,477	288.68	88,684	1,467,257
205 West Venezuela Union Mission . . . . .	2,760,820	16.20	244,194	1.43	21,977	193,257	...	732,582	3,952,830	23.19	170,468	229,542
DIVISION TOTALS . . . . .	352,236,186	96.80	24,788,028	6.81	2,230,929	25,069,262	2,662,871	74,364,084	481,351,360	132.28	3,638,747	23,300,749

**INTER-EUROPEAN DIVISION**

1 AUSTRIAN UN OF CHURCHES CONF. . . . .	9,593,744	2,216.67	769,359	177.76	95,422	26,977	...	...	10,485,502	2,422.71	4,328	504,383
2 BULGARIAN UN OF CHURCHES CONF. . . . .	3,904,669	555.82	125,934	17.93	3,048	...	...	...	4,033,651	574.19	7,025	90,831
3 CZECHO-SLOVAKIAN UN CONF . . . . .	...	...	...	...	...	...	...	...	...	...	...	...
4 Bohemian Conference . . . . .	4,592,679	1,408.80	198,139	60.78	2,548	2,615	...	...	4,795,981	1,471.16	3,260	133,486
5 Moravia-Silesian Conference . . . . .	3,797,378	931.64	307,585	75.46	4,152	5,126	...	...	4,114,241	1,009.38	4,076	176,783
6 Slovakian Conference . . . . .	1,746,057	817.83	142,163	66.59	4,687	7,291	...	...	1,900,198	890.02	2,135	87,635
Totals . . . . .	10,136,114	1,070.23	647,887	68.41	11,387	15,032	...	...	10,810,420	1,141.42	9,471	397,904
7 FRANCO-BELGIAN UNION CONF. . . . .	89,418	...	229	...	...	...	...	...	89,647	...	...	...
8 Belgian-Luxembourg Conference . . . . .	2,262,369	755.63	134,085	44.78	5,183	5,245	...	...	2,406,882	803.90	2,994	104,464
9 North France Conference . . . . .	10,358,521	873.77	280,431	23.66	3,172	24,250	...	...	10,666,374	899.74	11,855	177,004
10 South France Conference . . . . .	5,437,911	1,089.54	134,104	26.87	10,687	...	...	...	5,582,702	1,118.55	4,991	82,332
Totals . . . . .	18,148,219	914.73	548,849	27.66	19,042	29,495	...	...	18,745,605	944.84	19,840	363,800
11 ITALIAN UN OF CHURCHES CONF. . . . .	7,098,497	755.72	469,204	49.95	9,060	43,362	...	...	7,620,123	811.26	9,393	391,278
12 NORTH GERMAN UNION CONF. . . . .	...	...	...	...	...	...	...	...	...	...	...	...
13 Berlin-Central German Conf. . . . .	8,444,844	1,299.61	360,993	55.55	32,144	276,140	...	...	9,114,121	1,402.60	6,498	256,070
14 Hanseatic Conference . . . . .	7,136,945	1,180.25	417,595	69.06	14,282	475,894	...	...	8,044,716	1,330.36	6,047	285,293
15 Northern Rhenish-Westfalial Conf. . . . .	8,720,744	1,441.92	621,790	102.81	47,589	260,197	...	...	9,650,320	1,595.62	6,048	438,528
Totals . . . . .	24,302,533	1,307.08	1,400,378	75.32	94,015	1,012,231	...	...	26,809,157	1,441.90	18,593	979,891
16 PORTUGUESE UN OF CHURCHES CONF. . . . .	8,610,028	809.37	283,909	26.69	56,792	29,689	...	...	8,980,418	844.18	10,638	127,903
17 ROMANIAN UNION CONF. . . . .	277,775	...	381	...	...	...	...	...	278,156	...	...	272
18 Banat Conference . . . . .	3,248,564	499.70	223,154	34.33	8,795	16,231	...	...	3,496,744	537.88	6,501	151,811
19 Moldavia Conference . . . . .	5,772,868	509.16	485,388	42.81	12,022	23,835	...	...	6,294,113	555.13	11,338	293,122
20 Muntenia Conference . . . . .	8,846,351	515.61	630,342	36.74	16,235	35,491	...	...	9,528,419	555.37	17,157	392,854
21 North Transylvania Conference . . . . .	3,222,449	444.97	228,812	31.60	8,205	17,306	...	...	3,476,772	480.08	7,242	166,145
22 Oltenia Conference . . . . .	4,341,539	438.63	280,867	28.38	8,966	15,667	...	...	4,647,039	469.49	9,898	188,183
23 South Transylvania Conference . . . . .	4,830,760	508.98	274,566	28.93	10,025	21,098	...	...	5,136,449	541.19	9,491	192,969
Totals . . . . .	30,540,306	495.57	2,123,510	34.46	64,248	129,628	...	...	32,857,692	533.17	61,627	1,385,356
24 SOUTH GERMAN UNION CONF. . . . .	...	...	...	...	...	...	...	...	...	...	...	...
25 Baden-Wuerttemberg Conference . . . . .	14,250,461	2,228.72	894,250	139.86	62,865	952,455	...	...	16,160,031	2,527.37	6,394	597,972
26 Bavarian Conference . . . . .	7,555,242	1,694.38	467,328	104.81	21,165	319,617	...	...	8,363,352	1,875.61	4,459	304,266
27 Central Rhenish Conference . . . . .	7,540,705	1,629.37	411,339	88.88	6,195	347,699	...	...	8,305,938	1,794.71	4,628	276,832
Totals . . . . .	29,346,408	1,895.64	1,772,917	114.52	90,225	1,619,771	...	...	32,829,321	2,120.62	15,481	1,179,070
28 SPANISH UN OF CHURCHES CONF. . . . .	11,897,506	680.44	389,819	22.29	131	88,860	...	...	12,376,316	707.82	17,485	333,630
29 SWISS UNION CONFERENCE . . . . .	...	...	...	...	...	...	...	...	...	...	...	...
30 French-Italian Swiss Conference . . . . .	4,662,379	2,093.57	246,565	110.72	37,302	18,819	...	...	4,965,065	2,229.49	2,227	171,709

Conference or Mission	Tithe and Offerings										Per Capita Basis	17
	7	8	9	10	11	12a	12b	13	14a	14b		
1	Tithe	Tithe Per Capita	World Mission Fund, Including Sabbath School	World Mission Fund Per Capita	Other General Conference Funds	Intradivision Funds	Ingathering Funds	Local Church Funds	Total Tithe and Offerings	Total Tithe and Offerings Per Capita	Membership Basis for Per Capita Calculations June 30, 2022	Sabbath School Mission Offerings
Conference or Mission	US\$	US\$	US\$	US\$	US\$	US\$	US\$	US\$	US\$	US\$	US\$	US\$

**INTER-EUROPEAN DIVISION (CONT'D)**

31 German Swiss Conference . . . . .	10,065,121	3,957.97	632,082	248.56	62,558	69,219	...	...	10,828,980	4,258.35	2,543	489,548
Totals . . . . .	14,727,500	3,087.53	878,647	184.20	99,860	88,038	...	...	15,794,045	3,311.12	4,770	661,257
32 INTER-EUROPEAN DIVISION. . . . .	15,622	...	769	...	...	...	...	...	16,391	...	...	467
33 Austrian Union of Churches Conf. . . . .	9,593,744	2,216.67	769,359	177.76	95,422	26,977	...	...	10,485,502	2,422.71	4,328	504,383
34 Bulgarian Union of Churches Conf. . . . .	3,904,669	555.82	125,934	17.93	3,048	...	...	...	4,033,651	574.19	7,025	90,831
35 Czecho-Slovakian Union Conf. . . . .	10,136,114	1,070.23	647,887	68.41	11,387	15,032	...	...	10,810,420	1,141.42	9,471	397,904
36 Franco-Belgian Union Conference. . . . .	18,148,219	914.73	548,849	27.66	19,042	29,495	...	...	18,745,605	944.84	19,840	363,800
37 Italian Union of Churches Conf. . . . .	7,098,497	755.72	469,204	49.95	9,060	43,362	...	...	7,620,123	811.26	9,393	391,278
38 North German Union Conference . . . . .	24,302,533	1,307.08	1,400,378	75.32	94,015	1,012,231	...	...	26,809,157	1,441.90	18,593	979,891
39 Portuguese Un of Churches Conf. . . . .	8,610,028	809.37	283,909	26.69	56,792	29,689	...	...	8,980,418	844.18	10,638	127,903
40 Romanian Union Conference. . . . .	30,540,306	495.57	2,123,510	34.46	64,248	129,628	...	...	32,857,692	533.17	61,627	1,385,356
41 South German Union Conference . . . . .	29,346,408	1,895.64	1,772,917	114.52	90,225	1,619,771	...	...	32,829,321	2,120.62	15,481	1,179,070
42 Spanish Union of Churches Conf. . . . .	11,897,506	680.44	389,819	22.29	131	88,860	...	...	12,376,316	707.82	17,485	353,630
43 Swiss Union Conference . . . . .	14,727,500	3,087.53	878,647	184.20	99,860	88,038	...	...	15,794,045	3,311.12	4,770	661,257
DIVISION TOTALS . . . . .	168,321,146	942.18	9,411,182	52.68	543,230	3,083,083	...	...	181,358,641	1,015.16	178,651	6,415,770

**NORTH AMERICAN DIVISION**

1 ATLANTIC UNION CONF. . . . .	...	...	...	...	...	...	...	...	...	...	...	...
2 Bermuda Conference. . . . .	4,943,419	1,259.47	72,865	18.56	17,914	10,313	12,803	...	5,057,314	1,288.49	3,925	64,547
3 Greater New York Conference. . . . .	32,099,892	978.00	673,923	20.53	137,712	84,607	64,768	18,745,653	51,806,555	1,578.41	32,822	650,374
4 New York Conference . . . . .	6,462,036	1,073.07	102,382	17.00	57,447	25,634	2,715	2,140,392	8,790,606	1,459.75	6,022	94,536
5 Northeastern Conference. . . . .	55,703,809	908.37	641,850	10.47	157,458	59,396	62,124	20,282,349	76,906,986	1,254.13	61,323	640,538
6 Northern New England Conf. . . . .	7,530,307	1,413.08	121,293	22.76	101,431	24,580	21,882	3,842,752	11,642,245	2,184.70	5,329	105,029
7 Southern New England Conf. . . . .	25,172,003	1,243.18	308,406	15.23	124,347	80,825	11,277	14,792,266	40,489,124	1,999.66	20,248	291,988
Totals . . . . .	131,911,466	1,017.29	1,920,719	14.81	596,309	285,355	175,569	59,803,412	194,692,830	1,501.46	129,669	1,847,012
8 CANADA, SDA CHURCH IN. . . . .	...	...	...	...	...	...	...	...	...	...	...	...
9 Alberta Conference. . . . .	15,314,047	1,241.21	531,049	43.04	197,184	49,592	...	6,382,607	22,474,479	1,821.57	12,338	500,978
10 British Columbia Conference. . . . .	13,409,584	1,242.43	437,411	40.53	135,741	13,020	2,888	7,554,910	21,553,554	1,996.99	10,793	404,660
11 Manitoba-Saskatchewan Conf. . . . .	4,543,845	1,115.33	113,934	27.97	22,388	2,735	1,769	2,030,427	6,715,098	1,648.28	4,074	107,249
12 Maritime Conf of the SDA Church, Inc. . . . .	2,506,232	1,396.23	66,406	36.99	20,540	2,845	4,556	959,799	3,560,378	1,983.50	1,795	58,005
13 Ontario Conference . . . . .	32,118,947	904.33	587,365	16.54	138,152	28,400	1,496	20,187,346	53,061,706	1,493.98	35,517	568,380
14 Quebec Conference. . . . .	7,521,758	820.17	213,719	23.30	13,487	2,044	...	4,734,682	12,485,690	1,361.43	9,171	195,999
15 SDA Church in Newfoundland & Labrador. . . . .	660,313	1,312.75	10,735	21.34	3,476	930	...	237,277	912,731	1,814.57	503	8,630
Totals . . . . .	76,074,726	1,025.39	1,960,619	26.43	530,968	99,566	10,709	42,087,048	120,763,636	1,627.74	74,191	1,843,901
16 COLUMBIA UNION CONF . . . . .	...	...	...	...	...	...	...	...	...	...	...	...
17 Allegheny East Conference . . . . .	40,038,944	1,237.83	377,712	11.68	115,477	80,347	19,008	654,842	41,286,330	1,276.40	32,346	372,355
18 Allegheny West Conference. . . . .	8,678,052	780.40	43,145	3.88	15,778	14,343	2,136	3,123,342	11,876,796	1,068.06	11,120	42,565
19 Chesapeake Conference. . . . .	25,502,021	1,466.64	436,405	25.10	236,798	94,029	44,721	...	26,313,974	1,513.34	17,388	410,936
20 Mountain View Conference . . . . .	3,845,528	1,686.64	79,078	34.68	22,580	20,576	21,183	2,075,244	6,064,189	2,659.73	2,280	73,913
21 New Jersey Conf of SDA, Inc. . . . .	16,980,926	944.33	369,507	20.55	124,399	77,601	11,156	9,209,879	26,774,008	1,488.93	17,982	361,543
22 Ohio Conference . . . . .	17,110,030	1,248.54	208,267	15.20	155,891	58,424	7,548	9,353,298	26,893,458	1,962.45	13,704	193,244
23 Pennsylvania Conference . . . . .	16,367,937	1,235.32	234,226	17.68	105,391	36,792	8,823	9,332,987	26,086,156	1,968.77	13,250	222,872
24 Potomac Conference. . . . .	42,787,437	1,117.75	403,872	10.55	278,597	75,065	29,700	7,600,952	51,175,623	1,336.88	38,280	386,688
Totals . . . . .	171,310,875	1,170.56	2,152,212	14.71	1,055,451	457,177	144,275	41,350,544	216,470,534	1,479.13	146,350	2,064,116
25 LAKE UNION CONFERENCE . . . . .	...	...	...	...	...	...	...	...	...	...	...	...
26 Illinois Conference . . . . .	17,314,936	1,262.48	253,308	18.47	119,372	54,530	30,202	7,113,270	24,885,618	1,814.48	13,715	236,118
27 Indiana Conference . . . . .	13,172,031	1,408.92	393,537	42.09	96,990	77,342	11,782	7,640,763	21,392,445	2,288.21	9,349	379,555
28 Lake Region Conference. . . . .	12,498,612	397.45	102,582	3.26	51,686	26,261	...	3,867,104	16,546,245	526.16	31,447	97,342
29 Michigan Conference. . . . .	43,114,034	1,619.55	1,226,484	46.07	390,742	211,923	44,541	22,499,215	67,486,939	2,535.10	26,621	1,155,836
30 Wisconsin Conference. . . . .	9,062,401	1,175.26	290,017	37.61	87,741	64,209	3,404	3,258,360	12,766,132	1,655.57	7,711	264,050
Totals . . . . .	95,162,014	1,071.13	2,265,928	25.50	746,531	434,265	89,929	44,378,712	143,077,379	1,610.45	88,843	2,132,901
31 MID-AMERICA UNION CONF . . . . .	...	...	...	...	...	...	...	...	...	...	...	...
32 Central States Conference. . . . .	5,520,532	600.84	49,955	5.44	2,802	2,308	359	2,843,966	8,419,922	916.40	9,188	48,188
33 Dakota Conference . . . . .	6,355,289	1,650.30	144,995	37.65	72,445	45,920	2,583	2,609,408	9,230,640	2,396.95	3,851	131,289
34 Iowa-Missouri Conference. . . . .	13,520,079	1,127.90	322,624	26.91	104,093	79,388	16,438	7,173,221	21,215,843	1,769.90	11,987	287,777
35 Kansas-Nebraska Conference. . . . .	13,983,272	1,187.84	321,766	27.33	141,355	72,159	4,981	8,867,446	23,390,979	1,987.00	11,772	296,172
36 Minnesota Conference. . . . .	11,586,178	1,054.44	222,210	20.22	98,657	40,731	4,370	7,609,804	19,561,950	1,780.30	10,988	200,021
37 Rocky Mountain Conference. . . . .	19,569,161	1,126.67	411,303	23.68	218,323	172,130	7,693	13,835,580	34,214,190	1,969.84	17,369	391,651
Totals . . . . .	70,534,511	1,082.56	1,472,853	22.61	637,675	412,636	36,424	42,939,425	116,033,524	1,780.88	65,155	1,355,098
38 NORTH PACIFIC UNION CONF. . . . .	...	...	...	...	...	...	...	...	...	...	...	...
39 Alaska Conference. . . . .	5,033,662	1,301.36	70,518	18.23	76,814	29,222	1,858	2,193,561	7,405,635	1,914.59	3,868	60,282
40 Idaho Conference of SDA, Inc. . . . .	7,802,529	1,100.81	195,917	27.64	143,434	33,598	603	4,814,715	12,990,796	1,832.79	7,088	179,360
41 Montana Conference . . . . .	5,464,723	1,338.08	134,408	32.91	77,056	36,323	1,164	3,553,807	9,267,481	2,269.22	4,084	121,854
42 Oregon Conference . . . . .	38,190,853	1,045.87	820,409	22.47	424,248	190,535	10,425	20,329,448	59,965,918	1,642.18	36,516	767,206
43 Upper Columbia Conference . . . . .	32,317,997	1,202.22	789,191	29.36	316,009	173,650	7,991	19,522,997	53,127,835	1,976.33	26,882	651,610



Conference or Mission	Tithe and Offerings										Per Capita Basis	17
	7	8	9	10	11	12a	12b	13	14a	14b		
1	Tithe	Tithe Per Capita	World Mission Fund, Including Sabbath School	World Mission Fund Per Capita	Other General Conference Funds	Intradivision Funds	Ingathering Funds	Local Church Funds	Total Tithe and Offerings	Total Tithe and Offerings Per Capita	Membership Basis for Per Capita Calculations June 30, 2022	Sabbath School Mission Offerings
Conference or Mission	US\$	US\$	US\$	US\$	US\$	US\$	US\$	US\$	US\$	US\$	US\$	US\$

**NORTHERN ASIA-PACIFIC DIVISION (CONT'D)**

19 Northern Section	11,268	1.11	712	0.07	...	837	...	1,549	14,366	1.42	10,144	...
20 Southern Section	7,905	1.31	149	0.02	...	176	...	325	8,555	1.42	6,042	...
Totals	19,173	1.18	861	0.05	...	1,013	...	1,874	22,921	1.42	16,186	...
<b>21 ATTACHED FIELDS</b>												
22 Himalayan Section	344,941	36.39	2,412	0.25	345	...	...	1,034	348,732	36.79	9,478	2,068
23 Mongolia Mission	114,993	36.66	2,504	0.80	...	...	...	22,071,518	22,189,015	7,073.32	3,137	...
24 Sri Lanka Mission of SDA	275,170	81.03	5,605	1.65	...	6,591	...	12,196	299,562	88.21	3,396	...
25 Taiwan Conference	2,985,466	422.15	56,833	8.04	18,722	87,730	...	1,582,787	4,731,538	669.05	7,072	32,346
Totals	3,720,570	161.18	67,354	2.92	19,067	94,321	...	23,667,535	27,568,847	1,194.34	23,083	34,414
<b>26 NORTHERN ASIA-PACIFIC DIV.</b>												
27 Bangladesh Union Mission	531,663	16.96	15,625	0.50	...	18,375	...	34,000	599,663	19.13	31,343	...
28 Japan Union Conference	7,922,325	528.40	244,971	16.34	...	661,618	...	2,658,975	11,487,889	766.22	14,993	...
29 Korean Union Conference	65,188,276	250.87	1,144,660	4.41	...	1,721,968	250,547	24,219,303	92,524,754	356.07	259,847	...
30 Pakistan Union Section	19,173	1.18	861	0.05	...	1,013	...	1,874	22,921	1.42	16,186	...
31 Attached Fields	3,720,570	161.18	67,354	2.92	19,067	94,321	...	23,667,535	27,568,847	1,194.34	23,083	34,414
DIVISION TOTALS	77,382,007	224.00	1,473,471	4.27	19,067	2,497,295	250,547	50,581,687	132,204,074	382.70	345,452	34,414

Note: Effective Oct 8, 2023, the following Unions/Fields transferred to NSD: Bangladesh Union Mission, Pakistan Union Section, and Sri Lanka Mission (SSD), and Himalayan Sec (SUD).

**SOUTH AMERICAN DIVISION**

<b>1 ARGENTINA UNION CONF</b>												
2 Buenos Aires Conference	2,292,348	113.59	67,967	3.37	5,614	120,659	...	498,073	2,984,661	147.89	20,181	67,717
3 Central Argentine Conference	3,704,178	152.67	94,163	3.88	6,427	164,372	108	1,055,709	5,024,957	207.11	24,262	93,528
4 Central West Argentine Mission	918,329	89.68	21,032	2.05	3,066	30,098	194	204,404	1,177,123	114.95	10,240	20,758
5 North Argentine Conference	2,900,819	115.32	67,801	2.70	13,802	107,946	16	530,669	3,621,053	143.95	25,155	67,348
6 North Buenos Aires Mission	1,627,684	127.01	42,360	3.31	1,638	63,136	...	360,038	2,094,856	163.47	12,815	42,192
7 Northwest Argentine Mission	974,212	70.68	20,696	1.50	1,241	33,176	...	262,339	1,291,664	93.71	13,783	20,694
8 South Argentine Conference	2,340,291	165.73	83,372	5.90	5,191	103,355	53	674,134	3,206,396	227.07	14,121	83,249
Totals	14,757,861	122.41	397,391	3.30	36,979	622,742	371	3,585,366	19,400,710	160.93	120,557	395,486
<b>9 BOLIVIA UNION MISSION</b>												
10 Central Bolivia Mission	3,685,349	115.94	177,475	5.58	55	302,959	...	1,001,284	5,167,122	162.56	31,786	177,475
11 East Bolivia Mission	4,055,692	112.41	219,175	6.07	882	230,559	...	1,161,731	5,668,039	157.09	36,081	219,175
12 North Western Bolivia Mission	3,696,831	103.43	156,127	4.37	438	167,015	...	964,951	4,985,362	139.48	35,742	156,127
13 South Western Bolivia Mission	2,429,977	90.12	118,805	4.41	325	120,094	...	787,560	3,456,761	128.20	26,963	118,805
Totals	13,867,849	106.21	671,582	5.14	1,700	820,627	...	3,915,526	19,277,284	147.64	130,572	671,582
<b>14 CENTRAL BRAZIL UNION CONF.</b>												
15 Central Sao Paulo Conference	14,443,523	372.41	480,175	12.38	37,828	576,632	31,524	4,064,846	19,634,528	506.25	38,784	477,488
16 East Sao Paulo Conference	11,449,115	284.08	402,051	9.98	28,153	435,510	20,686	3,580,659	15,916,174	394.92	40,302	401,181
17 Sao Paulo Conference	14,717,014	376.82	478,634	12.26	33,335	564,204	31,743	4,376,642	20,201,572	517.25	39,056	478,059
18 Sao Paulo Valley Conference	11,017,505	335.38	406,798	12.38	23,598	475,358	21,917	3,078,254	15,023,430	457.32	32,851	405,654
19 South Sao Paulo Conference	12,202,313	297.44	436,020	10.63	16,339	484,548	8,149	3,083,962	16,231,331	395.65	41,024	435,134
20 Southeast Sao Paulo Conference	6,440,309	302.77	201,517	9.47	9,348	251,869	29,285	1,904,978	8,837,306	415.46	21,271	200,947
21 Southwest Sao Paulo Conference	13,175,251	353.59	492,107	13.21	17,243	558,584	67,775	3,519,136	17,830,096	478.52	37,261	490,824
22 West Sao Paulo Conference	13,188,447	381.52	441,605	12.77	25,628	543,611	23,165	3,889,003	18,111,459	523.94	34,568	440,372
Totals	96,633,477	338.93	3,338,907	11.71	191,472	3,890,316	234,244	27,497,480	131,785,896	462.22	285,117	3,329,659
<b>23 CHILE UNION MISSION</b>												
24 Central Chile Mission	2,401,587	323.79	86,538	11.67	6,809	120,144	...	458,573	3,073,651	414.41	7,417	86,527
25 Central South Chile Conference	6,256,439	300.34	232,093	11.14	19,789	352,810	...	1,398,995	8,260,126	396.53	20,831	231,750
26 Metropolitan Chile Conference	5,140,216	305.80	184,174	10.96	17,809	305,527	12	1,095,249	6,742,987	401.15	16,809	183,884
27 North Chile Conference	2,998,235	223.97	127,701	9.54	30,738	224,443	36	624,313	4,005,466	299.21	13,387	127,662
28 Pacific Chile Mission	3,335,883	249.26	144,550	10.80	27,373	218,177	...	788,862	4,514,845	337.36	13,383	144,406
29 South Austral Chile Conference	5,570,660	245.78	252,383	11.14	15,913	326,489	4	1,270,669	7,436,118	328.09	22,665	252,313
30 South Metropolitan Chile Mission	2,922,493	275.14	113,628	10.70	14,890	200,110	234	614,933	3,866,288	363.99	10,622	113,554
Totals	28,625,513	272.33	1,141,067	10.86	133,321	1,747,700	286	6,251,594	37,899,481	360.56	105,114	1,140,096
<b>31 EAST BRAZIL UNION MISSION</b>												
32 Bahia Conference	10,113,634	244.17	525,248	12.68	21,790	836,640	1,526	3,154,247	14,653,085	353.76	41,421	524,383
33 Central Bahia Conference	7,331,270	183.23	437,754	10.94	12,604	558,096	1,029	2,085,348	10,426,101	260.58	40,011	437,487
34 Extreme South Bahia Conference	3,880,121	274.62	196,566	13.91	5,763	237,010	81	961,030	5,280,571	373.73	14,129	196,499
35 North Bahia Conference	5,996,154	187.99	377,318	11.83	9,809	432,643	237	1,608,291	8,424,452	264.12	31,896	376,884
36 Sergipe Mission	5,293,568	184.93	325,382	11.37	8,726	417,988	101	1,481,723	7,527,488	262.97	28,625	325,196
37 South Bahia Conference	4,874,596	220.57	276,224	12.50	12,947	314,237	165	1,504,834	6,983,003	315.98	22,100	275,766
38 Southwest Bahia Mission	7,476,443	216.96	442,933	12.85	16,308	555,761	2,733	2,032,834	10,527,012	305.48	34,460	442,420
Totals	44,965,786	211.46	2,581,425	12.14	87,947	3,352,375	5,872	12,828,307	63,821,712	300.14	212,642	2,578,635
<b>39 ECUADOR UNION MISSION</b>												
40 North Ecuador Mission	3,935,143	138.10	212,804	7.47	9,819	287,115	4,764	1,214,826	5,664,471	198.79	28,495	212,478



Conference or Mission	Tithe and Offerings										Per Capita Basis	17
	7	8	9	10	11	12a	12b	13	14a	14b		
1	7	8	9	10	11	12a	12b	13	14a	14b	17	
Conference or Mission	Tithe	Tithe Per Capita	World Mission Fund, Including Sabbath School	World Mission Fund Per Capita	Other General Conference Funds	Intradivision Funds	Ingathering Funds	Local Church Funds	Total Tithe and Offerings	Total Tithe and Offerings Per Capita	Membership Basis for Per Capita Calculations June 30, 2022	Sabbath School Mission Offerings
	US\$	US\$	US\$	US\$	US\$	US\$	US\$	US\$	US\$	US\$	US\$	US\$
<b>SOUTH AMERICAN DIVISION (CONT'D)</b>												
41 South Ecuador Mission	3,657,866	137.12	218,202	8.18	9,785	243,330	1,269	1,194,897	5,325,349	199.63	26,676	217,890
Totals	7,593,009	137.63	431,006	7.81	19,604	530,445	6,033	2,409,723	10,989,820	199.20	55,171	430,368
42 NORTH BRAZIL UNION MISSION												
43 Maranhao Conference	6,817,591	135.74	356,697	7.10	1,617	496,327		1,774,695	9,446,927	188.10	50,224	356,353
44 North Para Conference	7,940,577	211.37	339,345	9.03	26,032	528,094		1,845,031	10,679,079	284.27	37,567	337,551
45 Northeast Maranhao Mission	6,213,744	113.67	349,742	6.40	1,105	425,566		1,798,323	8,788,480	160.77	54,665	349,376
46 Para-Amapa Mission	6,717,151	171.17	246,911	6.29	18,474	437,387		1,343,573	8,763,496	223.31	39,243	246,147
47 South Maranhao Conference	7,570,635	133.62	538,580	9.51	7,473	577,493		2,359,465	11,053,646	195.10	56,656	538,318
48 South Para Conference	10,283,202	190.61	670,592	12.43	5,946	873,327		2,973,829	14,806,896	274.46	53,950	670,244
49 West Para Mission	6,398,753	158.05	398,584	9.85	20,429	499,466		1,973,764	9,290,996	229.49	40,485	397,780
Totals	51,941,653	156.08	2,900,451	8.72	81,076	3,837,660		14,068,680	72,829,520	218.85	332,790	2,895,769
50 NORTH PERU UNION MISSION												
51 East Central Peru Conference	5,465,305	174.14	199,767	6.37	714	300,471	970	1,291,349	7,258,576	231.28	31,384	198,562
52 North Pacific Conference	7,722,525	147.71	289,392	5.54	967	383,339	2,414	1,704,577	10,103,214	193.25	52,280	289,331
53 North Peru Mission	5,345,621	100.63	260,687	4.91	6,285	346,738	1,359	1,339,376	7,300,066	137.42	53,121	260,242
54 Northeast Peru Mission	4,514,371	114.73	193,093	4.91	750	223,736	584	1,265,988	6,198,522	157.53	39,349	193,052
55 West Central Peru Mission	4,338,827	140.29	184,066	5.95	141	258,101	1,754	1,109,311	5,892,200	190.51	30,928	184,055
Totals	27,386,649	132.26	1,127,005	5.44	8,857	1,512,385	7,081	6,710,601	36,752,578	177.50	207,062	1,125,242
56 NORTHEAST BRAZIL UN MISS												
57 Alagoas Mission	4,726,854	171.71	199,988	7.26	5,395	244,530	175	1,193,706	6,370,648	231.42	27,528	199,746
58 Ceara Conference	7,930,516	167.86	452,294	9.57	10,401	532,699	11	2,502,823	11,428,744	241.90	47,246	452,065
59 Central Pernambuco Conference	7,426,789	189.46	494,244	12.61	12,888	562,978	140	2,058,726	10,555,765	269.28	39,200	493,696
60 Pernambuco Conference	6,496,979	203.08	378,921	11.84	12,240	470,209	43	1,821,007	9,179,399	286.93	31,992	378,092
61 Piaui Mission	3,646,910	187.97	208,473	10.74	5,600	252,218	98	942,267	5,055,566	260.57	19,402	207,935
62 Rio Grande do Norte-Paraiba Miss	7,544,469	181.59	421,188	10.14	8,436	425,566		1,798,323	10,197,982	245.46	41,546	420,737
Totals	37,772,517	182.55	2,155,108	10.42	54,960	2,488,200	467	10,316,852	52,788,104	255.12	206,914	2,152,271
63 NORTHWEST BRAZIL UN MISS												
64 Amazonas-Roraima Conference	11,631,216	167.51	600,015	8.64	30,227	759,477	422	3,145,706	16,167,063	232.84	69,434	599,183
65 Central Amazon Conference	9,153,822	183.08	360,553	7.21	18,786	458,355	176	3,497,664	13,489,356	269.79	50,000	360,016
66 North Rondonia and Acre Conf	7,878,655	219.22	410,062	11.41	24,620	500,006	181	2,223,665	11,037,189	307.11	35,939	409,415
67 South Rondonia Conference	6,733,136	325.98	351,417	17.01	24,592	410,183	103	1,814,734	9,334,165	451.91	20,655	351,226
Totals	35,396,829	201.09	1,722,047	9.78	98,225	2,128,021	882	10,681,769	50,027,773	284.20	176,028	1,719,840
68 PARAGUAY UN OF CHURCHES MISS	2,326,004	162.58	117,478	8.21	1,945	143,028		594,264	3,182,719	222.46	14,307	117,430
69 SOUTH BRAZIL UNION CONF												
70 Central Parana Conference	9,429,681	412.41	433,746	18.97	20,806	509,349	29,954	2,943,338	13,366,874	584.60	22,865	432,864
71 Central Rio Grande do Sul Conf	7,183,946	432.85	292,436	17.62	19,114	338,110	65,067	1,945,804	9,844,477	593.15	16,597	291,461
72 North Parana Conference	9,544,064	431.66	412,656	18.66	21,735	481,833	36,423	2,762,874	13,259,585	599.71	22,110	410,524
73 North Rio Grande do Sul Conf	7,375,227	388.89	322,566	17.01	18,406	390,656	55,773	2,061,045	10,223,673	539.08	18,965	321,859
74 North Santa Catarina Conference	9,317,157	567.46	380,619	23.18	32,768	425,734	62,394	2,440,654	12,659,326	771.02	16,419	379,095
75 Rio Grande do Sul Conference	6,702,262	417.87	324,669	20.24	10,215	398,121	26,965	1,706,114	9,168,346	571.63	16,039	324,465
76 Santa Catarina Conference	10,849,596	507.70	522,814	24.46	25,933	569,459	69,706	3,376,880	15,414,388	721.31	21,370	516,275
77 South Parana Conference	8,815,362	500.05	414,938	23.54	20,843	488,327	51,390	2,430,938	12,221,798	693.28	17,629	413,543
78 West Parana Conference	6,402,165	418.36	291,920	19.08	12,387	338,578	34,467	2,026,825	9,106,342	595.07	15,303	290,999
Totals	75,619,460	452.01	3,396,364	20.30	182,207	3,940,167	432,139	21,694,472	105,264,809	629.21	167,297	3,381,085
79 SOUTH PERU UNION MISSION												
80 Central Peru Conference	5,140,243	341.89	202,172	13.45	1,278	234,728	222	1,157,957	6,736,600	448.06	15,035	200,165
81 Central Peru Mission	2,227,765	97.49	75,383	3.30	24	86,589	21	476,220	2,866,002	125.42	22,852	75,378
82 Central South Peru Mission	2,352,999	124.02	115,375	6.08	15	139,204	154	684,020	3,291,767	173.51	18,972	115,375
83 East Peru Mission	2,702,375	82.34	118,404	3.61	724	134,970	276	673,114	3,629,863	110.60	32,820	118,386
84 Lake Titicaca Peru Mission	3,825,113	74.98	143,339	2.81	1,281	165,401	359	794,740	4,930,233	96.65	51,013	143,267
85 South Peru Mission	4,531,158	116.00	184,640	4.73	1,284	239,600	(84)	1,013,328	5,969,926	152.83	39,062	184,514
86 Southeast Peru Mission	2,341,066	71.64	85,039	2.60	1,134	103,526	70	565,633	3,096,468	94.75	32,679	85,012
Totals	23,120,719	108.84	924,352	4.35	5,740	1,104,018	1,018	5,365,012	30,520,859	143.67	212,433	922,097
87 SOUTHEAST BRAZIL UN CONF												
88 Central Minas Conference	7,447,237	329.63	293,829	13.01	16,037	381,270	19	1,819,060	9,957,452	440.73	22,593	292,387
89 East Minas Conference	5,930,998	272.81	242,298	11.15	3,874	287,991	7	1,792,921	8,258,089	379.86	21,740	242,063
90 Espirito Santo Conference	9,201,849	306.53	382,155	12.73	18,226	485,958	155	2,312,718	12,401,061	413.11	30,019	381,685
91 North Minas Mission	3,633,230	206.14	206,527	11.72	7,102	227,008	190	1,091,255	5,165,312	293.07	17,625	206,270
92 Rio de Janeiro Conference	6,628,305	369.61	266,318	14.85	16,864	315,125	144	1,765,221	8,991,977	501.42	17,933	264,983
93 Rio Fluminense Conference	6,978,042	328.77	287,227	13.53	21,296	365,302	42	1,904,652	9,556,561	450.25	21,225	286,500
94 South Espirito Santo Conference	8,866,572	315.88	321,366	11.45	17,335	368,751	109	2,118,068	11,692,201	416.55	28,069	320,104
95 South Minas Conference	7,059,750	320.46	266,817	12.11	17,302	329,420	153	1,825,145	9,498,587	431.17	22,030	266,474
96 South Rio Conference	11,441,071	390.81	377,368	12.89	24,915	422,111	798	2,316,968	14,583,231	498.15	29,275	376,579
97 West Minas Mission	3,806,639	299.92	199,490	15.72	7,475	212,606	52	1,081,314	5,307,576	418.18	12,692	198,978
Totals	70,993,693	318.07	2,843,395	12.74	150,426	3,395,542	1,669	18,027,322	95,412,047	427.47	223,201	2,836,023

Conference or Mission	Tithe and Offerings										Per Capita Basis	17
	7	8	9	10	11	12a	12b	13	14a	14b		
1	Tithe	Tithe Per Capita	World Mission Fund, Including Sabbath School	World Mission Fund Per Capita	Other General Conference Funds	Intradivision Funds	Ingathering Funds	Local Church Funds	Total Tithe and Offerings	Total Tithe and Offerings Per Capita	Membership Basis for Per Capita Calculations June 30, 2022	Sabbath School Mission Offerings
Conference or Mission	US\$	US\$	US\$	US\$	US\$	US\$	US\$	US\$	US\$	US\$	US\$	US\$

**SOUTH AMERICAN DIVISION (CONT'D)**

98 URUGUAY UN OF CHURCHES MISS. . . . .	2,834,992	381.51	99,359	13.37	6,867	132,178	...	638,004	3,711,400	499.45	7,431	99,325
99 WEST CENTRAL BRAZIL UN MISS. . . . .	...	...	...	...	...	...	...	...	...	...	...	...
100 Central Brazil Conference . . . . .	10,832,818	355.54	527,423	17.31	18,105	588,158	311	4,550,302	16,517,117	542.10	30,469	526,934
101 Central Planalto Conference . . . . .	12,368,768	365.22	372,175	10.99	23,035	446,272	529	3,796,291	17,007,070	502.17	33,867	371,095
102 East Mato Grosso Conference . . . . .	7,517,188	483.39	351,811	22.62	20,243	460,235	296	2,483,342	10,833,115	696.62	15,551	351,135
103 South Mato Grosso Conference . . . . .	9,269,017	395.37	402,090	17.15	18,197	463,290	260	2,410,169	12,563,023	535.87	23,444	400,708
104 Tocantins Mission . . . . .	4,391,009	287.61	235,052	15.40	17,411	250,322	6	1,425,869	6,319,669	413.94	15,267	234,457
105 West Mato Grosso Mission . . . . .	8,453,553	402.28	493,211	23.47	32,047	536,575	702	2,853,114	12,369,202	588.62	21,014	489,161
Totals . . . . .	52,832,353	378.42	2,381,762	17.06	129,038	2,744,852	2,104	17,519,087	75,609,196	541.57	139,612	2,373,490

106 ATTACHED FIELD

107 Falkland Islands (Malvinas) Field Station . . . . .	614	76.75	3	0.38	...	12	...	...	629	78.63	8	3
---	-----	-------	---	------	-----	----	-----	-----	-----	-------	---	---

108 SOUTH AMERICAN DIVISION . . . . .

109 Argentina Union Conference . . . . .	14,757,861	122.41	397,391	3.30	36,979	622,742	371	3,585,366	19,400,710	160.93	120,557	395,486
110 Bolivia Union Mission . . . . .	13,867,849	106.21	671,582	5.14	1,700	820,627	...	3,915,526	19,277,284	147.64	130,572	671,582
111 Central Brazil Union Conference . . . . .	96,633,477	338.93	3,338,907	11.71	191,472	3,890,316	234,244	27,497,480	131,785,896	462.22	285,117	3,329,659
112 Chile Union Mission . . . . .	28,625,513	272.33	1,141,067	10.86	133,321	1,747,700	286	6,251,594	37,899,481	360.56	105,114	1,140,096
113 East Brazil Union Mission . . . . .	44,965,786	211.46	2,581,425	12.14	87,947	3,352,375	5,872	12,828,307	63,821,712	300.14	212,642	2,578,635
114 Ecuador Union Mission . . . . .	7,593,009	137.63	431,006	7.81	19,604	530,445	6,033	2,409,723	10,989,820	199.20	55,171	430,368
115 North Brazil Union Mission . . . . .	51,941,653	156.08	2,900,451	8.72	81,076	3,837,660	...	14,068,680	72,829,520	218.85	332,790	2,895,769
116 North Peru Union Mission . . . . .	27,386,649	132.26	1,127,005	5.44	8,857	1,512,385	7,081	6,710,601	36,752,578	177.50	207,062	1,125,242
117 Northeast Brazil Union Mission . . . . .	37,772,517	182.55	2,155,108	10.42	54,960	2,488,200	467	10,316,852	52,788,104	255.12	206,914	2,152,271
118 Northwest Brazil Union Mission . . . . .	35,396,829	201.09	1,722,047	9.78	98,225	2,128,021	882	10,681,769	50,027,773	284.20	176,028	1,719,840
119 Paraguay Un of Churches Miss. . . . .	2,326,004	162.58	117,478	8.21	1,945	143,028	...	594,264	3,182,719	222.46	14,307	117,430
120 South Brazil Union Conference . . . . .	75,619,460	452.01	3,396,364	20.30	182,207	3,940,167	432,139	21,694,472	105,264,809	629.21	167,297	3,381,085
121 South Peru Union Mission . . . . .	23,120,719	108.84	924,352	4.35	5,740	1,104,018	1,018	5,365,012	30,520,859	143.67	212,433	922,097
122 Southeast Brazil Union Conf. . . . .	70,993,693	318.07	2,843,395	12.74	150,426	3,395,542	1,669	18,027,322	95,412,047	427.47	223,201	2,836,023
123 Uruguay Union of Churches Miss. . . . .	2,834,992	381.51	99,359	13.37	6,867	132,178	...	638,004	3,711,400	499.45	7,431	99,325
124 West Central Brazil Union Miss. . . . .	52,832,353	378.42	2,381,762	17.06	129,038	2,744,852	2,104	17,519,087	75,609,196	541.57	139,612	2,373,490
125 Attached Field . . . . .	614	76.75	3	0.38	...	12	...	...	629	78.63	8	3
DIVISION TOTALS . . . . .	586,668,978	225.97	26,228,702	10.10	1,190,364	32,390,268	692,166	162,104,059	809,274,537	311.71	2,596,256	26,168,401

**SOUTH PACIFIC DIVISION**

1 AUSTRALIAN UNION CONF. . . . .

2 Greater Sydney Conference . . . . .	11,134,670	1,134.11	431,138	43.91	124,593	557,243	59,217	3,629,756	15,936,617	1,623.20	9,818	378,952
3 North New South Wales Conf. . . . .	12,329,878	994.02	828,052	66.76	167,157	537,796	28,299	4,284,957	18,176,139	1,465.34	12,404	716,305
4 Northern Australian Conference . . . . .	2,911,918	1,021.37	155,788	54.64	43,703	126,769	4,238	173,232	3,415,648	1,198.05	2,851	139,172
5 South Australian Conference . . . . .	3,664,867	1,160.87	170,099	53.88	26,986	132,037	14,565	1,254,000	5,262,554	1,666.95	3,157	149,872
6 South New South Wales Conf. . . . .	3,158,854	1,056.47	186,382	62.34	49,558	97,993	7,661	656,367	4,156,815	1,390.24	2,990	155,517
7 South Queensland Conference . . . . .	13,897,930	1,078.45	794,808	61.68	189,813	538,256	41,945	4,004,753	19,467,505	1,510.63	12,887	682,064
8 Tasmanian Conference . . . . .	1,578,792	1,222.92	90,934	70.44	20,899	79,888	3,410	325,663	2,099,586	1,626.33	1,291	77,426
9 Victorian Conference . . . . .	13,177,553	1,149.67	612,907	53.47	167,486	537,997	54,422	(2,352,914)	12,197,451	1,064.16	11,462	524,237
10 Western Australian Conference . . . . .	6,414,389	937.09	365,440	53.39	147,290	333,465	19,016	1,673,947	8,953,547	1,308.04	6,845	278,863
Totals . . . . .	68,268,851	1,071.64	3,635,548	57.07	937,485	2,941,444	232,773	13,649,761	89,665,862	1,407.52	63,705	3,102,408

11 NEW ZEALAND PACIFIC UN CONF. . . . .

12 Cook Islands Mission . . . . .	390,649	373.83	21,718	20.78	1,943	35,807	...	58,095	508,212	486.33	1,045	19,985
13 French Polynesia Mission . . . . .	4,302,116	810.80	228,594	43.08	20,448	378,022	...	611,475	5,540,655	1,044.22	5,306	210,347
14 New Caledonia Mission . . . . .	530,075	481.89	18,209	16.55	1,629	31,236	...	48,707	629,856	572.60	1,100	16,755
15 North New Zealand Conference . . . . .	9,755,761	854.19	313,098	27.41	82,877	495,894	1,798	5,264,733	15,914,161	1,393.41	11,421	242,307
16 Pitcairn Field Station . . . . .	13,640	389.71	550	15.71	49	848	...	1,472	16,559	473.11	35	506
17 South New Zealand Conference . . . . .	2,498,681	1,023.63	85,035	34.84	20,485	149,075	89	740,949	3,494,314	1,431.51	2,441	67,187
Totals . . . . .	17,490,922	819.32	667,204	31.25	127,431	1,090,882	1,887	6,725,431	26,103,757	1,222.77	21,348	557,087

18 PAPUA NEW GUINEA UN MISS. . . . .

19 Bougainville Mission . . . . .	824,801	99.64	66,343	8.01	5,197	113,017	...	155,400	1,164,758	140.71	8,278	53,458
20 Central Papua Conference . . . . .	7,681,847	117.32	595,260	9.09	46,375	296,593	...	1,386,800	10,006,875	152.83	65,477	477,059
21 Eastern Highlands Simbu Mission . . . . .	2,898,665	30.23	259,724	2.71	20,639	438,125	...	617,210	4,234,363	44.16	95,894	212,320
22 Madang Manus Mission . . . . .	458,424	30.82	38,952	2.62	3,074	66,018	...	91,932	658,400	44.27	14,873	31,625
23 Morobe Mission . . . . .	813,167	25.89	37,097	1.18	2,591	67,804	...	77,480	998,139	31.78	31,412	26,653
24 New Britain New Ireland Mission . . . . .	1,369,613	76.48	105,906	5.91	8,248	181,108	...	246,656	1,911,531	106.74	17,909	84,850
25 Northern and Milne Bay Mission . . . . .	262,411	18.41	22,732	1.59	1,799	38,460	...	53,786	379,188	26.60	14,255	18,503
26 Sepik Mission . . . . .	554,451	29.28	57,946	3.06	4,687	96,541	...	140,172	853,797	45.10	18,933	48,219
27 South West Papua Mission . . . . .	...	...	...	...	...	...	...	...	...	...	15,073	...
28 Western Highlands Mission . . . . .	2,985,360	26.30	327,825	2.89	26,654	544,188	...	797,057	4,681,084	41.23	113,532	274,188
Totals . . . . .	17,848,739	45.11	1,511,785	3.82	119,264	1,841,854	...	3,566,493	24,888,135	62.91	395,636	1,226,875

29 TRANS PACIFIC UNION MISS. . . . .

30 American Samoa Mission . . . . .	668,694	310.88	45,500	21.15	4,070	82,810	...	121,711	922,785	429.00	2,151	41,868
31 Fiji Mission . . . . .	3,551,666	118.76	195,702	6.54	17,506	369,013	...	523,491	4,657,378	155.74	29,905	180,081
32 Kiribati Mission . . . . .	192,570	61.56	12,543	4.01	1,122	22,985	...	33,552	262,772	84.01	3,128	11,542
33 Niue Field Station . . . . .	34,414	1,012.18	1,430	42.06	128	2,856	...	3,824	42,652	1,254.47	34	1,315

Conference or Mission	Tithe and Offerings										Per Capita Basis	17
	7	8	9	10	11	12a	12b	13	14a	14b		
1	7	8	9	10	11	12a	12b	13	14a	14b	17	17
Conference or Mission	Tithe	Tithe Per Capita	World Mission Fund, Including Sabbath School	World Mission Fund Per Capita	Other General Conference Funds	Intradivision Funds	Ingathering Funds	Local Church Funds	Total Tithe and Offerings	Total Tithe and Offerings Per Capita	Membership Basis for Per Capita Calculations June 30, 2022	Sabbath School Mission Offerings
	US\$	US\$	US\$	US\$	US\$	US\$	US\$	US\$	US\$	US\$	US\$	US\$
<b>SOUTH PACIFIC DIVISION (CONT'D)</b>												
34 Samoa-Tokelau Mission.....	1,277,504	121.59	90,562	8.62	8,101	163,808	...	242,249	1,782,224	169.62	10,507	83,334
35 Solomon Islands Mission.....	2,551,870	42.44	144,793	2.41	12,952	271,578	...	387,313	3,368,506	56.02	60,135	133,236
36 Tonga Mission.....	820,176	209.34	40,804	10.41	3,650	78,453	...	109,149	1,052,232	268.56	3,918	37,547
37 Tuvalu Region.....	48,733	136.13	2,102	5.87	188	4,165	...	5,623	60,811	169.86	358	1,934
38 Vanuatu Mission.....	3,030,037	115.49	139,361	5.31	12,466	272,294	...	372,783	3,826,941	145.86	26,237	128,237
Totals.....	12,175,664	89.20	672,797	4.93	60,183	1,267,962	...	1,799,695	15,976,301	117.04	136,506	619,094
<i>Note—Statistics for Nauru Attached Church are on the Trans Pacific Union row.</i>												
39 SOUTH PACIFIC DIVISION.....	...	...	...	...	...	...	...	...	...	...	...	...
40 Australian Union Conference.....	68,268,851	1,071.64	3,635,548	57.07	937,485	2,941,444	232,773	13,649,761	89,665,862	1,407.52	63,705	3,102,408
41 New Zealand Pacific Union Conf. ...	17,490,922	819.32	667,204	31.25	127,431	1,090,882	1,887	6,725,431	26,103,757	1,222.77	21,348	557,087
42 Papua New Guinea Union Miss. ....	17,848,739	45.11	1,511,785	3.82	119,264	1,841,854	...	3,566,493	24,888,135	62.91	395,636	1,226,875
43 Trans Pacific Union Mission.....	12,175,664	89.20	672,797	4.93	60,183	1,267,962	...	1,799,695	15,976,301	117.04	136,506	619,094
DIVISION TOTALS.....	115,784,176	187.60	6,487,334	10.51	1,244,363	7,142,142	234,660	25,741,380	156,634,055	253.78	617,195	5,505,464
<b>SOUTHERN AFRICA-INDIAN OCEAN DIVISION</b>												
1 BOTSWANA UNION CONF.....	...	...	...	...	...	...	...	...	...	...	...	...
2 North Botswana Conference.....	883,080	34.44	...	...	40,433	60,649	...	101,082	1,085,244	42.33	25,640	...
3 South Botswana Conference.....	1,923,749	87.12	...	...	57,893	86,840	...	144,733	2,213,215	100.23	22,082	...
Totals.....	2,806,829	58.82	...	...	98,326	147,489	...	245,815	3,298,459	69.12	47,722	...
4 INDIAN OCEAN UNION CONF.....	49,179	...	...	...	...	...	...	...	49,179	...	...	...
5 Central Malagasy Conference.....	1,445,047	25.08	...	...	64,017	96,026	...	160,043	1,765,133	30.64	57,612	...
6 East Malagasy Conference.....	255,850	8.73	...	...	16,668	25,002	...	41,670	339,190	11.57	29,311	...
7 Mauritius Conference.....	1,257,894	237.52	...	...	53,904	80,856	...	134,760	1,527,413	288.41	5,296	...
8 Mayotte Field Station.....	51,853	443.19	...	...	2,266	3,398	...	5,664	63,181	540.01	117	...
9 North Malagasy Conference.....	535,505	9.10	...	...	36,577	54,866	...	91,444	718,392	12.20	58,864	...
10 North West Malagasy Conference... ..	398,664	14.82	...	...	25,223	37,834	...	63,057	524,778	19.51	26,903	...
11 Reunion Conference*.....	973,679	758.32	...	...	50,669	76,003	...	126,672	1,227,023	955.63	1,284	...
12 Seychelles Mission.....	605,636	517.64	...	...	23,723	35,584	...	59,307	724,250	619.02	1,170	...
13 South East Malagasy Conference... ..	285,326	12.22	...	...	11,580	17,370	...	28,949	343,225	14.70	23,348	...
14 South West Malagasy Conference... ..	168,677	12.91	...	...	3,749	5,624	...	9,374	187,425	14.35	13,061	...
Totals.....	6,027,310	27.78	...	...	288,376	432,563	...	720,940	7,469,189	34.43	216,966	...
<i>*Reunion Island has blocked currency.</i>												
15 MALAWI UNION CONFERENCE.....	35,475	...	...	...	62	94	...	153	35,784	...	...	...
16 Central Malawi Conference.....	3,239,239	27.94	...	...	118,098	177,147	...	295,246	3,829,730	33.03	115,930	...
17 North Malawi Conference.....	1,039,328	9.19	...	...	52,524	78,785	...	131,309	1,301,946	11.51	113,090	...
18 South Malawi Conference.....	3,939,982	9.32	...	...	163,902	245,852	...	409,754	4,759,490	11.26	422,646	...
Totals.....	8,254,024	12.67	...	...	334,586	501,878	...	836,462	9,926,950	15.23	651,666	...
19 MOZAMBIQUE UNION MISSION... ..	3,302	...	...	...	...	...	...	...	3,302	...	...	...
20 Central Mission.....	713,245	7.44	...	...	53,260	79,890	...	133,151	979,547	10.22	95,865	...
21 North Mission.....	287,985	1.31	...	...	47,995	71,992	...	119,986	527,958	2.40	219,846	...
22 North-East Mission.....	184,476	9.99	...	...	18,447	27,671	...	46,118	276,712	14.98	18,468	...
23 South Mission.....	861,974	23.60	...	...	53,145	79,717	...	132,862	1,127,697	30.87	36,529	...
Totals.....	2,050,982	5.53	...	...	172,847	259,270	...	432,117	2,915,216	7.86	370,708	...
24 NORTH-EASTERN ANGOLA UN MISS... ..	...	...	...	...	...	...	...	...	...	...	...	...
25 Angola East Mission.....	547,553	7.26	...	...	28,616	42,924	...	71,540	690,633	9.16	75,374	...
26 Angola North Mission.....	1,898,893	22.93	...	...	119,472	179,208	...	298,680	2,496,253	30.14	82,817	...
27 Angola North-Eastern Mission.....	493,122	9.73	...	...	38,051	57,076	...	95,126	683,375	13.48	50,695	...
28 Angola South Luanda and Cabinda Miss. ....	2,462,589	27.47	...	...	151,674	227,511	...	379,184	3,220,958	35.93	89,637	...
Totals.....	5,402,157	18.10	...	...	337,813	506,719	...	844,530	7,091,219	23.75	298,523	...
29 NORTHERN ZAMBIA UN CONF.....	...	...	...	...	...	...	...	...	...	...	...	...
30 Copperbelt Zambia Conference.....	1,658,081	8.25	...	...	139,688	209,532	...	349,220	2,356,521	11.72	201,080	...
31 Luapula Zambia Conference.....	1,832,122	19.56	...	...	183,604	275,406	...	459,011	2,750,143	29.36	93,659	...
32 Midlands East Zambia Conf. ....	717,470	6.48	...	...	62,413	93,620	...	156,033	1,029,536	9.30	110,680	...
33 Midlands West Zambia Conf.....	2,550,100	14.94	...	...	204,375	306,563	...	510,939	3,571,977	20.93	170,698	...
34 North Zambia Field.....	900,716	7.95	...	...	61,525	92,288	...	153,814	1,208,343	10.66	113,307	...
35 Northwest Zambia Conference.....	730,790	15.19	...	...	22,392	33,589	...	55,981	842,752	17.51	48,124	...
Totals.....	8,389,279	11.37	...	...	673,997	1,010,998	...	1,684,998	11,759,272	15.94	737,548	...
36 SOUTH-WESTERN ANGOLA UN MISS... ..	...	...	...	...	...	...	...	...	...	...	...	...
37 Central Association Mission.....	2,408,737	12.07	...	...	155,552	233,328	...	388,879	3,186,496	15.96	199,596	...
38 South Association Mission.....	1,139,386	10.21	...	...	101,900	152,850	...	254,750	1,648,886	14.78	111,543	...
Totals.....	3,548,123	11.40	...	...	257,452	386,178	...	643,629	4,835,382	15.54	311,139	...
39 SOUTHERN AFRICA UN CONF.....	...	...	...	...	...	...	...	...	...	...	...	...
40 Cape Conference.....	7,670,936	175.34	...	...	161,319	241,979	...	403,298	8,477,532	193.78	43,748	...
41 Eswatini Conference.....	491,242	51.37	...	...	17,113	25,669	...	42,782	576,806	60.32	9,562	...

Conference or Mission	Tithe and Offerings										Per Capita Basis	17
	7	8	9	10	11	12a	12b	13	14a	14b		
1	7	8	9	10	11	12a	12b	13	14a	14b	Per Capita Basis	17
Conference or Mission	Tithe	Tithe Per Capita	World Mission Fund, Including Sabbath School	World Mission Fund Per Capita	Other General Conference Funds	Intradivision Funds	Ingathering Funds	Local Church Funds	Total Tithe and Offerings	Total Tithe and Offerings Per Capita	Membership Basis for Per Capita Calculations June 30, 2022	Sabbath School Mission Offerings
	US\$	US\$	US\$	US\$	US\$	US\$	US\$	US\$	US\$	US\$	US\$	US\$

**SOUTHERN AFRICA-INDIAN OCEAN DIVISION (CONT'D)**

42 KwaZulu Natal-Free State Conf. . . . .	4,421,842	219.99	...	...	88,199	132,299	...	220,498	4,862,838	241.93	20,100	...
43 Lesotho Conference. . . . .	305,712	28.13	...	...	8,130	12,195	...	20,325	346,362	31.88	10,866	...
44 Namibia North Conference. . . . .	1,172,310	62.97	...	...	43,396	65,094	...	108,490	1,389,290	74.62	18,618	...
45 Namibia South Conference . . . . .	1,137,643	166.22	...	...	24,376	36,564	...	60,941	1,259,524	184.03	6,844	...
46 Northern Conference . . . . .	6,892,314	315.63	...	...	123,229	184,844	...	308,073	7,508,460	343.84	21,837	...
47 Trans-Orange Conference. . . . .	4,981,091	85.48	...	...	101,170	151,756	...	252,926	5,486,943	94.17	58,269	...
Totals. . . . .	27,073,090	142.61	...	...	566,932	850,400	...	1,417,333	29,907,755	157.54	189,844	...
48 SOUTHERN ZAMBIA UN CONF . . . . .	...	...	...	...	...	...	...	...	...	...	...	...
49 East Zambia Field . . . . .	528,655	11.85	...	...	21,014	31,520	...	52,534	633,723	14.20	44,616	...
50 Lusaka Conference . . . . .	2,173,296	20.60	...	...	183,589	275,384	...	458,973	3,091,242	29.30	105,487	...
51 Mosi O Tunya Conference. . . . .	2,774,253	849.69	...	...	257,766	386,649	...	644,415	4,063,083	1,244.43	3,265	...
52 Rusangu Conference. . . . .	...	...	...	...	...	...	...	...	...	...	323,237	...
53 West Zambia Conference . . . . .	702,657	9.37	...	...	35,313	52,970	...	88,284	879,224	11.72	75,004	...
54 Woodlands Conference . . . . .	2,314,573	37.21	...	...	111,590	167,384	...	278,974	2,872,521	46.18	62,207	...
Totals. . . . .	8,493,434	13.84	...	...	609,272	913,907	...	1,523,180	11,539,793	18.80	613,816	...
55 ZIMBABWE CENTRAL UN CONF . . . . .	...	...	...	...	...	...	...	...	...	...	...	...
56 Central Zimbabwe Conference . . . . .	1,836,322	29.47	...	...	124,010	186,016	...	310,026	2,456,374	39.42	62,312	...
57 North-West Zimbabwe Conf. . . . .	1,181,197	14.41	...	...	112,133	168,199	...	280,332	1,741,861	21.25	81,953	...
Totals. . . . .	3,017,519	20.92	...	...	236,143	354,215	...	590,358	4,198,235	29.10	144,265	...
58 ZIMBABWE EAST UNION CONF. . . . .	1,374	...	...	...	32	48	...	81	1,535	...	...	...
59 East Zimbabwe Conference. . . . .	4,150,575	22.49	...	...	200,345	300,518	...	500,863	5,152,301	27.91	184,582	...
60 North Zimbabwe Conference. . . . .	3,683,647	21.88	...	...	250,010	375,015	...	625,026	4,933,698	29.30	168,384	...
Totals. . . . .	7,835,596	22.20	...	...	450,387	675,581	...	1,125,970	10,087,534	28.58	352,966	...
61 ZIMBABWE WEST UNION CONF . . . . .	6,439	...	...	...	115	172	...	287	7,013	...	...	...
62 South Zimbabwe Conference. . . . .	1,427,378	25.05	...	...	122,208	183,312	...	305,520	2,038,418	35.77	56,986	...
63 West Zimbabwe Conference . . . . .	2,015,514	16.88	...	...	200,209	300,313	...	500,522	3,016,558	25.27	119,389	...
Totals. . . . .	3,449,331	19.56	...	...	322,532	483,797	...	806,329	5,061,989	28.70	176,375	...
64 ATTACHED FIELD	...	...	...	...	...	...	...	...	...	...	...	...
65 Sao Tome and Principe Mission. . . . .	457,033	58.76	...	...	27,688	41,532	...	69,220	595,473	76.56	7,778	...
66 SOUTHERN AFRICA-INDIAN OCEAN DIV. . . . .	...	...	...	...	...	...	...	...	...	...	...	...
67 Botswana Union Conference. . . . .	2,806,829	58.82	...	...	98,326	147,489	...	245,815	3,298,459	69.12	47,722	...
68 Indian Ocean Union Conference . . . . .	6,027,310	27.78	...	...	288,376	432,563	...	720,940	7,469,189	34.43	216,966	...
69 Malawi Union Conference . . . . .	8,254,024	12.67	...	...	334,586	501,878	...	836,462	9,926,950	15.23	651,666	...
70 Mozambique Union Mission. . . . .	2,050,982	5.53	...	...	172,847	259,270	...	432,117	2,915,216	7.86	370,708	...
71 North-Eastern Angola Union Miss . . . . .	5,402,157	18.10	...	...	337,813	506,719	...	844,530	7,091,219	23.75	298,523	...
72 Northern Zambia Union Conf. . . . .	8,389,279	11.37	...	...	673,997	1,010,998	...	1,684,998	11,759,272	15.94	737,548	...
73 Southern Africa Union Conf . . . . .	3,548,123	11.40	...	...	257,452	386,178	...	643,629	4,835,382	15.54	311,139	...
74 Southern Zambia Union Conf. . . . .	27,073,090	142.61	...	...	566,932	850,400	...	1,417,333	29,907,755	157.54	189,844	...
75 South-Western Angola Union Miss. . . . .	8,493,434	13.84	...	...	609,272	913,907	...	1,523,180	11,539,793	18.80	613,816	...
76 Zimbabwe Central Union Conf. . . . .	3,017,519	20.92	...	...	236,143	354,215	...	590,358	4,198,235	29.10	144,265	...
77 Zimbabwe East Union Conf. . . . .	7,835,596	22.20	...	...	450,387	675,581	...	1,125,970	10,087,534	28.58	352,966	...
78 Zimbabwe West Union Conf. . . . .	3,449,331	19.56	...	...	322,532	483,797	...	806,329	5,061,989	28.70	176,375	...
79 Attached Field . . . . .	457,033	58.76	...	...	27,688	41,532	...	69,220	595,473	76.56	7,778	...
DIVISION TOTALS . . . . .	86,804,707	21.07	...	...	4,376,351	6,564,527	...	10,940,881	108,686,466	26.38	4,119,316	...

Note—The following unions have blocked currency: North-Eastern Angola, South-Western Angola, Zimbabwe Central, Zimbabwe East, and Zimbabwe West.

**SOUTHERN ASIA DIVISION**

1 EAST-CENTRAL INDIA UN SECTION. . . . .	...	...	...	...	...	...	41,394	...	41,394	...	...	...
2 Adilabad Region. . . . .	...	...	...	...	...	...	...	...	...	...	8,140	...
3 East Telangana Section . . . . .	96,553	2.84	351	0.01	50	...	...	150	97,104	2.85	34,033	301
4 Guntur Section . . . . .	144,051	3.33	641	0.01	92	...	...	275	145,059	3.35	43,296	549
5 Hyderabad Metro Section. . . . .	276,119	77.96	3,223	0.91	460	...	...	1,381	281,183	79.39	3,542	2,763
6 North Andhra Section. . . . .	360,527	3.03	2,996	0.03	428	...	...	1,284	365,235	3.07	118,885	2,568
7 North Orissa Region. . . . .	261,345	68.45	86	0.02	12	...	...	37	261,480	68.49	3,818	74
8 North Rayalaseema Section. . . . .	58,933	1.25	70	0.00	10	...	...	30	59,043	1.25	47,208	60
9 Northeast Andhra Section. . . . .	58,051	1.51	682	0.02	97	...	...	292	59,122	1.54	38,491	584
10 Orissa Section . . . . .	73,101	2.71	619	0.02	89	...	...	265	74,074	2.75	26,933	531
11 South Andhra Section. . . . .	349,618	4.44	3,177	0.04	454	...	...	1,362	354,611	4.50	78,814	2,723
12 South Rayalaseema Section . . . . .	58,051	1.40	53	0.00	8	...	...	23	58,135	1.41	41,343	46
13 Southeast Andhra Section . . . . .	157,834	3.11	...	...	...	...	...	...	157,834	3.11	50,692	...
14 Vishaka Metro Section. . . . .	89,926	14.70	938	0.15	134	...	...	402	91,400	14.94	6,117	804
15 West Telangana Section. . . . .	71,259	0.92	103	0.00	15	...	...	44	71,421	0.93	77,202	88
Totals. . . . .	2,055,368	3.55	12,939	0.02	1,849	...	41,394	5,545	2,117,095	3.66	578,514	11,091

Conference or Mission	Tithe and Offerings										Per Capita Basis	17
	7	8	9	10	11	12a	12b	13	14a	14b		
1	7	8	9	10	11	12a	12b	13	14a	14b	16	17
Conference or Mission	Tithe	Tithe Per Capita	World Mission Fund, Including Sabbath School	World Mission Fund Per Capita	Other General Conference Funds	Intradivision Funds	Ingathering Funds	Local Church Funds	Total Tithe and Offerings	Total Tithe and Offerings Per Capita	Membership Basis for Per Capita Calculations June 30, 2022	Sabbath School Mission Offerings
	US\$	US\$	US\$	US\$	US\$	US\$	US\$	US\$	US\$	US\$	US\$	US\$
<b>SOUTHERN ASIA DIVISION (CONT'D)</b>												
16 NORTHEAST INDIA UN SECTION . . . . .	...	...	...	...	...	...	...	...	...	...	...	...
17 Arunachal Pradesh Region . . . . .	74,597	155.41	2,794	5.82	305	...	...	1,244	78,940	164.46	480	2,489
18 Assam Region . . . . .	85,554	14.05	3,747	0.62	535	...	...	1,606	91,442	15.02	6,088	3,212
19 Garo Section . . . . .	502,655	32.96	23,816	1.56	2,446	...	...	10,685	539,602	35.38	15,251	21,370
20 Khasi Jaintia Conference . . . . .	583,904	92.16	28,430	4.49	2,402	...	...	8,463	623,199	98.36	6,336	16,926
21 Manipur Conference . . . . .	608,220	83.63	25,103	3.45	3,277	...	...	10,698	647,298	89.00	7,273	21,395
22 Mizo Conference . . . . .	1,581,556	87.11	66,910	3.69	6,127	...	...	26,508	1,681,101	92.60	18,155	53,015
23 Nagaland Region . . . . .	105,215	194.84	2,870	5.31	399	...	...	1,236	109,720	203.19	540	2,472
24 Tripura Region . . . . .	58,286	24.11	3,007	1.24	390	...	...	1,237	62,920	26.02	2,418	2,474
Totals . . . . .	3,599,987	63.67	156,677	2.77	15,881	...	...	61,677	3,834,222	67.81	56,541	123,353
25 NORTHERN INDIA UN SECTION . . . . .	...	...	...	...	...	...	29,306	...	29,306	...	...	...
26 Bihar Region . . . . .	28,306	6.92	695	0.17	99	...	...	298	29,398	7.19	4,091	596
27 Central Uttar Pradesh Region . . . . .	23,236	23.83	1,106	1.13	158	...	...	474	24,974	25.61	975	948
28 Chhattisgarh Region . . . . .	...	...	...	...	...	...	...	...	...	...	2,701	...
29 Delhi Metro Region . . . . .	98,566	28.29	3,091	0.89	442	...	...	1,325	103,424	29.69	3,484	2,650
30 Eastern Jharkhand Section . . . . .	60,038	9.69	2,062	0.33	295	...	...	884	63,279	10.21	6,196	1,767
31 Eastern Uttar Pradesh Section . . . . .	25,909	0.63	1,862	0.04	266	...	...	798	28,835	0.70	41,445	1,596
32 Haryana Region . . . . .	...	...	...	...	...	...	...	...	...	...	7,935	...
33 Himachal Pradesh Region . . . . .	15,484	4.30	830	0.23	119	...	...	356	16,789	4.66	3,605	711
34 Kolkata Metro Region . . . . .	51,783	138.83	2,371	6.36	339	...	...	1,016	55,509	148.82	373	2,032
35 Madhya Pradesh Region . . . . .	23,604	23.32	548	0.54	78	...	...	235	24,465	24.17	1,012	470
36 North Bengal Section . . . . .	136,225	12.86	6,618	0.62	787	...	...	2,916	146,546	13.83	10,595	5,832
37 North India Section . . . . .	7,111	0.67	416	0.04	59	...	...	178	7,764	0.73	10,679	357
38 Rajasthan Section . . . . .	12,307	1.76	309	0.04	44	...	...	133	12,793	1.83	6,993	265
39 South Bengal Section . . . . .	27,030	1.85	317	0.02	45	...	...	136	27,528	1.89	14,589	272
40 Upper Ganges Section . . . . .	118,339	3.08	747	0.02	107	...	...	320	119,513	3.11	38,447	641
41 Uttarakhand Region . . . . .	49,204	95.54	1,272	2.47	182	...	...	545	51,203	99.42	515	1,090
42 Western Jharkhand Section . . . . .	227,160	22.59	8,299	0.83	1,107	...	...	3,596	240,162	23.88	10,055	7,192
Totals . . . . .	904,302	5.52	30,543	0.19	4,127	...	29,306	13,210	981,488	6.00	163,690	26,419
43 SOUTH-CENTRAL INDIA UN SECTION . . . . .	...	...	...	...	...	...	18,808	...	18,808	...	...	...
44 Bangalore Metro Conference . . . . .	710,755	55.57	32,355	2.53	4,622	...	...	13,866	761,598	59.55	12,790	27,733
45 Goa-West Karnataka Section . . . . .	57,468	2.66	1,495	0.07	214	...	...	641	59,818	2.76	21,642	1,282
46 Kolar-Chinthamani Region . . . . .	27,891	3.41	1,189	0.15	170	...	...	510	29,760	3.63	8,191	1,019
47 North Karnataka Section . . . . .	37,342	2.12	3,828	0.22	547	...	...	1,640	43,357	2.46	17,643	3,281
48 Raichur-Bellary Region . . . . .	24,774	14.65	2,028	1.20	290	...	...	869	27,961	16.54	1,691	1,738
49 South Karnataka Section . . . . .	83,344	20.51	3,431	0.84	490	...	...	1,471	88,736	21.83	4,064	2,941
Totals . . . . .	941,574	14.26	44,326	0.67	6,333	...	18,808	18,997	1,030,038	15.60	66,021	37,994
50 SOUTHEAST INDIA UN SECTION . . . . .	...	...	...	...	...	...	95,502	...	95,502	...	...	...
51 Chennai Metro Section . . . . .	532,221	25.40	21,145	1.01	2,989	...	...	9,078	565,433	26.99	20,951	18,156
52 Coimbatore Tirupur Section . . . . .	153,588	31.69	4,825	1.00	689	...	...	2,068	161,170	33.26	4,846	4,136
53 Dharmapuri Section . . . . .	357,704	66.14	11,134	2.06	1,591	...	...	4,772	375,201	69.38	5,408	9,543
54 Erode Nilgiris Section . . . . .	147,246	15.09	5,768	0.59	824	...	...	2,472	156,310	16.02	9,758	4,944
55 Kanchipuram-Chengalpattu Section . . . . .	125,758	116.23	5,283	4.88	755	...	...	2,264	134,060	123.90	1,082	4,528
56 North Tamil Conference . . . . .	335,852	11.97	13,058	0.47	1,865	...	...	5,596	356,371	12.70	28,063	11,192
57 Pudukottai-Thirumayam Region . . . . .	36,219	24.98	1,962	1.35	280	...	...	841	39,302	27.10	1,450	1,681
58 Sivagangai Ramanathapuram Section . . . . .	63,261	9.62	1,811	0.28	259	...	...	776	66,107	10.05	6,578	1,552
59 South Tamil Conference . . . . .	612,966	17.18	32,815	0.92	4,688	...	...	14,064	664,533	18.63	35,679	28,127
60 Thanjavur-Karaikal Section . . . . .	164,561	24.39	5,634	0.83	805	...	...	2,414	173,414	25.70	6,748	4,829
61 Theni-Periyakulam Region . . . . .	38,560	9.29	1,905	0.46	272	...	...	816	41,553	10.01	4,151	1,632
62 Vellore Section . . . . .	197,297	32.80	9,189	1.53	1,313	...	...	3,938	211,737	35.20	6,016	7,876
63 Villupuram-Tindivanam Region . . . . .	79,825	20.81	2,593	0.68	370	...	...	1,111	83,899	21.88	3,835	2,223
Totals . . . . .	2,845,058	21.14	117,122	0.87	16,700	...	95,502	50,210	3,124,592	23.22	134,565	100,419
64 SOUTHWEST INDIA UN SECTION . . . . .	...	...	...	...	...	...	29,070	...	29,070	...	...	...
65 Alappuzha-Pathanamthitta Section . . . . .	127,017	63.26	2,463	1.23	352	...	...	1,055	130,887	65.18	2,008	2,111
66 Idukki Section . . . . .	59,068	11.94	1,449	0.29	207	...	...	621	61,345	12.40	4,948	1,242
67 Malabar Region . . . . .	244,897	25.93	10,730	1.14	1,533	...	...	4,598	261,758	27.71	9,445	9,197
68 North Kerala Section . . . . .	236,868	11.10	13,158	0.62	1,880	...	...	5,639	257,545	12.07	21,337	11,278
69 South Kerala Section . . . . .	667,850	17.70	27,800	0.74	3,972	...	29,070	11,913	740,605	19.62	37,738	23,828
Totals . . . . .	...	...	...	...	...	...	29,070	...	29,070	...	...	...
70 WESTERN INDIA UN SECTION . . . . .	...	...	...	...	...	...	30,327	...	30,327	...	...	...
71 Central Maharashtra Conference . . . . .	479,844	27.87	22,132	1.29	1,611	...	...	10,194	513,781	29.84	17,218	20,388
72 Gujarat Conference . . . . .	221,324	9.34	10,135	0.43	1,448	...	...	4,343	237,250	10.02	23,688	8,687
73 Mumbai Metro Section . . . . .	92,845	9.84	2,103	0.22	208	...	...	948	96,104	10.19	9,432	1,895
74 North Maharashtra Section . . . . .	66,271	2.13	2,294	0.07	328	...	...	983	69,876	2.24	31,141	1,967
75 Saurashtra Region . . . . .	12,452	3.29	220	0.06	31	...	...	94	12,797	3.38	3,790	188
76 South Gujarat Region . . . . .	25,410	7.93	581	0.18	83	...	...	249	26,323	8.21	3,206	498

Conference or Mission	Tithe and Offerings										Per Capita Basis	17
	7	8	9	10	11	12a	12b	13	14a	14b		
1	7	8	9	10	11	12a	12b	13	14a	14b	17	17
Conference or Mission	Tithe	Tithe Per Capita	World Mission Fund, Including Sabbath School	World Mission Fund Per Capita	Other General Conference Funds	Intradivision Funds	Ingathering Funds	Local Church Funds	Total Tithe and Offerings	Total Tithe and Offerings Per Capita	Membership Basis for Per Capita Calculations June 30, 2022	Sabbath School Mission Offerings
	US\$	US\$	US\$	US\$	US\$	US\$	US\$	US\$	US\$	US\$	US\$	US\$
<b>SOUTHERN ASIA DIVISION (CONT'D)</b>												
77 South Maharashtra Section	82,446	8.22	770	0.08	91	...	...	339	83,646	8.34	10,024	679
78 Vidarbha Region (Nagpur)	33,264	3.38	2,614	0.27	373	...	...	1,120	37,371	3.80	9,831	2,241
Totals	1,013,856	9.36	40,849	0.38	4,173	...	30,327	18,270	1,107,475	10.22	108,330	36,543
79 ATTACHED FIELDS	5,601	15.47	1,069	2.95	153	...	...	458	7,281	20.11	362	916
80 Andaman and Nicobar Island Region	75,901	79.73	825	0.87	118	...	...	354	77,198	81.09	952	707
81 East Himalayan Field	81,502	62.03	1,894	1.44	271	...	...	812	84,479	64.29	1,314	1,623
Totals												
82 SOUTHERN ASIA DIVISION	...	...	...	...	...	...	...	...	...	...	...	...
83 East-Central India Union Section	2,055,368	3.55	12,939	0.02	1,849	...	41,394	5,545	2,117,095	3.66	578,514	11,091
84 Northeast India Union Section	3,599,987	63.67	156,677	2.77	15,881	...	...	61,677	3,834,222	67.81	56,541	123,353
85 Northern India Union Section	904,302	5.52	30,543	0.19	4,127	...	29,306	13,210	981,488	6.00	163,690	26,419
86 South-Central India Union Section	941,574	14.26	44,326	0.67	6,333	...	18,808	18,997	1,030,038	15.60	66,021	37,994
87 Southeast India Union Section	2,845,058	21.14	117,122	0.87	16,700	...	95,502	50,210	3,124,592	23.22	134,565	100,419
88 Southwest India Union Section	667,850	17.70	27,800	0.74	3,972	...	29,070	11,913	740,605	19.62	37,738	23,828
89 Western India Union Section	1,013,856	9.36	40,849	0.38	4,173	...	30,327	18,270	1,107,475	10.22	108,330	36,543
90 Attached Fields	81,502	62.03	1,894	1.44	271	...	...	812	84,479	64.29	1,314	1,623
DIVISION TOTALS	12,109,497	10.56	432,150	0.38	53,306	...	244,407	180,634	13,019,994	11.35	1,146,713	361,270
<b>SOUTHERN ASIA-PACIFIC DIVISION</b>												
1 CENTRAL PHILIPPINE UN CONF	51,320	...	...	...	...	...	...	...	51,320	...	...	...
2 Central Visayan Conference	4,215,281	74.35	181,725	3.21	...	186,003	...	344,177	4,927,186	86.91	56,693	...
3 East Visayan Conference	1,843,596	72.35	80,596	3.16	...	82,493	...	152,644	2,159,329	84.74	25,481	...
4 Negros Occidental Conference	2,826,886	55.79	128,868	2.54	...	131,902	...	244,069	3,331,725	65.75	50,669	...
5 Negros Oriental-Siquijor Mission	1,297,027	60.08	50,652	2.35	...	51,844	...	95,932	1,495,455	69.28	21,587	...
6 Romblon Mission	718,555	84.39	35,919	4.22	...	36,764	...	68,028	859,266	100.91	8,515	...
7 Samar Mission	601,244	83.80	18,146	2.53	...	18,573	...	34,368	672,331	93.70	7,175	...
8 West Visayan Conference	2,591,066	66.37	163,554	4.19	...	167,404	...	309,762	3,231,786	82.78	39,040	...
Totals	14,144,975	67.63	659,460	3.15	...	674,983	...	1,248,980	16,728,398	79.98	209,160	...
9 EAST INDONESIA UNION CONF	...	...	...	...	...	...	...	...	...	...	...	...
10 Bolaang Mongondow and Gorontalo Miss	29,468	6.30	1,650	0.35	...	1,940	...	3,950	37,008	7.91	4,676	...
11 Central Sulawesi Mission	27,715	2.53	2,046	0.19	...	2,406	...	4,452	36,619	3.35	10,941	...
12 Luwu Tana Toraja Mission	20,289	5.99	2,121	0.63	...	2,494	...	4,616	29,520	8.72	3,385	...
13 Maluku Mission	20,853	2.87	1,813	0.25	...	2,132	...	3,945	28,743	3.95	7,274	...
14 Manado and North Maluku Conf	95,440	5.02	8,210	0.43	...	9,655	...	17,865	131,170	6.91	18,996	...
15 Minahasa Conference	109,425	3.55	7,051	0.23	...	8,292	...	15,343	140,111	4.55	30,813	...
16 North Minahasa Bitung Mission	99,828	6.66	6,132	0.41	...	7,211	...	13,343	126,514	8.45	14,979	...
17 Northern Island Mission	20,189	5.41	1,740	0.47	...	2,046	...	3,786	27,761	7.44	3,729	...
18 Papua Mission	107,226	4.99	14,834	0.69	...	17,444	...	32,278	171,782	7.99	21,487	...
19 South Sulawesi Conference	33,685	10.88	2,167	0.70	...	2,548	...	4,714	43,114	13.93	3,096	...
20 West Papua Mission	28,050	2.84	4,278	0.43	...	5,030	...	9,308	46,666	4.72	9,878	...
Totals	592,168	4.58	52,042	0.40	...	61,198	...	113,600	819,008	6.34	129,254	...
21 MALAYSIA UNION MISSION	...	...	...	...	...	...	...	...	...	...	...	...
22 Peninsular Malaysia Mission	2,099,322	333.70	79,495	12.64	...	93,481	...	172,976	2,445,274	388.69	6,291	...
23 Sabah Mission	4,458,135	133.15	243,849	7.28	...	286,752	...	530,600	5,519,336	164.84	33,483	...
24 Sarawak Mission	1,083,995	51.78	69,365	3.31	...	70,998	...	131,374	1,355,732	64.77	20,933	...
Totals	7,641,452	125.87	392,709	6.47	...	451,231	...	834,950	9,320,342	153.53	60,707	...
25 MYANMAR UNION MISSION	14,878	...	...	...	...	...	...	...	14,878	...	...	...
26 Ayeyarwady Mission	367,573	44.84	14,111	1.72	...	16,594	...	30,706	428,984	52.33	8,198	...
27 Central Myanmar Mission	242,285	43.45	6,992	1.25	...	8,222	...	15,214	272,713	48.91	5,576	...
28 South East Mission	409,833	70.31	13,927	2.39	...	16,377	...	30,304	470,441	80.71	5,829	...
29 Upper Myanmar Mission	1,138,837	112.73	44,348	4.39	...	52,151	...	96,498	1,331,834	131.84	10,102	...
30 Yangon Mission	469,260	73.84	15,532	2.44	...	18,029	...	33,361	536,182	84.37	6,355	...
Totals	2,642,666	73.29	94,910	2.63	...	111,373	...	206,083	3,055,032	84.72	36,060	...
31 NORTH PHILIPPINE UN CONF	...	...	...	...	...	...	...	...	...	...	...	...
32 Cavite Mission	2,834,419	109.93	111,610	4.33	...	131,247	...	242,857	3,320,133	128.77	25,783	...
33 Central Luzon Conference	7,208,319	41.28	260,157	1.49	...	305,929	...	566,086	8,340,491	47.76	174,630	...
34 Mountain Provinces Mission	1,169,085	43.55	54,848	2.04	...	64,498	...	119,346	1,407,777	52.44	26,845	...
35 Northeast Luzon Mission	1,471,305	42.97	63,162	1.84	...	74,275	...	137,436	1,746,178	50.99	34,243	...
36 Northern Luzon Mission	1,444,977	36.54	74,102	1.87	...	87,140	...	161,242	1,767,461	44.70	39,542	...
37 Palawan Mission	1,623,533	45.09	68,426	1.90	...	80,465	...	148,892	1,921,316	53.36	36,009	...
38 South-Central Luzon Conference	4,160,571	53.60	129,305	1.67	...	152,055	...	281,361	4,723,292	60.85	77,616	...
39 Southern Luzon Mission	1,297,494	32.59	38,176	0.96	...	44,892	...	83,068	1,463,630	36.77	39,810	...
Totals	21,209,703	46.67	799,786	1.76	...	940,501	...	1,740,288	24,690,278	54.33	454,478	...
40 SOUTHEASTERN ASIA UN MISS	...	...	...	...	...	...	...	...	...	...	...	...
41 Cambodia Mission	389,775	94.88	15,720	3.83	...	18,486	...	34,206	458,187	111.54	4,108	...

Conference or Mission	Tithe and Offerings										Per Capita Basis	17
	7	8	9	10	11	12a	12b	13	14a	14b		
1	7	8	9	10	11	12a	12b	13	14a	14b	Per Capita Basis	17
Conference or Mission	Tithe	Tithe Per Capita	World Mission Fund, Including Sabbath School	World Mission Fund Per Capita	Other General Conference Funds	Intradivision Funds	Ingathering Funds	Local Church Funds	Total Tithe and Offerings	Total Tithe and Offerings Per Capita	Membership Basis for Per Capita Calculations June 30, 2022	Sabbath School Mission Offerings
	US\$	US\$	US\$	US\$	US\$	US\$	US\$	US\$	US\$	US\$	US\$	US\$
<b>SOUTHERN ASIA-PACIFIC DIVISION (CONT'D)</b>												
42 Laos Region.....	149,318	55.63	6,380	2.38	...	7,502	...	13,883	177,083	65.98	2,684	...
43 Thailand Mission.....	2,948,446	183.40	95,405	5.93	...	112,191	...	207,595	3,363,637	209.22	16,077	...
44 Vietnam Mission.....	442,296	30.61	16,806	1.16	...	19,763	...	36,569	515,434	35.67	14,449	...
Totals.....	3,929,835	105.31	134,311	3.60	...	157,942	...	292,253	4,514,341	120.97	37,318	...
45 SOUTHEASTERN PHILIPPINE UN MISS. ....												
46 Davao Mission.....	3,512,919	47.61	282,910	3.83	...	332,686	...	615,596	4,744,111	64.30	73,783	...
47 Northeastern Mindanao Mission.....	3,889,171	39.43	398,674	4.04	...	468,817	...	867,491	5,624,153	57.01	98,644	...
48 Northern Davao Mission.....	2,649,506	36.29	261,087	3.58	...	307,023	...	568,110	3,785,726	51.86	73,001	...
49 Southern Mindanao Mission.....	4,848,078	24.03	404,436	2.01	...	475,593	...	880,029	6,608,136	32.76	201,710	...
Totals.....	14,899,674	33.32	1,347,107	3.01	...	1,584,119	...	2,931,226	20,762,126	46.43	447,138	...
50 SOUTHWESTERN PHILIPPINE UN CONF. ....												
51 Central Mindanao Mission.....	3,597,966	65.81	276,430	5.06	...	325,065	...	601,495	4,800,956	87.82	54,670	...
52 North Central Mindanao Conf.....	3,190,373	56.90	218,539	3.90	...	256,989	...	475,527	4,141,428	73.86	56,074	...
53 Western Mindanao Conference.....	3,549,345	32.15	225,166	2.04	...	264,782	...	489,948	4,529,241	41.03	110,384	...
54 Zamboanga Peninsula Mission.....	2,066,051	32.06	132,543	2.06	...	155,862	...	288,405	2,642,861	41.01	64,450	...
Totals.....	12,444,644	43.58	852,678	2.99	...	1,002,698	...	1,855,375	16,155,395	56.57	285,578	...
55 WEST INDONESIA UNION MISS. ....												
56 Central Java Mission.....	610,574	169.89	24,378	6.78	...	28,667	...	53,045	716,664	199.41	3,594	...
57 Central Sumatra Mission.....	1,145,416	141.27	56,229	6.94	...	66,122	...	122,352	1,390,119	171.45	8,108	...
58 East Java Conference.....	1,257,019	157.40	62,548	7.83	...	73,552	...	136,100	1,529,219	191.49	7,986	...
59 East Kalimantan Mission.....	924,950	198.27	72,723	15.59	...	85,518	...	158,242	1,241,433	266.12	4,665	...
60 Jakarta Conference.....	8,616,963	241.01	258,834	7.24	...	304,373	...	563,207	9,743,377	272.51	35,754	...
61 North Sumatra Mission.....	1,301,054	109.88	57,629	4.87	...	67,768	...	125,397	1,551,848	131.06	11,841	...
62 Nusa Tenggara Mission.....	686,215	83.75	49,602	6.05	...	58,329	...	107,930	902,076	110.09	8,194	...
63 South Sumatra Mission.....	764,310	185.20	38,092	9.23	...	44,794	...	82,885	930,081	225.36	4,127	...
64 West Java Conference.....	1,661,289	175.02	62,187	6.55	...	73,128	...	135,316	1,931,920	203.53	9,492	...
65 West Kalimantan Region.....	241,544	71.21	17,464	5.15	...	20,536	...	38,000	317,544	93.62	3,392	...
Totals.....	17,209,334	177.14	701,727	7.22	...	825,187	...	1,526,915	20,263,163	208.57	97,153	...
66 ATTACHED FIELDS												
67 Singapore Conference.....	3,166,404	980.01	105,038	32.51	...	123,519	...	228,557	3,623,518	1,121.48	3,231	...
68 Timor-Leste Mission.....	123,005	159.95	6,180	8.04	...	7,267	...	13,447	149,899	194.93	769	...
Totals.....	3,289,409	822.35	111,218	27.80	...	130,786	...	242,004	3,773,417	943.35	4,000	...
69 SOUTHERN ASIA-PACIFIC DIV. ....												
70 Central Philippine Union Conf.....	14,144,975	67.63	659,460	3.15	...	674,983	...	1,248,980	16,728,398	79.98	209,160	...
71 East Indonesia Union Conference.....	592,168	4.58	52,042	0.40	...	61,198	...	113,600	819,008	6.34	129,254	...
72 Malaysia Union Mission.....	7,641,452	125.87	392,709	6.47	...	451,231	...	834,950	9,320,342	153.53	60,707	...
73 Myanmar Union Mission.....	2,642,666	73.29	94,910	2.63	...	111,373	...	206,083	3,055,032	84.72	36,060	...
74 North Philippine Union Conf.....	21,209,703	46.67	799,786	1.76	...	940,501	...	1,740,288	24,690,278	54.33	454,478	...
75 Southeastern Asia Union Mission.....	3,929,835	105.31	134,311	3.60	...	157,942	...	292,253	4,514,341	120.97	37,318	...
76 Southeastern Philippine Un Miss.....	14,899,674	33.32	1,347,107	3.01	...	1,584,119	...	2,931,226	20,762,126	46.43	447,138	...
77 Southwestern Philippine Un Conf.....	12,444,644	43.58	852,678	2.99	...	1,002,698	...	1,855,375	16,155,395	56.57	285,578	...
78 West Indonesia Union Mission.....	17,209,334	177.14	701,727	7.22	...	825,187	...	1,526,915	20,263,163	208.57	97,153	...
79 Attached Fields.....	3,289,409	822.35	111,218	27.80	...	130,786	...	242,004	3,773,417	943.35	4,000	...
DIVISION TOTALS.....	98,003,860	55.66	5,145,948	2.92	...	5,940,018	...	10,991,674	120,081,500	68.20	1,760,846	...
<b>TRANS-EUROPEAN DIVISION</b>												
1 ADRIATIC UNION CONFERENCE .....												
2 Albanian Mission of SDA.....	21,477	45.60	955	2.03	...	...	...	94	22,526	47.83	471	615
3 Croatian Conference.....	1,918,067	767.84	75,621	30.27	...	214,768	11,538	357,399	2,577,393	1,031.78	2,498	50,461
4 Slovenian Conference.....	659,600	1,190.61	52,906	95.50	...	...	...	137,058	849,564	1,533.51	554	42,006
Totals.....	2,599,144	737.76	129,482	36.75	...	214,768	11,538	494,551	3,449,483	979.13	3,523	93,082
5 BALTIC UNION CONFERENCE .....												
6 Estonian Conference.....	1,146,770	907.97	75,495	59.77	19,386	42,938	...	200,417	1,485,006	1,175.78	1,263	58,196
7 Latvian Conference.....	1,493,119	409.63	87,073	23.89	10,663	28,438	...	274,066	1,893,359	519.44	3,645	70,013
8 Lithuanian Conference.....	398,408	577.40	8,991	13.03	2,883	8,200	...	59,993	478,475	693.44	690	5,052
Totals.....	3,038,297	542.75	171,559	30.65	32,932	79,576	...	534,476	3,856,840	688.97	5,598	133,261
9 BRITISH UNION CONFERENCE .....												
10 Irish Mission.....	1,950,618	1,783.01	71,352	65.22	1,941	...	...	182,152	2,206,063	2,016.51	1,094	644,023
11 North England Conference.....	11,249,913	949.76	414,687	35.01	14,306	...	18,292	1,052,748	12,749,946	1,076.40	11,845	386,948
12 Scottish Mission.....	846,154	1,167.11	31,928	44.04	504	...	...	79,073	957,659	1,320.91	725	29,865
13 South England Conference.....	25,881,207	982.40	714,264	27.11	35,062	...	6,530	2,397,336	29,034,399	1,102.08	26,345	642,345
14 Welsh Mission.....	831,483	1,104.23	37,383	49.65	1,362	...	641	78,378	949,247	1,260.62	753	34,680
Totals.....	40,759,375	999.94	1,269,614	31.15	53,175	...	25,463	3,789,687	45,897,314	1,125.98	40,762	1,737,861
15 DANISH UN OF CHURCHES CONF. ....												
	3,118,893	1,315.43	181,425	76.52	39,373	...	...	...	3,339,691	1,408.56	2,371	23,782

Conference or Mission	Tithe and Offerings										Per Capita Basis	17
	7	8	9	10	11	12a	12b	13	14a	14b		
1	Tithe	Tithe Per Capita	World Mission Fund, Including Sabbath School	World Mission Fund Per Capita	Other General Conference Funds	Intradivision Funds	Ingathering Funds	Local Church Funds	Total Tithe and Offerings	Total Tithe and Offerings Per Capita	Membership Basis for Per Capita Calculations June 30, 2022	Sabbath School Mission Offerings
Conference or Mission	US\$	US\$	US\$	US\$	US\$	US\$	US\$	US\$	US\$	US\$	US\$	US\$
<b>TRANS-EUROPEAN DIVISION (CONT'D)</b>												
16 FINLAND UN OF CHURCHES CONF. . . . .	3,216,745	744.96	138,113	31.99	9,424	119,808	...	558,700	4,042,790	936.26	4,318	93,386
17 HUNGARIAN UNION CONF. . . . .	107,471	...	14,810	...	...	...	...	...	122,281	...	...	344
18 Duna Conference. . . . .	2,336,097	781.56	86,681	29.00	16,250	...	...	...	2,439,028	816.00	2,989	52,276
19 Tisza Conference. . . . .	1,320,108	637.73	52,843	25.53	5,126	...	...	...	1,378,077	665.74	2,070	32,030
Totals. . . . .	3,763,676	743.96	154,334	30.51	21,376	...	...	...	3,939,386	778.69	5,059	84,650
20 NETHERLANDS UN OF CHURCHES CONF. . . . .	5,643,123	942.41	127,313	21.26	72,987	...	...	...	5,843,423	975.86	5,988	19,776
21 NORWEGIAN UNION CONF. . . . .	...	...	...	...	...	...	...	...	...	...	...	...
22 East Norway Conference. . . . .	4,220,986	1,483.13	224,744	78.97	23,590	228,968	188,769	517,225	5,404,282	1,898.90	2,846	208,448
23 North Norway Conference . . . . .	486,715	989.26	26,669	54.21	2,670	24,751	50,967	51,158	642,930	1,306.77	492	24,903
24 West Norway Conference . . . . .	1,480,901	1,272.25	76,216	65.48	6,128	50,803	111,668	159,429	1,885,145	1,619.54	1,164	72,292
Totals. . . . .	6,188,602	1,374.63	327,629	72.77	32,388	304,522	351,404	727,812	7,932,357	1,761.96	4,502	305,643
25 POLISH UNION CONFERENCE . . . . .	18,670	...	...	...	...	...	...	...	18,670	...	...	...
26 East Polish Conference . . . . .	1,662,765	830.97	57,936	28.95	...	70,470	...	243,284	2,034,455	1,016.72	2,001	52,211
27 South Polish Conference. . . . .	1,591,929	764.25	74,671	35.85	...	101,987	...	91,040	1,859,627	892.76	2,083	68,242
28 West Polish Conference. . . . .	1,529,109	866.35	53,224	30.16	...	76,188	...	88,794	1,747,315	989.98	1,765	51,548
Totals. . . . .	4,802,473	821.08	185,831	31.77	...	248,645	...	423,118	5,660,067	967.70	5,849	172,001
29 SOUTH-EAST EUROPEAN UN CONF. . . . .	216,455	...	582	...	...	...	...	...	217,037	...	...	...
30 Bosnia and Herzegovina Conf. . . . .	206,503	361.02	4,275	7.47	...	...	...	...	210,778	368.49	572	...
31 Macedonian Mission . . . . .	198,552	385.54	...	...	...	...	...	...	198,552	385.54	515	...
32 North Conference. . . . .	1,105,628	355.05	27,537	8.84	...	...	...	...	1,133,165	363.89	3,114	...
33 South Conference . . . . .	1,131,840	454.55	22,333	8.97	...	...	...	...	1,154,173	463.52	2,490	...
Totals. . . . .	2,858,978	427.29	54,727	8.18	...	...	...	...	2,913,705	435.47	6,691	...
34 SWEDISH UN OF CHURCHES CONF. . . . .	2,385,059	828.72	105,776	36.75	14,303	...	...	...	2,505,138	870.44	2,878	102,417
35 ATTACHED FIELDS												
36 Cyprus Region. . . . .	72,924	607.70	8,429	70.24	1,385	279	...	19,780	102,797	856.64	120	6,656
37 Greek Mission . . . . .	270,128	572.31	15,780	33.43	1,900	356	...	38,027	326,191	691.08	472	13,113
38 Iceland Conference . . . . .	386,847	823.08	28,179	59.96	...	...	...	...	415,026	883.03	470	23,941
Totals. . . . .	729,899	687.29	52,388	49.33	3,285	635	...	57,807	844,014	794.74	1,062	43,710
39 TRANS-EUROPEAN DIVISION . . . . .	...	...	...	...	...	...	...	...	...	...	...	...
40 Adriatic Union Conference. . . . .	2,599,144	737.76	129,482	36.75	...	214,768	11,538	494,551	3,449,483	979.13	3,523	93,082
41 Baltic Union Conference . . . . .	3,038,297	542.75	171,559	30.65	32,932	79,576	...	534,476	3,856,840	688.97	5,598	133,261
42 British Union Conference. . . . .	40,759,375	999.94	1,269,614	31.15	53,175	...	25,463	3,789,687	45,897,314	1,125.98	40,762	1,737,861
43 Danish Union of Churches Conf. . . . .	3,118,893	1,315.43	181,425	76.52	39,373	...	...	...	3,339,691	1,408.56	2,371	23,782
44 Finland Union of Churches Conf. . . . .	3,216,745	744.96	138,113	31.99	9,424	119,808	...	558,700	4,042,790	936.26	4,318	93,386
45 Hungarian Union Conference. . . . .	3,763,676	743.96	154,334	30.51	21,376	...	...	...	3,939,386	778.69	5,059	84,650
46 Netherlands Un of Churches Conf. . . . .	5,643,123	942.41	127,313	21.26	72,987	...	...	...	5,843,423	975.86	5,988	19,776
47 Norwegian Union Conference . . . . .	6,188,602	1,374.63	327,629	72.77	32,388	304,522	351,404	727,812	7,932,357	1,761.96	4,502	305,643
48 Polish Union Conference. . . . .	4,802,473	821.08	185,831	31.77	...	248,645	...	423,118	5,660,067	967.70	5,849	172,001
49 South-East European Union Conf . . . . .	2,858,978	427.29	54,727	8.18	...	...	...	...	2,913,705	435.47	6,691	...
50 Swedish Union of Churches Conf . . . . .	2,385,059	828.72	105,776	36.75	14,303	...	...	...	2,505,138	870.44	2,878	102,417
51 Attached Fields. . . . .	729,899	687.29	52,388	49.33	3,285	635	...	57,807	844,014	794.74	1,062	43,710
DIVISION TOTALS . . . . .	79,104,264	892.81	2,898,191	32.71	279,243	967,954	388,405	6,586,151	90,224,208	1,018.32	88,601	2,809,569
<b>WEST-CENTRAL AFRICA DIVISION</b>												
1 CAMEROON UNION MISSION. . . . .	...	...	...	...	...	...	...	...	...	...	...	...
2 Adamaoua-Mayo Rey Conference. . . . .	84,352	12.16	6,454	0.93	...	...	...	16,331	107,137	15.44	6,937	...
3 Benoue-Faro Mission. . . . .	123,146	15.30	5,712	0.71	...	...	...	14,456	143,314	17.81	8,049	...
4 Central-South Cameroon Conf. . . . .	417,428	50.02	19,628	2.35	...	...	...	49,575	486,631	58.31	8,346	...
5 East Cameroon Conference. . . . .	406,544	16.47	22,190	0.90	...	...	...	55,338	484,072	19.61	24,686	...
6 Mbam-Sanaga Conference . . . . .	488,195	31.27	19,324	1.24	...	...	...	48,855	556,374	35.63	15,614	...
7 North Cameroon Conference. . . . .	385,303	9.62	20,774	0.52	...	...	...	52,535	458,612	11.46	40,032	...
8 Nyong-Afamba Conference . . . . .	344,869	27.59	16,282	1.30	...	...	...	41,091	402,242	32.18	12,500	...
9 West Cameroon Conference . . . . .	487,502	60.64	27,495	3.42	...	...	...	50,375	565,372	70.33	8,039	...
Totals. . . . .	2,737,339	22.04	137,859	1.11	...	...	...	328,556	3,203,754	25.79	124,203	...
10 CENTRAL AFRICAN UNION MISS. . . . .	...	...	...	...	...	...	...	...	...	...	...	...
11 Central African Republic Mission . . . . .	55,036	8.13	2,703	0.40	...	...	...	13,692	71,431	10.55	6,770	...
12 Chad Mission. . . . .	113,773	24.23	1,818	0.39	...	...	...	10,769	126,360	26.91	4,695	...
13 Congo Mission. . . . .	113,312	76.87	9,773	6.63	...	...	...	49,474	172,559	117.07	1,474	...
14 Equatorial Guinea Mission. . . . .	269,023	136.63	13,743	6.98	...	...	...	69,543	352,309	178.93	1,969	...
15 Gabon Mission. . . . .	296,150	112.65	19,839	7.55	...	...	...	97,941	413,930	157.45	2,629	...
Totals. . . . .	847,294	48.31	47,876	2.73	...	...	...	241,419	1,136,589	64.81	17,537	...
16 EASTERN NIGERIA UN CONF. . . . .	...	...	...	...	...	...	...	...	...	...	...	...
17 Aba East Conference. . . . .	228,790	6.93	15,984	0.48	...	...	...	122,286	367,060	11.12	32,996	...



Conference or Mission 1	Tithe and Offerings										Per Capita Basis 17	
	7	8	9	10	11	12a	12b	13	14a	14b		
Conference or Mission	Tithe	Tithe Per Capita	World Mission Fund, Including Sabbath School	World Mission Fund Per Capita	Other General Conference Funds	Intradivision Funds	Ingathering Funds	Local Church Funds	Total Tithe and Offerings	Total Tithe and Offerings per Capita	Membership Basis for Per Capita Calculations June 30, 2022	Sabbath School Mission Offerings
	US\$	US\$	US\$	US\$	US\$	US\$	US\$	US\$	US\$	US\$	US\$	US\$
<b>WEST-CENTRAL AFRICA DIVISION (CONT'D)</b>												
18 Aba North Conference	127,429	5.10	5,808	0.23	...	...	...	55,801	189,038	7.57	24,985	...
19 Aba South Conference	184,893	9.10	8,930	0.44	...	...	...	91,203	285,026	14.02	20,324	...
20 Aba West Mission	84,054	12.60	2,696	0.40	...	...	...	14,074	100,824	15.11	6,672	...
21 Abia North-Central Conference	167,303	15.54	19,476	1.81	...	...	...	16,675	203,454	18.90	10,766	...
22 Akwa Ibom Conference	62,863	11.70	6,307	1.17	...	...	...	13,245	82,415	15.34	5,372	...
23 Anambra Mission	25,641	10.18	3,686	1.46	...	...	...	12,366	41,693	16.56	2,518	...
24 Bayelsa Mission	41,018	19.19	4,134	1.93	...	...	...	8,755	53,907	25.21	2,138	...
25 Cross River Conference	36,376	18.23	3,164	1.59	...	...	...	9,975	49,515	24.82	1,995	...
26 Ebonyi Conference	53,398	7.86	5,026	0.74	...	...	...	1,779	60,203	8.86	6,796	...
27 Enugu Conference	74,730	32.24	6,139	2.65	...	...	...	10,703	91,572	39.50	2,318	...
28 Imo Conference	93,927	14.35	8,204	1.25	...	...	...	14,456	116,587	17.81	6,545	...
29 Northern Cross River Mission	8,170	8.30	947	0.96	...	...	...	1,439	10,556	10.73	984	...
30 Port Harcourt Conference	531,363	19.69	64,944	2.41	...	...	...	115,375	711,682	26.38	26,980	...
31 Rivers East Conference	96,994	12.93	10,926	1.46	...	...	...	19,833	127,753	17.03	7,501	...
32 Rivers West Conference	143,258	7.82	20,811	1.14	...	...	...	37,027	201,096	10.97	18,327	...
Totals	1,960,207	11.06	187,182	1.06	...	...	...	544,992	2,692,381	15.19	177,217	...
<b>33 EASTERN SAHEL UNION MISS</b>												
34 Benin Conference	227,061	35.39	22,625	3.53	...	...	...	64,281	313,967	48.94	6,416	...
35 Burkina Faso Mission	175,457	67.88	6,566	2.54	...	...	...	16,591	198,614	76.83	2,585	...
36 Niger Region	38,881	35.74	4,706	4.33	...	...	...	11,876	55,463	50.98	1,088	...
37 North-central Cote d'Ivoire Miss.	114,634	58.86	7,058	3.62	...	...	...	17,862	139,554	71.66	1,947	...
38 Southeast Cote d'Ivoire Conf.	676,085	124.98	50,083	9.26	...	...	...	126,489	852,657	157.62	5,410	...
39 Southwest Cote d'Ivoire Mission	152,570	44.07	12,388	3.58	...	...	...	31,241	196,199	56.67	3,462	...
40 Togo Conference	419,221	44.07	49,717	5.23	...	...	...	125,682	594,620	62.51	9,512	...
Totals	1,803,909	59.30	153,143	5.03	...	...	...	394,022	2,351,074	77.29	30,420	...
<b>41 NORTHERN GHANA UN CONF.</b>												
42 Ashanti Central Ghana Conf	490,265	24.29	55,794	2.76	...	...	...	209,144	755,203	37.42	20,181	...
43 Ashanti South Ghana Conference	664,884	21.67	69,972	2.28	...	...	...	221,139	955,995	31.16	30,679	...
44 Central Ghana Conference	736,018	35.95	73,214	3.58	...	...	...	187,074	996,306	48.66	20,476	...
45 Green View Ghana Conference	209,570	26.01	18,484	2.29	...	...	...	40,971	269,025	33.39	8,058	...
46 Mid-Central Ghana Conference	657,917	28.60	75,334	3.27	...	...	...	168,772	902,023	39.21	23,004	...
47 Mid-North Ghana Conference	624,944	25.55	60,583	2.48	...	...	...	152,707	838,234	34.27	24,462	...
48 Mid-West Ghana Conference	624,033	33.61	48,072	2.59	...	...	...	152,782	824,887	44.43	18,567	...
49 Mountain View Ghana Conf.	684,823	21.21	85,129	2.64	...	...	...	271,043	1,040,995	32.25	32,282	...
50 North Ghana Mission	133,416	18.90	9,859	1.40	...	...	...	77,169	220,444	31.22	7,060	...
51 South Central Ghana Conference	776,220	35.36	87,774	4.00	...	...	...	285,741	1,149,735	52.37	21,955	...
Totals	5,602,090	27.10	584,215	2.83	...	...	...	1,766,542	7,952,847	38.47	206,724	...
<b>52 NORTHERN NIGERIA UN CONF.</b>												
53 North Central Nigeria Conference	370,334	33.06	21,785	1.94	...	...	...	33,358	425,477	37.99	11,201	...
54 North East Nigeria Conference	301,880	12.84	19,463	0.83	...	...	...	27,375	348,718	14.84	23,504	...
55 North West Nigeria Conference	292,561	14.72	13,025	0.66	...	...	...	20,003	325,589	16.38	19,876	...
Totals	964,775	17.68	54,273	0.99	...	...	...	80,736	1,099,784	20.15	54,581	...
<b>56 SOUTHERN GHANA UN CONF.</b>												
57 Accra City Conference	2,137,438	67.20	208,395	6.55	...	...	...	530,611	2,876,444	90.44	31,805	...
58 Diamond Field Ghana Conference	236,384	17.63	22,503	1.68	...	...	...	86,301	345,188	25.75	13,405	...
59 East Ghana Conference	392,777	31.96	34,742	2.83	...	...	...	87,216	514,735	41.88	12,290	...
60 Eastern View Ghana Conference	233,043	16.20	25,289	1.76	...	...	...	92,458	350,790	24.39	14,385	...
61 Meridian Ghana Conference	1,103,706	73.85	99,859	6.68	...	...	...	196,004	1,399,569	93.64	14,946	...
62 Mid-South Ghana Conference	336,493	17.00	38,631	1.95	...	...	...	137,808	512,932	25.92	19,789	...
63 Oti Ghana Mission	...	...	...	...	...	...	...	70,918	70,918	14.60	4,857	...
64 Pioneer Ghana Conference	398,709	23.91	47,941	2.88	...	...	...	91,108	537,758	32.26	16,672	...
65 South West Ghana Conference	465,706	19.58	35,448	1.49	...	...	...	266,988	768,142	32.30	23,783	...
66 Volta Ghana Mission	163,790	28.52	18,291	3.18	...	...	...	100,424	282,505	49.19	5,743	...
67 West-Central Ghana Conference	426,150	30.27	27,183	1.93	...	...	...	93,377	546,710	38.84	14,077	...
68 Western North Ghana Conference	240,512	14.23	9,924	0.59	...	...	...	99,328	349,764	20.70	16,898	...
Totals	6,134,708	32.52	568,206	3.01	...	...	...	1,852,541	8,555,455	45.35	188,650	...
<b>69 WEST AFRICAN UNION MISSION.</b>												
70 Central Liberia Mission	54,023	7.30	1,020	0.14	...	...	...	3,610	58,653	7.92	7,404	...
71 Guinea Region	28,516	10.27	1,571	0.57	...	...	...	5,374	35,461	12.77	2,777	...
72 Sierra Leone Conference	168,473	13.26	5,602	0.44	...	...	...	20,192	194,267	15.29	12,709	...
73 South-East Liberia Mission	32,203	7.60	470	0.11	...	...	...	1,604	34,277	8.09	4,236	...
74 South-West Liberia Conference	375,733	20.85	6,534	0.36	...	...	...	22,195	404,462	22.45	18,017	...
Totals	658,948	14.60	15,197	0.34	...	...	...	52,975	727,120	16.11	45,143	...
<b>75 WESTERN NIGERIA UN CONF.</b>												
76 Delta Conference	129,350	18.54	11,250	1.61	...	...	...	38,292	178,892	25.65	6,975	...
77 Edo Conference	78,074	17.22	6,810	1.50	...	...	...	21,989	106,873	23.58	4,533	...

Conference or Mission 1	Tithe and Offerings										Per Capita Basis 17	
	7	8	9	10	11	12a	12b	13	14a	14b		
Conference or Mission	Tithe	Tithe Per Capita	World Mission Fund, Including Sabbath School	World Mission Fund Per Capita	Other General Conference Funds	Intradivision Funds	Ingathering Funds	Local Church Funds	Total Tithe and Offerings	Total Tithe and Offerings Per Capita	Membership Basis for Per Capita Calculations June 30, 2022	Sabbath School Mission Offerings
	US\$	US\$	US\$	US\$	US\$	US\$	US\$	US\$	US\$	US\$	US\$	US\$

**WEST-CENTRAL AFRICA DIVISION (CONT'D)**

78 Ekiti Conference.....	85,596	8.59	4,166	0.42	...	...	...	13,704	103,466	10.38	9,965	...
79 Kogi Region.....	...	...	...	...	...	...	...	...	...	...	853	...
80 Kwara Conference.....	48,826	16.21	3,749	1.24	...	...	...	12,640	65,215	21.64	3,013	...
81 Lagos Atlantic Conference.....	326,566	46.26	24,316	3.44	...	...	...	78,480	429,362	60.82	7,060	...
82 Lagos Mainland Conference.....	187,953	24.42	8,092	1.05	...	...	...	27,038	223,083	28.99	7,696	...
83 Ogun Conference.....	359,726	34.12	14,256	1.35	...	...	...	48,162	422,144	40.04	10,543	...
84 Ondo Mission.....	37,583	14.82	1,871	0.74	...	...	...	7,975	47,429	18.70	2,536	...
85 Osun Conference.....	171,115	26.94	6,665	1.05	...	...	...	22,825	200,605	31.59	6,351	...
86 Oyo Conference.....	650,908	165.71	36,927	9.40	...	...	...	26,429	714,264	181.84	3,928	...
Totals.....	2,075,697	32.71	118,102	1.86	...	...	...	297,534	2,491,333	39.26	63,453	...
87 WESTERN SAHEL UNION MISS.....	...	...	...	...	...	...	...	...	...	...	...	...
88 Cabo Verde Conference.....	898,003	89.96	40,714	4.08	...	...	...	102,728	1,041,445	104.33	9,982	...
89 Gambia Region.....	19,685	55.14	990	2.77	...	...	...	2,252	22,927	64.22	357	...
90 Guinea-Bissau Mission.....	150,092	33.88	8,438	1.90	...	...	...	19,188	177,718	40.12	4,430	...
91 Mali Mission.....	60,289	28.28	3,329	1.56	...	...	...	7,571	71,189	33.39	2,132	...
92 Senegal/Mauritania Mission.....	89,046	139.57	6,901	10.82	...	...	...	15,720	111,667	175.03	638	...
Totals.....	1,217,115	69.39	60,372	3.44	...	...	...	147,459	1,424,946	81.24	17,539	...
93 WEST-CENTRAL AFRICA DIV.....	12,159	...	...	...	...	...	...	...	12,159	...	...	...
94 Cameroon Union Mission.....	2,737,339	22.04	137,859	1.11	...	...	...	328,556	3,203,754	25.79	124,203	...
95 Central African Union Mission.....	847,294	48.31	47,876	2.73	...	...	...	241,419	1,136,589	64.81	17,537	...
96 Eastern Nigeria Union Conf.....	1,960,207	11.06	187,182	1.06	...	...	...	544,992	2,692,381	15.19	177,217	...
97 Eastern Sahel Union Mission.....	1,803,909	59.30	153,143	5.03	...	...	...	394,022	2,351,074	77.29	30,420	...
98 Northern Ghana Union Conf.....	5,602,090	27.10	584,215	2.83	...	...	...	1,766,542	7,952,847	38.47	206,724	...
99 Northern Nigeria Union Conf.....	964,775	17.68	54,273	0.99	...	...	...	80,736	1,099,784	20.15	54,581	...
100 Southern Ghana Union Conf.....	6,134,708	32.52	568,206	3.01	...	...	...	1,852,541	8,555,455	45.35	188,650	...
101 West African Union Mission.....	658,948	14.60	15,197	0.34	...	...	...	52,975	727,120	16.11	45,143	...
102 Western Nigeria Union Conf.....	2,075,697	32.71	118,102	1.86	...	...	...	297,534	2,491,333	39.26	63,453	...
103 Western Sahel Union Mission.....	1,217,115	69.39	60,372	3.44	...	...	...	147,459	1,424,946	81.24	17,539	...
DIVISION TOTALS.....	24,014,241	25.95	1,926,425	2.08	...	...	...	5,706,776	31,647,442	34.20	925,467	...

**ATTACHED TO THE GENERAL CONFERENCE**

1 CHINESE UNION MISSION.....	...	...	...	...	...	...	...	...	...	...	...	...
2 China.....	75,975	0.16	...	...	...	...	...	...	75,975	0.16	476,194	...
3 Hong Kong-Macao Conference.....	3,420,184	704.03	...	...	...	...	53,920	176,951	3,651,055	751.56	4,858	...
Totals.....	3,496,159	7.27	...	...	...	...	53,920	176,951	3,727,030	7.75	481,052	...
1 MIDDLE EAST & NORTH AFRICA UN MISS.....	...	...	...	...	...	...	...	...	...	...	...	...
2 East Mediterranean Region.....	250,028	409.21	1,369	2.24	11,450	6,661	...	78,968	348,476	570.34	611	1,351
3 Egypt-Sudan Field.....	298,311	147.10	1,373	0.68	3,239	3,884	...	14,431	321,238	158.40	2,028	1,371
4 Gulf Field.....	3,796,214	1,356.28	10,678	3.81	119,459	120,684	...	1,157,020	5,204,055	1,859.26	2,799	10,629
5 North Africa Region.....	92,293	333.19	...	...	1,030	1,029	...	18,172	112,524	406.22	277	...
6 West Asia Field.....	360,085	565.28	...	...	4,795	4,307	...	28,207	397,394	623.85	637	...
Totals.....	4,796,931	755.18	13,420	2.11	139,973	136,565	...	1,296,798	6,383,687	1,004.99	6,352	13,351
1 UKRAINIAN UNION CONF.....	...	...	458	...	...	...	...	...	...	...	458	...
2 Bukovinskaya Conference.....	2,482,943	384.12	62,800	9.72	...	62,800	...	188,399	2,796,942	432.70	6,464	62,800
3 Central Ukrainian Conference.....	1,382,616	323.04	29,362	6.86	...	29,362	...	88,087	1,529,427	357.34	4,280	29,362
4 Dnieper Conference.....	984,260	169.70	19,973	3.44	...	19,973	...	59,920	1,084,126	186.92	5,800	19,973
5 Eastern Dnieper Conference.....	1,293,127	332.25	24,864	6.39	...	24,864	...	74,593	1,417,448	364.20	3,892	24,864
6 Kyiv Conference.....	1,299,418	186.64	28,936	4.16	...	28,936	...	86,807	1,444,097	207.43	6,962	28,936
7 Podolsk Conference.....	1,543,356	307.75	43,334	8.64	...	43,334	...	130,001	1,760,025	350.95	5,015	43,334
8 Southern Ukrainian Conference.....	1,068,353	269.38	21,748	5.48	...	21,748	...	65,244	1,177,093	296.80	3,966	21,748
9 Western Ukrainian Conference.....	1,944,636	439.66	38,753	8.76	...	38,753	...	116,259	2,138,401	483.47	4,423	38,753
Totals.....	11,998,709	294.07	270,228	6.62	...	269,770	...	809,310	13,348,017	327.14	40,802	270,228
1 ISRAEL FIELD.....	826,721	985.36	60,708	72.36	...	...	...	96,478	983,907	1,172.71	839	13,929

**WORLD SUMMARY**

1 General Conference.....	750,420	...	...	...	2,181,261	...	...	...	2,931,681	...	...	...
2 East-Central Africa Division.....	71,672,876	14.95	109,542	0.02	4,052,083	6,078,115	18,970	10,130,191	92,061,777	19.21	4,793,397	27,189
3 Euro-Asia Division.....	20,410,812	342.05	448,902	7.52	2,876	427,409	158,249	1,282,221	22,730,469	380.92	59,672	427,409
4 Inter-American Division.....	352,236,186	96.80	24,788,028	6.81	2,230,929	25,069,262	2,662,871	74,364,084	481,351,360	132.28	3,638,747	23,300,749
5 Inter-European Division.....	168,321,146	942.18	9,411,182	52.68	543,230	3,083,083	...	...	181,358,641	1,015.16	178,651	6,415,770
6 North American Division.....	1,322,728,892	1,079.98	21,756,426	17.76	9,660,204	4,362,144	1,026,339	647,263,608	2,006,797,613	1,638.51	1,224,769	20,310,135
7 Northern Asia-Pacific Division.....	77,382,007	224.00	1,473,471	4.27	19,067	2,497,295	250,547	50,581,687	132,204,074	382.70	345,452	34,414

GENERAL STATISTICS BY DIVISIONS FOR 2023

Conference or Mission 1	Tithe and Offerings										Per Capita Basis 17	
	7	8	9	10	11	12a	12b	13	14a	14b		
Conference or Mission	Tithe	Tithe Per Capita	World Mission Fund, Including Sabbath School	World Mission Fund Per Capita	Other General Conference Funds	Intradivision Funds	Ingathering Funds	Local Church Funds	Total Tithe and Offerings	Total Tithe and Offerings Per Capita	Membership Basis for Per Capita Calculations June 30, 2022	Sabbath School Mission Offerings
	US\$	US\$	US\$	US\$	US\$	US\$	US\$	US\$	US\$	US\$	US\$	US\$

WORLD SUMMARY (CONT'D)

8 South American Division . . . . .	586,668,978	225.97	26,228,702	10.10	1,190,364	32,390,268	692,166	162,104,059	809,274,537	311.71	2,596,256	26,168,401
9 South Pacific Division . . . . .	115,784,176	187.60	6,487,334	10.51	1,244,363	7,142,142	234,660	25,741,380	156,634,055	253.78	617,195	5,505,464
10 Southern Africa-Indian Ocean Div . . . . .	86,804,707	21.07	...	...	4,376,351	6,564,527	...	10,940,881	108,686,466	26.38	4,119,316	...
11 Southern Asia Division . . . . .	12,109,497	10.56	432,150	0.38	53,306	...	244,407	180,634	13,019,994	11.35	1,146,713	361,270
12 Southern Asia-Pacific Division . . . . .	98,003,860	55.66	5,145,948	2.92	...	5,940,018	...	10,991,674	120,081,500	68.20	...	...
13 Trans-European Division . . . . .	79,104,264	892.81	2,898,191	32.71	279,243	967,954	388,405	6,586,151	90,224,208	1,018.32	88,601	2,809,569
14 West-Central Africa Division . . . . .	24,014,241	25.95	1,926,425	2.08	...	...	...	5,706,776	31,647,442	34.20	925,467	...
Attached to the General Conference:												
15 Chinese Union Mission . . . . .	3,496,159	7.27	...	...	...	...	53,920	176,951	3,727,030	7.75	481,052	...
16 Middle East and North Africa Un Miss. . . . .	4,796,931	755.18	13,420	2.11	139,973	136,565	...	1,296,798	6,383,687	1,004.99	6,352	13,351
17 Ukrainian Union Conference . . . . .	11,998,709	294.07	270,228	6.62	...	269,770	...	809,310	13,348,017	327.14	40,802	270,228
18 Israel Field . . . . .	826,721	985.36	60,708	72.36	...	...	...	96,478	983,907	1,172.71	839	13,929
WORLD TOTALS 2023 . . . . .	3,037,110,582	137.90	101,450,657	4.61	25,973,250	94,928,552	5,730,534	1,008,252,883	4,273,446,458	194.03	22,024,127	85,657,878
WORLD TOTALS 2022 . . . . .	2,746,392,657	125.90	87,844,211	4.03	28,819,311	81,457,661	5,422,704	872,388,708	3,822,325,252	175.23	21,813,552	73,384,526
Net Increase (Decrease) . . . . .	290,717,925	12.00	13,606,446	0.58	(2,846,061)	13,470,891	307,830	135,864,175	451,121,206	18.81	210,575	12,273,352

Note—In accordance with General Conference Bylaws, Article XX, Section 4, "The basis for computing . . . per capita funds shall be the membership on June 30 of the preceding year. . . "(2022). Per capita totals for divisions are calculated for those unions and attached fields which report funds.

Note—ECD, ESD, IAD, NSD, SAD, SID, SUD, SSD, WAD, CHUM, MENA, UKUC and part of EUD and SPD are on the Combined Offering Plan.

# **Chapter 5 - Employees**



Conference or Mission	Denominational Employees																											
	22a		22b		23a		23b		24		25a		25b		26a		26b		27		29			30	28	31		
	Ministerial Credentialed	FT	PT	Commissioned Minister Credentialed	FT	PT	Commissioned Ministry of Teaching Credentialed	FT	PT	Administrative Ministries Credentialed	FT	PT	Missionary Credentialed	FT	PT	Ministerial License	FT	PT	Commissioned Ministry of Teaching License	FT	PT	Administrative Ministries License	Missionary License	FT	PT	All Other Employees Including Part Time and Casual*	Total Active Employees	Literature Evangelists (Self- employed)

**EAST-CENTRAL AFRICA DIVISION (CONT'D)**

39 Upper Congo Field.....	17	...	3	...	24	...	14	...	2	...	7	...	14	...	7	...	11	...	3	...	5	...	11	...	17	...	40	...	14	...	245	
Totals.....	185	...	16	...	24	...	14	...	2	...	63	...	14	...	7	...	86	...	3	...	5	...	11	...	17	...	488	...	14	...	285	
40 NORTHERN TANZANIA UN CONF..	17	...	7	...	25	...	9	...	54	...	5	...	1	...	5	...	11	...	8	...	1	...	16	...	55	...	18	...	8	...	209	
41 Mara Conference.....	48	...	8	...	55	...	12	...	75	...	44	...	1	...	44	...	16	...	8	...	1	...	31	...	31	...	299	...	432	...	285	
42 North-East Tanzania Conference..	35	...	11	...	39	...	5	...	30	...	33	...	5	...	33	...	4	...	25	...	3	...	4	...	47	...	237	...	140	...	...	
43 Nyanza Gold Belt Field.....	28	...	4	...	3	...	3	...	7	...	52	...	1	...	52	...	11	...	2	...	1	...	9	...	3	...	112	...	367	...	...	
44 South Nyanza Conference.....	44	...	3	...	38	...	7	...	68	...	66	...	2	...	66	...	9	...	2	...	2	...	2	...	96	...	34	...	367	...	...	
45 Tanzania Rift Valley Field.....	30	...	8	...	21	...	2	...	19	...	14	...	2	...	14	...	2	...	2	...	14	...	2	...	30	...	98	...	134	...	...	
46 Western Tanzania Conference.....	42	...	3	...	13	...	5	...	39	...	30	...	8	...	30	...	5	...	8	...	2	...	5	...	30	...	175	...	230	...	...	
Totals.....	244	...	44	...	191	...	43	...	292	...	244	...	7	...	244	...	58	...	47	...	5	...	58	...	85	...	114	...	1,682	...	285	
47 RWANDA UNION MISSION.....	15	...	7	...	24	...	3	...	36	...	4	...	1	...	4	...	5	...	4	...	1	...	5	...	42	...	2	...	133	...	170	
48 Central Rwanda Field.....	24	...	2	...	4	...	3	...	4	...	13	...	1	...	13	...	3	...	4	...	1	...	5	...	17	...	7	...	85	...	27	
49 East Central Rwanda Field.....	24	...	5	...	17	...	3	...	13	...	18	...	3	...	18	...	5	...	15	...	2	...	5	...	16	...	20	...	141	...	145	
50 North Rwanda Field.....	26	...	3	...	7	...	2	...	9	...	14	...	4	...	14	...	7	...	3	...	2	...	7	...	15	...	2	...	94	...	139	
51 North-East Rwanda Field.....	15	...	3	...	6	...	3	...	6	...	4	...	1	...	4	...	1	...	2	...	1	...	1	...	8	...	8	...	57	...	35	
52 North-West Rwanda Field.....	23	...	3	...	7	...	2	...	10	...	9	...	2	...	9	...	4	...	3	...	2	...	4	...	1	...	5	...	71	...	147	
53 South Rwanda Field.....	18	...	12	...	2	...	4	...	4	...	14	...	2	...	14	...	3	...	5	...	3	...	3	...	2	...	2	...	71	...	43	
54 South-East Rwanda Field.....	14	...	4	...	4	...	2	...	6	...	6	...	2	...	6	...	3	...	1	...	1	...	3	...	5	...	2	...	50	...	22	
55 West Rwanda Field.....	33	...	7	...	5	...	3	...	6	...	21	...	4	...	21	...	1	...	6	...	2	...	2	...	1	...	8	...	97	...	125	
Totals.....	192	...	46	...	76	...	25	...	94	...	103	...	19	...	103	...	28	...	39	...	14	...	28	...	107	...	56	...	799	...	683	
56 SOUTH SUDAN UNION MISSION..	5	...	1	...	2	...	...	...	3	...	...	...	1	...	...	...	3	...	4	...	...	...	3	...	22	...	5	...	1	...	3	
57 Eastern Upper Nile Field.....	9	...	1	...	...	...	...	...	...	...	3	...	2	...	...	...	1	...	...	...	...	...	1	...	54	...	22	...	92	...	...	
58 Greater Bahr el Ghazal Field.....	8	...	1	...	...	...	...	...	2	...	2	...	1	...	...	...	...	...	...	...	...	...	...	...	39	...	1	...	54	...	...	
59 Greater Equatoria Field.....	19	...	2	...	7	...	...	...	7	...	2	...	2	...	2	...	5	...	1	...	...	...	...	...	81	...	1	...	125	...	...	
60 North-Central Nile Field.....	5	...	...	...	...	...	...	...	...	...	4	...	2	...	4	...	2	...	...	...	...	...	...	...	17	...	13	...	45	...	...	
Totals.....	46	...	5	...	9	...	...	...	12	...	11	...	6	...	11	...	11	...	5	...	...	...	...	...	213	...	4	...	363	...	3	
61 SOUTHERN TANZANIA UN MISS..	8	...	...	...	...	...	7	...	98	...	4	...	...	...	4	...	49	...	...	...	1	...	1	...	20	...	15	...	202	...	25	
62 Central Tanzania Field.....	22	...	...	...	12	...	10	...	15	...	26	...	...	...	26	...	16	...	14	...	1	...	16	...	20	...	5	...	141	...	162	
63 East-Central Tanzania Conf.....	38	...	...	...	56	...	18	...	58	...	43	...	...	...	43	...	42	...	20	...	7	...	4	...	18	...	4	...	304	...	416	
64 Lake Tanganyika Field.....	13	...	...	...	...	...	6	...	7	...	22	...	...	...	22	...	4	...	...	...	4	...	4	...	21	...	...	...	77	...	198	
65 South-East Tanzania Conference..	37	...	...	...	18	...	16	...	49	...	42	...	...	...	42	...	36	...	6	...	3	...	36	...	26	...	8	...	241	...	284	
66 Southern Highlands Conference..	20	...	...	...	35	...	18	...	58	...	44	...	...	...	44	...	37	...	39	...	2	...	37	...	17	...	3	...	273	...	338	
Totals.....	138	...	...	...	121	...	75	...	285	...	181	...	...	...	181	...	184	...	79	...	18	...	184	...	122	...	35	...	1,238	...	1,398	
67 UGANDA UNION MISSION.....	13	...	17	...	135	...	1	...	109	...	67	...	143	...	67	...	22	...	80	...	1	...	22	...	128	...	52	...	1,005	...	87	
68 Central Uganda Conference.....	43	...	...	...	16	...	2	...	16	...	29	...	...	...	29	...	4	...	61	...	...	...	4	...	7	...	...	...	178	...	241	
69 Eastern Uganda Field.....	22	...	2	...	...	...	...	...	10	...	14	...	16	...	14	...	...	...	6	...	3	...	...	...	34	...	...	...	107	...	14	
70 North Buganda Field.....	9	...	5	...	35	...	11	...	40	...	52	...	2	...	52	...	8	...	25	...	2	...	8	...	...	...	3	...	192	...	...	
71 Northern Uganda Field.....	17	...	5	...	35	...	11	...	13	...	9	...	1	...	9	...	20	...	3	...	1	...	20	...	3	...	3	...	118	...	36	
72 Rwenzori Field.....	58	...	4	...	...	...	1	...	13	...	28	...	...	...	28	...	4	...	176	...	14	...	4	...	...	...	52	...	350	...	4	
73 Southwestern Uganda Field.....	20	...	4	...	...	...	...	...	11	...	16	...	...	...	16	...	3	...	6	...	...	...	3	...	4	...	...	...	60	...	...	
74 West Buganda Field.....	62	...	5	...	26	...	2	...	13	...	32	...	12	...	32	...	8	...	126	...	2	...	8	...	4	...	...	...	292	...	...	
75 Western Uganda Field.....	27	...	6	...	...	...	...	...	6	...	25	...	9	...	25	...	9	...	483	...	23	...	78	...	26	...	6	...	120	...	72	
Totals.....	271	...	48	...	247	...	28	...	231	...	272	...	183	...	272	...	78	...	483	...	23	...	78	...	202	...	295	...	2,422	...	213	
76 WEST CONGO UNION MISSION..	6	...	1	...	...	...	...	...	9	...	...	...	...	...	...	...	...	...	...	...	...	...	...	5	...	...	...	21	...	...	86	
77 Central Kasai Field.....	42	...	1	...	...	...	...	...	5	...	4	...	2	...	4	...	...	...	...	...	...	...	...	15	...	2	...	71	...	1,181	...	...
78 Congo Equatorial Field.....	5	...	...	...	...	...	...	...	7	...	3	...	...	...	3	...	...	...	...	...	...	...	...	2	...	...	...	17	...	...	...	...
79 Lower Congo Field.....	5	...	...	...	...	...	...	...	2	...	5	...	...	...	5	...	...	...	...	...	...	...	...	3	...	...	...	1	...	...	...	...









Denominational Employees

Conference or Mission	22a		22b		23a		23b		24		25a		25b		26a		26b		27		29			30	28	31		
	Ministerial Credential		Commissioned Minister Credential		Commissioned Ministry of Teaching Credential		Administrative Ministries Credential		Missionary Credential		Ministerial License		Commissioned Minister License		Commissioned Ministry of Teaching License		Administrative Ministries License		Missionary License		All Other Employees Including Part-Time and Casual*			Total Active Employees	Literature Evangelists (Self-employed)	Honorary/Emeritus/Credentialed Employees		
	FT	PT	FT	PT	FT	PT	FT	PT	FT	PT	FT	PT	FT	PT	FT	PT	FT	PT	FT	PT	FT	PT	C					
1																												
Conference or Mission																												
<b>INTER-AMERICAN DIVISION (CONT'D)</b>																												
46 North Dominican Conference	19						4		9		17					2						7				58		
47 Northeast Dominican Conference	13						2		5		18								1			3				42		
48 South Dominican Conference	6								4		11										2		1			24		
49 Southeast Dominican Conference	32						5		8		30								11			15				102		
Totals	146						137	716	21		111	4	125						77			745	145			2,237		
50 DUTCH CARIBBEAN UN MISSION	1								1																	3		7
51 Aruba Mission	1								1		3															6		
52 Bonaire Mission											1															1		
53 Curacao Conference	10								4		3								1							20		
Totals	12								6		7								1							30		7
54 EAST VENEZUELA UNION MISSION	5								6										3	1		6				21		
55 Central East Venezuela Conf.	7								5		12								2			18	1			45		
56 Central Llanos Venezuela Mission	6								1		7								1			40				55		
57 Central Venezuela Conference	11								5		7								11			72	34			140		
58 East Venezuela Conference	8								5		12								5			71	26			127		
59 Northeast Venezuela Mission	3								2		9								3			29	15			61		
60 South Bolivar Venezuela Mission	11								1		10								6			17				45		
61 South Central Venezuela Conf.	6								2		14								5			20	17			64		
62 Southeast Venezuela Conference	5								5		15								5			105				135		
Totals	62								32		86								41	1		378	93			693		
63 EL SALVADOR UNION MISSION	2							14											9	1		32				74		31
64 Central El Salvador Conference	8							16			8								3			20				70		
65 East El Salvador Conference	15							5			12								4			56				107		
66 Metropolitan El Salvador Conf.	11							21			6								10			32				86		
67 Paracentral El Salvador Conf.	14							9			3								6			44				82		
68 West El Salvador Conference	13							3			10								7			15				82		
Totals	63						68		4		39								39	1		199				501		31
69 FRENCH ANTILLES-GUIANA UN CONF.																										0		
70 French Guiana Mission	6								5		2								7	1		24				37		
71 Guadeloupe Conference	16								31		9								8			1	2			87		
72 Martinique Conference	19								17		12								23			4	10			127		
Totals	41								53		23								47	1		29	12			251		
73 GUATEMALA UNION MISSION	5								3										7			19				34		56
74 Atitlano Guatemala Mission	6							1			10								2			62	7			90		
75 Central Guatemala Conference	8								3		4								3			29	4			51		1
76 East Guatemala Mission	9							2			9								2			63	6			92		
77 Lago Guatemala Mission	3								1		7								3			30				44		1
78 Metropolitan Guatemala Conf.	8								2		4								2			49				65		12
79 North Guatemala Mission	10										8								6			57				81		1
80 South Guatemala Mission	10								4		9								1			72	1			98		16
81 West Guatemala Conference	15								3		11								2			52				83		7
Totals	74								4		62								28			433	18			638		38
82 HAITIAN UNION MISSION	19							41											68			300	304			870		
83 Central Haiti Conference	17							1			12								3			10				141		
84 North Haiti Mission	25							13			40								29			317				436		133
85 Northwest Haiti Mission	29							1			19								4			65				125		4
86 Plaine du cul de Sac Mission	21										14								1			281				327		2



Conference or Mission		Denominational Employees																										
		22a		22b		23a		23b		24		25a		25b		26a		26b		27		29			30	28	31	
		Ministerial Credential		Commissioned Minister Credential		Commissioned Ministry of Teaching Credential		Administrative Ministries Credential		Missionary Credential		Ministerial License		Commissioned Minister License		Commissioned Ministry of Teaching License		Administrative Ministries License		Missionary License		All Other Employees Including Part/Time and Casual*						Total Active Employees
		FT	PT	FT	PT	FT	PT	FT	PT	FT	PT	FT	PT	FT	PT	FT	PT	FT	PT	FT	PT	FT	PT	C				
1																												
130 Sonora Mexican Conference		9								3	15									9						36	34	
131 South Baja California Mission		6								2	4									1	1					14	6	
132 West Mexican Conference		13								6	13									6						41	44	
<b>Totals</b>		177								491	117									415	4	12	1		1,220	386	234	
133 PANAMA UNION MISSION		6								11	1									3					21		91	
134 Atlantic Panama Conference		2								8	5									5		3			46	3		
135 Bocas del Toro Mission		2								4	5									1		9			39	3		
136 Central Panama Conference		10								7	8									10		3			62	3		
137 Metropolitan Panama Conference		10								17	7									5		1			61	2		
138 Southeast Panama Mission		2								3	7									2		2			24	6		
139 West Panama Conference		14								20	14									7					154	13		
<b>Totals</b>		46								70	47									33		18			407	30	91	
140 PUERTO RICAN UNION CONF.		9								6	2									10		559			671		69	
141 East Puerto Rico Conference		40								2	38									5		73	5		222			
142 North Puerto Rico Conference		9								1	10									3		8	6		68			
143 South Puerto Rico Conference		6								1	15											1	1		42			
144 West Puerto Rico Conference		27								1	38														252			
<b>Totals</b>		91								10	121									20	16	39	26		1,255		69	
145 SOUTH CENTRAL-AMERICAN UN MISS.		2								7										2					11			
146 Caribbean Costa Rica Mission		9								3	4									3		1			23			
147 Central Nicaragua Mission		9								10	6									3					106			
148 North Costa Rica Conference		17								3	7									2					29			
149 Northwestern Nicaragua Mission		6								5	8									10		155			184			
150 South Atlantic Nicaragua Mission		2								5	6									7		49			64			
151 South-Central Costa Rica Conf.		10								10	7									2		7			82			
<b>Totals</b>		55								43	38									29		212	38		499			
152 SOUTH COLOMBIAN UN CONF.		6								5										2		10			23			
153 Central Colombian Conference		15								4	1										1	24	3		49			
154 East Los Llanos Conference		16								7	5										5	91	6		132			
155 Northwestern Bogota and Boyaca Miss.		9								5	3									2		19			38			
156 Pacific Colombian Conference		13								3	10										5	20	1		52			
157 South Andean Mission		12								4	1											15			32			
158 South Bogota Conference		22								3	5									2		29			51			
159 South Colombian Conference		22								4	7									1		55	2		91			
160 South Pacific Mission		10								3	4									2		37			56			
161 Upper Magdalena Conference		19								5	6									2		64			96			
<b>Totals</b>		134								43	42									21	1	364	12		620			
162 SOUTHEAST MEXICAN UN MISS.		6								175										61					242		38	
163 Campeche Conference		13								73	11									31					128		7	
164 Central Tabasco Conference		27								77	9									28					141			
165 East Tabasco Mission		11								11	8									2					32		3	
166 Mayab Conference		16								35	13									25					89		4	
167 North Quintana Roo Conference		19								58	13									30					119		5	
168 South Quintana Roo Mission		12								15	11									27					65		8	
169 South Tabasco Conference		12								45	13									19					89		2	
<b>Totals</b>		116								489	77									223					905		29	

**INTER-AMERICAN DIVISION (CONT'D)**



Conference or Mission		Denominational Employees																				Total Active Employees	Literature Evangelists (Self-employed)	Honorary/Emeritus/Credentialed Employees						
		22a		22b		23a		23b		24		25a		25b		26a		26b		27					All Other Employees Including Part-Time and Casual*					
		FT	PT	FT	PT	FT	PT	FT	PT	FT	PT	FT	PT	FT	PT	FT	PT	FT	PT	FT	PT					FT	PT	C		
<b>INTER-EUROPEAN DIVISION</b>																														
7 FRANCO-BELGIAN UNION CONF.		6	...	2	...	...	...	...	...	...	...	...	...	...	...	...	...	...	...	...	...	...	3	1	...	15				
8 Belgian-Luxembourg Conference...		5	...	1	...	...	...	...	...	...	...	...	...	...	...	...	...	...	...	...	...	...	3	...	...	15				
9 North France Conference...		42	...	...	...	...	...	...	...	...	...	...	...	...	...	...	...	...	...	...	...	...	2	...	...	66				
10 South France Conference...		27	...	...	...	...	...	...	...	...	...	...	...	...	...	...	...	...	...	...	...	...	1	...	...	46				
Totals.....		80	...	3	...	...	...	...	...	...	...	...	...	...	...	...	...	...	...	...	...	9	1	...	142					
11 ITALIAN UN OF CHURCHES CONF.		45	...	11	1	2	...	...	...	...	...	...	...	...	...	...	...	...	...	...	...	18	4	...	152					
12 NORTH GERMAN UNION CONF.		5	2	...	...	...	...	...	...	...	...	...	...	...	...	...	...	...	...	...	...	6	7	...	46					
13 Berlin-Central German Conf.		31	3	5	...	...	...	...	...	...	...	...	...	...	...	...	...	...	...	...	...	...	15	3	...	91				
14 Hanseatic Conference.....		39	2	7	...	...	...	...	...	...	...	...	...	...	...	...	...	...	...	...	...	1	1	...	64					
15 Northern Rhenish-Westalian Conf.		34	...	5	...	...	...	...	...	...	...	...	...	...	...	...	...	...	...	...	...	...	2	3	...	59				
Totals.....		109	7	17	...	1	1	4	1	26	16	18	5	...	...	...	...	...	...	...	...	6	3	7	8	1	20	10	...	260
16 PORTUGUESE UN OF CHURCHES CONF.		33	...	14	...	...	...	...	...	...	...	...	...	...	...	...	...	...	...	...	...	...	...	...	...	108				
17 ROMANIAN UNION CONF.		22	...	...	...	9	...	...	...	...	...	...	...	...	...	...	...	...	...	...	...	185	...	...	405					
18 Banat Conference.....		35	...	...	...	...	...	...	...	...	...	...	...	...	...	...	...	...	...	...	...	1	...	...	51					
19 Moldavia Conference.....		60	...	...	...	...	...	...	...	...	...	...	...	...	...	...	...	...	...	...	...	...	2	...	82					
20 Muntenia Conference.....		82	...	...	...	...	...	...	...	...	...	...	...	...	...	...	...	...	...	...	...	4	...	...	112					
21 North Transylvania Conference.		39	...	...	...	...	...	...	...	...	...	...	...	...	...	...	...	...	...	...	...	...	3	...	47					
22 Oltenia Conference.....		45	...	...	...	...	...	...	...	...	...	...	...	...	...	...	...	...	...	...	...	...	...	...	61					
23 South Transylvania Conference.		41	...	...	...	...	...	...	...	...	...	...	...	...	...	...	...	...	...	...	...	3	...	...	62					
Totals.....		324	...	9	...	...	...	...	...	205	35	...	...	...	...	...	...	...	...	...	...	193	...	...	820					
24 SOUTH GERMAN UNION CONF.		4	2	4	1	...	...	...	...	...	...	...	...	...	...	...	...	...	...	...	...	6	10	...	9					
25 Baden-Wuerttemberg Conference.		38	2	6	1	6	17	2	3	...	...	...	...	...	...	...	...	...	...	...	...	1	5	6	171					
26 Bavarian Conference.....		26	1	2	...	...	...	...	...	...	...	...	...	...	...	...	...	...	...	...	...	3	...	...	6					
27 Central Rhenish Conference.....		24	4	...	...	...	...	...	...	...	...	...	...	...	...	...	...	...	...	...	...	1	3	...	48					
Totals.....		92	9	12	2	6	17	9	5	13	13	19	1	4	3	6	46	...	...	...	...	4	12	19	...	59				
28 SPANISH UN OF CHURCHES CONF.		62	...	11	...	54	...	...	...	...	...	...	...	...	...	...	...	...	...	...	...	16	...	...	314					
29 SWISS UNION CONFERENCE		...	...	...	...	...	...	...	...	...	...	...	...	...	...	...	...	...	...	...	...	...	...	...	35					
30 French-Italian Swiss Conference		11	2	1	...	...	...	...	...	...	...	...	...	...	...	...	...	...	...	...	...	...	...	...	32					
31 German Swiss Conference.....		13	1	6	2	1	3	3	...	...	...	...	...	...	...	...	...	...	...	...	...	8	...	...	64					
Totals.....		24	3	7	2	1	3	3	...	...	...	...	...	...	...	...	...	...	...	...	...	4	...	...	96					
32 INTER-EUROPEAN DIVISION:		27	3	9	3	3	...	...	...	...	...	...	...	...	...	...	...	...	...	...	...	10	...	...	20					
33 Austrian Union of Churches Conf.		33	3	3	...	...	...	...	...	...	...	...	...	...	...	...	...	...	...	...	...	24	14	10	1	54	24	...	263	
34 Bulgarian Union of Churches Conf.		50	3	...	...	...	...	...	...	...	...	...	...	...	...	...	...	...	...	...	...	...	...	...	527					
35 Czech-Slovakian Union Conf.		79	...	12	...	...	...	...	...	...	...	...	...	...	...	...	...	...	...	...	...	14	...	...	77					
36 Franco-Belgian Union Conference.		80	...	3	...	...	...	...	...	...	...	...	...	...	...	...	...	...	...	...	...	2	...	...	226					
37 Italian Union of Churches Conf.		45	...	11	1	2	...	...	...	...	...	...	...	...	...	...	...	...	...	...	...	9	1	...	142					
38 North German Union Conference.		109	7	17	...	1	1	4	1	26	16	18	5	...	...	...	...	...	...	...	...	6	3	7	8	1	20	10	260	
39 Portuguese Un of Churches Conf.		33	...	14	...	...	...	...	...	...	...	...	...	...	...	...	...	...	...	...	...	...	...	...	108					
40 Romanian Union Conference.....		324	...	9	...	...	...	...	...	...	...	...	...	...	...	...	...	...	...	...	...	193	...	...	820					
41 South German Union Conference		92	9	12	2	6	17	9	5	13	13	19	1	4	3	6	46	...	...	...	...	4	12	19	...	54	41	338		
42 Spanish Union of Churches Conf.		62	...	11	...	54	...	...	...	...	...	...	...	...	...	...	...	...	...	...	...	...	...	...	314					
43 Swiss Union Conference.....		24	3	7	2	1	3	3	...	...	...	...	...	...	...	...	...	...	...	...	...	8	...	...	96					
DIVISION TOTALS.....		958	28	99	8	90	21	48	6	375	83	170	10	47	6	25	50	29	265	43	342	496	74	...	3,323					







GENERAL STATISTICS BY DIVISIONS FOR 2023

Conference or Mission	Denominational Employees																									
	22a		22b		23a		23b		24		25a		25b		26a		26b		27		29		30	31		
	FT	PT	FT	PT	FT	PT	FT	PT	FT	PT	FT	PT	FT	PT	FT	PT	FT	PT	FT	PT	FT	PT			Total Active Employees	Literature Evangelists (Self-employed)
<b>NORTH AMERICAN DIVISION (CONT'D)</b>																										
87 Southern Union Conference.....	763	9	31	2	658	161	161	292	6	177	13	19	2	286	36	2	274	57	68,900	1,651	734	74,073	10	512		
88 Southwestern Union Conference.....	301	6	7	163	3	16	113	7	55	10	10	60	13	60	13	97	7	3,885	510	278	5,531	114	114			
89 Attached Field.....	12			32	5	5	52	9	6	6	6	19	19	19	64	6	413	31	649	649	649					
DIVISION TOTALS.....	3,439	103	209	6,2490	58	689	15,1884	175	823	80	112	19	964	45	147	14	1,315	318	124,074	6,278	4,209	147,466	15	1,676		
<b>NORTHERN ASIA-PACIFIC DIVISION</b>																										
1 BANGLADESH UNION MISSION.....	9						154										7		238			408		16		
2 East Bangladesh Mission.....	10						37										10		123			150		6		
3 North Bangladesh Mission.....	8						32										10		95			145				
4 South Bangladesh Mission.....	7						64										144		144			215		1		
5 West Bangladesh Mission.....	8						48										1		121			178				
Totals.....	42						315										18		721			1,096		7		
6 JAPAN UNION CONFERENCE.....	19						319										96		898			2,278		65		
7 East Japan Conference.....	26						1															34		19		
8 Okinawa Mission.....	5						2															8		13		
9 West Japan Conference.....	16						1															25		7		
Totals.....	66						321										96		898			2,345		39		
10 KOREAN UNION CONFERENCE.....	71						196										761		1,393			2,837		549		
11 East Central Korean Conference.....	191						9										2					242		11		
12 Jeju Mission.....	7						1															9				
13 Midwest Korean Conference.....	109						3										2		3			135		7		
14 North Korean Mission.....	94						3												4			112		3		
15 Southeast Korean Conference.....	63						1										6		1			85		6		
16 Southwest Korean Conference.....	187						7										6		1			229		12		
17 West Central Korean Conference.....	722						219										777		1,403			3,649		39		
Totals.....	219						57										1		1,403			3,649		549		
<b>18 PAKISTAN UNION SECTION</b>																										
19 Northern Section.....																										
20 Southern Section.....																										
Totals.....																										
<b>21 ATTACHED FIELDS</b>																										
22 Himalayan Section.....	5					1				2		4										14				
23 Mongolia Mission.....	9					1				15		1							19			69				
24 Sri Lanka Mission of SDA.....	9						44			10									222			395		8		
25 Taiwan Conference.....	53					3				32									13			125		38		
Totals.....	76					5				59		5							254			603		46		
<b>26 NORTHERN ASIA-PACIFIC DIV</b>																										
27 Bangladesh Union Mission.....	23					25				3									1,069			1,317				
28 Japan Union Conference.....	42									315									721			1,096		16		
29 Korean Union Conference.....	66									321									898			2,345		65		
30 Pakistan Union Section.....	722					57				219									1,403			3,649		549		
31 Attached Fields.....	76					5				59		5							254			603		46		
DIVISION TOTALS.....	929					87				1,006		5							4,345			9,010		630		

Note: Effective Oct 8, 2023, the following Unions/Fields transferred to NSD: Bangladesh Union Mission, Pakistan Union Section, and Himalayan Sec (SUD).



GENERAL STATISTICS BY DIVISIONS FOR 2023

Table with columns: Conference or Mission, Denominational Employees (22a-27), Total Active Employees (30), Literature Evangelists (Self-employed) (28), and Honorary/Emeritus/Credentialed Employees (31). Rows include South American Division (cont'd) and North and South American regional divisions.









Conference or Mission		Denominational Employees																									
		22a		22b		23a		23b		24		25a		25b		26a		26b		27		29			30	28	31
		FT	PT	FT	PT	FT	PT	FT	PT	FT	PT	FT	PT	FT	PT	FT	PT	FT	PT	FT	PT	FT	PT	C	Total Active Employees	Literature Evangelists (Self-employed)	Honorary/Emeritus/Credentialed Employees
1																											
Conference or Mission																											
<b>SOUTHERN ASIA DIVISION</b>																											
1 EAST-CENTRAL INDIA UN SECTION.																											
2 Adilabad Region.																											
3 East Telangana Section.																											
4 Guntur Section.																											
5 Hyderabad Metro Section.																											
6 North Andhra Section.																											
7 North Orissa Region.																											
8 North Rayalaseema Section.																											
9 Northeast Andhra Section.																											
10 Orissa Section.																											
11 South Andhra Section.																											
12 South Rayalaseema Section.																											
13 Southeast Andhra Section.																											
14 Vishaka Metro Section.																											
15 West Telangana Section.																											
Totals.																											
16 NORTHEAST INDIA UN SECTION.																											
17 Arunachal Pradesh Region.																											
18 Assam Region.																											
19 Garo Section.																											
20 Khasi Jaintia Conference.																											
21 Manipur Conference.																											
22 Mizo Conference.																											
23 Nagaland Region.																											
24 Tripura Region.																											
Totals.																											
25 NORTHERN INDIA UN SECTION.																											
26 Bihar Region.																											
27 Central Uttar Pradesh Region.																											
28 Chhattisgarh Region.																											
29 Delhi Metro Region.																											
30 Eastern Jharkhand Section.																											
31 Eastern Uttar Pradesh Section.																											
32 Haryana Region.																											
33 Himachal Pradesh Region.																											
34 Kolkata Metro Region.																											
35 Madhya Pradesh Region.																											
36 North Bengal Section.																											
37 North India Section.																											
38 Rajasthan Section.																											
39 South Bengal Section.																											
40 Upper Ganges Section.																											
41 Uttarakhnad Region.																											
42 Western Jharkhand Section.																											
Totals.																											
43 SOUTH-CENTRAL INDIA UN SECTION.																											
44 Bangalore Metro Conference.																											
45 Goa-West Karnataka Section.																											
46 Kolar-Chinthamani Region.																											





Conference or Mission	Denominational Employees																						Total Active Employees	Literature Evangelists (Self-employed)	Honorary/Emeritus/Credentialed Employees		
	22a		22b		23a		23b		24		25a		25b		26a		26b		27		29					30	
	FT	PT	FT	PT	FT	PT	FT	PT	FT	PT	FT	PT	FT	PT	FT	PT	FT	PT	FT	PT	Casual*	FT					PT
<b>SOUTHERN ASIA DIVISION (CONT'D)</b>																											
89 Attached Fields																											
DIVISION TOTALS																											
<b>SOUTHERN ASIA-PACIFIC DIVISION</b>																											
1 CENTRAL PHILIPPINE UN CONF																											
2 Central Visayan Conference																											
3 East Visayan Conference																											
4 Negros Occidental Conference																											
5 Negros Oriental-Siquijor Mission																											
6 Romblon Mission																											
7 Samar Mission																											
8 West Visayan Conference																											
Totals																											
9 EAST INDONESIA UNION CONF																											
10 Bolaang Mongondow and Gorontalo Miss.																											
11 Central Sulawesi Mission																											
12 Luwu Tana Toraja Mission																											
13 Maluku Mission																											
14 Manado and North Maluku Conf																											
15 Minahasa Conference																											
16 North Minahasa Bitung Mission																											
17 Northern Island Mission																											
18 Papua Mission																											
19 South Sulawesi Conference																											
20 West Papua Mission																											
Totals																											
21 MALAYSIA UNION MISSION																											
22 Peninsular Malaysia Mission																											
23 Sabah Mission																											
24 Sarawak Mission																											
Totals																											
25 MYANMAR UNION MISSION																											
26 Ayeerwady Mission																											
27 Central Myanmar Mission																											
28 South East Mission																											
29 Upper Myanmar Mission																											
30 Yangon Mission																											
Totals																											
31 NORTH PHILIPPINE UN CONF																											
32 Cavite Mission																											
33 Central Luzon Conference																											
34 Mountain Provinces Mission																											
35 Northeast Luzon Mission																											
36 Northern Luzon Mission																											
37 Palawan Mission																											
38 South-Central Luzon Conference																											
39 Southern Luzon Mission																											
Totals																											



Conference or Mission		Denominational Employees																				Total Active Employees	Literature Evangelists (Self-employed)	Honorary/Emeritus/Credentialed Employees			
		22a		22b		23a		23b		24		25a		25b		26a		26b		27					29		30
		FT	PT	FT	PT	FT	PT	FT	PT	FT	PT	FT	PT	FT	PT	FT	PT	FT	PT	FT	PT				FT	PT	
<b>TRANS-EUROPEAN DIVISION</b>																											
1 ADRIATIC UNION CONFERENCE..		2	...	1	...	2	...	3	...	2	...	1	...	1	...	1	...	1	...	1	...	2	...	7	...	...	
2 Albanian Mission of SDA		2	...	...	...	...	...	...	...	1	...	...	...	...	...	...	...	...	...	...	1	...	4	...	...		
3 Croatian Conference		12	...	...	...	...	...	...	...	7	...	...	...	...	...	...	...	...	...	...	5	...	24	...	...		
4 Slovenian Conference		2	...	1	...	...	...	...	...	...	...	...	...	...	...	...	...	...	...	...	3	...	7	...	...		
Totals		18	...	2	...	3	...	3	...	8	...	...	...	...	...	...	...	...	...	...	11	...	42	...	...		
5 BALTIC UNION CONFERENCE..		1	...	1	...	...	...	1	...	...	...	...	...	...	...	...	...	...	...	...	1	...	5	...	...		
6 Estonian Conference		5	...	2	...	...	...	1	...	2	...	...	...	...	...	...	...	...	...	...	2	...	15	...	...		
7 Latvian Conference		13	...	5	...	...	...	4	...	4	...	...	...	...	...	...	...	...	...	...	3	...	45	...	...		
8 Lithuanian Conference		8	...	...	...	...	...	1	...	1	...	...	...	...	...	...	...	...	...	...	5	...	16	...	...		
Totals		27	...	6	...	2	...	7	...	7	...	...	...	...	...	...	...	...	...	...	10	...	81	...	...		
9 BRITISH UNION CONFERENCE		15	...	2	...	5	...	3	...	8	...	15	...	8	...	1	...	2	...	2	...	16	...	104	...	187	
10 Irish Mission		8	...	1	...	...	...	1	...	1	...	...	...	...	...	...	...	...	...	...	1	...	12	...	...		
11 North England Conference		46	...	3	...	1	...	3	...	12	...	12	...	1	...	1	...	...	...	...	11	...	83	...	1		
12 Scottish Mission		4	...	...	...	...	...	...	...	...	...	...	...	...	...	...	...	...	...	...	3	...	7	...	...		
13 South England Conference		84	...	1	...	3	...	6	...	14	...	14	...	4	...	1	...	2	...	...	57	...	175	...	...		
14 Welsh Mission		3	...	1	...	...	...	...	...	...	...	...	...	...	...	...	...	...	...	...	2	...	7	...	...		
Totals		160	...	10	...	12	...	3	...	8	...	41	...	10	...	2	...	2	...	1	...	90	...	388	...	1	
15 DANISH UN OF CHURCHES CONF.		7	...	3	...	7	...	1	...	...	...	...	...	...	...	...	...	...	...	...	4	...	39	...	17		
16 FINLAND UN OF CHURCHES CONF.		8	...	1	...	5	...	1	...	14	...	23	...	5	...	2	...	2	...	...	1	...	174	...	84		
17 HUNGARIAN UNION CONF.		10	...	1	...	...	...	3	...	3	...	11	...	...	...	...	...	...	...	...	4	...	209	...	30		
18 Duna Conference		18	...	3	...	...	...	3	...	2	...	2	...	3	...	...	...	...	...	...	1	...	29	...	...		
19 Tisza Conference		18	...	1	...	...	...	...	...	4	...	4	...	2	...	...	...	...	...	...	1	...	29	...	...		
Totals		46	...	5	...	...	...	3	...	17	...	17	...	5	...	5	...	4	...	2	...	11	...	267	...	30	
20 NETHERLANDS UN OF CHURCHES CONF.		25	...	...	...	...	...	2	...	1	...	1	...	3	...	1	...	3	...	1	...	6	...	47	...	22	
21 NORWEGIAN UNION CONF		...	...	1	...	...	...	7	...	21	...	5	...	...	...	...	...	...	...	...	11	...	83	...	...		
22 East Norway Conference		...	...	...	...	...	...	...	...	...	...	...	...	...	...	...	...	...	...	...	...	...	0	...	...		
23 North Norway Conference		...	...	...	...	...	...	...	...	...	...	...	...	...	...	...	...	...	...	...	...	...	0	...	...		
24 West Norway Conference		...	...	...	...	...	...	...	...	...	...	...	...	...	...	...	...	...	...	...	...	...	0	...	...		
Totals		...	...	1	...	...	...	7	...	21	...	5	...	5	...	...	...	...	...	...	11	...	83	...	...		
25 POLISH UNION CONFERENCE		8	...	...	...	...	...	...	...	7	...	1	...	1	...	...	...	...	...	...	...	...	113	...	8		
26 East Polish Conference		19	...	3	...	...	...	...	...	3	...	4	...	4	...	1	...	1	...	...	2	...	36	...	...		
27 South Polish Conference		11	...	1	...	...	...	...	...	7	...	6	...	2	...	2	...	...	...	...	4	...	35	...	...		
28 West Polish Conference		13	...	...	...	...	...	...	...	4	...	1	...	1	...	...	...	...	...	...	4	...	23	...	...		
Totals		51	...	4	...	...	...	...	...	21	...	1	...	12	...	4	...	...	...	...	6	...	207	...	8		
29 SOUTH-EAST EUROPEAN UN CONF.		9	...	2	...	1	...	7	...	...	...	...	...	2	...	2	...	...	...	...	...	...	99	...	...		
30 Bosnia and Herzegovina Conf.		2	...	1	...	...	...	2	...	4	...	1	...	1	...	1	...	...	...	...	3	...	16	...	...		
31 Macedonian Mission		5	...	...	...	...	...	1	...	1	...	...	...	...	...	...	...	...	...	...	2	...	10	...	...		
32 North Conference		16	...	1	...	...	...	...	...	2	...	1	...	2	...	1	...	...	...	...	3	...	26	...	3		
33 South Conference		17	...	6	...	...	...	1	...	...	...	...	...	2	...	1	...	...	...	...	6	...	36	...	2		
Totals		49	...	10	...	2	...	11	...	5	...	5	...	7	...	1	...	5	...	...	14	...	187	...	6		
34 SWEDISH UN OF CHURCHES CONF.		...	...	14	...	5	...	13	...	2	...	4	...	2	...	4	...	...	...	...	9	...	77	...	20		
35 ATTACHED FIELDS		...	...	...	...	...	...	...	...	...	...	...	...	...	...	...	...	...	...	...	...	...	...	...	...		
36 Cyprus Region		2	...	...	...	...	...	...	...	1	...	...	...	1	...	...	...	...	...	...	...	...	4	...	...		
37 Greek Mission		4	...	...	...	...	...	...	...	...	...	...	...	1	...	...	...	...	...	...	...	...	8	...	...		



Denominational Employees

Conference or Mission

Table with columns for Conference or Mission, 22a-26b (Ministerial, Administrative, Commissioned, and Missionary Licenses), All Other Employees (FT, PT, C), Total Active Employees, Literature Evangelists (Self-employed), and Honorary/Emeritus/Credentialed Employees. Rows include West-Central Africa Division and Northern/Northern Nigeria UN Conference.

Conference or Mission		Denominational Employees																										
		22a		22b		23a		23b		24		25a		25b		26a		26b		27		29				30	28	31
		Ministerial Credentialed	Commissioned Minister Credentialed	Commissioned Ministry of Teaching Credentialed	Administrative Ministries Credentialed	Missionary Credentialed	Ministerial License	Commissioned Minister License	Commissioned Ministry of Teaching License	Administrative Ministries License	Missionary License	All Other Employees Including Part-Time Casual*	Total Active Employees	Literature Evangelists (Self- employed)	Honorary/ Emeritus (Credentialed Employees													
1 Conference or Mission		FT	PT	FT	PT	FT	PT	FT	PT	FT	PT	FT	PT	FT	PT	FT	PT	FT	PT	FT	PT	FT	PT	FT	PT			
<b>WEST-CENTRAL AFRICA DIVISION (CONT'D)</b>																												
	73 South-East Liberia Mission	4	11			9	7			1	8			2			3					3					48	
	74 South-West Liberia Conference	19		39	17			6		12			2				2				2						117	
	Totals	41	11	47	26	7		33	2	33			2	2			3				12					246		
	75 WESTERN NIGERIA UN CONF.																											
	76 Delta Conference	5				71				8			3							1							228	
	77 Edo Conference	13									4									1							27	12
	78 Ekiti Conference	5								8										2							52	
	79 Kogi Region	17		45	10			2		7			7							1							99	
	80 Kwara Conference	3		14				1		3																	30	
	81 Lagos Atlantic Conference	12		9				3																			47	
	82 Lagos Mainland Conference	17																		1							30	
	83 Ogun Conference	14								2																	24	29
	84 Ondo Mission	17								4																	28	
	85 Osun Conference	9																		1							13	
	86 Oyo Conference	21		103						2																	330	
	Totals	133		242	10	11		25	4	29			4							8	1	163	156	53		908	41	
	87 WESTERN SAHEL UNION MISSION	3																										
	88 Cabo Verde Conference	4								4										1							14	
	89 Gambia Region	2																				9				21		
	90 Guinea-Bissau Mission	5								1																10		
	91 Mali Mission	1								2												19	144			171		
	92 Senegal/Mauritania Mission	1								2																6		
	Totals	3						8		12										2		24	5	38				
	93 WEST-CENTRAL AFRICA DIV.	84		275		3		712		22			10								304	252	47		1,854			
	94 Cameroon Union Mission	129		130		61		90		62										23	43	243	294	7	1,128	103		
	95 Central African Union Mission	29		17		8		17		20										34		35	3		187	32	3	
	96 Eastern Nigeria Union Conf.	274		173		27		299		68			28							113		500	176	21	1,469	38		
	97 Eastern Sahel Union Mission	57						52		13			5													853	81	
	98 Northern Ghana Union Conf.	231		3		16		59		69										23		9	10	12	438			
	99 Northern Nigeria Union Conf.	93						213		24										141					124	673	29	
	100 Southern Ghana Union Conf.	219						85		11										26		5	4	15	1	471	64	
	101 West African Union Mission	41		47		26		33		2										12		19	8		246			
	102 Western Nigeria Union Conf.	133		242		10		25		29										8		163	156	53	908	41		
	103 Western Sahel Union Mission	18						8		12										2		52	149	3	260			
	DIVISION TOTALS	1,308	5	887	36	147		1,593	13	433	99	43	2	256	3	23				714	49	1,054	1,063	567	8,487	388	3	
	<b>ATTACHED TO THE GENERAL CONFERENCE</b>																											
	1 CHINESE UNION MISSION	16		15		8		55		3										92		1,543	44	185	1,969		7	
	2 China	148		21																4,677					4,846			
	3 Hong Kong-Macao Conference	13		2		37		21		16										9		319			438			
	Totals	177		24		52		76		19										4,778		1,862	44	185	7,253		7	
	1 MIDDLE EAST & NORTH AFRICA UN MISSION	10		1		5		24		8												59	9		122			
	2 East Mediterranean Region	5		3		4		4		2											1	28	10		58			
	3 Egypt-Sudan Field	12		8		1		16		5										13		25			80			
	4 Gulf Field	10						4		1										6		2			28			
	5 North Africa Region	5						1		1												24	2		34			
	6 West Asia Field	7						1		3												17			38			
	Totals	49	2	1		16	1	10		47	14	19	1							20		6	153	21		360		





# **Chapter 6 - Institutions**

SECTION I—EDUCATIONAL INSTITUTIONS AND PRIMARY SCHOOLS

Table 28

Division and Institution	Category (SDA Year-book 2024 ed. p.495)	Enrollment and Graduates			Teachers and Other Employees			Division and Institution	Category (SDA Year-book 2024 ed. p.495)	Enrollment and Graduates			Teachers and Other Employees		
		SDA Enrollment	Total Enrollment	Graduates	SDA Teachers	Total Teachers	Other Employees			SDA Enrollment	Total Enrollment	Graduates	SDA Teachers	Total Teachers	Other Employees
PART 1—Tertiary Institutions							NORTH AMERICAN DIVISION (CONT'D)								
<i>Parenthesized figures after "Totals" represent the number of tertiary institutions in the divisions.</i>							<i>Parenthesized figures after "Totals" represent the number of tertiary institutions in the divisions.</i>								
<b>EAST-CENTRAL AFRICA DIVISION</b>							<b>MID-AMERICA UNION CONFERENCE</b>								
East Kenya Union Conference							Union College . . . . . G								
Adv Univ of Africa* . . . . . G							418 672 195 69 106 140								
Eastern Ethiopia Union Mission							<b>NORTH PACIFIC UNION CONFERENCE</b>								
Ethiopia Adventist College . . . . . C							Walla Walla University . . . . . G								
North East Congo Union Mission							814 1,162 427 125 172 202								
Adventist Univ of Lukanga . . . . . C							Loma Linda University* . . . . . G								
Northern Tanzania Union Conf							369 676 212 101 119 137								
The University of Arusha . . . . . G							<b>SOUTHERN UNION CONFERENCE</b>								
Rwanda Union Mission							AdventHealth University . . . . . C								
Adv Univ of Central Africa . . . . . C							Oakwood University . . . . . G								
Uganda Union Mission							Southern Adventist University . . . . . G								
Bugema University . . . . . G							256 1,692 464 108 298 218								
West Kenya Union Conference							Southwestern Union Conference								
Univ of Eastern Africa Baraton . . . . . G							Southwestern Adventist Univ . . . . . G								
Totals (7) . . . . .							569 862 150 69 97 110								
8,175 13,636 3,192 510 621 663							Totals (13) . . . . .								
10,840 17,957 5,288 2,431 4,717 3,391							<b>NORTHERN ASIA-PACIFIC DIVISION</b>								
<b>EURO-ASIA DIVISION</b>							<b>BANGLADESH UNION MISSION</b>								
West Russian Union Conference							Bangladesh Adv Sem and Coll. . . . . C								
Zaoksky Adventist University . . . . . G							109 109 . . . 18 18 4								
Totals (2) . . . . .							<b>JAPAN UNION CONFERENCE</b>								
279 293 35 18 18 47							Saniku Gakuin College . . . . . C								
29 135 43 46 108 39							<b>KOREAN UNION CONFERENCE</b>								
<b>INTER-AMERICAN DIVISION</b>							Sahmyook Health University . . . . . C								
Caribbean Union Conference							Sahmyook University . . . . . G								
Univ of the Southern Caribbean . . . . . G							205 1,192 416 40 40 . . .								
Chiapas Mexican Union Conf							850 5,445 1,287 197 215 . . .								
Linda Vista University . . . . . G							<b>PAKISTAN UNION SECTION</b>								
Cuban Union Conference							Pakistan Adv Sem and Coll . . . . . C								
Cuba Adv Theological Sem . . . . . C							50 61 30 12 14 1								
Dominican Union Conference							<b>ATTACHED FIELD: TAIWAN CONFERENCE</b>								
Dominican Adventist Univ . . . . . C							Taiwan Adventist College . . . . . C								
Haitian Union Mission							327 337 32 20 28 48								
Adventist University of Haiti . . . . . C							Totals (6) . . . . .								
Jamaica Union Conference							1,570 7,279 1,808 333 423 92								
Northern Caribbean Univ . . . . . G							<b>SOUTH AMERICAN DIVISION</b>								
North Colombian Union Conf							<b>ARGENTINA UNION CONFERENCE</b>								
Colombia Adventist Univ Corp . . . . . C							Misiones Adventist College . . . . . C								
North Mexican Union Conference							River Plate Adventist Univ . . . . . G								
Montemorelos University . . . . . G							2,093 2,674 303 517 784 27								
Navojoa University . . . . . C							<b>BOLIVIA UNION MISSION</b>								
Puerto Rican Union Conference							Bolivia Adventist University . . . . . G								
Antillean Adventist University . . . . . G							107 295 148 44 44 27								
Inter-American Adv Theol Sem . . . . . G							<b>CENTRAL BRAZIL UNION CONFERENCE</b>								
South Central American Un Miss							Brazil Adventist University								
Central American Adv Univ . . . . . C							Campus Engenheiro Coelho . . . . . G								
West Venezuela Union Mission							Campus Hortolandia . . . . . G								
Venezuela Adventist Univ Inst . . . . . C							258 1,572 261 87 120 177								
Totals (13) . . . . .							Campus Sao Paulo . . . . . G								
11,520 19,590 2,864 1,212 1,427 1,590							Distance Learning . . . . . G								
1,229 2,524 191 71 78 90							Latin-American Adv Theol Sem . . . . . G								
63 63 69 9 9 2							Chile Union Mission								
634 865 208 90 111 137							Chile Adventist University . . . . . G								
60 60 11 7 7 24							154 617 463 135 143 292								
60 60 11 7 7 24							<b>EAST BRAZIL UNION MISSION</b>								
60 60 11 7 7 24							Bahia Adventist College . . . . . G								
60 60 11 7 7 24							1,393 1,782 352 1,393 1,782 5								
60 60 11 7 7 24							<b>Ecuador Union Mission</b>								
60 60 11 7 7 24							Ecuador Adv Tech High Inst . . . . . C								
60 60 11 7 7 24							50 124 43 26 31 4								
60 60 11 7 7 24							<b>North Brazil Union Mission</b>								
60 60 11 7 7 24							Amazonia Adventist College . . . . . C								
60 60 11 7 7 24							408 581 4 23 24 5								
60 60 11 7 7 24							<b>North Peru Union Mission</b>								
60 60 11 7 7 24							Peruvian Union Univ (Lima) . . . . . G								
60 60 11 7 7 24							2,571 4,486 1,021 275 516 538								
60 60 11 7 7 24							Juliaca Campus . . . . . G								
60 60 11 7 7 24							1,356 5,575 445 242 425 100								
60 60 11 7 7 24							Tarapoto Campus . . . . . G								
60 60 11 7 7 24							725 2,304 293 117 225 96								
60 60 11 7 7 24							<b>Paraguay Union of Churches Miss</b>								
60 60 11 7 7 24							Paraguay Adventist University . . . . . C								
60 60 11 7 7 24							. . . . .								
60 60 11 7 7 24							<b>South Brazil Union Conference</b>								
60 60 11 7 7 24							Parana Adventist College . . . . . C								
60 60 11 7 7 24							521 710 4 56 70 39								
60 60 11 7 7 24							<b>Southeast Brazil Union Conf</b>								
60 60 11 7 7 24							Minas Gerais Adventist Coll . . . . . C								
60 60 11 7 7 24							153 260 8 18 23 25								
60 60 11 7 7 24							Totals (18) . . . . .								
60 60 11 7 7 24							13,228 29,273 4,623 3,476 4,836 2,267								
60 60 11 7 7 24							<b>SOUTH PACIFIC DIVISION</b>								
60 60 11 7 7 24							<b>Australian Union Conference</b>								
60 60 11 7 7 24							Avondale University . . . . . G								
60 60 11 7 7 24							551 1,043 243 50 75 99								
60 60 11 7 7 24							<b>Papua New Guinea Union Mission</b>								
60 60 11 7 7 24							Pacific Adventist University . . . . . G								
60 60 11 7 7 24							1,038 1,547 301 50 50 203								
60 60 11 7 7 24							Sonoma Adventist College . . . . . C								
60 60 11 7 7 24							590 758 186 35 35 35								
60 60 11 7 7 24							<b>Trans Pacific Union Mission</b>								
60 60 11 7 7 24							Fulton Adventist Univ Coll . . . . . C								
60 60 11 7 7 24							878 1,035 179 22 25 24								
60 60 11 7 7 24							Totals (4) . . . . .								
60 60 11 7 7 24							3,057 4,383 909 157 185 361								
<b>NORTH AMERICAN DIVISION</b>							<b>CANADA, SDA CHURCH IN</b>								
Canada, SDA Church in							Burman University . . . . . C								
Burman University . . . . . C							219 280 85 37 44 60								
Columbia Union Conference							Kettering College . . . . . C								
Kettering College . . . . . C							109 807 245 25 86 60								
Washington Adventist Univ . . . . . G							137 588 171 127 216 86								
Lake Union Conference							Andrews University* . . . . . G								
Andrews University* . . . . . G							2,742 3,156 688 209 217 468								

Division and Institution	Category (SDA Year-book 2024 ed. p.495)	Enrollment and Graduates			Teachers and Other Employees		
		SDA Enrollment	Total Enrollment	Graduates	SDA Teachers	Total Teachers	Other Employees
<b>PART 1—Tertiary Institutions (Cont'd)</b>							
<b>SOUTHERN AFRICA-INDIAN OCEAN DIVISION</b>							
Indian Ocean Union Conference							
Adventist University Zurich. . . . .	C	56	86	96	7	8	2
Malawi Union Conference							
Malawi Adventist University. . . . .	C	865	1,788	579	60	79	79
Mozambique Union Mission							
Adventist Univ of Mozambique. . . . .	C	78	528	97	14	63	37
Southern Africa Union Conference							
Helderberg Coll of Higher Ed. . . . .	C	131	267	43	44	51	44
Southern Zambia Union Conf							
Rusangu University. . . . .	C	2,364	3,203	472	57	68	111
Zimbabwe West Union Conference							
Solusi University. . . . .	G	575	832	295	79	98	109
<b>Totals (6).</b> . . . . .		<b>4,069</b>	<b>6,704</b>	<b>1,582</b>	<b>261</b>	<b>367</b>	<b>382</b>
<b>SOUTHERN ASIA DIVISION</b>							
East-Central India Union Section							
Flaix Adventist College (2021) . . . . .	C	98	104	20	13	17	9
Northeast India Union Section							
North-East Adv Univ (2021) . . . . .	C	146	296	28	30	50	8
Northern India Union Section							
Roorkee Adventist Coll (2021) . . . . .	C	39	258	81	17	22	9
South-Central India Union Section							
Lowry Adventist Coll (2021) . . . . .	C	227	594	171	30	47	9
Southeast India Union Section							
Vellore Adv Coll of Ed (2021) . . . . .	C	61	165	93	1	7	6
Western India Union Section							
METAS Adv Coll (Surat) (2021) . . . . .	C	24	1,008	359	19	37	24
Spicer Adventist Univ (2021) . . . . .	G	154	202	63	56	75	47
<b>Totals (7).</b> . . . . .		<b>749</b>	<b>2,627</b>	<b>815</b>	<b>166</b>	<b>255</b>	<b>112</b>
<b>SOUTHERN ASIA-PACIFIC DIVISION</b>							
Central Philippine Union Conf							
Central Philippine Adv College. . . . .	C	1,152	1,475	257	85	85	56
East Indonesia Union Conference							
Klabat University. . . . .	C	1,827	3,162	462	129	130	82
Myanmar Union Mission							
Myanmar Union Adv Sem. . . . .	C	619	644	77	40	40	19
North Philippine Union Conference							
Adv Intl Inst of Advanced Stud*. . . . .	G	549	571	571	59	59	82
Adv Univ of the Philippines. . . . .	G	2,284	3,268	579	275	297	264
Manila Adventist College. . . . .	C	637	885	166	64	88	29
Naga View Adventist College. . . . .	C	206	211	21	23	23	7
Northern Luzon Adventist Coll. . . . .	G	298	880	121	42	42	33
Southeastern Asia Union Mission							
Asia-Pacific International Univ. . . . .	G	552	1,035	229	71	97	67
Southeastern Philippine Un Miss							
South Philippine Adv Coll. . . . .	C	902	958	151	24	24	42
Southwestern Philippine Un Conf							
Adv Medical Center Coll. . . . .	C	279	1,154	238	73	88	43
Mountain View College. . . . .	C	1,341	1,373	306	87	88	109
West Indonesia Union Mission							
Indonesia Adventist University. . . . .	C	1,235	1,377	572	37	37	40
Surya Nusantara Adv Coll. . . . .	C	478	478	...	23	23	10
<b>Totals (14).</b> . . . . .		<b>12,359</b>	<b>17,471</b>	<b>3,750</b>	<b>1,032</b>	<b>1,121</b>	<b>883</b>
<b>TRANS-EUROPEAN DIVISION</b>							
Adriatic Union Conference							
Adriatic Union College. . . . .	C	25	25	1	3	3	2
British Union Conference							
Newbold Coll of Higher Edu. . . . .	G	117	117	39	9	9	18
Hungarian Union Conference							
Hungarian Adv Theol Coll. . . . .	C	53	82	28	29	34	4
Polish Union Conference							
Polish Coll of Theol & Humanities. . . . .	C	71	694	142	33	62	17
South-East European Union Conf							
Belgrade Theological Sem. . . . .	C	29	29	4	13	14	6
<b>Totals (5).</b> . . . . .		<b>295</b>	<b>947</b>	<b>214</b>	<b>87</b>	<b>122</b>	<b>47</b>
<b>WEST-CENTRAL AFRICA DIVISION</b>							
Cameroon Union Mission							
Adventist University Cosendai. . . . .	C	795	1,028	97	20	32	23
Southern Ghana Union Conf							
Valley View University. . . . .	G	1,889	4,519	2,356	129	230	272
West African Union Mission							
Adventist Univ of West Africa. . . . .	C	163	998	152	43	50	24
<b>WEST-CENTRAL AFRICA DIVISION (CONT'D)</b>							
Western Nigeria Union Conf							
Babcock University. . . . .	G	804	11,953	2,061	294	530	595
<b>Totals (4).</b> . . . . .		<b>3,651</b>	<b>18,498</b>	<b>4,666</b>	<b>486</b>	<b>842</b>	<b>914</b>
<i>Attached to the General Conference:</i>							
<b>CHINESE UNION MISSION</b>							
Chinese Adventist Seminary. . . . .	C	623	623	61	9	9	27
Hong Kong Adventist College. . . . .	C	13	168	22	9	21	34
<b>Totals (2).</b> . . . . .		<b>636</b>	<b>791</b>	<b>83</b>	<b>18</b>	<b>30</b>	<b>61</b>
<b>MIDDLE EAST AND NORTH AFRICA UN MISS</b>							
Middle East University. . . . .	G	52	146	37	21	22	25
<b>UKRAINIAN UNION CONFERENCE</b>							
Ukrainian Adv Ctr of Higher Edu. . . . .	C	447	782	114	78	142	35
<b>WORLD TOTALS 2023 (107).</b> . . . . .		<b>71,561</b>	<b>141,242</b>	<b>30,188</b>	<b>10,376</b>	<b>15,239</b>	<b>11,007</b>
*General Conference institutions are listed in the division where the home campus is located.							
Note—Dates in parentheses following the entries indicate the year of the most recent report.							
		Enrollment and Graduates			Teachers and Other Employees		
Division and Institution	Schools	SDA Enrollment	Total Enrollment	Graduates	SDA Teachers	Total Teachers	Other Employees
<b>PART 2—Worker Training Institutions</b>							
<b>EAST-CENTRAL AFRICA DIVISION</b>							
East Kenya Union Conf. . . . .	6	110	182	204	37	40	22
Uganda Union Mission. . . . .	3	2,258	3,923	1,228	151	220	250
West Congo Union Mission. . . . .	1	40	55	57	53	93	7
West Kenya Union Conf. . . . .	2	4,167	5,066	173	995	151	173
<b>Totals.</b> . . . . .	<b>12</b>	<b>6,575</b>	<b>9,226</b>	<b>1,662</b>	<b>1,236</b>	<b>504</b>	<b>452</b>
<b>EURO-ASIA DIVISION</b>							
West Russian Union Conf. . . . .	1	38	39	18	2	2	1
<b>INTER-AMERICAN DIVISION</b>							
Belize Union Mission. . . . .	1	52	95	48	7	7	6
<b>INTER-EUROPEAN DIVISION</b>							
Romanian Union Conference. . . . .	3	60	159	83	41	43	9
<b>NORTHERN ASIA-PACIFIC DIVISION</b>							
Bangladesh Union Mission. . . . .	1	200	267	...	11	15	6
Pakistan Union Section. . . . .	1	9	52	18	4	9	...
<b>Totals.</b> . . . . .	<b>2</b>	<b>209</b>	<b>319</b>	<b>18</b>	<b>15</b>	<b>24</b>	<b>6</b>
<b>SOUTH PACIFIC DIVISION</b>							
Australian Union Conference. . . . .	1	30	79	10	3	3	...
Trans Pacific Union Mission. . . . .	1	173	217	43	17	17	5
<b>Totals.</b> . . . . .	<b>2</b>	<b>203</b>	<b>296</b>	<b>53</b>	<b>20</b>	<b>20</b>	<b>5</b>
<b>SOUTHERN AFRICA-INDIAN OCEAN DIVISION</b>							
Botswana Union Conference. . . . .	1	29	218	5	12	25	56
South-Western Angola Un Miss. . . . .	3	29	193	...	19	44	...
Southern Africa Union Conf. . . . .	1	38	136	68	15	18	12
Southern Zambia Union Conf. . . . .	1	254	657	219	16	23	37
<b>Totals.</b> . . . . .	<b>6</b>	<b>350</b>	<b>1,204</b>	<b>292</b>	<b>62</b>	<b>110</b>	<b>105</b>
<b>SOUTHERN ASIA DIVISION</b>							
Southwest India Un Sect (2021). . . . .	1	21	148	37	3	18	15
<b>SOUTHERN ASIA-PACIFIC DIVISION</b>							
East Indonesia Union Conf. . . . .	3	99	224	54	38	43	10
Southeastern Asia Un Miss. . . . .	1	8	58	...	4	4	...
<b>Totals.</b> . . . . .	<b>4</b>	<b>107</b>	<b>282</b>	<b>54</b>	<b>42</b>	<b>47</b>	<b>10</b>
<b>WEST-CENTRAL AFRICA DIVISION</b>							
Cameroon Union Mission. . . . .	4	85	111	101	20	32	9
Northern Ghana Union Conf. . . . .	3	1,099	4,386	...	96	170	127
<b>Totals.</b> . . . . .	<b>7</b>	<b>1,184</b>	<b>4,497</b>	<b>101</b>	<b>116</b>	<b>202</b>	<b>136</b>
<b>WORLD TOTALS 2023.</b> . . . . .	<b>39</b>	<b>8,799</b>	<b>16,265</b>	<b>2,366</b>	<b>1,544</b>	<b>977</b>	<b>745</b>
Notes—Dates in parentheses following the entries indicate the year of the most recent report.							



Division and Institution	Schools	Enrollment and Graduates			Teachers and Other Employees		
		SDA Enrollment	Total Enrollment	Graduates	SDA Teachers	Total Teachers	Other Employees
<b>PART 3—Secondary Schools (Cont'd)</b>							
<b>TRANS-EUROPEAN DIVISION (CONT'D)</b>							
Swedish Un of Churches Conf. . . . .	1	6	18	8	8	9	11
Attached Fields. . . . .	1	3	22	4	2	5	3
Totals. . . . .	25	309	1,433	352	148	286	119
<b>WEST-CENTRAL AFRICA DIVISION</b>							
Cameroon Union Mission. . . . .	21	1,943	9,913	3,942	499	1,440	93
Central African Union Miss. . . . .	21	906	5,909	1,024	110	355	81
Eastern Nigeria Union Conf. . . . .	7	1,422	3,538	285	176	195	193
Eastern Sahel Union Mission. . . . .	10	338	3,688	2,009	106	229	68
Northern Ghana Union Conf. . . . .	31	5,571	21,520	69	298	720	187
Northern Nigeria Un Conf. . . . .	7	574	1,446	145	54	127	13
Southern Ghana Union Conf. . . . .	3	410	1,435	...	36	169	...
West African Union Miss. . . . .	19	836	5,307	1,237	106	325	141
Western Nigeria Union Conf. . . . .	15	1,153	4,848	640	271	452	278
Western Sahel Un Miss. . . . .	9	110	1,690	1,039	75	163	73
Totals. . . . .	143	13,263	59,294	10,390	1,731	4,175	1,127
<i>Attached to the General Conference:</i>							
Chinese Union Mission. . . . .	4	40	1,563	182	47	166	104
Middle East & North Africa Un Miss. . . . .	5	63	611	107	32	62	33
Ukrainian Union Conference. . . . .	15	368	915	43	133	179	63
WORLD TOTALS 2023. . . . .	3,015	220,927	655,956	103,369	26,612	42,000	17,535

*Note—Dates in parentheses following the entries indicate the year of the most recent report.*

Division and Institution	Schools	Enrollment and Graduates		Teachers and Other Employees			
		SDA Enrollment	Total Enrollment	SDA Teachers	Total Teachers	Other Employees	
<b>PART 4—Primary Schools*</b>							
<b>EAST-CENTRAL AFRICA DIVISION</b>							
Burundi Union Mission. . . . .	53	20,062	34,795	257	531	80	
East Congo Union Mission . . . . .	398	12,983	48,244	1,088	1,212	130	
East Kenya Union Conf. . . . .	109	3,256	7,334	313	452	216	
Eastern Ethiopia Union Miss. . . . .	43	1,993	14,923	214	425	162	
North East Congo Union Miss. . . . .	1,184	140,128	279,674	6,288	7,603	905	
Northern Tanzania Un Conf. . . . .	17	2,429	4,240	182	216	363	
Rwanda Union Mission. . . . .	71	21,219	56,250	576	1,479	290	
South Sudan Union Mission. . . . .	55	3,571	9,759	278	418	79	
Southern Tanzania Un Miss. . . . .	8	1,260	3,355	139	158	145	
Uganda Union Mission. . . . .	264	28,207	70,265	969	2,099	381	
West Congo Union Mission. . . . .	482	35,645	103,017	2,235	2,989	37	
West Kenya Union Conf. . . . .	27	4,999	6,716	337	343	229	
Western Ethiopia Union Miss. . . . .	12	1,518	5,194	92	125	50	
Totals. . . . .	2,723	277,270	643,766	12,968	18,050	3,067	
<b>EURO-ASIA DIVISION</b>							
Caucasus Union Mission. . . . .	2	8	233	8	30	18	
East Russian Union Mission . . . . .	6	18	90	22	30	4	
Far Eastern Un of Churches Miss. . . . .	2	5	19	7	7	3	
Moldova Un of Churches Conf. . . . .	2	16	113	1	8	8	
Southern Union Mission. . . . .	2	22	421	6	15	...	
West Russian Union Conf. . . . .	12	147	407	49	65	12	
Attached Field - Crimea Miss. . . . .	1	4	18	4	4	2	
Totals. . . . .	27	220	1,301	97	159	47	
<b>INTER-AMERICAN DIVISION</b>							
Atlantic Caribbean Un Miss. . . . .	3	164	357	26	26	3	
Belize Union Mission. . . . .	20	682	3,853	206	208	32	
Caribbean Union Conf. . . . .	39	3,245	6,631	397	417	181	
Central Mexican Union Miss. . . . .	5	230	466	45	48	13	
Chiapas Mexican Union Conf. . . . .	29	2,080	4,067	214	214	60	
Dominican Union Conf. . . . .	51	1,655	7,587	330	422	198	
Dutch Caribbean Union Miss. . . . .	4	237	653	33	41	18	
East Venezuela Union Miss. . . . .	14	513	2,267	125	145	82	
El Salvador Union Mission. . . . .	25	959	3,479	163	166	37	
French Antilles-Guiana Un Conf. . . . .	9	671	1,973	83	84	75	
Guatemala Union Mission . . . . .	30	1,288	4,006	221	230	69	
Haitian Union Mission . . . . .	1	112	201	11	11	3	
Honduras Union Mission . . . . .	26	671	2,761	158	211	40	
Inter-Oceanic Mexican Un Conf. . . . .	43	2,385	5,006	334	349	66	

Division and Institution	Schools	Enrollment and Graduates		Teachers and Other Employees			
		SDA Enrollment	Total Enrollment	SDA Teachers	Total Teachers	Other Employees	
<b>INTER-AMERICAN DIVISION (CONT'D)</b>							
Jamaica Union Conference. . . . .	19	1,367	3,775	185	208	101	
North Colombian Union Conf. . . . .	22	1,031	3,677	176	184	36	
North Mexican Union Conf. . . . .	35	1,562	2,933	237	238	168	
Panama Union Mission . . . . .	26	875	3,056	240	250	79	
Puerto Rican Union Conf. . . . .	15	416	1,435	104	110	59	
South Central American Un Miss. . . . .	30	1,073	4,292	257	264	102	
South Colombian Union Conf. . . . .	20	656	2,442	132	135	27	
Southeast Mexican Un Miss. . . . .	14	1,493	2,923	164	164	60	
West Venezuela Union Miss. . . . .	24	675	4,209	253	270	30	
Totals. . . . .	504	24,040	72,049	4,094	4,395	1,539	
<b>INTER-EUROPEAN DIVISION</b>							
Austrian Un of Churches Conf. . . . .	7	76	136	20	20	4	
Czecho-Slovakian Union Conf. . . . .	1	29	230	10	25	7	
Franco-Belgian Union Conf. . . . .	1	65	122	8	9	14	
North German Union Conf. . . . .	2	1	106	4	9	8	
Portuguese Un of Churches Conf. . . . .	5	88	306	19	26	25	
Romanian Union Conference . . . . .	49	1,180	4,002	327	476	212	
South German Union Conf. . . . .	10	126	295	87	89	6	
Spanish Un of Churches Conf. . . . .	4	430	927	56	74	11	
Swiss Union Conference. . . . .	4	40	54	11	12	4	
Totals. . . . .	83	2,035	6,178	542	740	291	
<b>NORTH AMERICAN DIVISION</b>							
Atlantic Union Conference. . . . .	49	82	2,412	211	211	285	
Canada, SDA Church in . . . . .	36	343	3,077	228	232	81	
Columbia Union Conference. . . . .	66	332	4,380	322	322	526	
Lake Union Conference. . . . .	62	206	2,045	189	189	291	
Mid-America Union Conf. . . . .	60	131	1,565	150	150	178	
North Pacific Union Conf. . . . .	93	361	5,024	382	390	434	
Pacific Union Conference. . . . .	103	370	7,191	512	512	668	
Southern Union Conference . . . . .	143	665	9,241	750	750	1,177	
Southwestern Union Conf. . . . .	55	322	2,438	226	226	246	
Attached Field . . . . .	10	10	1,422	74	74	59	
Totals. . . . .	677	2,822	38,795	3,044	3,056	3,945	
<b>NORTHERN ASIA-PACIFIC DIVISION</b>							
Bangladesh Union Mission . . . . .	153	123	2,386	119	144	18	
Japan Union Conference. . . . .	10	96	481	86	95	30	
Korean Union Conference. . . . .	10	947	4,325	123	166	27	
Pakistan Union Section. . . . .	9	320	1,136	33	54	7	
Attached Fields . . . . .	4	64	395	26	40	23	
Totals. . . . .	186	1,550	8,723	387	499	105	
<b>SOUTH AMERICAN DIVISION</b>							
Argentina Union Conference. . . . .	65	4,329	14,663	884	1,106	76	
Bolivia Union Mission. . . . .	35	4,685	11,252	479	552	6	
Central Brazil Union Conf. . . . .	89	15,481	76,161	2,799	3,059	661	
Chile Union Mission. . . . .	42	4,654	18,159	721	927	173	
East Brazil Union Mission . . . . .	30	3,559	14,102	616	722	422	
Ecuador Union Mission. . . . .	17	1,447	3,913	159	212	3	
North Brazil Union Mission . . . . .	37	3,738	17,720	654	814	316	
North Peru Union Mission . . . . .	34	3,423	7,177	312	425	7	
Northeast Brazil Union Miss. . . . .	15	2,401	7,779	339	442	300	
Northwest Brazil Union Miss. . . . .	23	2,749	13,496	392	509	124	
Paraguay Un of Churches Miss. . . . .	9	655	2,486	89	288	35	
South Brazil Union Conf. . . . .	80	9,893	51,526	2,029	2,314	528	
South Peru Union Mission. . . . .	55	4,565	8,675	476	547	60	
Southeast Brazil Union Conf. . . . .	40	6,241	21,543	1,034	1,223	645	
Uruguay Un of Churches Miss. . . . .	6	117	500	40	67	22	
West Central Brazil Un Miss. . . . .	37	6,320	27,315	948	1,281	1,109	
Totals. . . . .	614	74,257	296,467	11,971	14,488	4,487	
<b>SOUTH PACIFIC DIVISION</b>							
Australian Union Conference. . . . .	42	2,141	9,029	417	613	169	
New Zealand Pacific Un Conf. . . . .	18	1,000	1,726	80	104	39	
Papua New Guinea Un Miss. . . . .	146	20,780	29,054	914	1,040	37	
Trans Pacific Union Mission . . . . .	136	12,174	18,254	853	881	38	
Totals. . . . .	342	36,095	58,063	2,264	2,638	283	
<b>SOUTHERN AFRICA-INDIAN OCEAN DIVISION</b>							
Botswana Union Conference. . . . .	2	197	684	52	55	31	
Indian Ocean Union Conf. . . . .	83	2,683	12,392	425	450	54	
Malawi Union Conference . . . . .	9	2,633	3,889	77	90	...	
Mozambique Union Mission. . . . .	7	824	3,913	105	120	123	
North-Eastern Angola Un Miss. . . . .	30	5,833	15,750	347	593	307	
South-Western Angola Un Miss. . . . .	12	1,810	4,443	106	177	94	
Northern Zambia Un Conf. . . . .	8	1,573	3,851	50	101	28	
Southern Africa Union Conf. . . . .	27	1,298	5,307	215	269	95	

Division and Institution	Schools	Enrollment and Graduates		Teachers and Other Employees			Division and Institution	Schools	Enrollment and Graduates		Teachers and Other Employees		
		SDA Enrollment	Total Enrollment	SDA Teachers	Total Teachers	Other Employees			SDA Enrollment	Total Enrollment	SDA Teachers	Total Teachers	Other Employees
<b>PART 4—Primary Schools* (Cont'd)</b>							<b>TRANS-EUROPEAN DIVISION</b>						
<b>SOUTHERN AFRICA-INDIAN OCEAN DIVISION (CONT'D)</b>							Adriatic Union Conference . . . . .						
Southern Zambia Union Conf . . . . .	18	5,941	12,106	198	312	84	British Union Conference . . . . .	7	179	459	23	58	39
Zimbabwe Central Union Conf. . . . .	27	5,641	15,774	235	496	76	Danish Un of Churches Conf . . . . .	5	35	263	15	29	4
Zimbabwe East Union Conf . . . . .	36	4,430	19,615	228	521	84	Finland Un of Churches Conf . . . . .	4	68	324	15	35	12
Zimbabwe West Union Conf . . . . .	39	3,911	15,575	268	504	90	Hungarian Union Conf. . . . .	1	4	135	1	15	4
Attached Field . . . . .	3	15	98	6	6	...	Norwegian Union Conf. . . . .	11	98	407	52	91	25
Totals . . . . .	301	36,789	113,397	2,312	3,694	1,066	Polish Union Conference . . . . .	1	18	26	9	15	5
<b>SOUTHERN ASIA DIVISION</b>							Swedish Un of Churches Conf. . . . .						
East-Central India Un Sect (2021) . . . . .	12	157	512	13	29	7	Attached Fields . . . . .	1	8	49	2	5	3
Northeast India Un Sect (2021) . . . . .	7	498	2,706	99	121	29	Totals . . . . .	32	458	1,949	133	275	114
Northern India Un Sect (2021) . . . . .	32	646	3,846	145	290	69	<b>WEST-CENTRAL AFRICA DIVISION</b>						
South-Central India Un Sect (2021) . . . . .	4	1	526	20	30	18	Cameroon Union Mission . . . . .	43	2,286	6,389	225	303	59
Southeast India Un Sect (2021) . . . . .	21	161	3,254	89	245	88	Central African Union Mission . . . . .	41	1,071	7,665	145	276	69
Southwest India Un Sect (2021) . . . . .	10	123	1,632	42	111	31	Eastern Nigeria Un Conf (2019) . . . . .	102	4,533	11,717	453	769	198
Western India Un Sect (2021) . . . . .	1	...	60	5	6	1	Eastern Sahel Union Mission . . . . .	34	448	4,580	121	159	38
Totals . . . . .	87	1,586	12,536	413	832	243	Northern Ghana Union Conf . . . . .	436	14,362	78,082	1,212	3,741	370
<b>SOUTHERN ASIA-PACIFIC DIVISION</b>							Northern Nigeria Union Conf. . . . .						
Central Philippine Union Conf . . . . .	80	3,059	8,163	434	439	68	Southern Ghana Union Conf. . . . .	210	10,284	55,272	858	2,880	8
East Indonesia Union Conf . . . . .	92	3,799	9,808	645	711	78	West African Union Mission . . . . .	41	643	5,070	163	360	86
Malaysia Union Mission . . . . .	15	934	1,729	119	121	9	Western Nigeria Union Conf . . . . .	30	1,085	3,684	145	274	87
Myanmar Union Mission . . . . .	47	1,591	4,917	287	331	3	Western Sahel Union Mission . . . . .	13	171	2,706	278	168	105
North Philippine Union Conf . . . . .	162	5,455	14,083	799	835	118	Totals . . . . .	995	38,798	182,059	3,884	9,296	1,081
Southeastern Asia Union Miss. . . . .	17	861	5,831	456	532	276	<i>Attached to the General Conference:</i>						
Southeastern Philippine Un Miss. . . . .	36	2,821	6,156	332	332	61	Chinese Union Mission . . . . .	2	28	729	33	78	56
Southwestern Philippine Un Conf. . . . .	54	5,782	14,712	629	632	77	Middle East & North Africa Un Miss. . . . .	6	99	2,077	34	179	51
West Indonesia Union Miss. . . . .	108	4,307	11,749	763	899	40	Ukrainian Union Conference . . . . .	23	264	966	114	152	75
Attached Fields . . . . .	7	80	438	34	44	31	<b>WORLD TOTALS 2023 . . . . .</b>						
Totals . . . . .	618	28,689	77,586	4,498	4,876	761	7,220	525,000	1,516,641	46,788	63,407	17,211	

\*Not included in the institutional totals.  
 Note—Dates in parentheses following the entries indicate the year of the most recent report.

Summary of Educational Institutions and Primary Schools	Institutions and Primary Schools	Enrollment				Graduates				Teachers				Other Employees
		Primary	Secondary	Worker Training	Tertiary	Primary	Secondary	Worker Training	Tertiary	Primary	Secondary	Worker Training	Tertiary	
Tertiary Institutions . . . . .	107	...	...	...	141,242	...	...	...	30,188	...	...	...	15,239	11,007
Worker Training Institutions . . . . .	39	...	...	16,265	...	...	2,366	...	...	...	977	...	...	745
Secondary Schools . . . . .	3,015	...	655,956	...	...	...	103,369	...	...	42,000	...	...	...	17,535
<b>Institutional Totals . . . . .</b>	<b>3,161</b>	...	<b>813,463</b>	...	...	...	<b>135,923</b>	...	...	<b>58,216</b>	...	...	...	<b>29,287</b>
Primary Schools* . . . . .	7,220	1,516,641	...	...	...	...	...	...	...	...	...	...	...	17,211
<b>WORLD TOTALS 2023 . . . . .</b>	<b>10,381</b>	...	<b>2,330,104</b>	...	...	...	<b>135,923</b>	...	...	<b>121,623</b>	...	...	...	<b>46,498</b>
<b>WORLD TOTALS 2022 . . . . .</b>	<b>9,836</b>	...	<b>2,173,886</b>	...	...	...	<b>119,314</b>	...	...	<b>117,115</b>	...	...	...	<b>46,739</b>

\*Not included in the institutional totals.

**SECTION II—HEALTHCARE INSTITUTIONS**

Table 29

Division and Institution	Location	Beds	Average Daily Census (Inpatients)	Admissions (Inpatients)	Outpatient Visits	SDA Employees	Other Employees	Total Employees	Charity Dollars
--------------------------	----------	------	-----------------------------------	-------------------------	-------------------	---------------	-----------------	-----------------	-----------------

US\$

**PART 1—Hospitals and Sanitariums**

Parenthesized figures after "Totals" represent the number of hospitals and sanitariums in the divisions.

**EAST-CENTRAL AFRICA DIVISION**

<b>East Congo Union Mission</b>									
Lubumbashi Surgical Clinic . . . . .	Lubumbashi, Dem Rep of the Congo . . . . .	25	...	336	4,475	31	1	32	1,172
Songa Adventist Hospital . . . . .	D/S Kamina, Dem Rep of the Congo . . . . .	56	...	612	5,202	56	...	56	4,000
<b>East Kenya Union Conference</b>									
Better Living Hospital . . . . .	Nairobi, Kenya . . . . .	28	...	8,106	19	6	...	25	...
Nairobi Adventist Hospital . . . . .	Karura, Nairobi, Kenya . . . . .	28	...	8,106	19	6	...	25	...
Nyanchwa Adventist Mission Hospital . . . . .	Kisii, Kenya . . . . .	150	...	8,200	36,000	79	3	82	340
<b>North East Congo Union Mission</b>									
Katoyi Adventist Hospita . . . . .	KCF, Dem Rep of the Congo . . . . .	70	...	1,524	4,178	9	5	14	...
<b>Northern Tanzania Union Conference</b>									
Heri Adventist Hospital . . . . .	Kigoma, United Republic of Tanzania . . . . .	100	...	2,057	5,691	84	13	97	13,500
Mwanza Adventist Medical Centre . . . . .	Mwanza, Tanzania . . . . .	25	...	5,669	23,915	62	17	89	14,126
<b>Rwanda Union Mission</b>									
Mugonero Hospital . . . . .	Kibuye, Rwanda . . . . .	101	...	5,051	13,864	66	68	134	900

Division and Institution	Location	Beds	Average Daily Census (Inpatients)	Admissions (Inpatients)	Outpatient Visits	SDA Employees	Other Employees	Total Employees	Charity Dollars
US\$									
PART 1—Hospitals and Sanitariums (Cont'd)									
EAST-CENTRAL AFRICA DIVISION (CONT'D)									
Uganda Union Mission									
Ishaka Adventist Hospital	Bushenyi, Uganda	120	...	5,867	18,036	215	98	313	20,000
West Congo Union Mission									
Kinshasa Adventist Health Centre	Kinshasa II, Dem Rep of the Congo	20	...	5	2,197	14	2	16	...
Hospital de Lulengele	Lulengele, Dem Rep of the Congo	25	...	2	1,500	17	2	19	...
West Kenya Union Conference									
Baraton Jeremic Community Medical Centre	Eldoret, Kenya	55	...	755	8,230	15	7	22	...
Kendu Adventist Hospital	Kendu Bay, Kenya	170	...	7,356	21,666	195	10	205	...
Western Ethiopian Union Mission									
Gimbie Hospital	Gimbie, West Wollega, Ethiopia	76	...	3,290	14,094	47	13	175	26,280
Totals (15)		1,049	...	56,936	159,086	902	239	1,304	80,318
INTER-AMERICAN DIVISION									
Belize Union Mission									
La Loma Luz Adventist Hospital	Cayo, Belize	10	1	294	6,004	26	16	42	...
Caribbean Union Conference									
Community Hospital of Seventh-day Adv	Port of Spain, Trinidad	23	2	177	3,291	55	66	121	...
Davis Memorial Clinic and Hospital	Georgetown, Guyana	40	6	342	5,241	33	16	49	1,087
Central Mexican Union Mission									
ACFE Adventist Medical Center	Mexico City, Mexico	...	...	...	...	...	...	...	...
Dominican Union Conference									
Vista del Jardin Adventist Medical Center	Santo Domingo, Dominican Republic	62	3	8,492	405,033	364	24	388	53,005
Dutch Caribbean Union Mission									
Antilles Adventist Hospital	Willemstad, Curacao	100	5	6,794	48,907	49	176	225	...
Haitian Union Mission									
Adventist Hospital of Haiti	Port-au-Prince, Haiti	70	42	2,308	22,304	117	65	242	400,456
Honduras Union Mission									
Valley of the Angels Hospital	Tegucigalpa, Honduras	40	33	343	800	6	103	109	54,109
Jamaica Union Conference									
Andrews Memorial Hospital	Kingston, Jamaica	60	22	2,697	20,278	188	277	465	40,000
North Mexican Union Conference									
La Carlota Hospital (Montemorelos Univ Hosp)	Montemorelos, Mexico	17	5	1,917	54,670	71	261	332	104,306
Puerto Rican Union Conference									
Bella Vista Hospital	Mayaguez, Puerto Rico	155	58	3,894	58,196	132	414	546	...
South Central American Union Mission									
Nicaragua Adventist Hospital	Esteli, Nicaragua	10	2	1,860	8,496	10	24	34	37,703
Southeast Mexican Union Mission									
Southeast Hospital	Villahermosa, Tabasco, Mexico	35	23	1,986	6,223	195	19	214	35,414
West Venezuela Union Mission									
Venezuela Adventist Hospital	Barquisimeto, Venezuela	8	1	78	5,733	31	18	49	8,750
Totals (14)		630	203	31,182	645,176	1,277	1,479	2,816	734,831
INTER-EUROPEAN DIVISION									
North German Union Conference									
Berlin Hospital (Krankenhaus Waldfriede)	Berlin, Germany	210	158	13,100	110,000	38	599	637	56,000
Psychosomatic Privatclinic	Berlin, Germany	16	14	255	780	2	14	16	...
Swiss Union Conference									
La Ligniere Clinic (Lake Geneva Sanitarium)	Gland, Switzerland	94	88	1,449	1,959	36	141	177	...
Totals (3)		320	260	14,804	112,739	76	754	830	56,000
NORTH AMERICAN DIVISION									
Columbia Union Conference									
Adv HealthCare Fort Washington Medical Ctr	Fort Washington, Maryland, USA	36	25	1,916	23,403	30	271	301	656,876
Adv HealthCare Rehabilitation (2 campuses)	Rockville, Maryland, USA	97	87	2,161	68,693	45	453	498	212,231
Adv HealthCare Shady Grove Med Ctr (2 camp)	Rockville, Maryland, USA	361	254	16,895	122,183	186	2,051	2,237	14,763,504
Adv HealthCare White Oak Medical Center	Silver Spring, Maryland, USA	226	154	10,008	42,088	237	1,045	1,282	10,631,086
Kettering Behavioral Medical Center	Dayton, Ohio, USA	60	26	2,074	N/A	7	203	210	...
Kettering Health Dayton	Dayton, Ohio, USA	289	159	10,434	371,673	50	1,203	1,699	...
Kettering Health Greene Memorial	Xenia, Ohio, USA	41	7	649	129,547	5	237	242	3,710,350
Kettering Health Hamilton	Hamilton, Ohio, USA	220	...	6,358	118,190	10	978	988	...
Kettering Health Main Campus	Kettering, Ohio, USA	493	340	22,608	327,592	260	3,159	3,419	...
Kettering Health Miamisburg	Miamisburg, Ohio, USA	164	57	5,513	146,275	51	789	840	...
Kettering Health Troy Hospital	Troy, Ohio, USA	28	...	1,859	65,466	9	280	289	...
Kettering Health Washington Township	Dayton, Ohio, USA	128	44	6,116	163,692	26	663	689	...
Soin Medical Center	Beavercreek, Ohio, USA	206	132	9,577	164,214	43	1,255	1,298	24,185,293
Lake Union Conference									
AdventHealth Durand	Durand, Wisconsin, USA	25	...	139	20,475	...	98	98	...
Adventist Bolingbrook Hospital	Bolingbrook, Illinois, USA	138	75	6,131	150,859	11	878	889	5,158,980
Adventist GlenOaks Hospital	Glendale Heights, Illinois, USA	125	74	4,686	42,159	9	628	637	3,732,218
Adventist Hinsdale Hospital	Hinsdale, Illinois, USA	145	125	9,944	201,502	47	2,099	2,146	2,763,082
Adventist La Grange Memorial Hospital	La Grange, Illinois, USA	186	106	7,344	83,104	11	910	921	2,636,068
Mid-America Union Conference									
AdventHealth Ottawa	Ottawa, Kansas, USA	21	9	1,154	81,687	2	309	311	1,577,168
AdventHealth Shawnee Mission	Shawnee Mission, Kansas, USA	409	206	17,439	617,298	90	3,169	3,259	17,411,436
AdventistHealth South Overland Park	Overland Park, Kansas, USA	41	16	1,962	21,575	5	272	277	1,147,186
Avista Adventist Hospital	Louisville, Colorado, USA	101	38	4,290	142,027	6	784	790	4,669,672
Castle Rock Adventist Hospital	Castle Rock, Colorado, USA	53	41	4,455	194,719	7	766	773	2,037,303
Littleton Adventist Hospital	Littleton, Colorado, USA	200	113	9,556	337,091	10	1,305	1,315	4,799,592
Parker Adventist Hospital	Parker, Colorado, USA	113	96	7,940	322,645	11	1,247	1,258	5,447,254
Porter Adventist Hospital	Denver, Colorado, USA	227	113	7,802	258,474	24	1,982	2,006	6,918,811

Table with 10 columns: Division and Institution, Location, Beds, Average Daily Census (Inpatients), Admissions (Inpatients), Outpatient Visits, SDA Employees, Other Employees, Total Employees, Charity Dollars. Includes sections for NORTH AMERICAN DIVISION (CONT'D) and NORTHERN ASIA-PACIFIC DIVISION.

US\$

PART 1—Hospitals and Sanitariums (Cont'd)

NORTH AMERICAN DIVISION (CONT'D)

North Pacific Union Conference

Table listing institutions like Adventist Health Columbia George, Adventist Health Portland, and Adventist Health Tillamook with their respective statistics.

Pacific Union Conference

Large table listing numerous institutions across California and other states, including Adventist Health (System), Adventist Health and Rideout, Adventist Health Bakersfield, etc.

Southern Union Conference

Table listing institutions in Florida, Georgia, and other Southern states, including AdventHealth Carrollwood, AdventHealth Conerton, etc.

Southwestern Union Conference

Table listing institutions in Texas, including AdventHealth Central Texas, AdventHealth Rollins Brook, etc.

Totals (98) summary row for the North American Division.

\*General Conference institutions are listed in the division where the main facility is located.

NORTHERN ASIA-PACIFIC DIVISION

Japan Union Conference

Table listing institutions in Japan, including Adventist Medical Center (Japan), Kobe Adventist Hospital, etc.

Korean Union Conference

Table listing institutions in Korea, including Busan Adventist Hospital, Eden Adventist Hospital, etc.

Pakistan Union Section

Table listing Karachi Adventist Hospital in Pakistan.

Attached Field: Himalayan Section

Table listing Scheer Memorial Adventist Hospital in Nepal.

Attached Field: Sri Lanka Mission of SDA

Table listing Lakeside Adventist Hospital in Sri Lanka.

Attached Field: Taiwan Conference

Table listing Taiwan Adventist Hospital in Taiwan.

Totals (11) summary row for the Northern Asia-Pacific Division.



Division and Institution	Location	Beds	Average Daily Census (Inpatients)	Admissions (Inpatients)	Outpatient Visits	SDA Employees	Other Employees	Total Employees	Charity Dollars
US\$									
PART 1—Hospitals and Sanitariums (Cont'd)									
SOUTH AMERICAN DIVISION									
Argentina Union Conference									
Belgrano Adventist Sanitarium	Buenos Aires, Argentina	75	480	18,715	180,297	350	200	550	...
River Plate Sanitarium and Hospital	Libertador San Martin, Argentina	140	720	9,715	210,038	615	50	665	15,616
Central Brazil Union Conference									
Sao Paulo Adventist Hospital	Sao Paulo, Sao Paulo, Brazil	105	380	4,520	58,269	380	435	815	850,920
Chile Union Mission									
Los Angeles Adventist Clinic	Los Angeles, Chile	30	8	2,350	11,962	75	120	195	5,628
Ecuador Union Mission									
Quito Adventist Clinic	Quito, Ecuador	15	5	740	12,692	35	10	45	79,903
North Brazil Union Mission									
Belem Adventist Hospital	Belem, Para, Brazil	240	135	30	10,798	600	955	1,555	55,547,243
Northwest Brazil Union Mission									
Manaus Adventist Hospital	Manaus, Amazonas, Brazil	150	80	8,890	150,736	540	880	1,420	1,217,986
Paraguay Union of Churches Mission									
Asuncion Adventist Sanitarium	Asuncion, Paraguay	35	15	1,870	109	150	125	275	63,148
Hohenau Adventist Sanitarium	Hohenau, Itapua, Paraguay	40	12	1,801	41,552	110	70	180	17,170
South Peru Union Mission									
Ana Stahl Adventist Clinic	Iquitos, Peru	35	12	1,250	39,455	145	120	265	755
Good Hope Clinic	Miraflores, Lima, Peru	140	90	6,250	241,063	50	1,400	1,450	101,532
Juliaca Adventist Clinic	Juliaca, Peru	30	10	2,105	24,448	105	150	255	309,000
Southeast Brazil Union Conference									
Silvestre Adventist Hospital - Itaborai	Rio de Janeiro, Brazil	150	80	4,890	184,993	900	1,015	1,915	4,534,988
Silvestre Adventist Hospital - Itaborai	Itaborai, RJ, Brazil	...	...	...	...	...	...	...	...
West Central Brazil Union Mission									
Penfigo Adventist Hospital	Campo Grande, MS, Brazil	154	85	10,670	47,206	180	485	665	1,820,837
Totals (15)		1,339	2,112	73,796	1,213,618	4,235	6,015	10,250	64,564,726
SOUTH PACIFIC DIVISION									
Australian Union Conference									
Adv Healthcare Limited (Sydney Adv Hosp)	Wahroonga, NSW, Australia	491	391	28,089	126,365	...	2,580	2,580	...
Adv Healthcare Limited (Sydney Adv Hosp)	Hornsby, NSW, Australia	16	14	2,843	...	1	38	39	...
Trans Pacific Union Mission									
Atoifi Adventist Hospital	Honiara, Solomon Islands	...	...	...	...	...	...	...	...
Totals (3)		507	405	30,932	126,365	1	2,618	2,619	...
SOUTHERN AFRICA-INDIAN OCEAN DIVISION									
Botswana Union Conference									
Kanye Seventh-day Adventist Hospital	Kanye, Botswana	167	65	4,577	55,613	44	340	384	...
Indian Ocean Union Conference									
Andapa Adventist Hospital	Andapa, Sahamazava, Madagascar	64	24	1,372	2,725	34	...	34	...
Ankazambo Adventist Hospital	Ankazambo, Madagascar	...	...	...	...	...	...	...	...
Malawi Union Conference									
Adventist Health Centre Lilongwe	Lilongwe, Malawi	15	1	272	19,782	45	14	59	...
Blantyre Adventist Hospital	Blantyre, Malawi	45	57	2,197	63,064	125	65	190	...
Malamulo Hospital	Makwasa, Malawi	224	...	...	39,111	176	51	227	...
Northern Zambia Union Mission									
Chitanda Lumamba Adventist Hospital	Chibumbu, Kitwe, Zambia	20	30	127	2,100	3	19	22	...
South-Western Angola Union Mission									
Bongo Mission Hospital	Huambo, Angola	12	3	...	1,290	29	...	29	...
Southern Africa Union Conference									
Maluti Adventist Hospital	Mapoteng, Lesotho	140	3	4,628	27,382	134	104	238	...
Vista Clinic Psychiatric Hospital	Centurion, South Africa	158	114	3,247	51	5	88	93	...
Southern Zambia Union Conference									
Lusaka Eye Hospital	Lusaka, Zambia	20	5	187	188	29	16	45	...
Mwami Adventist Hospital	Chipata, Zambia	210	...	4,924	22,666	87	130	217	...
Yuka Adventist Hospital	Kalabo, Zambia	120	4	1,403	29,760	44	79	123	...
Totals (13)		1,195	306	22,934	263,732	755	906	1,661	...
SOUTHERN ASIA DIVISION									
East-Central India Union Section									
METAS Giffard Memorial Hospital	Nuzvid, Andhra Pradesh, India	250	33	1,929	10,948	100	57	157	9,885
Northeast India Union Section									
Aizawl Adventist Hospital	Aizawl, Mizoram, India	50	26	2,652	10,685	57	16	73	4,418
Jengjal Sub Divisional Hospital	West Garo Hills, India	4	1	67	10,750	22	1	23	3,000
Gale Adventist Hospital	Falakata, India	38	5	2,720	14,709	48	15	63	20,000
Northern India Union Section									
METAS Adventist Hospital, Ranchi	Ranchi, Jharkhand, India	150	4	1,111	10,002	64	21	85	6,052
Milton Mattison Memorial Hospital	Hapur, Uttar Pradesh, India	20	5	3	7,180	9	13	22	...
Ruby Nelson Memorial Hospital	Jalandhar, Punjab, India	40	26	9,602	16,807	43	4	47	287
Simla Sanitarium and Hospital	Shimla, Himachal Pradesh, India	20	...	143	4,340	5	16	21	100
South-Central India Union Section									
Seventh-day Adventist Medical Centre	Bangalore, Karnataka, India	50	10	34,824	37,593	117	53	170	47,927
Southeast India Union Section									
Thanjavur Adventist Hospital	Thanjavur, Tamil Nadu, India	2	...	31	849	5	3	8	...
Southwest India Union Section									
Ottapalam Seventh-day Adventist Hospital	Ottapalam, Kerala, India	160	26	3,263	36,652	60	92	152	3,908
Western India Union Section									
METAS Adventist Hospital, Surat	Surat, Gujarat, India	300	66	21,802	63,971	149	84	233	216,622
Pune Adventist Hospital	Pune, Maharashtra, India	90	112	6,874	14,228	114	59	173	2,277
Totals (13)		1,174	314	85,021	238,714	793	434	1,227	314,475

Division and Institution	Location	Beds	Average Daily Census (Inpatients)	Admissions (Inpatients)	Outpatient Visits	SDA Employees	Other Employees	Total Employees	Charity Dollars
US\$									
PART 1—Hospitals and Sanitariums (Cont'd)									
SOUTHERN ASIA-PACIFIC DIVISION									
Central Philippine Union Conference									
Adventist Hospital - Calbayog, Inc.	Calbayog City, West Samar, Philippines	28	4	1,159	1,099	49	28	77	8,832
Adventist Hospital - Cebu, Inc.	Cebu City, Philippines	100	37	2,846	16,122	227	52	279	...
Adventist Medical Center - Bacolod	Bacolod City, Philippines	75	62	5,567	56,882	384	186	570	1,992
East Indonesia Union Conference									
Manado Adventist Hospital	Manado, North Sulawesi, Indonesia	163	97	14,027	75,152	304	36	340	2,578
Malaysia Union Mission									
Penang Adventist Hospital	Palau, Pinang, Malaysia	250	137	15,317	285,138	308	952	1,260	2,611,928
North Philippine Union Conference									
Adventist Hospital - Manila	Pasay City, Philippines	150	62	5,005	73,328	522	35	557	...
Adventist Hospital - Palawan	Puerto Princesa City, Philippines	92	62	5,701	57,136	383	191	...	...
Adventist Hospital - Santiago City	Santiago City, Isabela, Philippines	50	48	3,612	95,655	163	50	213	...
Northern Luzon Adventist Hospital	Sison, Pangasinan, Philippines	18	5	1,787	3,326	46	31	78	...
Southeastern Asia Union Mission									
Mission Hospital (Bangkok)	Bangkok, Thailand	104	66	3,830	223,628	35	357	392	...
Mission Hospital Phuket	Phuket, Thailand	85	58	6,758	317,974	15	399	414	...
Southeastern Philippine Union Mission									
Adventist Hospital - Davao, Inc.	Davao City, Philippines	75	36	2,916	35,478	160	50	210	...
Adventist Hospital Tupi	Tupi, South Cotabato	12	5	611	2,232	13	6	19	480
Southwestern Philippine Union Conference									
Adventist Medical Center - Iligan City, Inc.	Iligan City, Philippines	100	77	6,344	27,215	306	76	382	42,763
Adventist Medical Center - Valencia City	Valencia City, Bukidnon, Philippines	75	50	2,989	8,499	236	21	257	14,583
Gingoog Sanitarium and Hospital	Gingoog City, Misamis Oriental, Philippines	35	20	2,674	10,734	107	43	150	...
West Indonesia Union Mission									
Bandar Lampung Adventist Hospital	Bandar Lampung, Sumatra, Indonesia	181	131	19,221	147,905	480	118	598	23,405
Bandung Adventist Hospital	Bandung, West Java, Indonesia	254	129	648	7,580	617	144	761	...
Medan Adventist Hospital	Medan, Sumatra, Indonesia	182	107	11,850	122,247	214	190	404	7,014
Palangka Raya Adventist Hospital	Palangka Raya, Indonesia	...	...	...	...	...	...	...	...
Totals (20)		2,029	1,193	112,862	1,567,330	4,569	2,965	6,961	101,647
TRANS-EUROPEAN DIVISION									
Norwegian Union Conference									
Skogli Health and Rehabilitation Center	Lillehammer, Norway	109	95	90	5	18	66	84	4,000
WEST-CENTRAL AFRICA DIVISION									
Cameroon Union Mission									
Batouri Adventist Hospital	Batouri, Cameroon	35	15	1,886	5,278	17	8	25	910
Buea Seventh-day Adventist Hospital	Buea, Cameroon	19	11	709	4,000	11	20	31	700
Koza Adventist Hospital	Koza, Extreme Nord, Cameroon	93	12	2,352	4,182	42	4	46	5
Central African Union Mission									
Béré Adventist Hospital	Kelo, Chad	104	30	2,728	5,180	22	20	42	...
Brazzaville Adventist Medical	Brazzaville, Congo	7	15	...	345	6	3	9	...
Hospital Adventiste Baraka d'Abougoudam	Abeche, Chad	58	56	8,000	4,000	23	32	55	...
Moundou Hospital	Moundou, Chad	38	40	660	147	13	14	27	...
Eastern Nigeria Union Conference									
SDA Hosp and Motherless Babies' Home	Aba, Nigeria	90	29	1,146	7,892	95	17	112	11,200
Eastern Sahel Union Mission									
Glei Adventist Eye Hospital	Glei, Togo	19	20	1,696	6,911	19	2	21	834
Northern Ghana Union Conference									
Akomaa Memorial Adventist Hospital	Bekwai-Ashanti, Ghana	43	6	2,292	17,410	...	...	204	...
Asamang Seventh-day Adventist Hospital	Agona, Asamang, Ghana	134	14	5,174	54,593	...	...	393	...
Breman Seventh-day Adventist Hospital	Kumasi, Ghana	62	12	4,366	41,016	...	...	289	...
Dominase Adventist Hospital	Bekwai-Ashanti, Ghana	57	14	5,051	44,560	...	...	442	...
Hart Adventist Hospital	Kumasi, Ghana	29	8	3,016	26,150	...	...	200	...
Kwadaso Seventh-day Adventist Hospital	Kwadaso-Kumasi, Ghana	86	17	6,344	76,508	...	...	501	...
Namong Seventh-day Adventist Hospital	Namong, Ghana	64	16	5,939	42,832	...	...	338	...
Obuasi Seventh-day Adventist Hospital	Obuasi-Brahahabome, Ghana	33	8	2,851	28,903	...	...	204	...
Sunyani Seventh-day Adventist Hospital	Sunyani, Ghana	93	12	4,557	60,291	...	...	332	...
Tamale Seventh-day Adventist Hospital	Tamale, Ghana	104	23	8,352	37,173	...	...	364	...
Valley View Adventist Hospital - Techiman	Techiman, Ghana	55	9	3,414	28,272	...	...	267	...
Wiamoase Seventh-day Adventist Hospital	Wiamoase, Ashanti, Ghana	52	8	2,900	22,820	...	...	205	...
Northern Nigeria Union Conference									
Adventist Medical Center	Jos, Nigeria	10	20	602	1,806	6	2	8	...
Jengre Seventh-day Adventist Hospital	Jos, Plateau State, Nigeria	50	38	1,132	10,200	67	1	68	...
Southern Ghana Union Conference									
Asawinso SDA Hospital	Asawinso, Ghana	50	12	4,456	8,257	...	...	80	...
Gbawe Seventh-day Adventist Hospital	Accra, Ghana	44	6	2,049	20,608	...	...	267	...
Kofikrom SDA Hospital	Kofikrom, Ghana	56	9	3,424	10,622	...	...	123	...
Koforidua SDA Hospital	Koforidua, Ghana	70	10	3,627	55,682	...	...	367	...
Nagel Memorial Adventist Hospital	Takoradi, Ghana	42	15	5,322	40,836	...	...	86	...
Valley View University Hospital, Oyibi	Accra, Ghana	28	5	1,941	25,283	...	...	206	...
West African Union Mission									
Seventh-day Adventist Cooper Eye Center	Montserrado, Liberia	20	...	...	191	5	3	8	...
Seventh-day Adventist Cooper Hospital	Montserrado, Liberia	62	15	79	360	20	35	55	...
Waterloo Seventh-day Adventist Hospital	Waterloo, Sierra Leone	50	21	2,380	6,613	34	32	66	4,069
Western Nigeria Union Conference									
Babcock University Teaching Hospital	Ishan-Remo, Ogun State, Nigeria	233	187	6,472	108,865	197	343	540	26,809
Inisa Community Medical Centre	Inisa, Osun State, Nigeria	45	5	283	1,993	3	13	16	...

Division and Institution	Location	Beds	Average Daily Census (Inpatients)	Admissions (Inpatients)	Outpatient Visits	SDA Employees	Other Employees	Total Employees	Charity Dollars
US\$									
PART 1—Hospitals and Sanitariums (Cont'd)									
WEST-CENTRAL AFRICA DIVISION (CONT'D)									
Seventh-day Adventist Hospital Ile-Ife . . . . .	Ile-Ife, Osun State, Nigeria . . . . .	100	46	2,507	30,809	58	83	141	6,000
Totals (35) . . . . .		2,135	764	107,707	840,588	638	632	6,138	50,527
Attached to the General Conference:									
Chinese Union Mission									
Hong Kong Adv Hospital - Stubbs Road. . . . .	Hong Kong SAR . . . . .	148	49	7,346	55,573	46	603	649	228,734
Hong Kong Adventist Hospital - Tsuen Wan. . . . .	Tsuen Wan, Hong Kong SAR . . . . .	306	106	24,810	141,892	57	1,141	1,198	128
Totals (2) . . . . .		454	155	32,156	197,465	103	1,744	1,847	228,862
Ukrainian Union Conference									
Adventist Christian Medical Center. . . . .	Kyiv, Ukraine. . . . .	11	5	82	19,269	60	20	80	416,000
WORLD TOTALS 2023 (244) . . . . .		29,000	18,837	1,628,207	21,442,496	19,780	111,262	163,983	712,015,004

Note—Incomplete reporting.

Division and Union	Units	Beds	Average Daily Census (Inpatients)	Admissions (Inpatients)	SDA Employees	Other Employees	Total Employees	Division and Union	Units	Beds	Average Daily Census (Inpatients)	Admissions (Inpatients)	SDA Employees	Other Employees	Total Employees								
PART 2—Nursing Homes and Retirement Centers								NORTH AMERICAN DIVISION (CONT'D)															
INTER-AMERICAN DIVISION								Pacific Union Conference															
Caribbean Union Conference								Golden Oaks Village. . . . .								1	...	...	...	...	...		
Tabitha Senior Citizens' Home. . . . .	1	1	...	...	...	...	...	Napa Valley Adv Ret Estates . . . . .	1	82	73	...	...	...	18								
INTER-EUROPEAN DIVISION								Southern Union Conference															
Czecho-Slovakian Union Conf								Adventist Care Ctr Courtland. . . . .								1	120	47	200	8	114	122	
Efata Senior Citizen Center . . . . .	1	19	19	5	6	29	35	East Orlando Health & Rehab Ctr. . . . .	1	120	49	241	6	158	164								
Franco-Belgian Union Conference	French Retirement Home. . . . .								1	95	95	35	5	67	72	Florida Living Ret Community . . . . .	1	120	48	176	12	119	131
Italian Union of Churches Conf	Italian Ret & Nursing Home . . . . .								1	98	94	42	46	33	79	Fountain Inn Nursing & Rehab Ctr. . . . .	1	120	50	298	7	149	156
North German Union Conference	Berlin-Steglitz Retirement Home. . . . .								1	54	53	24	4	64	68	Highland Manor. . . . .	1	...	...	...	...	...	...
Berlin-Steglitz Retirement Home. . . . .	1	54	53	24	4	64	68	Lamar Healthcare & Rehab Ctr. . . . .	1	...	...	...	...	...	...								
Friedensau Retirement Home . . . . .	1	122	120	64	93	11	104	Sunbelt Health & Rehab Center . . . . .	1	212	83	130	21	159	180								
Neandertal Retirement Home . . . . .	1	182	170	107	12	106	117	Tri-County Nursing & Rehab Ctr . . . . .	1	120	49	235	6	149	155								
Uelzen Retirement Home. . . . .	1	114	101	31	3	110	113	Zephyr Haven Health & Rehab Ctr. . . . .	1	120	50	120	1	165	166								
Portuguese Un of Churches Conf								Zephyrhills Health & Rehab Ctr . . . . .								1	113	44	248	2	133	135	
Lapi-Funchal . . . . .	1	16	16	3	4	11	18	Southwestern Union Conference															
Lapi-Norte. . . . .	1	52	52	12	10	21	35	Huguley Nursing & Rehab Ctr . . . . .	1	90	21	74	5	64	69								
Lapi-Sul . . . . .	1	76	75	14	9	46	59	The Wolfe Living Ctr at Summit Ridge. . . . .	1	...	...	...	...	...	...								
South German Union Conference								Totals . . . . .								31	2,248	1,288	2,615	118	1,507	1,643	
Odenwald Home for Disabled . . . . .	1	26	99	26	5	15	20	NORTHERN ASIA-PACIFIC DIVISION															
Wittelsbach Retirement Home . . . . .	1	120	116	120	39	81	120	Japan Union Conference															
Spanish Union of Churches Conf								Adventist Elija-Kai . . . . .								1	...	...	...	...	...	...	
Spanish Retirement Home. . . . .	1	70	70	...	22	30	52	Chiba Community Care Center . . . . .	1	...	...	...	1	7	8								
Swiss Union Conference								Hakusan Group Nursing Home . . . . .								1	9	...	...	...	...	...	
La Girarde Ret and Nursing Home. . . . .	1	62	62	7	4	109	113	Higashikurume Saiwaicho Day Ctr Srv. . . . .	1	28	28	...	1	2	3								
Le Flon Retirement Home . . . . .	1	24	24	4	...	26	26	Hikarigaoka Com Care Plaza. . . . .	1	...	28	...	7	37	44								
Oertlimatt Ret and Nursing Home. . . . .	1	54	54	56	16	42	58	Honamanuma Group Nursing Home. . . . .	1	9	9	9	2	3	5								
Totals . . . . .	16	1,184	1,220	550	278	800	1,089	House of Ruth Retirement Center. . . . .	1	19	20	20	2	7	9								
NORTH AMERICAN DIVISION								Mitos Kamishirane Group Nursing Home. . . . .								1	18	...	...	3	17	20	
Atlantic Union Conference								Mitos Tsurugamine Group Nursing Home. . . . .								1	18	...	...	2	18	20	
Adventist Home Inc . . . . .	1	...	...	...	...	...	...	Parousia Kobe . . . . .	1	...	...	...	...	...	...								
Ledgeview Nursing Home . . . . .	1	...	...	...	...	...	...	Rainbow House Group Home. . . . .	1	18	18	...	1	20	21								
Canada, SDA Church in								Shalom-Kobe Arinodai. . . . .								1	36	17	33	...	1	1	
East Park Lodge Inc. . . . .	1	60	65	4	...	...	...	Shalom Higashikurume Nursing Home. . . . .	1	92	87	92	12	36	48								
Heritage Green Nursing Home. . . . .	1	167	158	57	42	218	260	Shalom Minamisawa Day Srv Ctr. . . . .	1	...	...	28	1	4	5								
Heritage Green Ret Home. . . . .	1	21	17	13	4	15	19	Shalom Nursing Home. . . . .	1	120	113	10	13	162	175								
Kingsway Pioneer Home Inc . . . . .	1	80	...	...	2	...	2	Shalom Sakurayama Ret Ctr. . . . .	1	50	...	...	6	8	14								
Park Manor Care Inc . . . . .	1	100	98	182	...	...	...	Shalom Uragamidai Handicapped Fac. . . . .	1	56	51	56	3	86	89								
Rest Haven Lodge. . . . .	1	...	...	...	...	...	...	Shalom Wakaba Life House. . . . .	1	...	...	...	2	37	39								
Sherwood Care . . . . .	2	...	...	189	...	...	...	Shalom Wakaba No 1 Day Srv Ctr. . . . .	1	...	...	...	...	24	24								
Sunnyside Adv Care Centre. . . . .	1	97	96	170	...	...	...	Shalom Nursing Home. . . . .	1	...	...	...	...	...	...								
West Park Manor Personal Care Home Inc. . . . .	1	150	147	232	...	...	...	Shalom Yokohama Nursing Home. . . . .	1	110	...	...	32	104	136								
Columbia Union Conference								Suginamiku Disability Welfare Svc Office. . . . .								1	...	8	20	...	10	10	
Sycamore Glen Health Ctr (Kettering). . . . .	1	100	...	...	...	...	...	Suginamiku Severely Mult HC Chn Day Srv Ctr. . . . .	1	...	4	10	...	5	5								
Sycamore Glen Ret Comm (Kettering). . . . .	1	174	...	...	...	...	...	Korean Union Conference															
Greene Oaks . . . . .	1	...	...	...	...	...	...	Eden Senior Sanitarium Center . . . . .	1	100	93	33	51	10	61								
Mid-America Union Conference								Evergreen Center. . . . .								1	60	40	92	5	...	5	
Overland Park Nursing & Rehab Ctr. . . . .	1	82	19	46	2	64	66	Jindo-Gun Senior San Center. . . . .	1	74	74	...	18	30	48								
Porter Place, Inc. . . . .	...	...	...	...	...	...	...	Sahmyook Senior San Center . . . . .	1	84	79	25	17	39	56								
Totals . . . . .								Sunchang-Gun Senior San Ctr. . . . .								1	60	58	22	9	28	37	
								Yoojawn: Sah Senior San Ctr. . . . .								1	122	118	43	19	57	76	
								Totals . . . . .								29	1,083	845	493	207	752	959	

Division and Union	Units	Beds	Average Daily Census (In-patients)	Admissions (In-patients)	SDA Employees	Other Employees	Total Employees	Division and Union	Units	Beds	Average Daily Census (In-patients)	Admissions (In-patients)	SDA Employees	Other Employees	Total Employees
PART 2—Nursing Homes and Retirement Centers (Cont'd)								PART 2—Nursing Homes and Retirement Centers (Cont'd)							
<b>SOUTH AMERICAN DIVISION</b>								<b>WEST CENTRAL AFRICA DIVISION</b>							
South Brazil Union Conference								Central African Union Mission							
Adventist Home for the Elderly . . . . . 1 . . . . .								Dispensaire Adventiste de Libreville . . . . . 1 80 20 4 4 8 12							
<b>SOUTH PACIFIC DIVISION</b>								Eastern Nigeria Union Conference							
Australian Union Conference								Adv Rehab Welfare and Orph . . . . . 1 . . . . .							
Adventcare Whitehorse (Nunawading) . . . . . 1 182 152 . . . . . 20 176 198								SDA Motherless Babies' Home . . . . . 1 . . . . .							
Adventcare Yarra Ranges (Warburton) . . . . . 1 42 41 . . . . . 1 59 60								<b>Totals . . . . . 3 80 20 4 4 8 12</b>							
Adventist Care (Busselton) . . . . . 1 10 10 . . . . .								<b>WORLD TOTALS 2023 . . . . . 136 8,354 7,087 4,299 961 4,363 5,880</b>							
Adventist Care (Rossmoyme) . . . . . 1 134 60 49 11 54 65								<i>Note—Incomplete reporting.</i>							
Adv Nrs Hm, Eliz. Lodge & Es. Somerville . . . . . 1 94 87 . . . . . 21 122 143								<i>Note—Dates in parentheses following the entries indicate the year of the most recent report.</i>							
Adv Ret Village (Hornsby) . . . . . 1 39 34 . . . . . 1 1															
Adv Ret Nrs Hm (Kings Langley) . . . . . 1 123 70 . . . . . 16 151 . . . . .															
Adv Ret Village (Kings Langley) . . . . . 1 72 . . . . . 1 3 167															
Adv Ret Village (Wahroonga) . . . . . 1 50 43 . . . . .															
Alawara Ret Vill (Golden Square) . . . . . 1 21 21 . . . . .															
Alstonville Lifestyle Community . . . . . 1 51 150 19 2 81 83															
Avondale Lifestyle Community . . . . . 1 205 165 65 54 257 311															
Caloundra Adv Ret Village . . . . . 1 39 37 . . . . . 64															
Capricorn Adv Ret Village . . . . . 1 20-6 56 . . . . . 102															
Cornell Ret Vill (Nunawading) . . . . . 1 51 51 . . . . .															
Jewells Lifestyle Community . . . . . 1 95 94 . . . . . 5															
Melody Park Retirement Resort . . . . . 1 45 40 . . . . . 68															
Mountainview Ret Vill, Warburton . . . . . 1 18 18 . . . . .															
Pavilions Blackburn Lake Ret Vill . . . . . 1 107 76 . . . . . 3 5															
Tweed Heads Lifestyle Comm . . . . . 1 76 85 . . . . . 4															
Victoria Point Adv Ret Village . . . . . 1 149 179 . . . . . 268															
Waratah Way Retirement Vill . . . . . 1 50 . . . . . 3 3															
Wyeec Point Lifestyle Community . . . . . 1 112 110 . . . . . 4															
<b>New Zealand Pacific Union Conf</b>								<b>PART 3a—Medical Clinics and Dispensaries</b>							
Bethesda Care Limited, Wiri . . . . . 1 68 62 40 11 54 65								<b>EAST-CENTRALAFRICA DIVISION</b>							
Bethesda Village Limited, Wiri . . . . . 1 75 65 15 3 2 5								Burundi Union Mission . . . . . 2 . . . . .							
<b>Totals . . . . . 25 1,908 1,706 188 172 979 1,613</b>								East Congo Union Mission . . . . . 7 . . . . .							
								East Kenya Union Conference . . . . . 15 23 19,834 31 7 34							
								Eastern Ethiopia Union Mission . . . . .							
								North East Congo Union Mission . . . . . 55 54 9,045 57 23 73							
								Northern Tanzania Union Conf. . . . . 18 28 14,229 19 15 34							
								Rwanda Union Mission . . . . . 8 . . . . .							
								South Sudan Union Mission . . . . . 1 2 . . . . .							
								Southern Tanzania Union Mission . . . . . 10 . . . . . 11,685 8 12 20							
								Uganda Union Mission . . . . . 20 28 3,079 22 3 25							
								West Congo Union Mission . . . . . 11 63 1,842 50 19 69							
								West Kenya Union Conference . . . . . 20 14 39,040 37 12 49							
								Western Ethiopia Union Mission . . . . . 4 . . . . . 35,665 18 29 47							
								<b>Totals . . . . . 171 212 134,419 242 120 351</b>							
<b>SOUTHERN AFRICA-INDIAN OCEAN DIVISION</b>								<b>INTER-AMERICAN DIVISION</b>							
Indian Ocean Union Conference								Caribbean Union Conference . . . . . 1 . . . . .							
Rosie Le Meme Adv Nursing Home . . . . . 1 42 42 8 16 1 17								Central Mexican Union Conf . . . . . 1 . . . . .							
<b>Southern Africa Union Conference</b>								Dominican Union Conference . . . . . 3 . . . . .							
Advent Haven Frail Care & Comm Ctr . . . . . 1 . . . . .								East Venezuela Union Mission . . . . . 4 . . . . . 8,191 12 10 22							
Advent Haven Retirement Vill . . . . . 1 68 92 16 1 . . . . . 1								Guatemala Union Mission . . . . . 1 . . . . .							
Advent Haven Frail Care (Anerley) . . . . . 1 88 68 53 56 . . . . . 56								Honduras Union Mission . . . . . 1 . . . . .							
Anerley Place Hsng Scheme for Sr Citzs . . . . . 1 . . . . .								Jamaica Union Conference . . . . . 4 . . . . .							
Banyan Tree Ret Residences . . . . . 1 30 30 . . . . . 1 1								North Colombian Union Conf. . . . . 2 . . . . .							
Diamant Ret Village and Comm Svc . . . . . 1 27 27 . . . . . 1 . . . . . 1								North Mexican Union Conference . . . . . 2 . . . . .							
Drie Riviere Ret Vill and Comm Ctr . . . . . 1 385 480 10 1 1 2								Puerto Rican Union Conference . . . . . 2 . . . . . 6,117 2 16 18							
Esda Retirement Village . . . . . 1 . . . . .								South Central American Un Miss. . . . . 1 . . . . .							
Gerry Fourie Hospital . . . . . 1 35 . . . . .								Southeast Mexican Union Mission . . . . . 2 . . . . .							
Heather Court . . . . . 1 24 29 . . . . . 1 1 2								West Venezuela Union Mission . . . . . 2 . . . . .							
Magnolia Haven Housing Scheme . . . . . 1 64 73 2 1 . . . . .								<b>Totals . . . . . 26 . . . . . 14,308 14 26 40</b>							
Marburg Haven ADRA . . . . . 1 7 . . . . .															
Montamed Sorgsentrum . . . . . 1 42 40 29 . . . . . 25 25															
Montana Ret Vill and Comm Srv . . . . . 1 341 457 167 25 . . . . . 25															
Royce Haven Retirement Villas . . . . . 1 17 17 . . . . . 1 1 2															
Sea Breeze Retirement Homes . . . . . 1 36 36 . . . . . 1 1 1															
Sonskyn Retirement Village . . . . . 1 125 120 9 1 . . . . . 1															
Sunnyside Lodge & Frail Center . . . . . 1 70 70 . . . . . 3 37 40															
Trimmed Sub-Acute Clinic . . . . . 1 45 34 10 1 20 21															
Wollmarstaad Childrens/Adult/Hospice . . . . . 1 . . . . .															
<b>Totals . . . . . 21 1,446 1,615 304 108 88 196</b>								<b>INTER-EUROPEAN DIVISION</b>							
								Romanian Union Conference . . . . . 7 161 5,550 182 28 210							
								Swiss Union Conference . . . . . 1 . . . . . 41,500 5 36 41							
								<b>Totals . . . . . 8 161 47,050 187 64 251</b>							
<b>TRANS-EUROPEAN DIVISION</b>								<b>NORTH AMERICAN DIVISION</b>							
Danish Union of Churches Conf								Columbia Union Conference . . . . . 4 . . . . .							
Soendervang Retirement Home . . . . . 1 51 52 11 3 28 31								North Pacific Union Conference . . . . . 66 . . . . . 290,620 . . . . . 389							
Solbakken Retirement Home . . . . . 1 45 42 13 . . . . . 65								Pacific Union Conference . . . . . 381 . . . . . 2,203,115 . . . . . 3,030							
<b>Finland Union of Churches Conf</b>								Southern Union Conference . . . . . 782 . . . . . 4,023,354 310 9,602 9,912							
Nurmikoti Oy Retirement Home . . . . . 1 43 41 . . . . . 6 35 41								Southwestern Union Conference . . . . . 52 . . . . . 256,255 21 385 406							
<b>Hungarian Union Conference</b>								Attached Field . . . . . 2 . . . . .							
Adv Home Care Srvs Hida . . . . . 1 7 7 3 1 . . . . . 1								<b>Totals . . . . . 1,287 . . . . . 6,773,344 331 9,987 13,737</b>							
Gyula Retirement Home . . . . . 1 50 49 25 14 11 25															
Tass Retirement Home . . . . . 1 30 30 11 2 17 19															
<b>Norwegian Union Conference</b>								<b>NORTHERN ASIA-PACIFIC DIVISION</b>							
Mosserod Nursing Home . . . . . 1 58 56 34 9 56 65								Japan Union Conference . . . . . 2 . . . . .							
Nordas Nursing Home . . . . . 1 31 31 17 5 63 68															
<b>Polish Union Conference</b>								<b>SOUTH AMERICAN DIVISION</b>							
Polish Ret Home (Samarytanin) . . . . . 1 89 85 31 34 19 53								Argentina Union Conference . . . . . 1 50 1,750 70 10 80							
<b>Totals . . . . . 9 404 393 145 74 229 368</b>								Central Brazil Union Conference . . . . . 2 95 33,800 147 2 149							
								East Brazil Union Mission . . . . . 2 . . . . .							
								Paraguay Union of Churches Miss. . . . . 1 . . . . .							
								South Brazil Union Conference . . . . . 2 . . . . . 91,700 85 1 86							

Division and Union	Units	In-patient Beds	Out-patient Visits	SDA Employees	Other Employees	Total Employees	Division and Union	Units	Operato-ries	Out-patient Visits	SDA Employ-ees	Other Employ-ees	Total Employ-ees
PART 3a—Medical Clinics and Dispensaries (Cont'd)							PART 3b—Dental Clinics (Cont'd)						
SOUTH AMERICAN DIVISION (CONT'D)							INTER-AMERICAN DIVISION (CONT'D)						
West Central Brazil Union Mission . . . . .	1						Chiapas Mexican Union Conf . . . . .	1					
Totals . . . . .	9	145	127,250	302	13	315	Dominican Union Conference . . . . .	2					
SOUTH PACIFIC DIVISION							Dutch Caribbean Union Mission . . . . .						
Papua New Guinea Union Miss. . . . .	48	161	193,343	110	58	168	East Venezuela Union Mission . . . . .	2					
Trans Pacific Union Mission . . . . .	22						Haitian Union Mission . . . . .	1					
Totals . . . . .	70	161	193,343	110	58	168	Honduras Union Mission . . . . .	2					
SOUTHERN AFRICA-INDIAN OCEAN DIVISION							Jamaica Union Conference . . . . .						
Botswana Union Conference . . . . .	3	6	3,521	47	7	54	North Colombian Union Conf. . . . .	1					
Indian Ocean Union Conference . . . . .	3	2	1,905	4		4	North Mexican Union Conference . . . . .	1					
Malawi Union Conference . . . . .	18	201	177,635	194	48	242	South Central American Un Miss. . . . .	1					
Mozambique Union Mission . . . . .	2	5	92,147	40	25	65	West Venezuela Union Mission . . . . .	1					
North-Eastern Angola Union Miss . . . . .							Totals . . . . .	22					
Northern Zambia Union Conf. . . . .	4	46	21,111	12	22	34	INTER-EUROPEAN DIVISION						
South-Western Angola Un Miss. . . . .	4	42	4,196	24	2	26	Portuguese Un of Churches Conf. . . . .	1					
Southern Africa Union Conf. . . . .	9	12	221,230	28	20	48	NORTH AMERICAN DIVISION						
Southern Zambia Union Conf. . . . .	6	44	79,115	15	47	62	Pacific Union Conference . . . . .	1	395	103,906	176	319	495
Zimbabwe Central Union Conf. . . . .	5	13	22,464	15	11	26	Attached Field . . . . .	2					
Zimbabwe East Union Conf. . . . .	4	18	9,869	16	14	30	Totals . . . . .	3	395	103,906	176	319	495
Zimbabwe West Union Conf. . . . .	3	22	14,151	15	23	26	NORTHERN ASIA-PACIFIC DIVISION						
Totals . . . . .	61	411	647,344	410	219	617	Bangladesh Union Mission . . . . .	2					
SOUTHERN ASIA DIVISION							Japan Union Conference . . . . .						
South-Central India Union Sect. . . . .	1						Korean Union Conference . . . . .	3					
SOUTHERN ASIA-PACIFIC DIVISION							Pakistan Union Section . . . . .						
East Indonesia Union Conference . . . . .	1						Attached Fields . . . . .	3					
Myanmar Union Mission . . . . .	1		556	3	4	7	Totals . . . . .	11					
North Philippine Union Conf. . . . .	2						SOUTH AMERICAN DIVISION						
Southwestern Philippine Un Conf. . . . .	2	6	556	3	4	7	Argentina Union Conference . . . . .	3	6		10		10
West Indonesia Union Mission . . . . .	11		5,499	9	1	10	Central Brazil Union Conference . . . . .	4					
Totals . . . . .	17	6	6,611	15	9	24	Chile Union Mission . . . . .	2	1		3	6	9
WEST-CENTRAL AFRICA DIVISION							East Brazil Union Mission . . . . .						
Cameroon Union Mission . . . . .	6	37	10,597	36	2	38	North Brazil Union Mission . . . . .	1					
Central African Union Mission . . . . .	3	10	305	6	2	8	North Peru Union Mission . . . . .	1					
Eastern Nigeria Union Conf. . . . .	5	40					Paraguay Un of Churches Miss. . . . .	1					
Eastern Sahel Union Mission . . . . .	2	8					South Brazil Union Conference . . . . .	1					
Northern Ghana Union Conf. . . . .	7	98	17,899			329	South Peru Union Mission . . . . .	2					
Northern Nigeria Union Conf. . . . .	11	89	11,498	18	10	22	Southeast Brazil Union Conf . . . . .	1					
Southern Ghana Union Conf. . . . .	11	55	21,467			170	Totals . . . . .	17	7		13	6	19
Western Nigeria Union Conf. . . . .	3	6	367	2	5	7	SOUTH PACIFIC DIVISION						
Western Sahel Union Mission . . . . .	2	8	1,382	3	3		Australian Union Conference . . . . .	1					
Totals . . . . .	50	351	63,515	65	22	574	SOUTHERN AFRICA-INDIAN OCEAN DIVISION						
<i>Attached to the General Conference:</i>							Botswana Union Conference . . . . .						
Chinese Union Mission . . . . .	2						Indian Ocean Union Conference . . . . .	1	3	2,552	8		8
Ukrainian Union Conference . . . . .	3	174		70	6	76	Malawi Union Conference . . . . .	4	10	6,123	16		16
WORLD TOTALS 2023 . . . . .							Mozambique Union Mission . . . . .						
1,707	1,621	8,007,184	1,746	10,524	16,153		North-Eastern Angola Union Miss . . . . .	1	2	357	4	5	9
<i>Note—Incomplete reporting.</i>							Northern Zambia Union Conf. . . . .						
							South-Western Angola Un Miss. . . . .						
							Southern Africa Union Conf. . . . .						
							Southern Zambia Union Conf . . . . .						
							Zimbabwe Central Union Conf. . . . .						
							Zimbabwe East Union Conf. . . . .						
							Zimbabwe West Union Conf. . . . .						
							Totals . . . . .						
							17						
							27						
							13,472						
							53						
							9						
							62						
PART 3b—Dental Clinics							SOUTHERN ASIA-PACIFIC DIVISION						
EAST-CENTRALAFRICA DIVISION							Central Philippine Union Conf . . . . .						
Burundi Union Mission . . . . .	1						East Indonesia Union Conference . . . . .	1					
East Kenya Union Conference . . . . .	1						Malaysia Union Mission . . . . .	1	10	17,734	3	17	20
Eastern Ethiopia Union Mission . . . . .	2						Myanmar Union Mission . . . . .	3					
North East Congo Union Mission . . . . .	1						North Philippine Union Conference . . . . .	4	9	103	20	14	34
Northern Tanzania Union Conf. . . . .	3						Southeastern Asia Union Mission . . . . .	2	12	14,255		16	16
Rwanda Union Mission . . . . .	2	6	3,702	15		15	West Indonesia Union Mission . . . . .	4	3	124	3	3	6
Southern Tanzania Union Mission . . . . .	1						Totals . . . . .	17	34	32,216	26	50	76
Uganda Union Mission . . . . .	3						SOUTHERN ASIA-PACIFIC DIVISION						
West Congo Union Mission . . . . .	1						Central Philippine Union Conf . . . . .	2					
West Kenya Union Conference . . . . .	3						East Indonesia Union Conference . . . . .	1					
Totals . . . . .	18	6	3,702	15		15	Malaysia Union Mission . . . . .	1	10	17,734	3	17	20
EURO-ASIA DIVISION							Myanmar Union Mission . . . . .						
Southern Union Mission . . . . .	3						North Philippine Union Conference . . . . .	4	9	103	20	14	34
INTER-AMERICAN DIVISION							Southeastern Asia Union Mission . . . . .						
Caribbean Union Conference . . . . .	5						West Indonesia Union Mission . . . . .	4	3	124	3	3	6
Central Mexican Union Conference . . . . .	1						Totals . . . . .	17	34	32,216	26	50	76

Division and Union	Units	Operato-ries	Out-patient Visits	SDA Em-ploy-ees	Other Em-ploy-ees	Total Em-ploy-ees	Division, Institution, and Location	Units	Beds	Average Daily Census	SDA Em-ploy-ees	Other Em-ploy-ees	Total Em-ploy-ees
PART 3b—Dental Clinics (Cont'd)						PART 4—Orphanages and Children's Homes							
WEST-CENTRAL AFRICA DIVISION						INTER-AMERICAN DIVISION							
Cameroon Union Mission . . . . .	2	18	4,512	29	4	33	Dominican Union Conference . . . . .	2	...	...	...	...	...
Central African Union Mission . . . . .	1	...	...	...	...	...	SOUTH AMERICAN DIVISION						
Eastern Sahel Union Mission . . . . .	2	...	...	...	...	...	East Brazil Union Mission . . . . .	1	...	...	...	...	...
Northern Ghana Union Conf . . . . .	2	5	...	2	4	6	South Brazil Union Conference . . . . .	2	...	...	...	...	...
Southern Ghana Union Conf . . . . .	2	...	...	...	...	...	Totals . . . . .	3	...	...	...	...	...
West African Union Mission . . . . .	1	...	...	...	...	...	SOUTHERN AFRICA-INDIAN OCEAN DIVISION						
Totals . . . . .	10	23	4,512	31	8	39	Botswana Union Conference . . . . .	1	...	...	...	...	...
<i>Attached to the General Conference:</i>						SOUTHERN ASIA DIVISION							
Chinese Union Mission . . . . .	1	...	...	...	...	...	East-Central India Union Section . . . . .	1	...	...	...	...	...
Ukrainian Union Conference . . . . .	1	...	...	...	...	...	South-Central India Union Section . . . . .	1	...	...	...	...	...
WORLD TOTALS 2023 . . . . .	133	511	167,952	325	407	732	Totals . . . . .	2	...	...	...	...	...
<i>Note—Incomplete reporting.</i>						SOUTHERN ASIA-PACIFIC DIVISION							
						West Indonesia Union Mission . . . . .							
						TRANS-EUROPEAN DIVISION							
						Hungarian Union Conference . . . . .							
						WEST CENTRAL AFRICA DIVISION							
						Eastern Nigeria Union Conference . . . . .							
						WORLD TOTALS 2023 . . . . .							

*Note—In the tables above, the dates in parentheses following the entries indicate the year of the most recent report. Part 5 of the Healthcare Report, "Airplanes and Medical Launches," has been temporarily removed due to insufficient reporting. See summary below for partial report.*

Summary of Healthcare Institutions	Institutions	Beds or Units	Average Daily Census	Admissions (Inpatients)	Outpatient Visits	SDA Employees	Other Employees	Total Employees	Charity Dollars
Hospitals and Sanitariums . . . . .	244	29,000	18,837	1,628,207	21,442,496	19,780	111,262	163,983	712,015,004
Nursing Homes and Retirement Centers . . . . .	136	8,354	7,087	4,299	...	961	4,363	5,880	...
Medical Clinics and Dispensaries . . . . .	1,707	1,621	...	...	8,007,184	1,746	10,524	16,153	...
Dental Clinics . . . . .	133	511	...	...	167,952	325	407	732	...
Orphanages and Children's Homes . . . . .	15	340	193	...	...	11	95	106	...
Airplanes and Medical Launches . . . . .	...	6	...	...	673	12	...	12	...
WORLD TOTALS 2023 . . . . .	2,235	39,832	26,117	1,632,506	29,618,305	22,835	126,651	186,866	712,015,004
WORLD TOTALS 2022 . . . . .	1,929	39,873	23,483	1,517,463	28,241,521	25,170	104,216	174,394	867,917,840

*Note—Incomplete reporting. Note—Some organizations reported the number of employees by head count instead of as full-time equivalents (FTE).*

SECTION III—PUBLISHING HOUSES

Table 30

Division and Institution	Books for Literature Evangelist Work (Subscriptions)			Books for Church Members (Trades)			Job Printing	Total Sales	Em-ploy-ees	Period-icals	Lan-guages
	Books	Magazines	Miscellaneous	Books/ Bibles	Magazines/ Periodicals	Miscellaneous					
	US\$	US\$	US\$	US\$	US\$	US\$	US\$	US\$			
<i>Parentthesized figures after "Totals" represent the number of publishing houses and branches in the divisions.</i>											
EAST-CENTRAL AFRICA DIVISION											
Africa Herald Publishing House . . . . .	41,131	...	...	772,985	...	7,323	786	822,225	33	14	5
Ethiopian Advent Press . . . . .	...	17,385	...	94,776	5,677	98,644	37,513	253,995	12	3	7
Ufunuo Publishing House . . . . .	375,194	...	...	103,230	936,805	166,415	38,393	1,620,037	39	7	2
Upper Nile Press . . . . .	121,313	...	...	145,631	...	...	5,965	272,909	2	...	3
Totals (4) . . . . .	537,638	17,385	...	1,116,622	942,482	272,382	82,657	2,969,166	86	24	...
EURO-ASIA DIVISION											
Source of Life Publishing House . . . . .	34,679	...	...	356,070	94,680	118,843	155,500	759,772	48	20	2
INTER-AMERICAN DIVISION											
Inter-American Division Publishing Assoc . . . . .	264,197	...	...	616,529	...	...	...	880,726	5	4	1
Mexican Adventist Editorial Group . . . . .	69,061	...	22,100	122,320	...	50,830	...	264,311	4	4	1
Totals (2) . . . . .	57,635	166	1,257	76,374	45,681	69,107	...	250,220	2	1	...
INTER-EUROPEAN DIVISION											
Austrian Publishing House* . . . . .	2,729	...	...	310,292	1,006,869	274,950	183,531	1,778,371	16	15	2
Bulgarian Adventist Publishing House . . . . .	8,066	57,933	6,431	99,626	48,178	25,757	...	245,991	5	5	1
Czech Publishing House . . . . .	147,684	107,279	...	...	...	433,200	49,091	737,254	11	4	1
German Publishing House . . . . .	2,729	...	...	310,292	1,006,869	274,950	183,531	1,778,371	16	15	2
Italian Publishing House . . . . .	8,066	57,933	6,431	99,626	48,178	25,757	...	245,991	5	5	1
Portuguese Publishing House* . . . . .	147,684	107,279	...	...	...	433,200	49,091	737,254	11	4	1

Division and Institution	Books for Literature Evangelist Work (Subscriptions)			Books for Church Members (Trades)			Job Printing	Total Sales	Employees	Periodicals	Languages
	Books	Magazines	Miscellaneous	Books/Bibles	Magazines/Periodicals	Miscellaneous					
	US\$	US\$	US\$	US\$	US\$	US\$					
<b>Publishing Houses (Cont'd)</b>											
<b>INTER-EUROPEAN DIVISION (CONT'D)</b>											
Romanian Adventist Publishing House . . . . .	360,806	1,826	15,161	1,229,316	113,510	2,653,805	1,752,404	6,126,828	174	26	2
Safeliz Publishing House* . . . . .	5,128,599	...	...	253,567	162,371	838,940	776,525	7,160,002	14	20	12
Slovakian Publishing House . . . . .	68,396	...	7,569	30,110	3,149	96,840	...	206,064	4	2	1
Swiss Publishing House . . . . .	...	542,637	...	825,970	79,143	108,038	...	1,555,788	32	1	1
Totals (10) . . . . .	6,107,173	709,841	52,518	3,564,104	1,458,901	4,551,467	2,761,551	19,205,555	267	82	...
<b>NORTH AMERICAN DIVISION</b>											
Pacific Press Publishing Association . . . . .	594,090	...	...	5,674,886	12,193,908	1,193,881	3,718,882	23,375,647	133	56	7
Review and Herald Publishing Assoc*+ . . . . .	...	...	...	...	...	...	...	...	...	...	...
Totals (2) . . . . .	594,090	...	...	5,674,886	12,193,908	1,193,881	3,718,882	23,375,647	133	56	...
<i>+General Conference institutions are listed in the division where the main plant is located.</i>											
<b>NORTHERN ASIA-PACIFIC DIVISION</b>											
Bangladesh Adventist Publishing House . . . . .	62,152	...	...	143,166	...	...	...	205,318	3	8	1
Japan Publishing House* . . . . .	3,300	1,041	609	62,114	180,196	8,897	24,438	280,595	5	8	1
Korean Publishing House . . . . .	390,073	151,138	...	970,426	1,128,138	750,825	0	3,390,600	39	12	2
Lakpahana Publishing House of SDA . . . . .	5,625	...	...	22,074	6,640	3,444	23,746	61,529	6	...	...
Pakistan Publishing House (Qasid)* . . . . .	...	...	...	...	...	...	...	...	...	...	...
Signs of the Times Publishing Association . . . . .	34,719	52,662	2,465	30,602	50,413	21,734	34,472	227,067	12	3	1
Totals (6) . . . . .	495,869	204,841	3,074	1,228,382	1,365,387	784,900	82,656	4,165,109	65	31	...
<b>SOUTH AMERICAN DIVISION</b>											
Brazil Publishing House . . . . .	2,703,736	1,448,833	464,881	9,620,188	7,058,948	48,644,257	3,507,895	73,448,738	655	28	1
South American Spanish Pub House . . . . .	1,518,547	159,258	...	6,704,470	1,055,895	2,929,123	5,016,610	17,383,903	207	16	1
Totals (2) . . . . .	4,222,283	1,608,091	464,881	16,324,658	8,114,843	51,573,380	8,524,505	90,832,641	862	44	...
<b>SOUTH PACIFIC DIVISION</b>											
Signs Publishing Company . . . . .	181,760	...	207,767	1,172,974	1,386,569	101,035	610,269	3,660,374	23	3	2
<b>SOUTHERN AFRICA-INDIAN OCEAN DIVISION</b>											
Adventist Printing House (Madagascar) . . . . .	33,508	...	...	438,553	191	56,684	532	529,468	39	...	3
Angola Publishing House . . . . .	...	...	...	...	...	...	...	...	...	...	...
Malamulo Publishing House . . . . .	8,321	...	...	146,998	...	...	34,337	189,656	26	63	2
Mozambique Publishing House* . . . . .	...	...	...	...	...	...	...	...	...	...	...
Zambia Adventist Press . . . . .	39,300	...	...	87,500	...	343,217	57,181	527,198	10	136	4
Totals (5) . . . . .	81,129	...	...	673,051	191	399,901	92,050	1,246,322	75	199	...
<b>SOUTHERN ASIA DIVISION</b>											
Oriental Watchman Publishing House . . . . .	5,403	20,100	...	156,458	18,719	74,300	219,277	494,257	62	5	16
<b>SOUTHERN ASIA-PACIFIC DIVISION</b>											
Indonesia Publishing House . . . . .	...	...	...	...	...	...	...	...	...	...	...
Kinsaung Publishing House . . . . .	3,100	...	...	60,110	37,536	15,760	5,652	122,158	13	10	7
Philippine Publishing House . . . . .	4,648,749	2,518,400	314,712	684,926	341,235	1,548,601	259,405	10,316,028	91	5	5
Totals (4) . . . . .	4,651,849	2,518,400	314,712	745,036	378,771	1,564,361	265,057	10,438,186	104	15	...
<b>TRANS-EUROPEAN DIVISION</b>											
Advent Publishing House* . . . . .	8,791	...	275	2,363	...	90,659	...	102,088	4	...	1
Adventist Media and Forvaltning AB* . . . . .	...	...	...	...	...	...	...	...	...	...	...
Croatian Publishing House* . . . . .	17,051	...	...	105,794	17,635	94,630	34,600	269,710	1	3	1
Danish Publishing House* . . . . .	...	...	...	...	...	...	...	...	...	...	...
Finland SDA Publishing House . . . . .	...	...	...	...	...	...	...	...	...	...	...
Iceland Publishing House* . . . . .	...	...	...	...	...	...	...	...	...	...	...
Latvian Publishing Centre* . . . . .	...	...	...	...	...	...	...	...	...	...	...
Lithuanian Publishing Centre* . . . . .	25,356	...	...	...	...	7,400	32,681	65,437	1	1	1
Macedonian Publishing House* . . . . .	...	...	...	...	...	...	...	...	...	...	...
Netherlands Publishing Service* . . . . .	...	...	...	...	...	...	...	...	...	...	...
Norwegian Publishing House* . . . . .	...	...	...	...	...	...	...	...	...	...	...
Polish Publishing House* . . . . .	4,543	1,265	...	62,590	125,959	124,107	...	318,464	7	5	1
Serbian Publishing House* . . . . .	123,143	4,338	...	130,430	6,781	108,237	52,546	425,475	10	20	6
Slovenian Publishing House* . . . . .	...	...	...	...	...	...	...	...	...	...	...
Stanborough Press Limited* . . . . .	414,856	9,776	...	721,477	243,797	619,892	426,104	2,435,902	23	16	3
Totals (15) . . . . .	593,740	15,379	275	1,022,654	394,172	1,044,925	545,931	3,617,076	46	45	...
<b>WEST-CENTRAL AFRICA DIVISION</b>											
Advent Press . . . . .	126,547	...	...	969,365	5,185	443,025	263,957	1,808,079	49	8	6
Central African Publishing House . . . . .	2,437	5,463	...	81,813	19,663	19,213	17,401	145,990	8	2	5
Totals (2) . . . . .	128,984	5,463	...	1,051,178	24,848	462,238	281,358	1,954,069	57	10	...
<i>Attached to the General Conference:</i>											
<b>MIDDLE EAST AND NORTH AFRICA UNION MISS</b>											
Middle East Publishers* . . . . .	35,430	...	...	3,700	...	5,300	...	44,430	2	3	5
<b>UKRAINIAN UNION CONFERENCE</b>											
Source of Life Publ House (Ukraine) . . . . .	53,992	11,220	267,297	432	...	80,804	102,584	516,329	18	13	2

Division and Institution	Books for Literature Evangelist Work (Subscriptions)			Books for Church Members (Trades)			Job Printing	Total Sales	Employees	Periodicals	Languages
	Books	Magazines	Miscellaneous	Books/Bibles	Magazines/Periodicals	Miscellaneous					
	US\$	US\$	US\$	US\$	US\$	US\$					
Publishing Houses (Cont'd)											
<i>Attached to the General Conference (Cont'd):</i>											
ISRAEL FIELD											
Life and Peace Publishing House*	.....	.....	.....	.....	.....	.....	.....	.....	.....	.....	.....
WORLD TOTALS 2023 (57)	23,761,600	5,143,790	1,310,524	48,987,643	28,165,408	67,461,050	17,475,347	192,305,361	1,976	561	...
WORLD TOTALS 2022 (57)	20,656,351	4,884,167	1,074,063	46,657,318	24,571,388	43,946,091	18,997,657	160,787,035	2,087	374	...
*Without printing facilities. Report incomplete.											

SECTION IV—FOOD INDUSTRIES

Table 31

Division and Institution	Location	Employees			Products			
		Full-time	Part-time	Casual	Student	Manufactured	Other	
<i>Parenthesized figures after "Totals" represent the number of food industries in the divisions.</i>								
INTER-AMERICAN DIVISION								
Inter-American Health Food Company								
Alimentos Colpac	Montemorelos, Mexico	180	...	...	...	102	22	
Caribbean Health Foods Limited	St. Joseph, Trinidad	20	55	...	10	25	10	
Cetebedi, S.A. Costa Rica	Alajuela, Costa Rica	33	1	1	3	41	...	
Cetebedi, S.A. Guatemala	Guatemala, Guatemala	5	...	...	...	...	...	
Cetebedi, S.A. Panama	Panama	12	2	...	...	10	6	
Colombia Branches (Productos Icolpan)	Medellin, Colombia	16	1	...	1	34	39	
Alimentos Integrales Viva Mejor (Bucaramanga)	Bucaramanga, Colombia	24	...	1	...	27	23	
Alimentos Integrales Viva Mejor EU (Cali)	Cali, Colombia	17	11	6	...	20	32	
Industrias Venepan	Nirgua, Yaracuy, Venezuela	39	...	...	...	12	...	
Productos Granix	Bonao, Dominican Republic	50	...	3	8	31	53	
Viva Mejor - Barquisimeto	Barquisimeto, Venezuela	6	...	...	...	10	8	
Viva Mejor - Bogota (Upper Magdalena Conf)	Bogota, Colombia	...	...	...	...	...	...	
Totals (12)		402	70	11	22	312	193	
INTER-EUROPEAN DIVISION								
Bioherba Health Food Company (Bioherba GmbH)	Heimerdingen, Germany	51	22	...	...	604	11	
NORTHERN ASIA-PACIFIC DIVISION								
Korean Sahmyook Foods	Cheonan-si, Choongnam, Korea	274	...	...	...	93	24	
Korean Sahmyook Foods - 2nd Factory	Wanju-gun, Jeonbuk, Korea	19	...	...	...	7	...	
Korean Sahmyook Foods - 3rd Factory	Bonghwa-gun, Gyeongbuk, Korea	57	...	...	...	48	27	
Korean Sahmyook Foods - 4th Factory	Boryung-si, Choongnam, Korea	28	26	...	...	188	13	
San-iku Foods	Sodegaura-shi, Chiba, Japan	22	19	3	...	64	29	
Totals (5)		400	45	3	...	400	93	
SOUTH AMERICAN DIVISION								
Argentina Food Factory (Alimentos Granix)	Buenos Aires, Argentina	1,031	7	...	...	201	53	
Brazil Food Factory (Produtos Alimenticios Superbom)	Sao Paulo, Brazil	95	2	...	3	84	51	
Totals (2)		1,126	9	...	3	285	104	
SOUTH PACIFIC DIVISION								
Life Health Foods	Australia and New Zealand	112	7	5	...	81	11	
Sanitarium Health Foods	Australia and New Zealand	981	152	156	...	245	5	
Vitality Works and Lifestyle Medicine Institute	Australia and New Zealand	36	12	14	...	...	23	
Totals (3)		1,129	171	175	...	326	39	
MIDDLE EAST AND NORTH AFRICA UNION MISSION								
Adventist Health Education Foundation	Cairo, Egypt	32	...	...	...	21	...	
WORLD TOTALS 2023 (24)		3,140	317	189	25	1,948	440	
WORLD TOTALS 2022 (23)		3,255	295	261	32	2,170	466	
Food Industry Sales, World 2023								US\$ 1,042,936,331
Food Industry Sales, World 2022								US\$ 971,076,842



# **Chapter 7 - Global Mission**

GLOBAL MISSION

The Church’s Presence, Outreach, and Mission

**Challenge of Global Mission.**—The Global Mission document voted at the 1989 Annual Council and endorsed at the 1990 General Conference Session seeks to create an awareness, in concrete measurable terms, of what the gospel commission means to the church today.

**Monitoring Global Advance.**—Table 1 below lists major unentered regions of the world according to conferences or missions rather than by countries. It is based on a challenge of Global Mission: to place a church among each one million of earth’s population. To locate regions where the ratio of churches to population is less than 1:1,000,000, we have used the 2024 *Seventh-day Adventist Yearbook* to find those conferences or missions with low church-to-population ratios. For example, in the Bangladesh Union Mission of the Northern Asia-Pacific Division the West Bangladesh Mission has a population of 34 million and 31 churches. Therefore, on average, each church serves a population of 1.1 million people. Progress is indicated in the fact that in 1990, each church served an average of 2.2 million people.

This view of the global challenge shows in which conferences or missions the great challenges lie in relation to the Adventist “presence.” (For a definition of “presence” see “Definitions” in the next column.)

A column is provided to show the “Population Estimate (Millions) Per Church 1990 or When Organized” for comparison. The basis for these entries is the 1991 *Seventh-day Adventist Yearbook* or the *Yearbook* representing the year of the field’s organization after 1990. In some cases the 2023 ratio is larger than the earlier ratio. This may be due to a population that is growing more rapidly than the church or to official revisions in population estimates, rather than to a loss of churches. In some cases the fields that existed in 1990 no longer exist by the same name or territory so a direct comparison is impossible. In other cases growth of churches has lowered the ratio below 1.0. These are being eliminated year by year as church growth occurs. This occurred last year when the Greek Mission of the Trans-European Division established its 11th church in a territory with a population of 10.6 million people.

The number of churches is taken from the 2024 edition of the *Annual Statistical Report*; population statistics are for mid-2023 and are published in the 2024 *Yearbook* as provided by the Population Reference Bureau of Washington, DC.

Some countries with a population of one million or more yet with little or no Seventh-day Adventist organizational structure are shown in parentheses.

Table 2 lists all countries and some areas of the world and shows church-planting activity and general growth, including the number of ordained ministers, churches, companies, and members, for each country.

Although isolated Sabbath keepers or Seventh-day Adventists from other countries are known to reside in some countries where there is no organized church, the data here corresponds to official reports from the divisions.

The “Ordained Ministers” column excludes those who serve in administrative positions at the union and division levels.

**Definitions.**—Officially, what is a “country or area of the world?” For the purposes of this report, it is a separate political or geographical entity. Because the Seventh-day Adventist Church does not involve itself in political affairs, the reader should attach no special significance to the presence of certain names in the list or the absence of others. The countries and areas shown in the accompanying Global Mission tables are taken from the United Nations Statistics Division, Standard Country and Area Codes Classifications (M49) list, excluding areas without political autonomy or permanent populations.

“Presence” means the existence within the territory of an organized church. “Established work” exists in a country or area of the world when one or more of the following criteria have been met: (1) when an organized church meets regularly; (2) when a mission station, healthcare facility, or school is functioning regularly; or (3) when a regular full-time denominational employee is based in the country or area carrying on outreach or soul-winning activities through such units as a Sabbath school, an organized company, or a language school. Seventh-day Adventist work is not considered to be established in a country or area when it is limited to a series of evangelistic meetings, literature-evangelist work not based there, scattered Sabbath keepers, employees traveling through, or temporary service by regular employees, student missionaries, or other volunteer employees. Countries or areas where the church does not have established work are listed in Table 1a on page 106.

The “number of countries and areas of the world” is derived from the United Nations M49 list downloaded July 15, 2024, less the areas excluded for the reasons mentioned above. This makes our count 235.

**Symbols Used in Table 2:**

- + Improvement, but percentage calculation is impossible because the beginning figure is zero.
- Decrease in growth.
- ( ) Negative number.

\*Toshiko Kaneda, Charlotte Greenbaum, and Kellye Kline, 2023 World Population Data Sheet (Washington, DC: Population Reference Bureau, 2023).

**GLOBAL MISSION (GM) Table 1**  
**Conferences or Missions Where Each Church**  
**Serves More Than One Million Persons**

Conference, Mission, or Country	Population Estimate (Millions) 2023	Churches 2023	Population Estimate (Millions) Per Church	
			2023	1990 or When Organized
<b>EAST-CENTRALAFRICA DIVISION</b>				
East Kenya Union Conference (Somalia) . . . . .	18.1	no church	no church	no church
Eastern Ethiopia Union Mission Northwest Ethiopia Field . . . . .	31.4	16	2.0	0.8
West Congo Union Mission Congo Equatorial Field . . . . .	9.6	9	1.1	no church
Attached Field Eritrea Mission Field . . . . .	3.7	3	1.2	1.2
<b>EURO-ASIA DIVISION</b>				
Southern Union Mission Tajikistan Field . . . . .	10.2	2	5.1	1.1
Turkmenistan Field . . . . .	7.1	1	7.1	5.6
Uzbekistan Field . . . . .	36.4	9	4.0	1.7
(Afghanistan) . . . . .	42.4	no church	no church	no church
<b>NORTHERN ASIA-PACIFIC DIVISION</b>				
Bangladesh Union Mission East Bangladesh Mission . . . . .	69.8	26	2.7	16.9
South Bangladesh Mission . . . . .	41.0	35	1.2	0.7
West Bangladesh Mission . . . . .	34.0	31	1.1	2.2
Japan Union Conference East Japan Conference . . . . .	68.1	53	1.3	1.2
West Japan Conference . . . . .	54.8	30	1.8	1.7
Korean Union Conference (Korea, Democratic People’s Rep. of) . . . . .	26.2	no church	no church	no church
Pakistan Union Section Northern Section . . . . .	158.7	100	1.6	2.3
Southern Section . . . . .	81.8	35	2.3	2.9
<b>SOUTHERN ASIA DIVISION</b>				
Northeast India Union Section Arunachal Pradesh Region . . . . .	2.1	2	1.1	no church

Conference, Mission, or Country	Population Estimate (Millions) 2023	Churches 2023	Population Estimate (Millions) Per Church	
			2023	1990 or When Organized
<b>SOUTHERN ASIA DIVISION (Cont'd)</b>				
Assam Region . . . . .	32.4	18	1.8	2.1
<b>Northern India Union Section</b>				
Bihar Region . . . . .	122.3	4	30.6	30.2
Central Uttar Pradesh Region . . . . .	60.1	6	10.0	9.7
Chhattisgarh Region . . . . .	30.0	10	3.0	6.9
Delhi Metro Region . . . . .	19.7	11	1.8	7.0
Eastern Uttar Pradesh Section . . . . .	95.7	18	5.3	32.7
Haryana Region . . . . .	31.6	16	2.0	21.0
Himachal Pradesh Region . . . . .	8.1	7	1.2	1.4
Kolkata Metro Region . . . . .	11.0	3	3.7	4.5
Madhya Pradesh Region . . . . .	85.3	4	21.3	18.0
Rajasthan Section . . . . .	80.5	50	1.6	2.9
Upper Ganges Section . . . . .	78.9	43	1.8	3.5
Uttarakhand Region . . . . .	11.9	9	1.3	1.1
<b>Western India Union Section</b>				
Gujarat Conference . . . . .	53.0	42	1.3	4.0
Mumbai Metro Section . . . . .	27.6	20	1.4	1.3
Saurashtra Region . . . . .	14.1	4	3.5	3.6
South Gujarat Region . . . . .	4.2	4	1.1	1.1
Vidarbha Region (Nagpur) . . . . .	28.7	21	1.4	2.3
<b>SOUTHERN ASIA-PACIFIC DIVISION</b>				
<b>Southeastern Asia Union Mission</b>				
Cambodia Mission . . . . .	17.0	9	1.9	no church
Thailand Mission . . . . .	66.0	50	1.3	1.4
Vietnam Mission . . . . .	98.9	21	4.7	3.2
<b>WEST-CENTRAL AFRICA DIVISION</b>				
<b>Eastern Sahel Union Mission</b>				
Burkina Faso Mission . . . . .	22.9	13	1.8	3.0
Niger Region . . . . .	27.2	2	13.6	no church
<b>West African Union Mission</b>				
Guinea Region . . . . .	14.2	6	2.4	3.0

Conference, Mission, or Country	Population Estimate (Millions) 2023	Churches 2023	Population Estimate (Millions) Per Church	
			2023	1990 or When Organized
<b>WEST-CENTRAL AFRICA DIVISION (Cont'd)</b>				
<b>Western Sahel Union Mission</b>				
Mali Mission . . . . .	23.3	5	4.7	4.1
Senegal/Mauritania Mission . . . . .	23.2	7	3.3	3.7
<b>ATTACHED TO GENERAL CONFERENCE</b>				
<b>Chinese Union Mission</b>				
(China) . . . . .	1,411.3	1,097	1.3	2.9
<b>Middle East and North Africa Union Mission</b>				
East Mediterranean Region . . . . .	85.5	7	12.2	2.5
Egypt-Sudan Field . . . . .	153.3	24	6.4	6.8
Gulf Field . . . . .	94.7	24	3.9	5.7
North Africa Region . . . . .	103.1	4	25.8	75.3
West Asian Field . . . . .	175.1	6	29.2	39.3
(Palestine, State of) . . . . .	5.5	no church	no church	no church

**GLOBAL MISSION (GM) Table 1a**  
**Countries and Areas of the World Where**  
**Seventh-day Adventist Work is Not Currently Established**  
**As of December 31, 2023**

Country or Area of the World	Continent	Division/Attached Field	Population Estimate Mid-2023
Afghanistan . . . . .	Asia . . . . .	Euro-Asia . . . . .	42,357,000
Aland Islands . . . . .	Europe . . . . .	Trans-European . . . . .	31,000
Brunei Darussalam . . . . .	Asia . . . . .	Southern Asia-Pacific . . . . .	449,000
Comoros . . . . .	Africa . . . . .	Southern Africa-Indian Ocean . . . . .	852,000
Gibraltar . . . . .	Europe . . . . .	Inter-European . . . . .	33,000
Greenland . . . . .	North America . . . . .	Trans-European . . . . .	57,000
Guernsey . . . . .	Europe . . . . .	Trans-European . . . . .	64,000
Holy See . . . . .	Europe . . . . .	Inter-European . . . . .	1,000
Iran (Islamic Republic of) . . . . .	Asia . . . . .	Middle East and North Africa Un. . . . .	89,173,000
Korea, Democratic People's Rep of . . . . .	Asia . . . . .	Northern Asia-Pacific . . . . .	26,161,000
Liechtenstein . . . . .	Europe . . . . .	Inter-European . . . . .	40,000
Maldives . . . . .	Asia . . . . .	Southern Asia . . . . .	575,000

Country or Area of the World	Continent	Division/Attached Field	Population Estimate Mid-2023
Mauritania . . . . .	Africa . . . . .	West-Central Africa . . . . .	4,876,000
Monaco . . . . .	Europe . . . . .	Inter-European . . . . .	39,000
Palestine, State of . . . . .	Asia . . . . .	Inter-European . . . . .	5,483,000
Saint Barthelemy . . . . .	North America . . . . .	Inter-American . . . . .	11,000
Saint Pierre and Miquelon . . . . .	North America . . . . .	North American . . . . .	6,000
San Marino . . . . .	Europe . . . . .	Inter-European . . . . .	35,000
Somalia . . . . .	Africa . . . . .	East-Central Africa . . . . .	18,143,000
Syrian Arab Republic . . . . .	Asia . . . . .	Middle East and North Africa Un. . . . .	23,227,000
Tokelau . . . . .	Oceania . . . . .	South Pacific . . . . .	2,000
Western Sahara . . . . .	Africa . . . . .	Middle East and North Africa Un. . . . .	587,000
Yemen . . . . .	Asia . . . . .	Middle East and North Africa Un. . . . .	34,450,000

**Summary**

Countries and areas of the world (See p. 105) . . . . .	235
Countries and areas of the world in which Seventh-day Adventist work is established . . . . .	212
Countries and areas of the world in which Seventh-day Adventist work is not established (listed above) . . . . .	23
Estimated population of the world as of June 30, 2023 . . . . .	8,008,583,000
Estimated population of countries and areas of the world in which Seventh-day Adventist work is established . . . . .	7,761,931,000
Estimated population of countries and areas of the world in which Seventh-day Adventist work is not established (listed above) . . . . .	246,652,000

GLOBAL MISSION  
(GM) Table 2

Seventh-day Adventist Presence in \*Countries and Areas of the World

(\*Please see "Definitions" on page 106 of this report.)

Country or Area of the World	Division	Continent	Ordained Ministers 2023	Churches 2023	Companies 2023	Church Membership 2023	Population Estimate (Thousands) 2023	Adventist Deaths Per Thousand	General Population Deaths Per Thousand	Church Membership Per Ten Thousand Population	Population Per Member Ratio**	% Net Membership Growth	
												Over Last Year	Over Last 10 Year
Afghanistan . . . . .	ESD	As	0	0	0	0	42,357	0.00	7.00	-	42,357,000	0	-
Aland Islands . . . . .	TED	Eur	0	0	0	10	31	0.00	10.00	3	2,818	0	0
Albania . . . . .	TED	Eur	1	5	2	474	2,746	0.00	8.00	2	5,781	1	23
Algeria . . . . .	MENA	Afr				110	46,764	8.93	5.00	0	421,297	(2)	49
American Samoa . . . . .	SPD	Oc	6	10	8	1,849	57	3.25	7.00	324	31	(14)	4
Andorra . . . . .	EUD	Eur	0	1	0	24	84	0.00	5.00	3	3,360	0	140
Angola . . . . .	SID	Afr	181	1,879	2,500	695,467	36,684	2.30	0.00	190	53	9	61
Anguilla . . . . .	IAD	NA	2	3	1	1,237	16	8.76	6.00	773	13	(1)	20
Antigua and Barbuda . . . . .	IAD	NA	14	31	1	8,105	102	4.15	6.00	795	13	2	(11)
Argentina . . . . .	SAD	SA	150	682	407	122,962	46,312	6.24	9.00	27	377	1	15
Armenia . . . . .	ESD	As	2	19	11	794	2,980	13.80	9.00	3	3,748	(0)	(5)
Aruba . . . . .	IAD	NA	2	8	3	1,317	106	6.29	11.00	124	80	4	58
Australia . . . . .	SPD	Oc	246	448	114	65,086	26,621	8.33	13.00	24	409	2	12
Austria . . . . .	EUD	Eur	24	59	9	4,426	9,168	9.88	10.00	5	2,071	2	9
Azerbaijan . . . . .	ESD	As	3	5	6	486	10,159	10.25	6.00	0	20,860	(0)	(7)
Bahamas . . . . .	IAD	NA	13	61	3	16,252	413	1.94	7.00	394	25	(4)	(31)
Bahrain . . . . .	MENA	As				111	1,577	0.00	2.00	1	14,080	22	88
Bangladesh . . . . .	SSD	As	19	127	288	33,603	173,520	2.04	5.00	2	5,164	5	19
Barbados . . . . .	IAD	NA	14	58	1	13,962	267	2.07	9.00	523	19	(31)	(25)
Belarus . . . . .	ESD	Eur	31	66	28	3,580	9,174	14.30	13.00	4	2,562	(2)	(12)
Belgium . . . . .	EUD	Eur	5	33	1	2,964	11,755	6.75	10.00	3	3,965	5	31
Belize . . . . .	IAD	NA	10	106	36	51,222	453	0.00	5.00	1,131	9	2	28
Benin . . . . .	WAD	Afr	8	38	57	7,271	13,713	1.35	9.00	5	1,886	9	18
Bermuda . . . . .	NAD	NA	4	11	1	3,872	64	13.05	9.00	605	17	(1)	(0)
Bhutan . . . . .	SUD	As	2	14	19	924	770	0.00	4.00	12	832	(4)	45
Bolivia, Plurinational State of . . . . .	SAD	SA	109	547	682	133,510	12,172	3.61	6.00	110	91	4	36
Bonaire, Sint Eustatius, and Saba . . . . .	IAD	NA	3	5	1	935	28	16.25	6.00	334	30	1	31
Bosnia and Herzegovina . . . . .	TED	Eur	1	23	0	579	3,409	3.45	12.00	2	5,878	(0)	(2)
Botswana . . . . .	SID	Afr	25	167	92	49,962	2,675	0.21	5.00	187	54	4	33
Brazil . . . . .	SAD	SA	2,045	10,497	9,118	1,807,503	204,035	5.46	8.00	89	113	2	25
British Virgin Islands . . . . .	IAD	NA	3	8	0	2,221	32	8.66	7.00	694	14	1	25
Brunei Darussalam . . . . .	SSD	As	0	0	0	0	449	0.00	4.00	-	449,000	0	0
Bulgaria . . . . .	EUD	Eur	48	97	113	6,971	6,431	17.15	18.00	11	922	(1)	(6)
Burkina Faso . . . . .	WAD	Afr	5	13	64	2,865	22,910	1.50	9.00	1	7,994	7	(30)
Burundi . . . . .	ECD	Afr	44	556	511	223,297	13,186	1.39	7.00	169	59	5	127
Cabo Verde . . . . .	WAD	Afr	4	47	28	10,292	599	1.89	6.00	172	58	3	36
Cambodia . . . . .	SSD	As	52	9	33	4,887	16,995	4.52	7.00	3	3,477	10	(21)
Cameroon . . . . .	WAD	Afr	121	1,057	688	137,871	28,088	1.88	9.00	49	204	7	64
Canada . . . . .	NAD	NA	240	395	81	76,588	40,098	6.65	8.00	19	524	2	15
Cayman Islands . . . . .	IAD	NA	8	16	1	7,498	69	4.86	7.00	1,087	9	4	41
Central African Republic . . . . .	WAD	Afr	3	52	37	5,914	6,152	9.65	20.00	10	1,040	14	(0)
Chad . . . . .	WAD	Afr	11	42	39	5,332	18,279	1.62	12.00	3	3,428	8	140
Chile . . . . .	SAD	SA	137	720	278	103,438	19,980	8.77	7.00	52	193	(2)	(6)
China . . . . .	CHUM	As	156	1,097	2,720	477,708	1,411,325	1.44	7.00	3	2,954	(0)	15
Colombia . . . . .	IAD	SA	219	1,929	890	293,298	52,216	7.31	7.00	56	178	(0)	(7)
Comoros . . . . .	SID	Afr	0	0	0	0	852	0.00	9.00	-	852,000	0	0
Congo . . . . .	WAD	Afr	4	17	8	1,651	6,107	0.63	7.00	3	3,697	4	113
Congo, Democratic Republic of the . . . . .	ECD	Afr	383	2,389	1,951	799,625	102,263	3.03	9.00	78	128	4	60
Cook Islands . . . . .	SPD	Oc	2	14	2	1,054	17	3.79	8.00	620	16	(0)	14
Costa Rica . . . . .	IAD	NA	23	256	67	41,181	5,264	1.80	6.00	78	128	5	(43)
Cote d'Ivoire . . . . .	WAD	Afr	20	99	136	12,059	30,895	5.08	9.00	4	2,562	7	135
Croatia . . . . .	TED	Eur	10	60	0	2,422	3,846	21.33	14.00	6	1,587	(3)	(13)
Cuba . . . . .	IAD	NA	60	384	162	40,266	11,011	14.07	15.00	37	273	1	18
Curacao . . . . .	IAD	NA	8	27	2	8,045	148	6.39	11.00	544	18	(7)	14
Cyprus . . . . .	TED	As	3	3	1	130	1,260	0.00	7.00	1	9,618	3	46
Czechia . . . . .	EUD	Eur	47	145	27	7,477	10,911	11.72	11.00	7	1,459	2	(1)
Denmark . . . . .	TED	Eur	7	39	1	2,296	5,944	11.23	10.00	4	2,588	(1)	(7)
Djibouti . . . . .	ECD	Afr	0	0	0	0	1,133	0.00	9.00	-	1,133,000	0	0
Dominica . . . . .	IAD	NA	8	23	6	3,200	73	0.81	9.00	438	23	(57)	(53)
Dominican Republic . . . . .	IAD	NA	109	1,016	534	324,026	11,333	0.14	6.00	286	35	1	10
Ecuador . . . . .	SAD	SA	67	326	335	57,338	17,117	5.27	5.00	33	299	2	(2)
Egypt . . . . .	MENA	Afr				891	105,172	87.60	6.00	0	117,906	1	21
El Salvador . . . . .	IAD	NA	56	844	193	188,595	6,365	3.47	8.00	296	34	(1)	(11)
Equatorial Guinea . . . . .	WAD	Afr	4	13	22	2,241	1,715	3.42	9.00	13	765	9	28
Eritrea . . . . .	ECD	Afr	0	3	12	526	3,749	0.00	7.00	1	7,114	0	0
Estonia . . . . .	TED	Eur	5	20	1	1,225	1,383	20.13	13.00	9	1,128	(1)	(23)
Eswatini . . . . .	SID	Afr	5	30	37	9,632	1,211	1.56	12.00	80	126	0	40
Ethiopia . . . . .	ECD	Afr	226	1,131	708	253,486	126,527	2.83	6.00	20	499	7	76
Falkland Islands (Malvinas) . . . . .	SAD	SA	1	0	1	8	4	0.00	7.00	20	444	0	+
Faroe Islands . . . . .	TED	Eur	0	1	0	47	54	20.83	9.00	9	1,125	(2)	(20)

Country or Area of the World	Division	Continent	Ordained Ministers 2023	Churches 2023	Companies 2023	Church Membership 2023	Population Estimate (Thousands) 2023	Adventist Deaths Per Thousand	General Population Deaths Per Thousand	Church Membership Per Ten Thousand Population	Population Per Member Ratio**	% Net Membership Growth	
												Over Last Year	Over Last 10 Year
Fiji	SPD	Oc	51	194	81	29,998	905	3.38	8.00	331	30	0	25
Finland	TED	Eur	5	59	9	4,166	5,547	20.16	11.00	8	1,331	(2)	(14)
France	EUD	Eur	75	137	46	17,217	65,939	5.46	10.00	3	3,830	1	29
French Guiana	IAD	SA	7	14	6	3,487	296	1.49	5.00	118	85	4	40
French Polynesia	SPD	Oc	6	44	21	5,306	283	3.96	6.00	187	53	0	13
Gabon	WAD	Afr	3	22	10	2,638	2,437	1.54	7.00	11	923	2	(1)
Gambia	WAD	Afr	2	5	7	394	2,773	2.72	7.00	1	7,020	7	34
Georgia	ESD	As	2	7	3	310	3,760	12.42	13.00	1	12,090	(4)	(16)
Germany	EUD	Eur	210	541	33	34,101	84,925	11.94	13.00	4	2,490	0	(2)
Ghana	WAD	Afr	431	2,187	2,354	416,021	34,122	3.28	8.00	122	82	4	2
Gibraltar	EUD	Eur	0	0	0	3	33	0.00	9.00	1	8,250	0	0
Greece	TED	Eur	4	11	4	451	10,580	7.95	14.00	0	23,407	(10)	10
Greenland	TED	NA	0	0	0	0	57	0.00	9.00	-	57,000	0	0
Grenada	IAD	NA	12	46	5	13,692	126	4.14	8.00	1,087	9	1	0
Guadeloupe	IAD	NA	11	64	11	10,320	376	4.29	10.00	274	36	1	(15)
Guam	NAD	Oc	3	23	13	1,501	181	18.11	6.00	83	121	1	21
Guatemala	IAD	NA	62	1,092	278	188,586	18,092	1.66	5.00	104	96	(4)	(24)
Guernsey	TED	Eur	0	0	0	0	64	0.00	8.00	-	64,000	0	0
Guinea	WAD	Afr	2	6	28	2,920	14,191	2.13	10.00	2	4,858	4	83
Guinea-Bissau	WAD	Afr	5	11	11	4,799	2,151	0.22	9.00	22	448	7	79
Guyana	IAD	SA	25	173	18	67,981	814	0.31	10.00	835	12	1	13
Haiti	IAD	NA	95	679	651	502,076	11,611	1.12	8.00	432	23	1	23
Holy See	EUD	Eur	0	0	0	0	1	0.00	0.00	-	1,000	0	0
Honduras	IAD	NA	42	506	231	75,722	9,747	1.19	5.00	78	129	5	(71)
Hong Kong Special Administrative Region (China)	CHUM	As	11	19	3	4,549	7,299	6.19	8.00	6	1,604	0	(5)
Hungary	TED	Eur	33	109	21	5,049	9,551	16.44	14.00	5	1,891	0	8
Iceland	TED	Eur	2	6	1	506	394	2.11	7.00	13	777	7	5
India	SUD	As	542	4,562	4,784	1,160,882	1,428,628	0.93	8.00	8	1,231	1	(23)
Indonesia	SSD	As	689	1,966	424	233,358	278,696	4.00	6.00	8	1,194	1	22
Iran (Islamic Republic of)	MENA	As				0	89,173	0.00	6.00	-	89,173,000	0	-
Iraq	MENA	As				81	45,505	24.10	4.00	0	554,939	(2)	(16)
Ireland	TED	Eur	5	8	8	872	5,213	3.66	7.00	2	5,971	6	100
Isle of Man	TED	Eur	0	1	0	51	85	0.00	5.00	6	1,635	2	76
Israel	ISRF	As	8	15	5	838	9,771	0.00	5.00	1	11,646	1	5
Italy	EUD	Eur	40	109	19	9,584	58,762	6.89	12.00	2	6,131	2	0
Jamaica	IAD	NA	94	707	29	342,106	2,826	2.50	9.00	1,211	8	2	23
Japan	NSD	As	47	97	48	15,076	124,474	14.76	13.00	1	8,256	1	(1)
Jersey	TED	Eur	0	0	0	0	110	0.00	8.00	-	110,000	0	0
Jordan	MENA	As				177	11,427	0.00	4.00	0	64,197	(1)	(1)
Kazakhstan	ESD	As	17	30	24	2,103	19,920	15.98	7.00	1	9,468	2	(25)
Kenya	ECD	Afr	699	7,947	3,937	1,234,320	55,101	5.78	8.00	224	45	8	55
Kiribati	SPD	Oc	5	20	9	3,207	125	1.60	7.00	257	39	3	31
Korea, Democratic People's Republic of	NSD	As				866	26,161	0.00	9.00	0	30,174	0	0
Korea, Republic of	NSD	As	612	675	132	263,991	51,387	1.17	7.00	51	195	1	12
Kuwait	MENA	As				222	4,450	0.00	2.00	0	19,955	7	16
Kyrgyzstan	ESD	As	4	10	8	597	6,803	11.48	5.00	1	11,376	(2)	(21)
Lao People's Democratic Republic	SSD	As	8	14	15	3,387	7,550	1.66	7.00	4	2,228	(37)	58
Latvia	TED	Eur	18	51	2	3,634	1,887	12.30	16.00	19	519	(1)	(10)
Lebanon	MENA	As				362	5,354	17.09	9.00	1	14,749	3	28
Lesotho	SID	Afr	6	50	19	6,638	2,330	0.64	14.00	28	351	(39)	(14)
Liberia	WAD	Afr	27	110	70	32,035	5,404	2.12	9.00	59	169	6	107
Libya	MENA	Afr				57	6,888	0.00	6.00	0	118,759	0	(53)
Liechtenstein	EUD	Eur	0	0	0	9	40	0.00	7.00	2	4,000	0	13
Lithuania	TED	Eur	8	16	4	632	2,868	19.06	15.00	2	4,531	(7)	(28)
Luxembourg	EUD	Eur	0	2	0	198	669	0.00	7.00	3	3,362	(1)	92
Macao Special Administrative Region (China)	CHUM	As	0	2	1	358	679	2.89	4.00	5	1,891	3	36
Madagascar	SID	Afr	89	1,310	1,256	213,561	30,414	0.98	7.00	70	142	(0)	72
Malawi	SID	Afr	163	1,689	2,118	712,877	19,810	1.16	7.00	360	28	6	66
Malaysia	SSD	As	55	481	27	60,079	33,400	2.99	9.00	18	556	(2)	12
Maldives	SUD	As	0	0	0	0	575	0.00	3.00	-	575,000	0	0
Mali	WAD	Afr	1	5	8	2,192	23,294	0.00	9.00	1	10,622	2	36
Malta	EUD	Eur	0	1	0	42	553	0.00	7.00	1	12,860	45	35
Marshall Islands	NAD	Oc	3	3	5	1,092	54	0.00	8.00	202	49	0	46
Martinique	IAD	NA	11	68	6	16,471	348	3.70	11.00	473	21	(0)	6
Mauritania	WAD	Afr	0	1	1	55	4,876	0.00	7.00	0	87,071	17	28
Mauritius	SID	Afr	8	34	4	5,422	1,260	3.39	10.00	43	232	2	14
Mayotte	SID	Afr	1	0	1	124	317	0.00	3.00	4	2,536	3	+
Mexico	IAD	NA	543	5,395	4,421	836,571	130,955	5.62	9.00	64	157	2	23
Micronesia (Federated States of)	NAD	Oc	2	7	1	1,637	106	0.00	6.00	154	65	0	2
Moldova, Republic of	ESD	Eur	35	132	90	7,764	3,436	17.58	14.00	23	442	(3)	(20)
Monaco	EUD	Eur	0	0	0	0	39	0.00	9.00	-	39,000	0	0
Mongolia	NSD	As	7	6	5	3,362	3,507	0.00	6.00	10	1,043	0	69
Montenegro	TED	Eur	2	5	0	240	616	4.27	12.00	4	2,556	3	(2)
Montserrat	IAD	NA	0	2	1	512	4	7.95	11.00	1,280	8	2	(55)
Morocco	MENA	Afr				64	37,002	0.00	5.00	0	569,262	33	21
Mozambique	SID	Afr	42	1,072	1,630	383,447	33,897	1.34	9.00	113	88	2	22
Myanmar	SSD	As	59	248	92	38,313	55,425	2.90	8.00	7	1,447	3	36

Table 2—Seventh-day Adventist Presence in Countries and Areas of the World (Cont'd)

Country or Area of the World	Division	Continent	Ordained Ministers 2023	Churches 2023	Companies 2023	Church Membership 2023	Population Estimate (Thousands) 2023	Adventist Deaths Per Thousand	General Population Deaths Per Thousand	Church Membership Per Ten Thousand Population	Population Per Member Ratio**	% Net Membership Growth	
												Over Last Year	Over Last 10 Year
Namibia	SID	Afr	14	135	41	17,850	2,604	2.53	11.00	69	146	(10)	(3)
Nauru	SPD	Oc	1	1	0	136	12	0.00	7.00	113	88	2	444
Nepal	SUD	As	5	41	30	9,439	30,897	6.22	7.00	3	3,273	(2)	7
Netherlands	TED	Eur	25	59	15	6,191	17,880	9.06	10.00	3	2,888	2	10
New Caledonia	SPD	Oc	4	6	2	1,109	275	1.82	5.00	40	248	1	35
New Zealand	SPD	Oc	48	90	24	14,396	5,223	7.03	8.00	28	363	2	18
Nicaragua	IAD	NA	28	326	176	38,369	6,804	2.73	5.00	56	177	9	(70)
Niger	WAD	Afr	5	2	34	1,794	27,203	2.29	8.00	1	15,155	37	632
Nigeria	WAD	Afr	465	1,405	1,560	324,385	223,805	3.35	12.00	14	690	9	62
Niue	SPD	Oc	1	0	1	34	2	0.00	14.00	170	57	0	750
North Macedonia	TED	Eur	3	15	6	526	1,833	5.83	12.00	3	3,478	2	(5)
Northern Mariana Islands	NAD	Oc	2	1	3	334	50	0.00	6.00	67	149	0	17
Norway	TED	Eur	0	59	2	4,511	5,521	8.28	8.00	8	1,224	1	(0)
Oman	MENA	As				75	5,007	12.66	3.00	0	65,882	(5)	92
Pakistan	SSD	As	23	135	127	19,253	240,486	3.72	7.00	1	12,490	14	156
Palau	NAD	Oc	0	4	2	1,047	18	0.00	13.00	582	17	(22)	(10)
Palestine, State of		As				0	5,483	0.00	4.00	-	5,483,000	0	0
Panama	IAD	NA	34	419	183	106,176	4,453	2.06	6.00	238	42	4	6
Papua New Guinea	SPD	Oc	444	1,203	3,662	422,756	9,501	1.55	6.00	445	22	6	77
Paraguay	SAD	SA	20	84	95	15,046	6,182	3.57	7.00	24	411	3	13
Peru	SAD	SA	369	2,769	3,198	432,120	33,762	6.16	8.00	128	78	4	2
Philippines	SSD	As	471	5,505	2,360	1,217,070	117,337	1.73	8.00	104	96	(16)	40
Pitcairn	SPD	Oc	0	1	0	35	-	0.00	0.00	-	-	0	59
Poland	TED	Eur	43	120	30	5,970	37,698	6.97	11.00	2	6,314	2	3
Portugal	EUD	Eur	33	98	13	11,616	10,490	13.21	12.00	11	903	5	26
Puerto Rico	IAD	NA	80	307	8	33,553	3,253	7.21	10.00	103	97	1	(4)
Qatar	MENA	As				423	2,716	0.00	1.00	2	6,406	13	184
Reunion	SID	Afr	4	17	2	1,250	875	4.01	7.00	14	699	0	(15)
Romania	EUD	Eur	57	1,076	231	61,278	19,056	18.06	18.00	32	311	(1)	(8)
Russian Federation	ESD	Eur	197	618	403	38,727	146,894	16.90	14.00	3	3,793	(1)	(13)
Rwanda	ECD	Afr	167	1,952	612	1,128,965	14,095	540.00	6.00	801	12	7	87
Saint Barthelemy	IAD	NA	0	0	0	4	11	0.00	6.00	4	2,200	0	0
Saint Helena	SID	Afr	1	1	0	112	5	0.00	16.00	224	44	0	2
Saint Kitts and Nevis	IAD	NA	3	13	1	2,402	48	9.00	9.00	500	20	0	(3)
Saint Lucia	IAD	NA	16	46	3	15,695	184	17.32	10.00	853	12	4	(11)
Saint Martin	IAD	NA	2	4	1	465	44	0.00	8.00	106	94	0	0
Saint Pierre and Miquelon	NAD	NA	1	0	0	0	6	0.00	12.00	-	6,000	0	0
Saint Vincent and the Grenadines	IAD	NA	10	39	2	12,638	111	2.01	11.00	1,139	9	1	(14)
Samoa	SPD	Oc	26	40	28	11,670	202	1.24	5.00	578	17	3	31
San Marino	EUD	Eur	0	0	0	0	35	0.00	7.00	-	35,000	0	0
Sao Tome and Principe	SID	Afr	3	27	79	8,241	232	1.86	6.00	355	28	2	67
Saudi Arabia	MENA	As				711	36,947	0.00	3.00	0	51,892	14	261
Senegal	WAD	Afr	3	6	6	659	18,276	4.78	6.00	0	27,691	5	18
Serbia	TED	Eur	27	167	0	5,334	8,357	21.78	8.00	6	1,566	(1)	(19)
Seychelles	SID	Afr	3	8	3	1,229	121	1.67	8.00	102	98	3	38
Sierra Leone	WAD	Afr	9	53	75	14,417	8,908	7.29	9.00	16	618	12	31
Singapore	SSD	As	9	7	0	3,447	5,826	2.77	6.00	6	1,690	6	18
Sint Maarten	IAD	NA	6	6	1	3,233	44	7.78	8.00	735	14	1	19
Slovakia	EUD	Eur	10	42	8	2,220	5,426	9.66	11.00	4	2,443	2	(1)
Slovenia	TED	Eur	1	15	2	541	2,120	9.07	11.00	3	3,911	(2)	0
Solomon Islands	SPD	Oc	0	211	394	61,840	761	0.16	5.00	813	12	2	34
Somalia	ECD	Afr	0	0	0	0	18,143	0.00	11.00	-	18,143,000	0	0
South Africa	SID	Afr	203	1,212	337	146,571	60,724	3.19	11.00	24	414	1	25
South Sudan	ECD	Afr	41	128	228	77,551	11,089	0.43	11.00	70	143	14	264
Spain	EUD	Eur	62	121	40	18,629	48,345	3.89	11.00	4	2,595	5	13
Sri Lanka	SSD	As	7	35	21	3,934	22,658	1.95	7.00	2	5,758	10	43
Sudan	MENA	Afr				1,156	48,109	0.00	7.00	0	41,581	0	1,001
Suriname	IAD	SA	5	17	3	3,294	645	6.18	9.00	51	196	(3)	(4)
Sweden	TED	Eur	0	32	7	2,949	10,545	12.64	9.00	3	3,575	1	6
Switzerland	EUD	Eur	26	58	4	4,827	8,850	12.97	8.00	5	1,833	1	9
Syrian Arab Republic	MENA	As				0	23,227	0.00	5.00	-	23,227,000	0	0
Taiwan (China)	NSD	As	48	58	29	6,679	23,373	4.80	9.00	3	3,499	(6)	10
Tajikistan	ESD	As	3	2	7	284	10,195	21.35	5.00	0	35,772	1	46
Tanzania, United Republic of	ECD	Afr	341	4,568	2,869	1,051,381	67,438	2.21	6.00	156	64	9	150
Thailand	SSD	As	45	50	72	17,490	65,994	2.21	9.00	3	3,773	4	17
Timor-Leste	SSD	As	3	2	4	828	1,361	6.39	7.00	6	1,642	6	61
Togo	WAD	Afr	16	80	142	10,578	9,054	1.83	8.00	12	856	8	66
Tokelau	SPD	Oc	0	0	0	0	2	0.00	7.00	-	2,000	0	0
Tonga	SPD	Oc	9	16	18	4,025	99	3.95	7.00	407	25	(1)	35
Trinidad and Tobago	IAD	NA	52	167	21	67,785	1,365	3.91	8.00	497	20	(2)	4
Tunisia	MENA	Afr				59	11,864	0.00	11.00	0	197,733	9	26
Turkiye	MENA	As				741	85,580	0.00	6.00	0	115,337	15	580
Turkmenistan	ESD	As	0	1	1	87	7,105	22.47	7.00	0	80,739	(2)	(7)
Turks and Caicos Islands	IAD	NA	4	10	1	4,456	46	2.10	9.00	969	10	4	67
Tuvalu	SPD	Oc	1	2	2	353	11	13.97	10.00	321	31	(1)	31
Uganda	ECD	Afr	212	1,674	2,707	538,756	48,582	0.72	6.00	111	90	12	96
Ukraine	UKUC	Eur	249	737	195	39,502	36,745	21.38	21.00	11	930	(10)	(24)

Table 2—Seventh-day Adventist Presence in Countries and Areas of the World (Cont'd)

Country or Area of the World	Division	Continent	Ordained Ministers 2023	Churches 2023	Companies 2023	Church Membership 2023	Population Estimate (Thousands) 2023	Adventist Deaths Per Thousand	General Population Deaths Per Thousand	Church Membership Per Ten Thousand Population	Population Per Member Ratio**	% Net Membership Growth	
												Over Last Year	Over Last 10 Year

Table 2—Seventh-day Adventist Presence in Countries and Areas of the World (Cont'd)

United Arab Emirates . . . . .	MENA	As				1,612	9,517	1.35	2.00	2	5,900	8	156
United Kingdom of Great Britain and Northern Ireland . . . . .	TED	Eur	126	297	107	41,704	68,122	6.71	10.00	6	1,633	3	22
United States of America . . . . .	NAD	NA	2,664	5,303	784	1,171,952	334,996	6.96	10.00	35	286	2	6
United States Virgin Islands . . . . .	IAD	NA	8	13	2	8,142	99	10.39	14.00	822	12	1	(6)
Uruguay . . . . .	SAD	SA	10	60	50	7,866	3,567	7.62	9.00	22	453	3	(2)
Uzbekistan . . . . .	ESD	As	4	9	2	714	36,372	5.75	5.00	0	50,870	3	(6)
Vanuatu . . . . .	SPD	Oc	15	95	219	27,760	315	1.91	5.00	881	11	6	44
Venezuela (Bolivarian Republic of) . . . . .	IAD	SA	106	1,348	485	349,805	28,838	2.09	8.00	121	82	0	25
Viet Nam . . . . .	SSD	As	87	21	175	15,291	98,859	1.56	7.00	2	6,465	4	35
Wallis and Futuna Islands . . . . .	SPD	Oc				18	12	0.00	7.00	15	632	0	20
Western Sahara . . . . .	MENA	Afr				0	587	0.00	6.00	-	587,000	0	0
Yemen . . . . .	MENA	As				0	34,450	0.00	7.00	-	34,450,000	0	0
Zambia . . . . .	SID	Afr	182	4,049	4,279	1,465,379	20,152	1.64	7.00	727	14	5	62
Zimbabwe . . . . .	SID	Afr	166	2,724	1,985	495,396	16,665	1.91	8.00	297	34	0	(35)

SUMMARY

Africa . . . . .	4,540	24,377	21,231	5,302,983	2,474,672	4.20	7.29	21	467	3	30
Asia . . . . .	3,019	16,848	11,020	3,996,033	2,615,628	2.08	8.00	15	655	1	(6)
Europe . . . . .	3,030	21,500	15,784	4,251,004	894,092	3.71	9.01	48	210	4	37
North America . . . . .	2,278	16,274	11,870	3,791,300	829,358	2.54	9.08	46	219	(2)	42
Oceania . . . . .	1,126	7,771	6,380	1,855,344	542,282	2.37	8.39	34	292	9	107
South America . . . . .	3,372	13,930	8,091	3,585,639	652,551	3.57	8.75	55	182	3	14

WORLD TOTALS 2023 . . . . .	17,365	100,700	74,376	22,782,303	8,008,583	3.20	8.09	28	352	2	26
WORLD TOTALS 2022 . . . . .	16,949	97,811	73,886	22,234,406	7,963,235	3.21	7.98	28	358	1	24

Note—Statistics for some countries or areas are not available. \*\*Population per member is calculated as population divided by members plus one (to avoid dividing by zero). \*No report since 1959.

## GLOBAL MISSION (GM) Table 3 10/40 Window

Matthew 24:14: “And this gospel of the kingdom will be preached in the whole world as a testimony to all nations, and then the end will come.” NIV

The 10/40 Window describes a rectangular-shaped region of the world map in the eastern hemisphere between the 10 and 40 northern lines of latitude, which includes North Africa, the Middle East, and Asia, where more than 60% of the world’s population live. This region is home to some of the largest people groups who do not have access to the Gospel message. The majority of the world’s least evangelized countries and a great number of the poor are within the 10/40 Window. It contains three of the world’s dominant religions: Islam, Hinduism, and Buddhism, plus the non-religious. Much of this region also has Biblical and historical significance.

### Countries and Areas in the 10/40 Window

Afghanistan	China	Iraq	Malaysia	Palestine, State of	Timor-Leste
Albania	Djibouti	Israel	Maldives	Qatar	Tunisia
Algeria	Egypt	Japan	Mali	Saudi Arabia	Turkiye
Azerbaijan	Eritrea	Jordan	Mauritania	Senegal	Turkmenistan
Bahrain	Ethiopia	Kazakhstan	Mongolia	Somalia	United Arab Emirates
Bangladesh	Gambia	Korea, Democ People’s Rep of	Morocco	South Sudan	Uzbekistan
Benin	Guinea	Kuwait	Myanmar	Sri Lanka	Viet Nam
Bhutan	Guinea-Bissau	Kyrgyzstan	Nepal	Sudan	Western Sahara
Brunei Darussalam	Hong Kong SAR (China)	Lao People’s Democratic Rep	Niger	Syrian Arab Republic	Yemen
Burkina Faso	India	Lebanon	Nigeria	Taiwan (China)	
Cambodia	Indonesia	Libya	Oman	Tajikistan	
Chad	Iran (Islamic Republic of)	Macao SAR (China)	Pakistan	Thailand	

### General Church Statistics Inside and Outside the 10/40 Window 2023

	Number of Countries	Ordained Ministers	Churches	Companies	Church Membership	Population Estimate (Thousands) Mid-2023	Population Per Member Ratio
Inside the 10/40 Countries . . . . .	69	2,708	11,847	11,764	2,806,930	5,347,420	1,905
Outside the 10/40 Countries . . . . .	166	14,657	88,853	62,612	19,975,373	2,661,163	133

### Number of Seventh-day Adventist Institutions as Listed in the SDA Yearbook in the 10/40 Window 2023

	Food Industries	Hospitals	Media Centers	Radio and TV Stations	Medical/Dental Clinics and Air Bases	Nursing Homes/Retirement Centers	Orphanages	Publishing Houses	Tertiary Schools	Secondary Schools
Inside the 10/40 Countries . . . . .	4	33	4	5	45	4	3	12	22	63
Outside the 10/40 Countries . . . . .	11	160	15	129	251	73	13	48	85	721

LANGUAGES AND DIALECTS IN WHICH SEVENTH-DAY ADVENTIST PUBLICATIONS ARE NOW IN PRINT

Table 32

Country or Area of the World	Language or Dialect	Country or Area of the World	Language or Dialect	Country or Area of the World	Language or Dialect
Albania (2020)	Albanian, Gheg	Colombia (2021)	English; French; German; Portuguese; Spanish	India	Anal; Assamese; Bengali; Chhattisgarhi; Chiru; Dzongkha; English; Garo; Gujarati; Hindi; Kannada; Khasi; Kom; Malayalam; Manipuri; Mao; Marathi; Mizo; Mundari; Naga, Ao; Nepali; Oriya; Punjabi; Eastern; Rava; Rongmei; Sadri; Santhali; Tamil; Tangkhul; Telugu; Thadou
Algeria	Arabic, Standard; English; French; Kabyle	Congo (2020)	French	Indonesia	English; Indonesian
American Samoa (2020)	English; Samoan	Congo, Democratic Republic of the	Alur; English; French; Havu; Hunde; Kinyarwanda; Lendu; Lingala; Nandi; Rega; Shi; Swahili; Tembo	Iran (Islamic Republic of)	English; Dari
Andorra (2020)	Spanish	Cook Islands (2021)	Cook Islands Maori; English	Iraq (2022)	Arabic, Levantine; Arabic, North Mesopotamian; Kurdish, Central; Kurdish, Northern
Angola	English; Kwangali; Lozi; Luvale; Mbwela; Nyemba; Oshiwambo; Portuguese; Umbundu	Costa Rica (2021)	English; Spanish	Ireland (2022)	Bosnian; Bulgarian; Croatian; English; Hungarian; Polish; Portuguese; Romanian; Russian; Serbian; Spanish; Tagalog; Ukrainian
Anguilla (2019)	English; Spanish	Cote d'Ivoire	French	Isle of Man (2020)	English
Antigua and Barbuda	English	Croatia (2020)	Croatian	Israel (2021)	Amharic; Arabic, Standard; English; Hebrew; Romanian; Russian; Spanish
Argentina	Spanish	Cuba (2020)	Cubeo; Jamaican Creole English; Spanish	Italy	English; Italian
Armenia (2022)	Armenian	Curacao (2022)	Dutch; English; Papiamentu; Spanish	Jamaica (2021)	English
Aruba (2022)	Dutch; English; Papiamentu; Spanish	Cyprus	Bulgarian; English; Filipino; Greek; Russian; Turkish; Ukrainian	Japan	Japanese
Australia (2021)	Arabic; Arabic, Sudanese; Burmese; Chinese, Mandarin; Chinese, Yue; Cook Islands Maori; Croatian; English; Fiji Hindi; Fijian; Filipino; Hungarian; Italian; Kayan; Korean; Macedonian; Oromo; Polish; Portuguese; Romanian; Russian; Samoan; Serbian; Spanish; Swahili; Tok Pisin; Tongan	Czechia	Czech	Jersey (2020)	English
Austria	Dari; English; German, Standard; Romanian; Serbo-Croatian	Denmark (2021)	Danish	Jordan (2022)	Arabic, Levantine; Arabic, Standard; English; Kurdish, Central; Kurdish, Northern
Azerbaijan (2021)	Azerbaijani, North	Djibouti (2020)	English; French	Kazakhstan (2022)	Kazakh; Russian
Bahamas (2022)	English; French; Spanish	Dominica (2022)	English	Kenya	Dholuo; Ekegusii; English; Gikuyu; Kalenjin; Kenyan Sign Language; Kipsigis; Kuria; Nandi; Oluluyia; Pokoot; Saamya-Gwe; Sabiny; Swahili; Teso; Tugen; Turkana
Bahrain (2021)	Arabic, Standard; English	Dominican Republic (2022)	Spanish	Kiribati (2020)	English; Kiribati
Bangladesh	Bengali; English	Ecuador	Quichua, Chimborazo Highland; Spanish	Korea, Republic of	Korean
Barbados (2022)	English	Egypt (2021)	Arabic, Standard; English	Kuwait (2021)	Arabic, Standard; English
Belarus (2022)	Belarusian; Russian	El Salvador	Spanish	Kyrgyzstan (2022)	Kyrgyz; Russian
Belgium (2020)	Bwamu, Cwi; English; French; Korean; Malagasy; Portuguese; Romanian; Russian; Serbo-Croatian; Spanish; Tagalog; Tamil	Equatorial Guinea (2020)	Fa d'Ambu; Fang	Lao People's Democratic Republic (2022)	Hmong; Lao
Belize	English; Spanish	Estonia (2020)	English; Estonian; Russian	Latvia (2020)	Latvian; Russian
Benin (2021)	Fon; French	Eswatini (2020)	English; Swati	Lebanon (2022)	Arabic, Levantine; English; Kurdish, Central; Kurdish, Northern
Bermuda (2022)	English	Ethiopia (2021)	Amharic; English; Nuer; Oromo, West Central	Lesotho (2020)	English; Sotho, Southern
Bhutan	Dzongkha; Nepali	Falkland Islands (Malvinas)	English; Spanish	Liberia	Bassa; English; Kpelle
Bolivia, Plurinational State of	Aymara; German, Standard; Spanish	Faroe Islands (2021)	Danish; Faroese	Lithuania	Lithuanian; Russian
Bonaire, Sint Eustatius, and Saba (2022)	Dutch; English; Papiamentu; Spanish	Fiji	English	Luxembourg (2020)	Arabic, Moroccan; Arabic, Tunisian; Bulgarian; English; French; Malagasy; Portuguese; Romanian
Bosnia and Herzegovina (2020)	Bosnian; Croatian; Serbian	Finland	Finnish; Swedish	Macao Special Administrative Region (China) (2020)	Chinese, Mandarin
Botswana (2022)	Afrikaans; English; Kalanga; Tshuwau; Setswana	France (2021)	French	Madagascar	French; Malagasy, Merina
Brazil	Haitian Creole; Portuguese; Spanish	French Guiana (2021)	English; French	Malawi	Chichewa; English
British Virgin Islands (2019)	English; Spanish	French Polynesia (2020)	English; French; Marquesan, North; Marquesan, South; Tahitian	Malaysia	Chinese, Mandarin; English; Malay; Tamil
Bulgaria (2022)	Bulgarian	Gabon (2021)	French	Malta (2020)	English
Burkina Faso (2021)	French	Gambia	English; French	Marshall Islands	English
Burundi (2022)	Rundi	Georgia (2022)	Georgian; Russian	Martinique (2021)	French
Cabo Verde	Portuguese	Germany	German, Standard; Russian	Mauritania	English; French; Wolof
Cambodia	Khmer	Ghana	Akan; Bwamu, Cwi; Dagbani; English; Ewe; Fante; Ga; Gonja; Nzema	Mauritius (2021)	English; French; Morisyen
Cameroon	Bangandu; Bebil; Bulu; English; French; Fulfulde, Central-Eastern Niger; Fulfulde, Western Niger; Gbaya, Southwest; Kako; Kepere; Koonzime; Makaa; Mpiemo; Mpumpong; Pol; Sango	Gibraltar (2021)	English	Mayotte (2021)	Comorian, Maore; French
Canada	English; French	Greece (2022)	Albanian, Gheg; Bulgarian; English; Greek; Romanian; Russian; Tagalog; Ukrainian	Mexico	English; Plautdietsch; Portuguese; Spanish; Tarahumara, Western
Cayman Islands (2021)	English; Spanish	Greenland (2021)	Danish; Greenlandic	Micronesia (Federated States of)	English; Pohnpeian
Central African Republic (2020)	French; Sango	Grenada (2022)	English	Moldova, Republic of (2022)	Romanian; Russian
Chad (2021)	Arabic, Chadian; French; Kera; Marba; Massalat; Nancere; Ngambay; Tupuri	Guadeloupe (2021)	French	Mongolia (2021)	Mongolian, Halh
Chile	French; Haitian Creole; Spanish	Guam	Chamorro; Chuukese; English; Korean; Tagalog	Montenegro (2020)	Montenegrin; Serbian
China	Chinese, Mandarin; Tibetan, Khams	Guatemala	Spanish		
		Guinea	French; Kissi, Northern; Kpelle, Guinea; Pular		
		Guinea-Bissau (2022)	Guinea-Bissau Creole; Portuguese		
		Guyana	English		
		Haiti (2020)	French; Haitian Creole		
		Honduras (2022)	English; Spanish		
		Hong Kong Special Administrative Region (China) (2019)	Chinese, Mandarin; Chinese, Yue		
		Hungary (2022)	Hungarian		
		Iceland (2021)	English; Icelandic		



Country or Area of the World	Language or Dialect	Country or Area of the World	Language or Dialect	Country or Area of the World	Language or Dialect
Montserrat (2022)	English	Sao Tome and Principe	Portuguese	Turks and Caicos Islands (2021)	English; French; Spanish
Morocco	Arabic, Moroccan; Arabic, Standard; English; French; Tamazight, Standard Moroccan	Saudi Arabia (2021)	Arabic, Standard; English	Tuvalu	English; Tuvaluan
Mozambique	Chichewa; English; Portuguese; Shona	Senegal (2022)	English; French	Uganda (2021)	Acholi; Alur; Ateso; Chiga; Dholuo; English; French; Ganda; Gwere; Jopadhola; Kinyarwanda; Konzo; Kumam; Kupsapiiny; Lango; Lendu; Lugbara; Ma'di; Masaaba; Ng'akarimojong; Nyankore; Nyoro; Pokoot; Saamya-Gwe; Soga; Swahili; Tooro
Myanmar	Burmese; Chin; English; Karen; Karen, Pwo Eastern; Karen, S'gaw	Seychelles (2021)	English; French; Seychelles French Creole	Ukraine	Ukrainian
Namibia (2020)	Afrikaans; English; Gciriku; Kwangali; Lozi; Mbukushu; Ndonga; Oshiwambo; Portuguese; Umbundu	Sierra Leone	English	United Arab Emirates (2021)	Arabic, Standard; English
Nauru (2020)	English; Nauruan	Singapore (2022)	Chinese, Mandarin; English; Malay; Tamil	United Kingdom of Great Britain and Northern Ireland (2022)	Amharic; Bosnian; Bulgarian; Bwamu, Cwi; Croatian; English; Filipino; Gagauz; Ganda; Hindi; Hungarian; Icelandic; Latvian; Lithuanian; Macedonian; Ndebele; Norwegian; Oromiffa, Eastern; Persian, Iranian; Polish; Portuguese; Punjabi, Eastern; Romanian; Russian; Serbian; Shona; Slovak; Slovene; Spanish; Tagalog; Tigrigna; Turkish; Ukrainian
Nepal (2022)	English; Nepali	Sint Maarten (2019)	English; French; Spanish	United States of America	Afrikaans; Akan; Burmese; Bwamu, Cwi; English; Filipino; French; Haitian Creole; Hebrew; Igbo; Indonesian; Karen, S'gaw; Kinyarwanda; Korean; Mizo; Navajo; Portuguese; Q'eqchi'; Romanian; Russian; Samoan; Spanish; Swahili; Tagalog; Ukrainian
Netherlands	Dutch	Slovakia	Slovak	United States Virgin Islands (2020)	English; French; Spanish
New Caledonia (2020)	Bislama; French	Slovenia (2020)	Slovene	Uruguay	Spanish
New Zealand (2021)	Cook Islands Maori; English; Fiji Hindi; Fijian; Maori; Samoan; Tongan	Solomon Islands (2020)	English; Pijin	Uzbekistan (2022)	Russian; Uzbek, Northern
Nicaragua (2021)	English; Spanish	South Africa (2020)	Afrikaans; English; Portuguese; Setswana; Sotho, Northern; Sotho, Southern; Venda; Xhosa; Zulu	Vanuatu	English
Niger	French	South Sudan (2020)	Arabic, Sudanese; English; Nuer	Venezuela (Bolivarian Republic of) (2021)	Spanish
Nigeria	Efik; English; French; Ga; Ibibio; Igbo; Wolof; Yoruba	Spain (2022)	Spanish	Viet Nam (2021)	Vietnamese
Niue (2020)	English; Niue	Sri Lanka	English; Sinhala; Tamil	Wallis and Futuna Islands (2020)	French
North Macedonia (2020)	Macedonian	Sudan (2021)	Arabic, Sudanese; Dinka; English; Nuer	Zambia	Bemba; Chichewa; English; Kaonde; Lala-Bisa; Lamba; Lenje; Lozi; Lunda; Luvale; Malagasy, Merina; Mambwe-Lungu; Nsenga; Sala; Tonga; Tumbuka
Northern Mariana Islands	English	Suriname (2022)	Dutch; English; French; Haitian Creole; Portuguese; Sranan Tongo	Zimbabwe	English; Ndebele; Shona; Tonga; Venda
Norway	English; Norwegian	Sweden (2022)	English; Finnish; Spanish; Swedish		
Oman (2021)	Arabic, Standard; English	Switzerland	Albanian; Arabic, Standard; Bosnian; Bulgarian; Chinese, Mandarin; Croatian; Dari; English; French; German, Standard; German, Swiss; Hungarian; Italian; Japanese; Kurdish; Polish; Portuguese; Romanian; Russian; Serbian; Spanish; Tigrigna; Turkish; Ukrainian		
Pakistan (2022)	English	Syrian Arab Republic (2022)	Arabic, Levantine; English; Kurdish, Central; Kurdish, Northern		
Palau	English; Palauan; Tagalog	Taiwan (China) (2021)	Chinese, Mandarin		
Panama	English; Spanish	Tajikistan (2022)	Dari; Persian, Iranian; Russian; Tajik; Uzbek, Northern; Uzbek, Southern		
Papua New Guinea (2021)	English; Pijin; Tok Pisin	Tanzania, United Republic of (2020)	Asu; Bena; English; Ha; Haya; Hehe; Jita; Kuria; Maasai; Nyakyusa-Ngonde; Sukuma; Swahili		
Paraguay	Spanish	Thailand (2021)	English; Hmong; Karen, Pwo Eastern; Thai		
Peru	Portuguese; Spanish	Togo	Ewe; French		
Philippines	Cebuano; English; Filipino; Hiligaynon; Romblomanon; Tagalog; Waray-Waray	Tonga	Tongan		
Pitcairn (2020)	English	Trinidad and Tobago	English; Spanish		
Poland (2021)	Polish	Tunisia	Arabic, Standard; English; French		
Portugal (2020)	Portuguese	Turkiye	Dari; English; Turkish		
Puerto Rico	Spanish	Turkmenistan (2022)	Russian		
Qatar (2021)	Arabic, Standard; English				
Reunion (2021)	French				
Romania	English; Hungarian; Romanian				
Russian Federation (2022)	Azerbaijani, North; Crimean Tatar; Kabardian; Russian; Ukrainian; Yakut				
Rwanda (2021)	English; French; Kinyarwanda				
Saint Helena (2020)	English				
Saint Kitts and Nevis (2022)	English				
Saint Lucia	English				
Saint Vincent and the Grenadines (2022)	English; Spanish				
Samoa	Samoan				

Symbols Used in the Languages Column in this Table: ( ) = Synonym.  
 : = Dialect.  
 , = Used to qualify a main language with a differentiating adjective.

### Summary of All Languages and Dialects in Which Seventh-day Adventist Work is Being Conducted

Languages and Dialects Used in Publications	295
Languages and Dialects Heard in Broadcasts	265
Languages and Dialects Used in Oral Work	420
Living Languages in the World	7,164

# **Chapter 8 - The Long View**

SUMMARY OF SEVENTH-DAY ADVENTIST WORLD STATISTICS

Table 33

Year	Union Conferences and Missions	Local Conferences and Missions	Ministerial and Credential	Ministerial Credential	Comm. Ministry of Teaching Credential	Comm. Ministry of Teaching	Missionary Credential	Ministerial License	Commissioned Minister License	Comm. Ministry of Teaching License	Missionary License	Bible Instructors	Literature Evangelist and License	Total General Employees	Churches	Church Membership at End of Year	Tithe	World Mission Including S.S., Other G.C., and Ingathering Funds	Intradivision and Local Church Funds	Total Tithe and Offerings Per Capita
																	US\$	US\$	US\$	US\$
1863	6	22	8	8	8	8	8	8	8	8	8	8	8	8	8	8	8,000	8,000	8,000	2.29
1870	11	37	35	35	35	35	35	35	35	35	35	35	35	35	35	3,500	21,822	3,553	3,553	4.66
Total, 1863-1870	17	59	43	43	43	43	43	43	43	43	43	43	43	43	43	6,500	28,822	7,106	7,106	6.95
1880	32	144	116	116	116	116	116	116	116	116	116	116	116	116	116	15,570	127,803	5,354	5,354	4.35
Total, 1871-1880	49	181	132	132	132	132	132	132	132	132	132	132	132	132	132	30,140	255,606	10,708	10,708	8.70
1890	42	227	184	184	184	184	184	184	184	184	184	184	184	184	184	29,711	395,711	42,762	42,762	9.66
Total, 1881-1890	84	368	298	298	298	298	298	298	298	298	298	298	298	298	298	59,422	791,422	85,524	85,524	18.32
1900	2	87	510	337	337	337	337	337	337	337	337	337	337	337	337	75,767	510,259	151,710	151,710	8.74
Total, 1891-1900	44	204	1,024	458	458	458	458	458	458	458	458	458	458	458	458	104,526	1,338,690	458,944	458,944	21.27
1910	23	193	828	458	458	458	458	458	458	458	458	458	458	458	458	104,526	1,338,690	458,944	458,944	21.27
Total, 1901-1910	65	380	1,356	816	816	816	816	816	816	816	816	816	816	816	816	209,052	2,677,380	917,888	917,888	42.54
1920	46	301	1,287	1,068	1,068	1,068	1,068	1,068	1,068	1,068	1,068	1,068	1,068	1,068	1,068	185,450	7,195,463	3,251,550	3,251,550	63.92
Total, 1911-1920	69	494	2,574	1,553	1,553	1,553	1,553	1,553	1,553	1,553	1,553	1,553	1,553	1,553	1,553	370,900	14,390,916	6,503,103	6,503,103	127.84
1930	71	430	2,062	1,204	1,204	1,204	1,204	1,204	1,204	1,204	1,204	1,204	1,204	1,204	1,204	314,253	6,230,362	4,020,398	4,020,398	38.54
Total, 1921-1930	117	631	3,639	2,262	2,262	2,262	2,262	2,262	2,262	2,262	2,262	2,262	2,262	2,262	2,262	628,453	12,620,718	8,040,796	8,040,796	77.08
1940	69	330	2,691	1,553	1,553	1,553	1,553	1,553	1,553	1,553	1,553	1,553	1,553	1,553	1,553	504,752	8,071,654	3,827,536	3,827,536	28.18
Total, 1931-1940	140	760	5,382	3,007	3,007	3,007	3,007	3,007	3,007	3,007	3,007	3,007	3,007	3,007	3,007	1,019,005	16,093,321	7,855,072	7,855,072	59.26
1950	80	370	4,056	2,410	2,410	2,410	2,410	2,410	2,410	2,410	2,410	2,410	2,410	2,410	2,410	766,812	27,728,250	9,998,658	9,998,658	73.60
Total, 1941-1950	149	700	6,746	3,864	3,864	3,864	3,864	3,864	3,864	3,864	3,864	3,864	3,864	3,864	3,864	1,533,624	56,136,472	20,997,310	20,997,310	157.20
1960	74	356	6,515	3,204	3,204	3,204	3,204	3,204	3,204	3,204	3,204	3,204	3,204	3,204	3,204	1,245,125	59,132,241	16,729,067	16,729,067	124.04
Total, 1951-1960	154	706	12,731	6,408	6,408	6,408	6,408	6,408	6,408	6,408	6,408	6,408	6,408	6,408	6,408	2,778,837	118,268,713	37,406,367	37,406,367	283.80
1970	75	379	7,381	3,646	3,646	3,646	3,646	3,646	3,646	3,646	3,646	3,646	3,646	3,646	3,646	1,245,125	59,132,241	16,729,067	16,729,067	124.04
Total, 1961-1970	149	700	12,731	6,408	6,408	6,408	6,408	6,408	6,408	6,408	6,408	6,408	6,408	6,408	6,408	2,778,837	118,268,713	37,406,367	37,406,367	283.80
1980	80	377	9,423	4,644	4,644	4,644	4,644	4,644	4,644	4,644	4,644	4,644	4,644	4,644	4,644	1,555,518	398,880,407	72,119,040	72,119,040	549.29
Total, 1971-1980	159	756	18,846	9,288	9,288	9,288	9,288	9,288	9,288	9,288	9,288	9,288	9,288	9,288	9,288	3,113,363	1,587,767,120	144,235,407	144,235,407	1,098.09
1990	87	451	11,715	4,946	4,946	4,946	4,946	4,946	4,946	4,946	4,946	4,946	4,946	4,946	4,946	1,555,518	398,880,407	72,119,040	72,119,040	549.29
Total, 1981-1990	176	807	20,924	9,832	9,832	9,832	9,832	9,832	9,832	9,832	9,832	9,832	9,832	9,832	9,832	3,113,363	1,587,767,120	144,235,407	144,235,407	1,098.09
2000	92	489	13,971	6,075	6,075	6,075	6,075	6,075	6,075	6,075	6,075	6,075	6,075	6,075	6,075	1,688,880	5,069,051,968	689,725,004	689,725,004	5,222.20
Total, 1991-2000	188	906	24,279	11,907	11,907	11,907	11,907	11,907	11,907	11,907	11,907	11,907	11,907	11,907	11,907	3,802,243	10,136,823,088	1,378,950,411	1,378,950,411	10,444.29
2010	119	585	17,272	6,765	6,765	6,765	6,765	6,765	6,765	6,765	6,765	6,765	6,765	6,765	6,765	1,688,880	5,069,051,968	689,725,004	689,725,004	5,222.20
Total, 2001-2010	207	1,044	34,544	13,730	13,730	13,730	13,730	13,730	13,730	13,730	13,730	13,730	13,730	13,730	13,730	3,377,123	10,136,823,088	1,378,950,411	1,378,950,411	10,444.29
2020	138	731	20,924	8,596	8,596	8,596	8,596	8,596	8,596	8,596	8,596	8,596	8,596	8,596	8,596	1,688,880	5,069,051,968	689,725,004	689,725,004	5,222.20
Total, 2011-2020	246	1,272	41,448	17,192	17,192	17,192	17,192	17,192	17,192	17,192	17,192	17,192	17,192	17,192	17,192	3,377,123	10,136,823,088	1,378,950,411	1,378,950,411	10,444.29
2021	137	742	21,376	8,730	8,730	8,730	8,730	8,730	8,730	8,730	8,730	8,730	8,730	8,730	8,730	1,688,880	5,069,051,968	689,725,004	689,725,004	5,222.20
2022	139	751	21,903	8,857	8,857	8,857	8,857	8,857	8,857	8,857	8,857	8,857	8,857	8,857	8,857	1,688,880	5,069,051,968	689,725,004	689,725,004	5,222.20
2023	140	754	22,224	9,409	9,409	9,409	9,409	9,409	9,409	9,409	9,409	9,409	9,409	9,409	9,409	1,688,880	5,069,051,968	689,725,004	689,725,004	5,222.20
Grand Totals	1,388	6,823	22,224	9,409	9,409	9,409	9,409	9,409	9,409	9,409	9,409	9,409	9,409	9,409	9,409	1,688,880	5,069,051,968	689,725,004	689,725,004	5,222.20

Note 1—Per Capita after 1921 decreased because of inflated European currency values transposed to gold basis. Note 2—As of 2008, 'Unions of Churches' are being counted as unions, no longer as local conferences.  
 Note 3—Total General Employees column does not include credentialed and licensed literature evangelists. Note 4—As of 2014, credentialed employee counts include both full-time and some part-time credentialed employees.

Table 34

A GENERAL SURVEY OF STATISTICAL AND FINANCIAL SUMMARIES OVER A PERIOD OF YEARS

	1940	1950	1960	1970	1980	1990	2000	2010	2020	2021	2022	2023
Churches.....	8,924	10,237	12,975	16,505	21,555	31,654	48,933	70,188	92,876	95,297	97,811	100,760
Companies.....	...	...	...	...	...	...	53,225	65,157	72,562	72,975	73,886	74,384
Church Membership at End of Year.....	504,752	756,812	1,245,125	2,051,864	3,480,518	6,694,880	11,687,239	16,923,239	21,723,992	21,912,161	22,234,406	22,785,195
Accessions: Baptisms and Professions of Faith.....	40,069	71,796	93,915	157,766	274,767	586,912	1,043,843	1,050,785	803,430	1,069,234	1,358,642	1,465,136
Net Membership Increase Over Previous Year.....	18,082	40,174	51,055	98,786	172,327	477,877	748,057	615,359	167,155	188,169	322,245	550,789
General Employees.....	14,270	20,274	23,479	26,092	34,814	41,876	54,843	75,053	108,584	109,737	110,905	114,058
Institutional Employees.....	11,438	14,860	22,091	35,892	51,025	75,294	108,912	138,713	213,536	218,588	241,609	235,421
Total Active Employees*.....	25,708	35,134	45,570	61,984	85,839	117,170	163,755	213,766	322,120	328,325	352,514	349,479
Tithe, US\$.....	8,071,654	27,728,250	59,132,241	124,046,447	398,880,407	659,924,400	1,093,239,507	2,037,618,294	2,389,079,503	2,665,226,483	2,746,392,657	3,037,110,582
World Mission Fund, Including Sabbath School, US\$.....	3,827,536	9,998,658	16,729,067	27,222,200	41,347,973	46,952,476	50,676,432	77,103,385	66,544,458	79,045,112	87,844,211	101,450,657
Sabbath School Mission Offerings, US\$.....	1,765,277	4,828,091	8,162,705	14,420,872	34,564,983	40,388,328	44,986,478	61,362,489	54,304,774	65,574,234	73,384,526	85,657,878
Other General Conference Funds, US\$.....	1,326,120	4,125,463	7,274,440	10,598,152	16,356,170	15,616,983	22,024,981	31,224,264	16,932,124	21,368,945	28,819,311	25,973,250
Ingathering Funds, US\$.....	265,164	1,826,479	4,212,698	8,727,373	22,636,910	32,091,500	68,681,659	64,119,737	65,583,757	75,125,687	81,457,661	94,928,552
Intradivision Funds, US\$.....	...	...	...	...	...	...	9,622,709	11,067,178	5,606,696	5,207,015	5,422,704	5,730,554
Ingathering Funds,** US\$.....	2,061,975	6,354,670	19,828,349	51,185,638	148,807,859	241,651,295	418,356,904	679,812,752	729,824,572	798,779,785	872,388,708	1,008,252,883
Local Church Funds, US\$.....	14,226,329	45,908,057	99,902,355	211,181,658	642,444,216	1,011,715,372	1,662,602,192	2,900,945,610	3,273,571,110	3,644,753,027	3,822,325,252	4,273,446,458
Total Tithe and Offerings, US\$.....	2,752	4,277	4,463	4,045	4,127	4,267	4,809	5,813	6,623	6,721	6,897	7,220
Primary Schools.....	251	283	370	512	882	995	1,255	1,993	2,796	2,868	2,939	3,161
Tertiary Inst, Worker Training Inst, and Secondary Schools.....	3,003	4,560	4,833	4,557	5,009	5,262	6,064	7,806	9,419	9,589	9,836	10,381
Total Schools.....	107,576	187,922	235,887	286,600	494,488	540,647	732,698	1,034,052	1,268,405	1,302,353	1,404,352	1,516,641
Enrollment—Primary Schools.....	19,185	35,884	59,554	85,492	144,809	196,015	332,394	634,702	755,439	762,408	769,534	813,463
Enrollment—Tertiary Inst, Worker Training Inst, and Sec Schools.....	126,761	223,806	295,441	372,092	639,297	736,662	1,065,092	1,668,754	2,023,844	2,064,761	2,173,886	2,330,104
Total Enrollment.....	29	2	26	27	20	28	26	20	22	22	23	24
Food Industries.....	...	...	...	...	161,596,678	301,718,937	414,134,361	903,128,754	749,307,105	834,132,882	961,936,992	1,042,936,331
Sales, US\$.....	90	106	108	139	153	154	174	173	229	230	232	244
Hospitals and Sanitariums.....	68	57	102	152	266	322	393	216	1,603	2,034	1,557	1,707
Clinics and Dispensaries, Dental and Medical.....	...	...	30	49	80	71	158	168	144	131	140	151
Nursing Homes and Retirement Ctrs, Orphanages and Children's Homes.....	...	...	9	20	28	14	8	10	4	4	4	6
Airplanes and Medical Launches.....	83	43	42	48	50	58	56	63	57	57	57	57
Publishing Houses and Branches.....	4,324,907	12,602,590	23,543,133	46,882,360	134,693,433	106,422,910	102,041,495	194,638,728	128,235,983	133,901,500	160,787,035	192,305,361
Sales, US\$.....	3,062	3,793	3,320	3,973	7,073	7,730	7,085	6,994	5,261	5,423	5,597	5,663
Literature Evangelists, Credentialled and Licensed.....	202	197	228	266	182	190	327	377	342	276	255	295
Languages Used in Publications.....	14,817	16,694	22,617	30,601	41,906	76,323	120,865	140,694	...	...	...	...
Sabbath Schools.....	618,507	952,229	1,682,983	2,607,713	4,144,386	8,011,268	14,513,424	19,368,905	5,634,242+	5,965,091+	7,375,500+	7,872,775+
Sabbath School Attendance.....	6,622	10,892	14,064	19,107	25,100	39,547	52,691	72,228	99,169	97,859	103,169	102,188
Youth Societies (AY).....	148,698	268,354	449,996	630,827	1,044,947	1,916,652	2,782,940	3,139,508	3,316,668	2,980,622	1,678,651	2,941,002
Youth Membership (AY).....	...	...	...	...	...	...	...	...	...	...	...	...

\*Starting with 2011, total active employees includes part time and casual employees.

\*\*Starting with 1999, "Ingathering Funds" were no longer included with "Other General Conference Funds." Note—Beginning with 1987, publishing houses and branches were asked to report wholesale rather than retail sales.

Note—Beginning with 2011, the number of Sabbath Schools are no longer collected. In 2012, the Sabbath School Membership was changed to Sabbath School Attendance.

+Incomplete reporting.

TOTAL TITHE AND OFFERINGS FROM DATE OF ORGANIZATION TO THE PRESENT TIME

Table 35

1	Tithe and Offerings										Supplemental Data	
	7	8	9	10	11	12a	12b	13	14a	14b	17	
Year	US\$	US\$	US\$	US\$	US\$	US\$	US\$	US\$	US\$	US\$	US\$	US\$
	Tithe	Tithe Per Capita	World Mission Fund, Including Sabbath School	World Mission Fund Per Capita	Other General Conference Funds (incl. Ingathering from 1977-1998)	Intradivision Funds	Ingathering Funds from 1999 to the present	Local Church Funds	Total Tithe and Offerings	Total Tithe and Offerings Per Capita	Sabbath School Mission Offerings (included in column 9)	Ingathering Funds
1863.....	8,000	2.29	...	...	...	...	...	...	8,000	2.29	...	...
1864.....	10,000	2.63	...	...	...	...	...	...	10,000	...	...	...
1865.....	12,000	3.00	...	...	...	...	...	...	12,000	...	...	...
Total, 1863-1865.....	30,000	...	...	...	...	...	...	...	30,000	...	...	...
1870.....	21,822	4.01	3,553	...	...	...	...	...	25,375	4.66	...	...
Total, 1866-1870.....	97,803	...	5,354	...	...	...	...	...	103,157	...	...	...
1875.....	32,619	4.06	537	...	...	...	...	...	33,156	...	...	...
Total, 1871-1875.....	143,328	...	4,362	...	...	...	...	...	147,690	...	...	...
1880.....	61,857	3.98	5,944	...	...	...	...	...	67,801	4.35	2,784	...
Total, 1876-1880.....	252,383	...	38,400	...	...	...	...	...	290,783	...	4,393	...
1885.....	122,642	5.97	28,549	...	...	...	...	...	151,191	...	6,899	...
Total, 1881-1885.....	483,051	...	78,648	...	...	...	...	...	561,699	...	20,874	...
1890.....	225,434	7.59	61,431	...	...	...	...	...	286,865	9.66	28,643	...
Total, 1886-1890.....	952,965	...	271,679	...	...	...	...	...	1,224,644	...	96,730	...
1895.....	309,143	6.45	98,151	...	...	...	...	...	407,294	...	44,629	...
Total, 1891-1895.....	1,541,698	...	511,059	...	...	...	...	...	2,052,757	...	189,247	...
1900.....	510,259	6.73	151,710	...	...	...	...	...	661,969	8.74	46,794	...
Total, 1896-1900.....	2,138,466	...	579,580	...	...	...	...	...	2,718,046	...	208,734	...
1905.....	858,015	9.83	188,054	...	107,686	...	...	27,163	1,180,918	...	68,614	...
Total, 1901-1905.....	3,456,241	...	855,477	...	107,686	...	...	27,163	4,446,567	...	280,556	...
1910.....	1,338,690	12.81	458,944	...	189,108	...	...	237,026	2,223,768	21.27	138,038	...
Total, 1906-1910.....	5,721,358	...	1,623,607	...	786,440	...	...	946,650	9,078,055	...	523,517	96,964*
1915.....	1,968,168	14.38	872,667	...	133,531	...	...	432,932	3,407,298	...	412,759	78,333
Total, 1911-1915.....	8,689,809	...	3,383,688	...	718,172	...	...	1,638,128	14,429,797	...	1,442,305	281,307
1920.....	7,195,463	38.80	3,251,550	...	310,565	...	...	1,096,826	11,854,404	63.92	1,441,962	686,700
Total, 1916-1920.....	21,264,416	...	9,733,132	...	1,720,150	...	...	3,679,651	36,397,349	...	4,124,636	1,519,869
1925.....	5,909,497	23.54	3,520,348	...	202,645	...	...	1,462,857	11,095,347	44.21	1,674,446	970,596
Total, 1921-1925.....	24,658,458	...	15,416,902	...	1,104,989	...	...	6,282,258	47,462,607	...	7,121,540	4,162,690
1930.....	6,230,362	19.83	4,020,398	...	181,876	...	...	1,679,973	12,112,609	38.54	1,870,343	1,290,854
Total, 1926-1930.....	31,475,639	...	19,594,103	...	1,113,061	...	...	8,419,684	60,602,487	...	9,343,512	5,922,702
1935.....	5,743,282	13.58	3,150,404	...	170,047	...	...	1,429,401	10,493,134	...	1,447,962	1,056,565
Total, 1931-1935.....	25,931,588	...	15,578,354	...	774,145	...	...	7,036,113	49,320,200	...	7,374,613	4,851,915
1940.....	8,071,654	15.99	3,827,536	...	265,164	...	...	2,061,975	14,226,329	28.18	1,765,277	1,326,120
Total, 1936-1940.....	36,446,926	...	18,163,641	...	1,145,961	...	...	9,199,671	64,956,199	...	8,405,273	6,292,673
1945.....	19,424,953	33.70	7,837,868	13.60	725,028	...	...	3,553,086	31,540,935	54.72	3,796,810	3,162,634
Total, 1941-1945.....	74,190,320	...	30,972,563	...	2,636,505	...	...	14,420,767	122,220,155	...	14,607,019	10,895,661

\*1908-1910.

TOTAL TITHE AND OFFERINGS FROM DATE OF ORGANIZATION TO THE PRESENT TIME

Year	Tithe and Offerings										Supplemental Data		
	7	8	9	10	11	12a	12b	13	14a	14b	17	US\$	US\$
	US\$	US\$	US\$	US\$	US\$	US\$	US\$	US\$	US\$	US\$	US\$	US\$	US\$
1950	27,728,250	44.45	9,998,658	16.03	1,826,479	1,826,479	...	6,354,670	45,908,057	73.60	4,828,091	4,125,463	4,125,463
Total, 1946-1950	126,407,202	...	48,004,018	...	6,597,925	6,597,925	...	26,379,276	207,388,421	...	22,751,621	19,096,848	19,096,848
1955	41,195,925	43.82	12,975,325	13.80	2,641,712	2,641,712	...	11,106,405	67,919,367	72.24	6,217,478	5,771,597	5,771,597
Total, 1951-1955	181,133,924	...	59,307,625	...	12,088,106	12,088,106	...	46,748,852	299,278,507	...	28,407,104	25,603,058	25,603,058
1960	59,132,241	49.52	16,729,067	14.01	4,212,698	4,212,698	...	19,828,349	99,902,355	83.66	8,162,705	7,274,440	7,274,440
Total, 1956-1960	253,563,403	...	75,305,754	...	16,977,369	16,977,369	...	80,764,746	426,611,272	...	35,866,877	33,478,863	33,478,863
1965	81,596,968	54.11	21,181,206	14.05	6,953,267	6,953,267	...	32,969,155	142,700,596	94.75	10,858,620	8,665,988	8,665,988
Total, 1961-1965	351,227,300	...	95,102,996	...	27,328,587	27,328,587	...	130,476,949	604,135,832	...	47,438,636	40,181,567	40,181,567
1970	124,046,447	66.19	27,222,200	14.53	8,727,373	8,727,373	...	51,185,638	211,181,658	112.69	14,420,872	10,598,152	10,598,152
Total, 1966-1970	535,720,188	...	125,547,598	...	38,545,706	38,545,706	...	211,780,335	911,593,827	...	66,036,725	48,952,992	48,952,992
1975	231,307,464	98.52	48,803,615	20.79	17,222,570	17,222,570	...	89,407,082	386,740,731	164.74	23,684,018	13,059,491	13,059,491
Total, 1971-1975	917,741,080	...	185,323,270	...	69,152,929	69,152,929	...	360,611,914	1,532,829,193	...	98,914,123	62,433,641	62,433,641
1980	398,880,407	125.54	41,347,973	13.01	30,771,067	22,636,910	...	148,807,859	642,444,216	202.19	34,564,983	16,356,170	16,356,170
Total, 1976-1980	1,602,871,442	...	189,569,043	...	102,380,415	89,178,463	...	642,992,094	2,627,011,457	...	144,909,957	73,731,240	73,731,240
1985	456,783,830	109.38	41,333,440	9.90	27,263,228	22,079,380	...	184,004,650	731,464,528	175.16	30,838,036	12,845,271	12,845,271
Total, 1981-1985	2,182,827,146	...	197,659,316	...	130,556,165	111,701,307	...	870,460,486	3,493,204,420	...	162,987,275	71,637,574	71,637,574
1990	659,924,400	117.46	46,952,476	8.36	31,095,701	32,091,500	...	241,651,295	1,011,715,372	180.07	40,388,328	15,616,983	15,616,983
Total, 1986-1990	2,886,224,822	...	223,650,837	...	137,858,686	140,952,645	...	1,106,149,918	4,494,836,908	...	184,177,273	73,094,786	73,094,786
1995	886,303,088	115.42	53,640,714	6.99	39,023,151	35,038,950	...	307,859,011	1,321,864,914	172.14	48,101,658	12,910,633	12,910,633
Total, 1991-1995	3,876,804,437	...	245,775,192	...	172,133,002	177,350,268	...	1,341,016,310	5,813,079,209	...	221,199,123	71,550,849	71,550,849
2000	1,093,239,507	108.19	50,676,432	5.02	22,024,981	68,681,659	...	418,356,904	1,662,602,192	164.54	44,986,478	9,622,709	9,622,709
Total, 1996-2000	5,015,205,923	...	253,907,289	...	148,621,200	357,289,171	...	1,889,836,202	7,684,870,075	...	226,919,059	54,858,280	54,858,280
2005	1,492,720,001	109.47	54,300,287	3.98	28,752,363	59,979,884	...	593,868,016	2,238,446,489	164.15	49,432,141	8,825,938	8,825,938
Total, 2001-2005	6,342,517,083	...	252,301,435	...	126,753,834	394,009,471	...	2,436,979,901	9,599,461,712	...	228,317,196	46,899,988	46,899,988
2010	2,037,618,294	127.20	77,103,385	4.81	31,224,264	64,119,737	...	679,812,752	2,900,945,610	181.09	61,362,489	11,067,178	11,067,178
Total, 2006-2010	9,388,162,114	...	341,538,727	...	135,748,872	302,155,394	...	1,070,498,263	13,289,688,781	...	296,137,455	51,585,411	51,585,411
2015	2,288,938,954	125.98	85,820,894	4.72	9,888,986	76,522,518	...	760,377,165	3,230,099,011	177.79	76,016,330	8,550,494	8,550,494
Total, 2011-2015	11,723,668,243	...	441,731,199	...	127,654,900	376,604,141	...	1,817,421,280	16,531,749,868	...	364,280,902	44,680,105	44,680,105
2020	2,389,079,503	112.61	66,544,458	3.14	16,932,124	65,583,757	...	729,824,572	3,273,571,110	154.31	54,304,774	5,606,696	5,606,696
Total, 2016-2020	12,145,371,417	...	428,371,542	...	65,552,175	401,063,659	...	4,098,949,254	17,180,197,316	...	357,526,529	40,889,269	40,889,269
2021	2,665,226,483	123.53	79,045,112	3.66	21,368,945	75,125,687	...	798,779,785	3,644,753,027	168.93	65,574,234	5,207,015	5,207,015
2022	2,746,392,657	125.90	87,844,211	4.03	28,819,311	81,457,661	...	872,388,708	3,822,325,252	175.23	73,384,526	5,422,704	5,422,704
2023	3,037,110,582	137.90	101,450,657	4.61	25,973,250	94,928,552	...	1,008,252,883	4,273,446,458	194.03	85,657,878	5,730,534	5,730,534
Grand Totals	66,215,639,895	...	3,548,266,370	...	1,223,420,755	2,782,614,150	...	22,862,137,241	96,852,503,727	...	2,764,229,442	809,058,504	809,058,504

Note—Slight differences in totals may occur between this table and past historical documents due to the rounding of the dollar on each statistic.

SESSIONS OF THE GENERAL CONFERENCE OF SEVENTH-DAY ADVENTISTS

Table 36

Session	Delegates	Dates of Session	Location
1	20	May 20 to May 23, 1863	Battle Creek, Michigan
2	20	May 18 to May 21, 1864	Battle Creek, Michigan
3	21	May 17, 1865	Battle Creek, Michigan
4	19	May 16 and May 17, 1866	Battle Creek, Michigan
5	18	May 14 to May 19, 1867	Battle Creek, Michigan
6	15	May 12 to May 18, 1868	Battle Creek, Michigan
7	16	May 18 to May 24, 1869	Battle Creek, Michigan
8	22	March 15 to March 20, 1870	Battle Creek, Michigan
9	17	Feb 7 to Feb 12, 1871	Battle Creek, Michigan
10	14	Dec 29, 1871 to Jan 3, 1872	Battle Creek, Michigan
11	18	March 11 to March 14, 1873	Battle Creek, Michigan
12	21	Nov 14 to Nov 16, 1873	Battle Creek, Michigan
13	19	August 10 to August 15, 1874	Battle Creek, Michigan
14	18	August 15 to August 18, 1875	Battle Creek, Michigan
1st Special	15	March 31 to April 4, 1876	Battle Creek, Michigan
15	16	Sept 19 to Sept 24, 1876	Lansing, Michigan
2nd Special	16	Nov 12 and Nov 13, 1876	Battle Creek, Michigan
16	20	Sept 20 to Sept 28, 1877	Lansing, Michigan
3rd Special	22	March 1 to March 4, 1878	Battle Creek, Michigan
17	39	Oct 4 to Oct 16, 1878	Battle Creek, Michigan
4th Special	29	April 17 to April 23, 1879	Battle Creek, Michigan
18	39	Nov 7 to Dec 1, 1879	Battle Creek, Michigan
5th Special	28	March 11 to March 15, 1880	Battle Creek, Michigan
19	38	Oct 6 to Oct 12, 1880	Battle Creek, Michigan
20	41	Dec 1 to Dec 19, 1881	Battle Creek, Michigan
21	47	Dec 7 to Dec 19, 1882	Rome, New York
22	65	Nov 8 to Nov 20, 1883	Battle Creek, Michigan
23	67	Oct 30 to Nov 20, 1884	Battle Creek, Michigan
24	70	Nov 18 to Dec 6, 1885	Battle Creek, Michigan
25	71	Nov 18 to Dec 6, 1886	Battle Creek, Michigan
26	70	Nov 13 to Dec 12, 1887	Oakland, California
27	91	Oct 17 to Nov 8, 1888	Minneapolis, Minnesota
28	109	Oct 18 to Nov 5, 1889	Battle Creek, Michigan
29	125	March 5 to March 25, 1891	Battle Creek, Michigan
30	130	Feb 17 to March 6, 1893	Battle Creek, Michigan
31	150	Feb 15 to March 4, 1895	Battle Creek, Michigan
32	140	Feb 19 to March 8, 1897	College View, Nebraska
33	149	Feb 15 to March 7, 1899	South Lancaster, Mass.
34	268	April 2 to April 23, 1901	Battle Creek, Michigan
35	139	March 27 to April 13, 1903	Oakland, California
36	197	May 11 to May 30, 1905	Washington, D.C.
37	328	May 13 to June 6, 1909	Washington, D.C.
38	372	May 15 to June 8, 1913	Washington, D.C.
39	443	March 29 to April 14, 1918	San Francisco, California
40	581	May 11 to May 28, 1922	San Francisco, California
41	577	May 27 to June 14, 1926	Milwaukee, Wisconsin
42	577	May 28 to June 12, 1930	San Francisco, California
43	671	May 26 to June 8, 1936	San Francisco, California
44	619	May 26 to June 7, 1941	San Francisco, California
45	828	June 5 to June 15, 1946	Washington, D.C.
46	943	July 10 to July 22, 1950	San Francisco, California
47	1,109	May 24 to June 5, 1954	San Francisco, California
48	1,160	June 19 to June 28, 1958	Cleveland, Ohio
49	1,314	July 26 to August 4, 1962	San Francisco, California
50	1,495	June 16 to June 25, 1966	Detroit, Michigan
51	1,782	June 11 to June 20, 1970	Atlantic City, New Jersey
52	1,756	July 10 to July 19, 1975	Vienna, Austria
53	1,925	April 16 to April 26, 1980	Dallas, Texas
54	2,044	June 27 to July 6, 1985	New Orleans, Louisiana
55	2,239	July 5 to July 14, 1990	Indianapolis, Indiana
56	2,321	June 29 to July 8, 1995	Utrecht, Netherlands
57	1,844	June 29 to July 8, 2000	Toronto, Canada
58	1,903	June 29 to July 9, 2005	St. Louis, Missouri
59	2,244	June 23 to July 3, 2010	Atlanta, Georgia
60	2,536	July 2 to July 11, 2015	San Antonio, Texas
6th Special	290	January 18, 2022	Silver Spring, Maryland
61	2,673	June 6 to June 11, 2022	St. Louis, Missouri

OFFICERS OF THE GENERAL CONFERENCE OF SEVENTH-DAY ADVENTISTS

Table 37

Name	Term of Service
<b>Presidents</b>	
1 John Byington	May 20, 1863 to May 17, 1865
2 James White	May 17, 1865 to May 14, 1867

OFFICERS OF THE GENERAL CONFERENCE OF SEVENTH-DAY ADVENTISTS

Table 37

Name	Term of Service
3 J. N. Andrews	May 14, 1867 to May 18, 1869
4 James White	May 18, 1869 to Dec 29, 1871
5 George I. Butler	Dec 29, 1871 to August 10, 1874
6 James White	August 10, 1874 to Oct 6, 1880
7 George I. Butler	Oct 6, 1880 to Oct 17, 1888
8 O. A. Olsen	Oct 17, 1888 to Feb 19, 1897
9 G. A. Irwin	Feb 19, 1897 to April 2, 1901
10 A. G. Daniells	April 2, 1901 to May 11, 1922
11 W. A. Spicer	May 11, 1922 to May 28, 1930
12 C. H. Watson	May 28, 1930 to May 26, 1936
13 J. L. McElhany	May 26, 1936 to July 10, 1950
14 W. H. Branson	July 10, 1950 to May 24, 1954
15 R. R. Fighur	May 24, 1954 to June 16, 1966
16 Robert H. Pierson	June 16, 1966 to Jan 3, 1979
17 Neal C. Wilson	Jan 3, 1979 to July 5, 1990
18 Robert S. Folkenberg	July 5, 1990 to March 1, 1999
19 Jan Paulsen	March 1, 1999 to June 23, 2010
20 Ted N. C. Wilson	June 23, 2010 to . . .
<b>Secretaries</b>	
1 Uriah Smith	May 20, 1863 to Nov 14, 1873
2 S. Brownsberger	Nov 14, 1873 to August 10, 1874
3 Uriah Smith	August 10, 1874 to Sept 19, 1877
4 C. W. Stone	Sept 19, 1876 to Sept 20, 1877
5 Uriah Smith	Sept 20, 1877 to Dec 1, 1881
6 A. B. Oyen	Dec 1, 1881 to Nov 8, 1883
7 Uriah Smith	Nov 8, 1883 to Oct 17, 1888
8 Dan T. Jones	Oct 17, 1888 to March 5, 1891
9 W. A. Colcord	March 5, 1891 to March 7, 1893
10 L. T. Nicola	March 7, 1893 to Feb 19, 1897
11 L. A. Hoopes	Feb 19, 1897 to April 2, 1901
12 H. E. Osborne	April 2, 1901 to April 11, 1903
13 W. A. Spicer	April 11, 1903 to May 11, 1922
14 A. G. Daniells	May 11, 1922 to May 27, 1926
15 C. K. Meyers	May 27, 1926 to Oct 17, 1933
16 M. E. Kern	Oct 17, 1933 to May 26, 1936
17 E. D. Dick	May 26, 1936 to Sept 19, 1952
18 D. E. Rebok	Sept 19, 1952 to May 25, 1954
19 W. R. Beach	May 25, 1954 to June 11, 1970
20 Clyde O. Franz	June 11, 1970 to April 16, 1980
21 G. Ralph Thompson	April 16, 1980 to June 29, 2000
22 Matthew A. Bediako	June 29, 2000 to June 23, 2010
23 G. T. Ng	June 23, 2010 to April 14, 2021
24 Erton Kohler	April 14, 2021 to . . .
<b>Treasurers</b>	
1 E. S. Walker	May 20, 1863 to May 17, 1865
2 I. D. Van Horn	May 17, 1865 to May 12, 1868
3 J. N. Loughborough	May 12, 1868 to May 18, 1869
4 E. S. Walker	May 18, 1869 to March 15, 1870
5 G. H. Bell	March 15, 1870 to Feb 7, 1871
6 Mrs. A. P. Van Horn	Feb 7, 1871 to March 11, 1873
7 E. B. Gaskill	March 11, 1873 to August 10, 1874
8 Harmon Lindsay	August 10, 1874 to August 15, 1875
9 Fredericka House	August 15, 1875 to Sept 19, 1876
10 Uriah Smith	Sept 19, 1876 to Sept 20, 1877
11 Mrs. M. J. Chapman	Sept 20, 1877 to Nov 8, 1883
12 A. R. Henry	Nov 8, 1883 to Oct 17, 1888
13 Harmon Lindsay	Oct 17, 1888 to Feb 17, 1893
14 W. H. Edwards	Feb 17, 1893 to Feb 19, 1897
15 A. G. Adams	Feb 19, 1897 to Oct 21, 1900
16 H. M. Mitchell	April 19, 1901 to April 11, 1903
17 I. H. Evans	April 11, 1903 to May 13, 1909
18 W. T. Knox	May 13, 1909 to May 11, 1922
19 J. L. Shaw	May 11, 1922 to May 26, 1936
20 W. E. Nelson	May 26, 1936 to July 10, 1950
21 C. L. Torrey	July 10, 1950 to June 16, 1966
22 K. H. Emmerson	June 16, 1966 to April 16, 1980
23 L. L. Butler	April 16, 1980 to June 27, 1985
24 Donald F. Gilbert	June 27, 1985 to June 29, 1995
25 Robert L. Rawson	June 29, 1995 to April 18, 2002
26 Robert E. Lemon	April 18, 2002 to July 2, 2015
27 Juan R. Prestol-Puesan	July 2, 2015 to August 1, 2021
28 Paul Douglas	August 1, 2021 to . . .

Note—In the three preceding sections the dates indicate the beginning dates of the General Conference Sessions involved, except where special elections have been held between sessions.

ALPHABETICAL INDEX

About This Report: Impact of "Christ for Europe".....	4	Healthcare Institutions, Table 10.....	9
Accessions, Table 3 .....	8	Hospitals and Sanitariums .....	93
Accession Rates, Table 8.....	8	Institutional Statistics for 2023.....	88
Adventist Development and Relief Agency International (ADRA), Tables 23, 24.....	14	Section I—Educational Institutions and Primary Schools, Table 28 .....	89
Age Demographics 2023, Table 19 .....	11	Section II—Healthcare Institutions, Table 29.....	93
Broadcast Ministries, Table 13 .....	9	Section III—Publishing Houses, Table 30 .....	101
Charts		Section IV—Food Industries, Table 31 .....	103
Accessions by Division, Charts 1-3 .....	5	Key to Seventh-day Adventist Divisions, Table 1.....	2
Accessions by Division Over Five Years, Chart 4 .....	6	Languages and Dialects in Which SDA Publications are Now in Print, Table 32 .....	111
ADRA International Beneficiaries by Sector, Chart 7.....	13	Losses, Table 5 .....	8
Changes in Membership Over Five Years, Chart 6 .....	6	Medical Clinics and Dispensaries .....	99
World Accessions Over 10 Years with 2-Year Moving Average, Chart 5.....	6	Membership Statistics by Division for 2023, Table 25 .....	16
Church Membership by World Divisions, Table 4.....	9	Missionaries, Table 16 .....	10
Church Planting Projects 2023, Table 20.....	11	Nursing Homes and Retirement Centers .....	98
Clinics, Dental.....	100	Officers of the General Conference of Seventh-day Adventists, Table 37 .....	118
Clinics, Medical .....	99	Orphanages and Children's Homes .....	101
Count of Unions, Conferences, and Local Fields, Table 12 .....	9	Primary Schools .....	92
Denominational Employees by Division 2023, Table 27.....	60	Publishing Houses, Table 30 .....	101
Denominationally Employed Workers Classified by		Sabbath School and Personal Ministries, Table 14 .....	10
Credentials Carried 2023, Table 22 .....	12	Scheduled Meetings, Table 2.....	2
Type of Employment 2023, Table 21 .....	12	Schools .....	89
Dental Clinics .....	100	Secondary Schools .....	92
Education, Table 15 .....	10	Sessions of the General Conference of Seventh-day Adventists, Table 36.....	118
Food Industries, Table 31 .....	103	Summary of Institutions, Table 9.....	9
Gender Demographics 2023, Table 18 .....	11	Summary of Seventh-day Adventist World Statistics, Table 33 .....	114
General and Institutional Employees, Table 17 .....	11	Tertiary Institutions .....	89
General Survey of Organizations, Table 11 .....	10	Tithe and Offerings 2023, Table 6.....	8
General Survey of Statistical and Financial Summaries Over a Period of Years, Table 34 .....	115	Tithe and Offerings, Table 7.....	8
Global Mission .....	104	Tithe and Offerings by Division 2023, Table 26 .....	38
The Church's Presence, Outreach, and Mission .....	105	Total Tithe and Offerings From Date of Organization to the Present Time, Table 35 .....	116
GM Table 1—Conf/Miss Where Each Church Serves More Than One Million Persons .....	105	Worker Training Institutions .....	90
GM Table 1a—Countries and Areas of the World Where SDA Work is Not Currently Established .....	106		
GM Table 2—Seventh-day Adventist Presence in Countries and Areas of the World.....	107		
GM Table 3—10/40 Window .....	110		



