



Children's
INTERSTION

FOR KINDERGARTEN AND PRIMARY LEARNERS

Southern Asia DIVISION
Fourth Quarter 2007

MAKING MISSIONS FUN!

Mission News	3, 4
Send a copy home with each child.	
Early Bird Activities	
Listen to a mission story	
Work a puzzle	18
Color a flag	28
Mission Potluck	
Recipes from Southern Asia	6, 8, 10
Language Skills Pages	
Hindi	12
Songs in the languages of Southern Asia	14
Nepali	20
Games	26
Crafts	
Make a prayer reminder	4
Make a church/school offering device	24
Resources	31
GraceLink Connections	
Stories in this issue that correlate with the Sabbath School GraceLink curriculum dynamics:	
Community	5, 7, 21, 25
Service	9, 17, 23
Grace	11, 13, 15, 19, 27

Offering Device

Part of this quarter's offering will help to provide schools and churches in southern Asia. Emphasize this need by collecting the mission offering in the church/school offering box. (See page 24 for instructions.)

Languages

Southern Asia Division has more than 1,600 languages and dialects, but English and Hindi are the two most commonly used in India. Nepali, a language similar to Hindi, is spoken in Nepal. Find words and phrases in Hindi on page 12, Nepali on page 20, and songs in several languages on page 14.

Make a Mission Scene

The Southern Asia Division is a land of contrast and beauty. The cities are crowded and colorful. (India is the second most populous country in the world, but with a land mass about one third the size of the United States or Brazil.) The majestic Himalayan mountains arch across northern Nepal, while patchwork quilts of rice paddies lie across

large areas of India. Farmwork is done by hand or with the help of a bullock. Women wear colorful saris or a simple dress with matching slacks called a *salwar kameez*. Men who work in the fields often wear a cloth wound around their waist.

Collage. Draw a large map of India, Nepal, and Bhutan at least three feet (one meter) square. Provide pictures of Indian people, festivals, animals, street scenes, and sights to cover the map. Look for pictures in travel brochures and old *National Geographic* magazines. Tell the children some interesting facts about life in India that go with the pictures they cut out and paste on the map.

Mission Potluck

Plan a mission potluck featuring the foods and cultures of southern Asia. See recipes on pages 6, 8, and 10. Label the foods. Decorate the church fellowship room with the mission collage, if you made one, and place real or artificial flowers on the tables. If they are available, place colorful Hawaiian leis around the neck of each visitor to signify that they are an honored guest. Ask the children to greet people in Hindi or Nepali as they arrive. After the meal, let the children sing one or more songs they have learned this quarter.

Early Bird Activities

Mission activities provide great incentive to get children to Sabbath School early. Use presession time to color the flags on page 28. Enlarge the flags before coloring, and mount the colored flags around the room.

Provide a listening corner with comfortable pillows and a tape recorder, and let children listen to recordings of favorite mission stories from this quarter or earlier quarters.

Let the children who arrive early dress up in a sari (for girls) or a turban and lungi (loon-gee, for boys). Invite them to greet arrivals at the door in a traditional Indian manner. Place palms together in front of the chest, bow slightly, and say, "*Namaste!*" [Nah-MAH-stay].

Special Features

Invite a guest who has traveled to or lived in southern Asia to speak to the children. Ask them to wear a traditional costume and bring appropriate items for the children to see and touch.

Play some games. Plan a Sunday get-together early in the quarter at which children can play some games that Indian children enjoy (see page 26). Offer them a treat of chapatis or the spiced corn and nut mix featured on page 10.

children's MISSION news

Fourth Quarter 2007
Southern Asia Division

Jesus Helps Us!

Welcome to southern Asia, with its many colors, many languages, and *many people*. India has more people than any other country except China. Let's meet some children from India. They speak different languages and wear different styles of clothes, but they all have one thing in common—they are learning to love Jesus in an Adventist school.

Sofia

Sofia comes from northern India near the Nepal border. It is a beautiful land, green and covered with tea plantations. In the distance stand the Himalayan mountains.



Sofia's family was not happy. They worshipped idols, but it seemed that their gods did not answer their prayers. Their father drank a lot and often beat Sofia's mother.


One day a boy named Dan visited their home. He always seemed happy. When Mother asked him what made him so happy, he told them that he worshipped Jesus, the true and living God. Mother listened to what Dan said about Jesus, and when Dan invited the family to attend church and worship Jesus with him, Mother and the children went.

Dan told Sofia's mother about an Adventist boarding school an hour from the family's home. Sofia wanted to go, but Mother had no money to send her. They prayed, and God opened a way for Sofia to study at the Adventist school. "I thank God for sending Dan into our lives," Sofia says. "He is like a guardian angel to our family. Because he shared Jesus with us, my mother has given her life to God. Now our family is happier. I am learning how I can serve God even as a student. Every day I pray that my

father, my brother, and my sister will give their hearts to Jesus."

Happy Brothers

Yogesh [YOH-gesh] and Dinesh [DIH-nesh], are happy boys. Their family is poor, and their life is difficult. But they love Jesus and one another.



The boys studied in a government school near their home in the large city, but their parents worried that they might be influenced by children who chewed tobacco and stole from people. They wished they could

send the boys to an Adventist school, but they did not have the money to pay their school fees. The family prayed, and God answered.

When Yogesh was 8 and Dinesh was 9, their parents took them to an Adventist boarding school to study. The brothers were excited about their new school, but when their parents left for home, the brothers cried and cried. Then they met a boy who had no parents to go home to. When the brothers learned this, they stopped crying and thanked God for their family.

"We love our school!" Dinesh says with a smile. "We are glad that we can get a good education, and we want to do our best so our parents will be proud of us!"

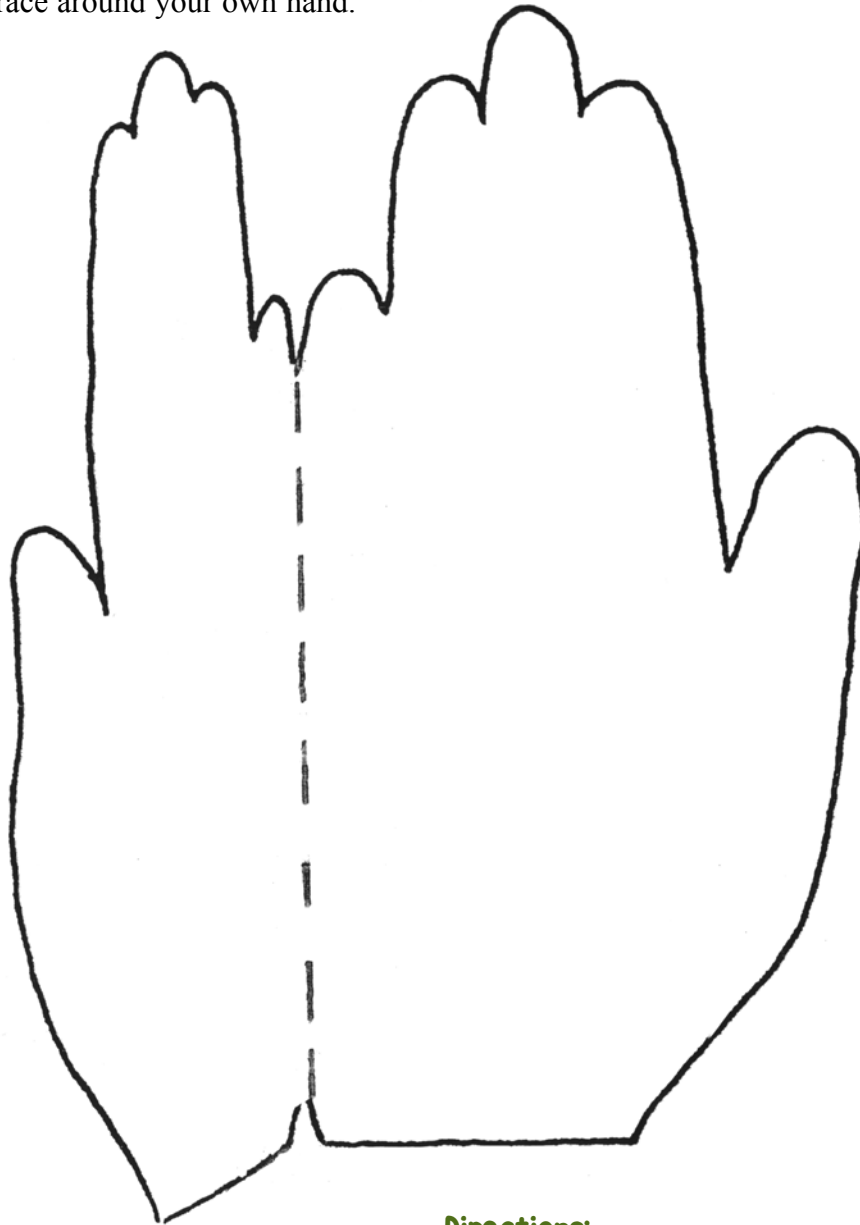
The boys work hard to help pay their school fees. They do well in class, too, and their parents are proud of them.

Yogesh adds, "We love going home during vacation, but now we miss school and are eager to come back. We have a happy life!" And their smiles let us know that they really mean it. 🌱

Make a Prayer Reminder

When people in India greet, they place their palms together, bow slightly, and say “Namaste” [nah-MAH-stay], which means “hello.”

Make a reminder to pray for the people of southern Asia. Use the hand pattern below, or trace around your own hand.



You will need:

card stock or heavy construction paper,
any color
scissors
marking pens

Directions:

Fold card stock or paper in half.
Place your hand on the card, with your little finger up against the folded edge.
Ask someone to trace carefully around the hand.
Cut the hand pattern out, but do not cut along the folded edge.
Write “Namaste” on the outside of the card.
Inside, write “Pray for the children of southern Asia” or “Jesus loves Indian children.”

A Family Affair

GraceLink Connection: Community.

Pachi



Pachi's family wanted him to go to school, but how could he? There was no money to send him.

Pachi [PAH-chee] is from a poor family in India. His parents own no land of their own, so they work on other people's farms. They work hard under the hot Indian sun just to earn enough rupees [ROO-pees] to buy a little food for the family.

Pachi's two elder sisters had to quit school when they were 10 years old and go to work in the fields with their parents.

Father's Dream

But Pachi's father wanted a better life for his son. Sometimes Father would tell Pachi, "You must learn well, my son. If I can earn a little more money, you can continue your studies and won't have to work as a day laborer." His mother nodded, for their hopes for the future rested on Pachi's success in school.

But one day Pachi's father began to have pain in his leg. He tried not to show how much it hurt, but some days he could hardly walk. Finally he went to the doctor, who told him, "You must not do heavy labor or lift heavy loads."

How can my son study if I cannot work to pay his school fees? Father wondered. The rest of the family worked even harder so Father would not have to work so much. Pachi wanted to help too, but his parents told him he must remain in school and study. Sometimes when he thought about how hard his family was working to help him, he wanted to cry. *I must not let them down!* He thought to himself. *I must do my best, no matter what.*

Pachi's New School

Then someone told Pachi's family about an Adventist boarding school where Pachi could live and study. He could even work to help pay his school fees. His family met to talk about the idea. Pachi's sisters were married, and their husbands offered to help. Mother also offered to work more to help pay his school fees. Then Father said, "I cannot work in the fields as I once did. But I can still

work at light jobs. I will do what I can to see that my son gets the best education possible. I think he should go."

So Pachi went to the Adventist boarding school. Pachi had never seen so many students before! The school was almost as big as his home village! Pachi had other things to get used to as well.

Pachi had grown up worshipping idols. But his new school was Christian. Every day students and teachers met to worship God. They sang wonderful songs about Jesus and prayed prayers such as Pachi had never heard before. Pachi looked around him, but he could not see any idols in the chapel at the school. And the students prayed as if God were right in the room with them! Pachi decided that he wanted to know more about the Christians' God. And he began learning the happy songs about Jesus.

Pachi listened as teachers and students prayed and noticed that many of their prayers were for other people. In his family's religion each person prayed for his or her own needs, but seldom for others. And as Pachi watched, he began to see some of those prayers answered right before his eyes!

Pachi loves his new school. And he has learned to love Jesus, too. Now he prays to Jesus every day and sings the songs of praise that he has learned from the other children. "I am so happy to study at a Christian school and to learn about Jesus and worship Him," Pachi says. "When I go home, I want to tell my family that God is a living God, and He loves them and hears their prayers."

Blessings of a Christian School

Boys and girls, thousands of children in India cannot go to school because their parents cannot afford to send them. Adventist schools take many children who cannot go to school without help. In these Christian schools the children learn about Jesus, and many give their hearts to God.

Our mission offerings help support Adventist schools in India and around the world. And this quarter part of our Thirteenth Sabbath Offering will help build a brand new Adventist boarding school in India. Let's work hard to give a big offering on Thirteenth Sabbath so that more children can learn to love Jesus. 🌱

Recipes

Photocopy onto heavy paper and cut apart.

Vegetable and Cashew Samosas

Makes 12.

Filling:

- | | |
|--------------------------------------|--|
| 12 ounces potatoes, peeled and diced | 1 teaspoon garam masala* |
| 4 ounces frozen peas | 2 teaspoons mild curry paste |
| 3 tablespoons vegetable oil | ½ teaspoon cumin seeds |
| 1 onion, peeled and chopped | 2 teaspoons lemon juice |
| 1 inch gingerroot, peeled and diced | ½ cup unsalted cashews, coarsely chopped |
| 1 clove garlic, peeled and crushed | salt to taste |

Cook potatoes in boiling salted water for 5 minutes. Add peas, and cook 4 or more minutes or until potatoes are tender. Drain well. Heat oil in frying pan, and add onion, potato-and-pea mixture, ginger, garlic, and spices. Fry for two minutes. Stir in lemon juice, and cook gently, uncovered, for 2 additional minutes. Remove from heat, and slightly mash the potatoes and peas. Add cashew pieces; mix well, and season to taste with salt.

Pastry:

- | | |
|-------------------------------------|--------------------------|
| 2 cups (8 ounces) all-purpose flour | ⅓ cup warm milk |
| ¼ cup butter, cut into cubes | vegetable oil for frying |

Place flour in a bowl, and add butter cubes. With fingers or pastry knives, blend the butter into the flour. Add milk, and form a dough. Knead lightly. Divide into six portions. Form each portion into a ball, and roll out on a lightly floured surface to about 7 inches in diameter. Cut each circle in half.

Divide the filling equally among the 12 semicircles, and spread to within 1/4 inch of edge. Brush the pastry edges all around with water, and fold over; seal the edges to enclose the filling. Place at least 2 inches of oil in a large deep frying pan, and heat on medium until oil reaches about 350° F. (Test by browning a cube of bread in 30 seconds.) Fry samosas 3 at a time, turning when bottom is golden. Drain on paper towels, and keep warm. Serve hot.

Vegetable Curry

- | | |
|------------------------------|--|
| 2 large onions, minced | 2 large tomatoes, chopped |
| 2 or 3 garlic cloves, minced | 2 pounds vegetables (carrots, peas, potatoes, beans, cauliflower), cut into small pieces |
| 2 green peppers, sliced | 1 teaspoon brown sugar |
| 3 tablespoons oil | 2 teaspoons salt |
| 1 teaspoon ground chili | 1 cup boiling water |
| ½ teaspoon ground turmeric | 4 tablespoons lemon juice |
| 2 teaspoons ground coriander | |

Fry onion, garlic, and pepper in hot oil until light brown. Add the spices and tomatoes, and fry well, stirring continuously to prevent the spices from sticking. Add remaining vegetables, sugar, and salt; stir well. Add the water; cover and cook until vegetables are tender. Five minutes before vegetables are done, add lemon juice, and continue cooking until done. Do not overcook. Serve with rice, dal, and chapatis.

* Garam masala is a mixture of 4 teaspoons cardamom seeds, 2 crushed cinnamon sticks, 4 teaspoons black peppercorns, 3 tablespoons coriander seeds, 3 tablespoons cumin seeds, and 2 whole cloves, all toasted in a dry skillet or baked for 8 minutes. After cooling, the spices are ground to a fine powder and used to give Indian curries their intense flavor. Garam masala is also available in international markets.

Friends Are Forever

GraceLink Connection: Community.

Priya



Priya learned how to be a friend, and she is not lonely anymore.

Priya [PREE-yah] grew up in a town in northeastern India [locate India and the area near Calcutta, or Kolkata, on a map]. Her mother died when she was 6 years old, leaving Priya lonely and heartbroken.

When she was 10 years old, she went to live at a boarding school because her father travels a lot. She missed her father, but he visited her whenever his work allowed. Priya loved spending happy times with her father.

Trouble Among Friends

Priya made friends at school, and she was not so lonely anymore. But one day she noticed that her friends were not talking to her. Priya wondered whether they were unhappy with her, but she could not think of anything she had said or done that could have made them angry.

Priya prayed about her problem. She asked God to show her how to talk to the girls so they could be friends again. But she still noticed that they did not smile or talk to her. Because she was so new at the school, she felt she should not force the girls to want to be her friends. So she just kept praying for them.

Then one day five of the girls came to her. One of them asked her, “Are you angry with us?”

Priya was surprised, but she managed to say, “No, I’m not angry with you! But I knew you were busy, and I did not want to bother you.” Priya did not want to tell them that she thought they might have been angry with her.

Then Marina said, “Let’s be friends, and let’s not let misunderstandings come between us.” Priya smiled and nodded happily. She was glad that God had answered her prayer.

After that, whenever the girls quarreled or someone had a misunderstanding, they talked about it. This way their friendship grew stronger every day.

God’s Happy Surprise

At the end of the school year Priya’s father told her she must transfer to another boarding school, which was far from her home. Priya did not want to go so far away, but she knew that her new school was good.

Priya and her aunt boarded a train for her new school. All night they rode on the train, and the next day they arrived at the new school. Her aunt helped her register, and the girls’ dean assigned her to the dormitory room she would share with several other girls.

When Priya opened the door of her new room, she heard her new roommates talking in a strange language. Priya smiled at them shyly, and then went outside to get her luggage. Suddenly she heard someone shout her name, “Priya!”

Priya looked around to see who had called her. “Up here, Priya!” the girl’s voice called. Priya looked up and saw a girl standing on the balcony. It was Sangeeta [sahn-GEE-tah], her best friend from back home. Sangeeta waved, then disappeared around a corner and down the stairs. Priya and Sangeeta hugged tightly, squealing happily at their surprise meeting.

Suddenly Priya was surrounded by other squealing, jumping, happy girls. She recognized them all. They were friends from home! And she thought she would not know anyone at her new school! It’s going to be a great year,” Priya told them, “because God has sent you to be with me!”

The Crowded Room

The girls begged the dean to assign Priya to their room. That meant that eight girls would share a room meant for seven, but the dean agreed. It’s crowded, but the girls do not mind, for they are together.

“Sometimes we have our spats,” Priya says, “but we make up, because that’s what friends do.”

Priya has made many other friends in her new school, friends from all over India. They don’t all speak the same language, but they all understand English, for their classes are taught in English.

“I guess that’s what heaven will be like,” Priya says. “We’ll have friends from all over the world, and we’ll all love one another.”

Priya is right. In heaven we will have friends from all over the world. And our mission offerings help to tell children and grown-ups alike that God loves them and wants to share His home with them. Let’s do our part to fill heaven to overflowing by giving our mission offerings and telling our friends that God loves them. 🌱

Recipes

Photocopy onto heavy paper and cut apart, or fold on dotted line.

Dal (Savory Lentils)

- | | |
|-----------------------------------|---------------------------------|
| 3 cups water | |
| 1 cup dried lentils or split peas | |
| 1 teaspoon salt | |
| 1 teaspoon ground turmeric | |
| 1 medium onion, finely chopped | |
| | 2 cloves garlic, finely chopped |
| | 1 teaspoon ground cumin |
| | ¼ teaspoon ground cardamom |
| | 2 tablespoons vegetable oil |
| | 1 tomato, finely chopped |

Bring water to a boil in a 2-quart saucepan. Add lentils or split peas, salt, and turmeric. Cover; simmer until lentils are tender. In a frying pan, sauté onion, garlic, cumin, and cardamom in oil until the onion is tender.

Add tomato, and simmer another 2 minutes. Stir onion-tomato mixture into cooked lentils. Cook uncovered over low heat, stirring frequently, for 20 to 30 minutes. Serve with chapatis.

Chapatis (Indian Bread)

- | | | |
|-------------------------|--|----------------------|
| 1 cup whole-wheat flour | | enough water to mix |
| 1 cup white flour | | vegetable oil to fry |
| 1 teaspoon salt | | |

Mix flour, salt, and water into soft dough; let stand for at least 1 hour. Divide dough into egg-sized balls, and roll into flat circles. Rub a little oil over the dough, fold into quarters, and roll out again. Fry in an ungreased or lightly greased heavy pan over medium heat just until light brown spots appear, less than a minute. Brush a drop of oil on top, and turn over; fry lightly on other side, and remove to a plate. Cover with cloth to keep warm. Serve with curry and rice. Break off bite-sized pieces, and dip them into curry on your plate. Or use pieces like a spoon to scoop up the food.

Spinach and Potato Medley

- | | | |
|---------------------------|--|---------------------------------------|
| 2 medium white potatoes | | 1 10-ounce package frozen greens |
| 1 small red onion | | (spinach, collards, mustard, pumpkin) |
| 2 tablespoons cooking oil | | salt |

Peel potatoes, and cut into matchstick-shaped pieces. Dice onion. Sauté potatoes and onion in oil until just tender. Add greens, and continue frying until greens are cooked and potatoes are soft not mushy. Season to taste. Serve hot.

Yogurt Salad

- | | | |
|---------------------|--|-----------------------|
| 1 cup yogurt | | 1 tomato, chopped |
| ½ cup sour cream | | ½ onion, chopped fine |
| 1 cucumber, chopped | | salt to taste |

Combine ingredients; serve chilled as a delightful complement to spicy curries.

Jyoti's Prayer

GraceLink Connection: Service.

Jyoti



Jyoti loved Jesus and prayed that her parents would learn to love Him too.

Jyoti [jee-OH-tee] lives in northern India. When she was 6 years old, her mother became sick. Her father gave her medicine, and doctors tried to treat her. But Mother grew weaker and weaker until she died.

Father gently told Jyoti that Mother had died. She stared into the distance, a tear rolling down her cheek. She did not understand death, but she knew that her mother would not come back home.

A New Mother

Time passed, but Jyoti never forgot her mother. Sometimes she watched as her friends' mothers hugged them and gave them small treats. Sometimes she tried to imagine what it would feel like to have a mother again.

Then one day Jyoti's father introduced her to a woman and said that she would be Jyoti's new stepmother. At last Jyoti had a new mother! She thought of the hugs and smiles she would get and the fun she would have helping her stepmother clean and cook.

A New School

One day Jyoti's aunt came to visit. She asked Jyoti whether she would like to study in a boarding school. Jyoti knew some children who studied in boarding schools and decided she would like to go. So Jyoti's stepmother helped her pack for school. What do you think Jyoti took to her new boarding school? *[Let children respond]*. Yes, she took her toothbrush, her hairbrush, some bedding, and her clothes. She packed everything into a small bag, and she and her aunty traveled to the boarding school.

When Jyoti arrived at the school, she felt shy. But as she made friends, she learned to love her new school. She especially liked the daily worships with new songs to learn and Bible stories to hear.

New Brother

One day Jyoti received a letter telling her that she had a baby brother. She could hardly wait to go home and see her new brother. But when she arrived, Jyoti noticed that her stepmother was not friendly, as she had once been. *Maybe she's tired*, Jyoti thought. She helped with cooking and housework, but she received no smiles, no hugs as she once had.

She tried to tell her parents the Bible stories she had learned at school, and she asked them to pray with her. But they were not interested. By the end of vacation, Jyoti was eager to return to school, where she could pray and read her Bible and talk to others about God.

As Jyoti understood more about how much Jesus loves her, she accepted Jesus as her Savior and prepared to be baptized. She did not tell her parents about her plans to be baptized, because they had shown no interest when she tried to tell them about Jesus. However, every day she prayed that they would come to know Jesus as she knew Him.

Jyoti's Mission

Jyoti's village had no Adventist church. The nearest one was an hour's walk away in the next village. But Jyoti did not mind. Whenever she was home, she walked to church. She often invited her parents to attend church with her, and one day they agreed to go. Jyoti was so happy! She eagerly shared her faith with her parents as they walked to the little church. And she prayed even harder that they would give their hearts to God.

Then one day not too long ago, Jyoti received a letter from her parents. They told her that they had attended some evangelistic meetings in their town and had given their lives to God. They were planning to be baptized soon. Jyoti was so happy to hear the good news that tears formed in her eyes. At last her prayers had been answered. Her family was united in faith, and they could worship God together.

When Jyoti went home during the next vacation, she saw that her father and stepmother were much happier. They worshipped together and walked to church on Sabbath. Jyoti is glad that God answered her prayer.

Now she has another prayer request: "Please pray that my family will share their new faith with other people in our village so that lots of people will come to know the truth about God. And pray that soon we will have a church in our own village."

Let's pray right now for Jyoti's request, and let's not forget that our mission offerings help lead people all around the world to Jesus. 🙏

[Close with prayer.]

Recipes

Photocopy onto heavy paper and cut apart, or fold on dotted line.

Spiced Corn and Nut Mix

Serve this as an appetizer or a snack.

2 tablespoons vegetable oil	½ cup unsalted peanuts
¼ cup popping corn	1 teaspoon Worcestershire sauce
¼ cup butter	1 teaspoon curry powder or paste
1 garlic clove, peeled and crushed	¼ teaspoon chili powder
⅓ cup unblanched almonds	⅓ cup seedless raisins
½ cup unsalted cashews	salt

Heat the oil in a heavy saucepan, and add the popcorn. Cover, and shake while cooking over high heat for 3 to 5 minutes, until the corn stops popping. Turn the popped corn into a dish, discarding any unpopped kernels. (You should have about 10 cups popped corn.) Melt butter, and add garlic, almonds, cashews, and peanuts; stir in the Worcestershire sauce, curry powder or paste, and chili powder, and cook over medium heat for 2 to 3 minutes, stirring frequently. Remove pan from heat, and stir in raisins and popped corn. Season with salt to taste, and mix well. Transfer to a serving bowl, and serve warm or at room temperature. If you want a less spicy treat, omit the curry and chili powders, and add 1 teaspoon cumin seeds, 1 teaspoon ground coriander, and 1/2 teaspoon paprika instead. Sprinkle with 1 to 2 tablespoons chopped fresh coriander just before serving. If using a microwave corn popper, add up to 2 tablespoons additional melted butter.

Desserts

Indians enjoy fresh fruit for dessert, especially mangoes, papayas, bananas, guavas, pears, or pineapples in season. Ice cream, especially mango ice cream, is also popular.

Aalu Tarkari (Potato Curry)

Nepal

10 to 12 medium potatoes	1 inch gingerroot, peeled and diced
2 tablespoons mustard oil	½ cup yogurt
¼ teaspoon turmeric	salt to taste
2 green chilies, whole	green coriander leaves
1 clove garlic, diced	

Boil potatoes, peel and cut into small pieces. Heat oil and add turmeric, green chillies, garlic, and ginger. Sauté for 1 minute. Add yogurt, potatoes, salt, and, if desired, a little water to thin the sauce. Cover and cook gently for five minutes. Garnish with green coriander leaves.

Pala Wala (Spiced Spinach)

Nepal

1 pound fresh spinach or pala, washed and shredded
1 teaspoon salt or to taste
3 tablespoons roasted soybean powder
1 teaspoon cumin powder
¼ teaspoon chili powder
½ teaspoon ground fresh ginger
½ teaspoon ground fresh garlic
1 teaspoon oil

Boil pala or spinach until tender; remove and drain in a sieve. Squeeze all remaining water from it and place in a bowl. Add remaining ingredients and mix well. Marinate for an hour or overnight. Serve cold.

The Stolen Book

GraceLink Connection: Grace.

Aby



Aby picked up the book and looked at it. It was so nice! Then he heard Father call him.

“Aby,” Father called, “do you want to go with me to the shop to buy some things?” Aby jumped up quickly. He liked going with his father. Aby sat on the back of Father’s bicycle as he pedaled to the shop several blocks away. When they entered the shop, a small bell tinkled, announcing their arrival.

“Good evening,” the shopkeeper said to Aby and his father.

“Good evening to you,” Aby’s father answered as he picked up a basket to gather the items on his list. While Father shopped, Aby wandered through the aisles looking at everything. He had no money, but it was fun to look anyway.

The Autograph Book

On one shelf Aby saw some small books. He picked up one and opened it. It was a blank book made for friends to sign their names in. Aby had seen children writing in such books and thought it was a great idea. “Aby,” Father’s voice interrupted Aby’s thoughts. “I’m ready to go.”

Aby slipped the little book into his pocket and walked to his father, who was picking up his bundles. Aby knew he should give his father the book, but instead he reached for one of Father’s bags and carried it outside.

Aby felt the book in his pocket as his father pedaled the bicycle home. When they arrived home, Aby walked quietly to his room and took the little book from his pocket. Suddenly he heard the door squeak, and he slid the book under another book on his desk.

Mother Finds Out

“Aby, would you—” Mother stopped midsentence. “What are you trying to hide?” she asked, walking into the room. Aby did not speak as his mother walked to his desk and lifted the book. There lay the autograph book.

“Son, where did you get this?” Mother asked. Aby said nothing. Mother asked again, “Aby, tell me where you got this.”

“I found it in the shop,” was all he could say.

“And did you ask Daddy whether you could have it?”

Aby silently shook his head. “I was looking at it when Daddy called me to go, and I put it in my pocket,” Aby said simply.

Mother squatted beside Aby. “So you took it without asking?” she asked softly. Aby nodded his head. “What you did was wrong,” she explained. “What should we do about it?” Aby looked at his mother, then back at the little autograph book. It no longer looked as lovely as it had in the store.

Aby’s Confession

“Son,” Mother said, “taking something that does not belong to you is stealing. You must return the book to the shop and tell the man that you are sorry you took it.” Aby knew that his mother was right.

Mother left Aby’s room and spoke with Daddy. A few minutes later Mother and Daddy returned to Aby’s room.

“Aby,” Mother said, “Daddy will take you back to the store now, before the man closes his shop.”

Aby put the book into his pocket and got on his father’s bike. When they arrived at the store, Father said, “I will wait for you here, son. Go in and tell the man what you did.”

Aby’s feet dragged as he opened the shop door and walked in. The storekeeper smiled and said, “What can I do for you, son?”

Aby pulled out the book and laid it on the counter. “I took this without paying for it,” Aby said. “I’m sorry.”

The shopkeeper looked at the book, then at Aby. “What is your name, son?” he asked.

“Aby,” the boy answered.

“Well, Aby,” the shopkeeper said, “I am glad that you are so honest. And because you told the truth, I would like you to keep the autograph book.” The man placed the book into Aby’s hand.

“Thank you, sir,” Aby said as he ran toward the door. “Thank you! I won’t take anything again—ever!” And he never did.

Boys and girls, stealing is taking something—anything—that does not belong to us. It can be a toy or a piece of candy or even our Sabbath School offering. Jesus is glad when we do not let Satan tempt us to take something that is not ours. Let’s pray that we will let God’s love shine through our lives this week in everything we say and do. 🙏

Ramani Kurian works in the Southern Asia Division office in Hosur, India.

Fun With Hindi

Hindi and English are the most common languages spoken in India. Below are some greetings and words in Hindi. Vowels are pronounced as follows: *ah* as in father; *ai* as in eye; *ay* as in hay; *ee* as in bee; *eh* as in bet; *ih* as in tip; *oh* as in toe; *oo* as in boot; *uh* as in butter; *u* as in ewe. The accented syllables are written in capital letters. When you see the letter *n* in parentheses (n) at the *end* of a word, say it with a short nasal sound that is almost not heard; gently roll the *r*; and vocalize the *th* sound as in the words “then” or “the” rather than in the word “with.” It sounds almost like a *d*.

Greetings

Happy Sabbath
Hello (Goodbye)*
How are you?
Welcome
What is your name?
My name is . . .
Please
Thank you
You're welcome
Jesus loves you
How old are you?
I (male) am __ years old
I (female) am __ years old
Yes
No

Pronunciation

shoob sah-BAHT
nah-MAH-stay
ahp kay-see hai
swah-guh-THUM
ahp-kuh nahm kyah HAI
my-ruh nahm . . . HAI
krih-pai yah
THUN-yuh-wahdh
THUN-yuh-wahdh
yay-soo toom-say pyar kar-tuh HAI
ahp-kah OO-mar kee-YAH HAI
mai ___ sahl kah hoon
mai ___ sahl kee hoon
HAH
nuh-HEE

Days of the Week

Sunday RUH-vee-wahr
Monday SOHM-wahr
Tuesday MUHN-gol-wahr
Wednesday BOOD-wahr
Thursday GOO-roo-wahr
Friday SOOK-wahr
Saturday SUH-nee-wahr

Counting

one ayk
two doh
three theen
four char
five pahunch
six chay
seven saht
eight aht
nine now
ten thus

Special Places and Names

Home ghahr
Church geer-jah
Sabbath School sah-BAHTH paht-SAH-lah
Holy Bible puh-VEE-tra sahs-trah
God KOO-dah
Jesus YAY-soo

* This greeting is used all day, and means both “Hello” and “Goodbye.” Bow slightly when saying it, while pressing your hands together in front of you.

God's Furry Angel part 1

GraceLink Connection: Grace

Menka



Menka saw an angel, but the angel did not wear a white robe or have wings. Menka's angel had fur.

Menka lives in eastern India with her mother. Mother was a Christian, but Father refused to attend church. Often Father argued with Mother as she prepared for church. One day Menka's father left the family. Menka missed him, but she was too young to understand why he had gone. When she asked Mother about Father, Mother simply urged Menka to pray for him.

Unexpected Visitor

Then one day Menka's father came to the house. He asked where Mother was, and Menka told him that she was at the marketplace. Father told Menka that he had a surprise for her. He was taking her to his new home to visit. Menka quickly gathered her few clothes, and she and Father hurried to the train station. Menka was excited to be going to visit her father and chattered happily as they rode the train to Father's village.

But after a few days at Father's house, Menka wanted to go home. Her father refused to let Menka go to church, and he did not allow her to talk about her mother.

Menka missed her mother and wanted to go home, but whenever she tried to ask her father to take her home, he punished her. Menka remembered her mother telling her that she could talk to Jesus any time she had a problem. Jesus would always listen. So Menka prayed that God would help her find her way back home, for she did not know how to get there alone.

Kind Neighbor

One day a woman who lived nearby saw Menka sitting alone on the porch of her father's house. She had noticed that Menka's father did not treat her well. One day when Menka's father was not home, the woman walked over and sat down beside Menka and began talking to her. She asked how she liked living with her father, and Menka said she wished she could go home and live with her mother, who prayed with her and let her go to church.

"Where does your mother live?" the woman asked. Menka told her the name of the village where her mother lived. The woman said, "Get your things. I'm going to take you to your mother—today."

Menka's heart leaped at the thought that she could go home to her mother. The woman took Menka to the train station, where she bought two tickets to the village where Menka's mother lived. Soon Menka and her mother were together again. What happiness filled that house that day! Mother and Menka hugged and cried and prayed, thanking Jesus for bringing Menka back home.

Father Returns

A year later Menka's father again came to the village where Menka and her mother lived. He waited until Mother went to the marketplace, then he told Menka to come with him. Menka did not want to go, but Father grabbed her hand and forced her to go with him.

Once more Father took her to his house. And once more he was not kind to her. He made her sleep on the porch instead of inside the house. And he did not give her enough food to eat. When Father caught Menka wandering from one room to another in the house, he scolded her and told her she could not be in those rooms. Menka was lonely, for her only playmate and companion was Ronny, her father's big furry dog.

Menka's Furry Friend

Menka and Ronny became fast friends. When Menka was lonely, she hugged Ronny and cried. The dog seemed to understand her sadness and stayed close to the little girl.

When Menka was old enough, Father enrolled her in the village school. Menka loved school and quickly made new friends.

One day during recess Menka heard a familiar sound. She turned and saw Ronny bounding toward her, barking loudly. She ran to greet Ronny, but instead of running to her, he turned and ran away. "Ronny, come back!" She called, but Ronny bounded ahead of her. Menka ran after Ronny, calling his name. Soon she had left the school far behind.

Boys and girls, what will happen to Menka? Be sure to come next week to hear the rest of Menka's story and learn how God sent a furry angel to save her. And remember, our mission offerings help tell grown-ups as well as children that Jesus loves them. 🐾

Sing Jesus Loves Me

Learn to sing “Jesus Loves Me” (*SDA Hymnal*, No. 190; *Sing for Joy*, No. 27) in several of the languages spoken in southern Asia.

Hindi (spoken throughout much of India)

yee soo moodj say kahr tah pyahr
bai bl may hai sah mah char
mai whoo(n) nirh bahl whah bahl wahn
bahl coh(n) pur hai thai uh wahn

Chorus:

pyahr khar tah moodj say
pyahr khar tah moodj say
pyahr khar tah moodj say
hai sah thee ^ yah sah mah char

Marathi (spoken in Maharashtra)

ay shoo pree thee kuh ree thoh
poor nah heh mee jah nah thoh
shah struh ay sey kuh tee teh
teh kahr reh chee sang ah tay

Chorus:

ay shoo suhth pree tee
ay shoo suhth pree tee
ay shoo suhth pree tee
bah leh vah ree kuh ree

Nepali (spoken in Nepal)

Yeh soo mah lai gahr sahn pyahr
Yoh hoh sah bai buhl koh sahr
Bah lahk oon kah hoon bahr dahn
Tee neer bahl ooh nee bahl wahn

Chorus:

Pyahr gahr sahn mah lai
Pyahr gahr sahn mah lai
Pyahr gahr sahn mah lai
Yeh soo leh gahr sahn pyahr

Malayalam (spoken in Kerala)

yay soo snay hee kew neh nay
kah noo neh yahn vay dhah tihl
shee shoo kal thahn day swan dhahm
chee nar ah var dahn shahk thahn

Chorus:

Snay ^ hee kew noh yeh nay
Snay ^ hee kew noh yeh nay
Snay ^ hee kew noh yeh nay
choh loo neh tahn vay tihl

Tamil (spoken in Tamil Nadu)

yay soo yehn dhen nay se ray
kahn dayn vay dheh noo lee lay
pah Lehr ah vehr sohn dhahm tahn
tahn geh ah vehr vahl loh thahn

Chorus:

yay soo yehn nay sehr
yay soo yehn nay sehr
yay soo yehn nay sehr
may vay dhe vah koo ^ ee dhay

Kannada (spoken in Karnataka)

yay soo vee nah pree tee yoo
oon toh nah nah may bee yoo
mah kah lah noo tah lah noo
ahn gee ka ree soo vah noo

Chorus:

how dow doo nee jah
how dow doo nee jah
how dow doo nee jah
sah dway dah mah tee doo

God's Furry Angel part 2

GraceLink Connection: Grace

Ronny



Menka saw an angel, but the angel did not wear a white robe or have wings. Menka's angel had fur.

Menka's father took Menka from her mother's home when she was 6 years old. She missed her mother, but she was too young to find her own way home. Father did not let Menka go to church, and he did not treat her well. Menka's best friend was Ronny, her father's dog.

A Game of Tag?

One day while Menka was playing outside at school, she heard Ronny bark. She ran to greet her friend, but Ronny turned and ran away. "Ronny, come back!" she called as she ran toward him. But Ronny stayed just beyond Menka's reach, as if he were playing tag with her.

"Ronny, stop!" Menka called as she ran after him. Ronny turned and barked, as if saying, "Follow me." Menka followed Ronny toward the train station. When Ronny bounded up the stairs that crossed over the train tracks, Menka followed him. Then he climbed down the steps on the other side and onto the railway platform. A train stood in the station, and passengers scurried off the train while others tried to board the train. Menka looked around for Ronny, but he was nowhere in sight. "Ronny!" she called, but Ronny did not come. Menka ran along the station platform calling for Ronny. She looked in the small train station, but Ronny wasn't there. *Where could he be?* Menka wondered.

Unexpected Train Trip

"You'd better hurry and get on the train," a man said. Menka looked up and saw a station worker nearby. "The train is leaving soon. Hurry, get on!"

Menka obeyed and climbed onto the train. She found a place to sit on the floor near some passengers' bags. Soon the train began moving. The train's swaying movements made Menka sleepy, so she curled up on the floor and slept.

When Menka awoke, people were standing in the aisle, pulling their bags from the overhead rack. They brushed past her as they hurried toward the door. Menka stood up and rubbed her eyes. She did not know where she was, but since other people were getting off the train, she decided she should get off too.

But as soon as the passengers had gotten off the train,

others pushed on, and Menka was pushed back into the car. She again sat down on the floor.

Soon the train slowed for another station. This time Menka quickly followed the other passengers off the train before it started again. She stepped onto the platform and looked around.

Home at Last

Where am I? she wondered. *How will I get home?* As she stood on the platform wondering what to do, a station worker came to her and asked if she was lost.

"I don't know how to get home," she said.

"What's your name?" the man asked, bending over to hear her.

"Menka," she said.

"Has someone come with you?" he asked. She told him she was alone. "Do you know someone in this town?"

"What town is this?" she asked.

The station worker told her the name of the town, and Menka's eyes lit up. "My mommy lives here!" she said. She told the man her mother's name.

"I know your mother. Come, let's go find her!"

Menka walked with the man out of the train station and down the road. As they rounded one corner, Menka ran ahead of the man, for she had seen her mother's house.

Happy Reunion

What a happy reunion Menka and her mother had that day! "Oh, my child, I am so glad to see you!" Mother said. "I have been praying for you every day since I learned your father had taken you away."

Mother thanked the station worker for bringing Menka home. Then Menka and her mother knelt to thank God for bringing Menka safely home.

When Mother asked how Menka had found her way home, Menka thought for a moment, then she said, "I followed Daddy's dog, Ronny, to the train station. But now I think it wasn't Ronny at all. I think it was an angel—a furry angel."

Mother hugged Menka, and once more they thanked Jesus for keeping Menka safe and for the furry angel that helped get Menka home.

Let's pray with Menka that everyone in her family will learn to love Jesus as she has. 🐾

[Close with prayer.]

Play Dress-up

Children will enjoy wearing saris, turbans, and lungis [loong-ees], and they require no sewing!

Sari

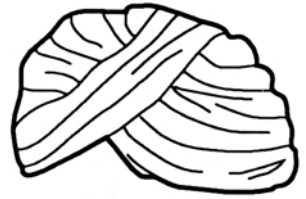
Most women in India wear saris. Young girls wear dresses. In parts of northern India women wear a loose-fitting dress over baggy pants. Here is how to make a sari.

1. You will need a piece of cloth six yards long and at least a yard wide. You will also need a blouse and a long skirt with a strong, tight waistband.
2. Tuck one end of the sari material into the waistband, slightly to the right of center.
3. Draw the rest of the material around the back toward the left, or counterclockwise.
4. When it has been drawn once around the waist, make at least six pleats by folding the cloth back and forth like the folds of an accordion.
5. Keep these folds flat; tuck them into the waistband so that they hang down the center of the body.
6. Draw the remaining material around the back, under the right arm, then up and over the left shoulder in front. Two or three feet of cloth will hang down the back over the left shoulder. Fasten the cloth on the shoulder with a safety pin.



Turban

1. You will need two or three yards of lightweight cloth.
2. Fold it in half lengthwise.
3. Start one end about at ear level; then wind it around the head two or three times. Tuck in the other end.



Lungi

The lungi [loong-ee] is worn by men and boys. However, many men also wear pants and shirts. Schoolboys wear short pants and short-sleeved shirts. A shirt is worn hanging loose over the lungi.

1. You will need about one yard [one meter] of cotton material.
2. Wrap the fabric around the waist, and tuck it into the waistband.
3. Many men wear their lungis shorter. If the fabric is too long, or if the man wants to work without hindrance, he pulls the bottom hem of the lungi up and tucks it into the waistband, creating a covering that comes to his knees.

Have a Southern Asia Party

Following are some fun things to do to teach the children more about India and Nepal.

Plan a menu. Serve chapatis, curry and rice, dal, and spiced corn and nut mix. (See the recipes on pages 6, 8, and 10. Find more recipes in the cookbooks listed on page 31.)

Indians now live in many parts of the world. If there are any in your area, ask them to help you plan an Indian feast. Eat in proper Indian village style—with the fingers of the right hand. The children might enjoy rolling out their own chapati for an adult to fry. Have small balls of dough ready for the children to roll.

Play Indian music. Many music stores have recordings of classical Indian music. Or check the music section of your public library for Indian folk music. Check with Indian nationals in your area. Perhaps they will supply some live Indian music for you! They might even be willing to perform an Indian folk dance.

Show a video. Check your library or video store for educational videos about southern Asia. The National Geographic Society has several good films about travel and wildlife in southern Asia that would be appropriate for your group.

Play a game. Find some instructions for popular Indian games on page 26. Cricket is popular in India. Find someone who can teach your children to play cricket. (This is an outdoor game, so plan something for indoors if the weather is not good.)

Make Indian play money. Make some paper rupees, and give some to each child to use to “buy” Indian food or for admission to the activities you have planned. The value of the rupee is about 45 rupees to one U.S. dollar.

Learn a song. Learn one of the songs on page 14 and sing it for worship.

Pray, Daddy!

GraceLink Connection: Service.

Kirti and Pavi



A little girl is sick, and doctors cannot help her. Then she finds a solution that helps change her family's faith.

Kirti [KEER-tee] and her sister Pavi [PAH-vee] live in southern India [*locate India on a map*]. Their family worshipped idols, but when the little Adventist church near their home held Vacation Bible School, the girls always went. They loved hearing stories about Jesus, memorizing the Bible verses and singing the happy songs the leaders taught them.

Then the family moved away from the church, and the sisters could no longer attend Vacation Bible School. But they did not forget the lessons they had learned in that little church.

Ask Jesus

One day when Pavi was still quite little, she felt sick. She had a sharp pain in her tummy that felt like a knife cutting into her. The pain kept her awake and made her cry. Pavi's father took her to the doctor, but he did not have medicine to heal her. Father tried another doctor, but he could not help Pavi either. Father felt so bad that his little girl was hurting that he lay down beside her on her sleeping mat and tried to comfort her.

"Father," Pavi said, "the doctors could not help me, but Jesus can. If you will ask Jesus to heal me, I know I will feel better soon."

Pavi's father had never prayed to Jesus before, and he was not sure how to do it, but Pavi told him to kneel down and just ask Jesus to heal her. Father knelt down beside Pavi and prayed a simple prayer. "If my daughter gets well," he said, "I will no longer bow to the idols, but will serve You, Jesus. So please, if You can, heal her."

Pavi's father's prayer was simple, but God heard it. The next day Pavi awoke feeling no more pain. When her parents asked how she felt, she told them, "I am well; Jesus has healed me."

Find the Church

Father kept his promise and took his family to church. Since the Adventist church was too far away, Pavi's father took the family to the largest church in town. But after a few weeks the girls realized that this church was not like the church they had attended near their old home.

One day Pavi's aunt invited Pavi and Kirti to go with her to the church she had started attending. When the

sisters entered the church, they realized that this was the church they had attended when they were younger. They were happy to find their church again.

Kirti's Summer Vacation

That summer Kirti spent part of her vacation with some relatives in another town. She was happy to learn that her relatives were Christians, and she began attending church with them. Soon her relatives urged her to join their church. At first Kirti agreed, but then she began to think about things she had learned while attending the Adventist church. Her relatives worshipped on Sunday, not on the Sabbath, and Kirti had begun to realize that the Sabbath was a commandment from God, not a rule made by people. She decided not to join her relatives' church after all, but to wait until she returned home and join the Adventist Church, where people followed God's commandments.

Praying for Father

When Kirti returned home after her vacation, she asked her mother and father to go to the Adventist church with her. Her mother and Pavi went with her, and when Kirti asked the pastor to help her prepare to be baptized into God's true church, Mother studied with her. Mother and Kirti were baptized together.

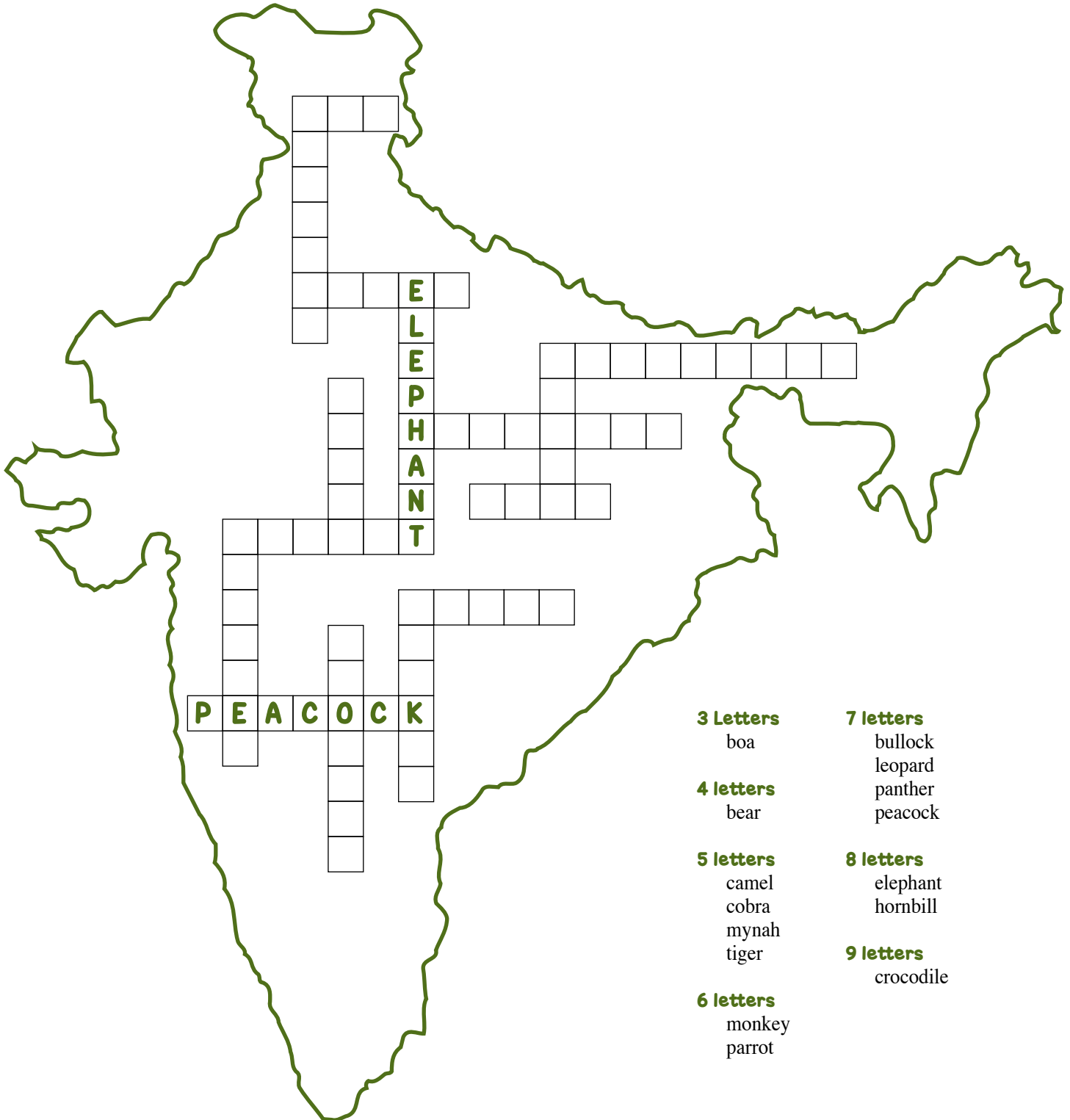
Kirti and Pavi still pray for their father. He worships God in another church, but the girls wish that he would go to church with them. They pray that one day the family will go to church together. They know that God hears their prayers, for He heard their father's simple prayer when Pavi was so sick.

Boys and girls, Jesus does hear our prayers. He wants everyone to know about Him and to love Him. Let's pray that Pavi and Kirti's father will start coming to church with them and that the family will share their faith with their neighbors.

And remember, our mission offerings help people everywhere learn that Jesus loves them and died for them. Let's give our offering every week, so more people will learn about Jesus. 🙏

Find the Animals of Southern Asia

Southern Asia is crowded with people, but there is still room for lots of wild animals. Find homes for each of the animals listed in the word bank below. The elephant and peacock have found their places; now it's up to you to help the other animals find a safe place to live. Count the number of boxes in each word, then find the animal with that many letters in its name. If more than one animal has the right number of letters, use the letter clues already in place to help you decide which animal belongs in that box.



3 letters

boa

4 letters

bear

5 letters

camel
cobra
mynah
tiger

6 letters

monkey
parrot

7 letters

bullock
leopard
panther
peacock

8 letters

elephant
hornbill

9 letters

crocodile

Railway Prayers

GraceLink Connection: Grace.

Sony



“Wake up!” Mother whispered. “Thieves are robbing the people on the train!”

Sony is 9 years old and lives in northeastern India. [Locate India on a map.] Her parents have taught her to trust in Jesus when something bad happens. And recently Sony learned that God really does answer prayers.

Sony’s Train Ride

Sony and her parents took a train to camp meeting. Because the trip would take two days, the family bought tickets for a sleeping car. Sony enjoyed watching the scenery pass outside the window. When the sun set, Father read from the Bible, then the little family prayed for God’s protection while they slept.

Sony lay down on her bed, and soon the rhythmic *clackety-clackety* of the train wheels lulled her to sleep.

Robbers!

Some time later, Sony awoke to hear her mother whispering something. “Wake up!” she said softly. “Thieves are robbing people on the train! And they’re coming our way!”

“What?” Father asked sleepily.

“There are robbers on the train,” Mother whispered. “I heard them. They’re going from compartment to compartment demanding people’s money and jewels!”

Father sat up quickly and listened. He could hear muffled noises in the train car. “But we don’t have any jewels,” Sony said.

“If we don’t give them what they want,” Mother said, “they might—” Her words were cut off by gruff voices demanding money and jewels from a nearby sleeping compartment. Sony realized they really were in danger.

Let’s Pray!

“Let’s pray,” Father said, and the three knelt on the floor of the train car and asked God to protect them.

When Sony opened her eyes, she saw lights in the distance. Then she felt the train slow down. “We are coming up to a station,” Father whispered. “Maybe we can signal for help.”

Just then Sony heard the *stomp, stomp, stomp* of heavy feet and the *squeak-thud* of the heavy train door opening and closing. Sony held her breath waiting for something to happen. Then father spoke. “They’re gone.

They jumped off the train and ran into that rice paddy.”

Angry voices rolled through the train car as people shouted that they had been robbed. Sony and her parents knelt down to thank Jesus for keeping them safe from the thieves.

Sony lay back down on her bed and tried to sleep, but every time the train door opened with a *squeak-thud*, she jumped.

The rest of the trip to camp meeting was uneventful, and camp meeting was wonderful with its powerful preaching, lively singing, and lots of friends. All too soon it was time to board the train for the trip home. The trip was uneventful, and soon the train slowed for their stop.

Home Again

Father handed Mother their luggage, then stepped off the train. Each one carried a bag. Sony turned and started through the crowds of people to the train station exit. She did not notice that her parents were not right behind her. But when she turned to say something, they were nowhere in sight. Sony felt panic in her throat. She called out to them, but they did not answer. She wanted to cry, but instead she remembered that her parents had taught her to pray whenever she was in trouble. She knelt down beside her bag, folded her hands, and told Jesus, “I’m scared. I cannot find my parents, and I’m all alone. Please help me find them.”

Sony opened her eyes and saw her parents standing beside her, smiling. They were glad that she was safe, but they were even happier to see that Sony had remembered to pray when she sensed she was in trouble. Sony hugged her mother, and then she picked up her bag and followed them out of the station toward home.

Sony repeated the Bible verse that her mother had taught her. “Whenever I am afraid, I will trust in You” (Psalm 56:23, NKJV). Sony was glad that God was with them on that trip!

Sony wants to tell you that “whenever you are in trouble, ask God for His help. He will answer your prayer. God doesn’t always answer as quickly as he answered my railway prayers, but I know he will answer when He thinks it is best.”

That’s good to remember when we have problems. And let’s also remember that when we give our mission offerings, it helps boys and girls such as Sony to learn that God loves them. 🌱

Fun With Language

Following are some words and phrases in Nepali, the language of Nepal, to use in your program to make missions come alive for your children. Vowels are pronounced as follows: *ah* as in father; *ai* as in eye; *ay* as in hay; *ee* as in bee; *eh* as in bet; *ih* as in tip; *oh* as in toe; *oo* as in boot; *uh* as in cup; *u* as in cube. The accented syllables are written in capital letters.

Common Phrases

Pronounce It

Happy Sabbath	SO-bah SAH-baht dihn
Welcome (to Sabbath School)	SWAH-gaht tah-pah-EE HAH-roo Sah-BAI lai SAH-baht mah SWAH-gaht sah
Hello	nah-MAHS-tay (<i>or for Christians:</i> nah-MAHS-tay AH-nee JAI mah-see)
Good morning	SOO-vah bee-HAH-nee
Please	kree-PAI-yah
You're welcome	TEEK-sah
Thank you	DAH-nyah baht (and fold hands as for namaste)
Yes	HOON-tsah
No	hoh-DAI-nah
Goodbye	nah-MAHS-tay
My name is ____.	MEH-roh nahm ____ hoh.
What is your name?	tah-PAI koh NAHM kay hoh?
How old are you?	Tah-PAI kaw-TEE buhr-SAH POOG-noo bhah-YOO
I am 10 years old.	Mah dahs buhr-SAH pooh-GAYN
Happy Birthday	JAHN-mah DIHN-koh SHOO-bah kahm-NAH
Where is _____ (Nepal)	neh-PAHL kah-HAH tsah?

Numbers

one	ayk
two	dwee
three	teen
four	chahr
five	pahch
six	chah
seven	saht
eight	aht
nine	noh
ten	dahs
eleven	ayg-hah-RAH
twelve	bah-RAH

Days of the Week

Sunday	ah-EE tah-bahr
Monday	SOHM-bhar
Tuesday	MUHN-guhl bahr
Wednesday	bood-HAH-bahr
Thursday	bee-HEE-bahr
Friday	SOO-krah-bahr
Saturday/Sabbath	shah-nee-bahr/bish-rahm-DEEN



A Missionary's Special Gift

GraceLink Connection: Community.

A missionary family made friends in a Nepali village. When they had to leave, their influence remained in the hearts of two young girls.

Kabita [kah-BEE-tah] and Gita [GEE-tah] are sisters. They live in a town not far from Kathmandu [kaht-mahn-DOO], the capital city of Nepal. [*Find Nepal on the map.*] Nepal is a small country, but it has the highest mountains in the world.

Like most young girls in Nepal, they like to play games when they are not helping their parents. But when it is time to plant or harvest rice, the whole family works in the fields until the rice is safely dried and stored in their homes. Rice is the most important food in Nepal, and many families must grow their own.

New Neighbors

When Kabita and Gita were small, an Adventist missionary came to live in their village. The missionary's daughter, Janie, invited the girls to come and play with her. Sometimes the missionary father told the children Bible stories or taught them songs about Jesus. Kabita and Gita liked that, for in their family's religion they did not sing.

Kabita and Gita's family did not mind that the girls spent a lot of time with the missionary family, for they knew the missionaries were teaching the girls good things.

Then one day Kabita and Gita found the missionary family putting their belongings into boxes. "Where are you going?" the girls asked. Janie explained that they must leave Nepal because of dangerous fighting nearby. The girls hugged Janie and promised never to forget her and never to forget the stories and the songs the missionaries had taught them. They felt sad when their neighbors left the village, but when they sang the songs that the missionaries taught them, they felt better. The songs helped keep the thoughts of Jesus alive in their hearts.

Let's Pray

One day the police came and arrested Kabita and Gita's father and took him to jail. Kabita knew that her mother was worried, and she remembered that Jesus hears our prayers and will help if we ask Him. She told her mother to pray to Jesus for help. Mother and the girls asked Jesus to help Father get out of jail, and he was released. How happy the family was that God answered their prayer.

New School

Before the missionaries left, they told Kabita about the Adventist boarding school in Kathmandu, the capital city. The missionary promised to find a sponsor for her, and he did. Kabita loved studying at the Adventist school, and when Gita was old enough, she joined her sister. Now both girls are studying there and learning more about Jesus every day. "We like studying here a lot," Kabita said. "It is a beautiful school, and we have learned a lot here."

"When we go home during holidays," Gita said, "we tell our friends in the village about Jesus. We teach them to sing songs, and we pray for sick people. Sometimes they get well. We tell them they must pray to Jesus, for He is the living God."

Kabita and Gita's village does not have an Adventist church yet, so the girls invite people who want to know more about God to come to the church at their school in the capital city. Sometimes they have business in the city, and then they may come to church. And some even come by bus just to worship God. This makes the girls happy!

"I like to tell people about Jesus," Kabita adds. "I tell my brothers and sister and our friends the stories we are learning at school. Gita and I teach them songs we have learned, too. We pray before we eat and before we sleep to thank God for what He has given us."

Message for the Missionary


The girls have not heard from the missionaries since they left Nepal, but Kabita has a message for them. "Thank you for teaching us about Jesus and for teaching us how to pray. We are doing well in school and are very happy here."

Kabita has a request for us. "Please pray for our family, especially our father and brother, that they will give their hearts to Jesus."

Praying for people is one way we can share God's love. Another is by bringing our mission offerings. Let's pray for them right now, and let's give a big offering to help the people in Nepal learn that God loves them. 🙏

[Close with prayer.]

Color the Elephant



Praveen's Prayers

GraceLink Connection: Service.

Praveen



When Praveen and his mother began attending church, his father objected. But they prayed for him, and God did the rest.

Praveen [prah-VEEN] lives in Nepal. [*Locate Nepal on a map.*] Praveen's family worshipped many gods. Often his mother prayed to their gods about Praveen's father, who was an alcoholic. When he was sober, he was kind and worked hard, but when he drank, he fought and became loud.

New Home, New Faith

When Praveen was 7 years old, his family moved to Kathmandu [kaht-mahn-DOO], the capital city of Nepal.

One day while shopping, Praveen's mother met an Adventist woman who invited her to visit the Adventist church. Praveen and his mother went to the church, which was more like a room than a church. But the message the pastor gave from the Bible made a big impression on them, and they both wanted to worship there again.

When Father learned where they were going, he tried to stop them by shouting at them. Mother spoke softly, but she insisted that she would go to church.

Father's Protests

Most businesses are closed on Saturday in Nepal, so Praveen's father did not work that day. One Sabbath morning Mother and Praveen quietly prepared to go to church. As Praveen prepared to leave the house, he found his father lying in the doorway of the house, his eyes closed.

Praveen came near to be sure he was OK, and Father opened his eyes. He saw Mother and Praveen ready to go to church. Angrily Father said, "If you cross my body, I am dead for you." That meant that Father would treat Mother like a stranger and not support her and Praveen.

Mother stayed inside the house, but Praveen jumped over his father and waited outside. A few minutes later Mother walked out to where Praveen was waiting. "How did you get out?" Praveen asked, surprised. Mother explained that after a few minutes, Father had gotten up from where he lay and left the room. She could walk out of the house. They hurried to the church.

Mother's Plan

Every Sabbath Praveen and Mother had trouble when

Father saw them wearing their good clothes. Early one Sabbath morning Mother told Praveen to dress in his everyday clothes and take a bag containing their Sabbath clothes to the neighbor's. "Don't tell Papa," she warned. Praveen ran to the neighbor and told her what Mother had said, then he hurried back home. After they had eaten, Mother sent Praveen to the neighbor's house to change clothes. Soon Mother arrived at the neighbor's house and changed clothes. Then they walked to church.

The plan worked so well that Praveen and his mother were able to attend church almost every week for a year without Father knowing. Every day Praveen and his mother prayed that God would soften Father's heart so he would allow them to worship God openly. After a year of study, Mother asked to be baptized.

Father did not trouble them anymore about their desire to worship the living God and attend church on Sabbath.

God Answers Prayer

Mother is a teacher, so she became a teacher at the Adventist school in Kathmandu, where Praveen was studying. Mother was glad for a job to help Praveen get a good education while she taught other children about God.

Praveen and his mother never stopped praying for Father. They often invited him to church, and last year their prayers were answered. Father stopped drinking and started attending church with them. At first he stayed only for the song service, and then he left. Later he stayed for Sabbath School. And today Father attends the entire Sabbath worship service.

Praveen's father now helps around the house. And because he no longer spends his money on alcohol, he can help pay Praveen's tuition. "I am so happy to see God working in my father's life," Praveen says. "He has a way to go yet, but he is coming step by step, and we are still praying for him."

Let's pray for Praveen's family this morning, especially for his father, who has not yet been baptized. And let's remember to bring our mission offerings every week, for they help people such as Praveen's family learn to love Jesus, just as we do. 🙏

[Close with prayer for Praveen and the people of Nepal.]

Make a Mission Bank

Since this quarter's Thirteenth Sabbath Offering will help build chapels in southern Asia, make a chapel (or a schoolhouse) in which to take up the mission offering in Sabbath School, or help the children make these chapel mission banks as an out-of-class project. You will need a willing carpenter to cut the end piece patterns and steeples (if making a chapel) from ¼-inch plywood and to cut grooves into craft sticks.

For each mission bank you will need:

2 end pieces (see pattern)
1 steeple (see pattern) if making a church
37 craft sticks (2 with grooves and 1 cut in half across the middle)
paint (white and red or brown)
wood glue (such as Elmer's)
colorful wrapping paper to make "stained glass windows" if making a chapel

Preparation:

Ask a carpenter to cut 1 steeple and 2 end pieces for each bank. Cut a 1-inch-long groove about 1/8-inch wide in the middle of 2 craft sticks. These will form the money slot at the peak of the roof. And cut one craft stick in half across the middle to form the church's doors.

Paint the pieces ahead of time. Paint the end pieces, the steeple, and 16 craft sticks white.

Paint 19 craft sticks (including 2 that have notches) dark green, red, or brown (or varnish for a natural finish).

Two craft sticks remain unpainted.

Construction:

1. For the base: Lay the 2 unpainted craft sticks 32 inches apart. (You may wish to glue these sticks to a piece of butcher paper to hold them in place.) Squeeze a line of glue along the length of each one.
2. Carefully arrange 11 craft sticks perpendicular to the 2 base sticks, starting with 2 green (or brown), then 7 white, and 2 more green (or brown), painted sides up. Remove the center stick and wipe it clean of glue. (This stick will be replaced after the glue has dried and will provide a means to remove money from the bank.) Press the remaining sticks firmly onto the base sticks.
3. For the walls: Squeeze a line of glue onto the bottom edge of one of the end pieces and align it with the base stick; press into place. Repeat with the second end piece. Make sure the end pieces stand upright. Allow this to dry several minutes before handling.
4. Carefully squeeze glue onto one side of the end pieces, and gently press 5 white craft sticks, painted side out, up the side of the end piece. Repeat for other side wall, making sure the sticks are even. Allow to dry a few minutes before applying the roof.
5. Squeeze glue onto the roof edges of the end pieces, and lay the 2 green craft sticks containing the notches on either side of the roof peak. Glue 5 remaining craft sticks along the roof on each side, working down to the wall. The bottom stick will need to be wedged in between the roof and the wall.
6. Glue the steeple onto the roof if making a church.
7. Place the 2 pieces of the cut green craft stick in the center of one of the end pieces to form a door. Add "stained-glass windows" cut from colorful wrapping paper.
8. When the church has completely dried, slide the craft stick that was removed from the base into place.

Sabina's Special School

GraceLink Connection: Community.

Sabina



Sabina's family worshipped idols. But when Sabina enrolled in the Adventist school, she learned that Jesus is the only true God.

Sabina lives in Kathmandu [kaht-mahn-DOO], the capital city of Nepal. [Locate Nepal on a map.] Like many people in Nepal, Sabina's family worshipped many gods in the form of idols. She had never heard about Jesus.

Searching for a School

When she was ready to start school, Sabina's parents enrolled Sabina in the Adventist school because it had a good reputation. Her neighbor, who teaches at the school, offered to take Sabina to school each day. Sabina liked talking to her neighbor, whom she calls Aunt, as they walked to school.

Sabina liked her new school. She especially liked learning about Jesus. Sabina learned that Jesus is not an idol, like her parents' gods, but is the living God. She realized that Jesus loves her and wants her to be His friend.

Trouble at Home

Sabina's parents argued a lot, especially when her father drank. Sometimes her father even hit her mother, and when that happened, Sabina hugged her brother and sister and prayed that Jesus would keep them safe.

One day their mother told the children, "We are going to your grandparents' house. Quickly, pack your clothes." Sabina helped her brother and sister gather their clothes into bundles, and Mother took the children to their grandparents' home in another part of the city. The children were glad to see their grandparents, but Mother sent them to play while she talked to Grandmother and Grandfather. The next day Mother kissed them and left.

"Where is Mother going?" Sabina asked.

"She is going where your father cannot find her," Grandmother said sadly. "You will live with us now."

Although Grandmother and Grandfather were good to the children, Sabina missed her mother. She was glad that she still had Aunt to talk to and to help her through the difficult times.

Fervent Prayers

Grandmother and Grandfather loved the children, but they did not have money send Sabina to school. Sabina missed her classmates, but she especially missed her aunt and their daily talks. Sabina prayed that somehow she would be able to return to school.

For two long years Sabina could not attend school, but she prayed that someday she could return. Then one day she met her aunt again. Sabina was so happy to see her.

"Where have you been?" Aunt asked. "I looked everywhere for you, but no one knew where you were."

Sabina told her that she was living with her grandparents and that she could not attend school because the family had no money.

Back in School

"I think we can fix that," Aunt said. "Come with me." Aunt took Sabina to the school and asked the director to enroll her. The director welcomed Sabina back with a smile.

"But what about my school fees?" Sabina asked. "Grandfather cannot pay them."

"God will provide," the director said.

Sabina was so happy! Soon she was back in school, where she could learn more about Jesus. Aunt suggested that Sabina live in the dormitory, since her grandparents lived so far away, and Sabina agreed.

"Please, Aunt," Sabina told her friend, "my brother and sister want to go to school too. Can they study here too?" Aunt smiled. She would find a way.

Soon Sabina's brother and sister came to the school too. Sabina introduced them to her friends and helped them get used to the dormitory.

Growing Up in Jesus

Sabina often thought about how much God loves her and how He took care of her, even when she could not go to school. She knows now that Jesus is the true God, the God who made her and wants to be her friend.

Sabina prays for her parents and grandparents, who still worship idols. She has talked to her grandparents about God, and sometimes they come to church at the school. Sabina is glad they are learning about the living God.

"I am so thankful to attend this school where I can learn about Jesus," Sabina says. "I want to share God's love with everyone. I pray for my parents, wherever they are, that they will learn to love Jesus as I do. Please pray with me that my parents and grandparents will give their hearts to God.

"I want everyone to know that God will never leave them or forsake them, for He never left me, even when I did not know Him." 🙏

Games Indian Children Play

Here are three popular games in India. See which game your children enjoy the most.

Lalamlali

This is played by 6 to 20 players outdoors.

You will need good sturdy sticks, called *dandas*, and a ball made of rags or rubber (or an old tennis ball will do). Each *danda* is about two feet long and an inch or so in thickness. Each player should have their own *danda*.

One player is It. The other players spread themselves out over the playground from three to five yards [meters] apart. Each player draws a circle around himself or herself with the end of the *danda*. Players may not leave their circle during the game unless they become It.

One player throws the ball as far away from the others as possible. The one who is It must pick up the ball from where it landed and throw toward the other players, trying to hit one of them or have the ball stop inside one of the circles. If the ball hits a person or stops in their circle, that person becomes It. They give their *danda* to the former It, who then takes the new It's circle. The former It again throws the ball as far as possible outside the playing area.

The players in the circles may dodge the ball, but may not leave their circles. They may hit the ball with their *dandas*, but they may not touch the ball with their hands.

If the ball doesn't hit anyone or land in a player's circle the first time, the person who is It picks it up and throws it again from where it stopped. Probably this time it will be much closer to someone, and it will be easier to hit them with it.

The game goes on as long as anyone wants to continue playing.

Kabadi

Kabadi is a favorite street game of children all over India.

Two teams, each with five to nine players, line up facing each other across an open area. Draw a line across the middle of the open area.

The captain of Team A selects one player to cross the line into Team B's territory and attempt to tag a player from Team B. The Team A player must constantly repeat "Kabadi, kabadi, kabadi"

while in Team B's territory. Team B players try to tag the invading player. If the player from Team A successfully tags a player from Team B, they return to their team's territory. The player who was tagged steps out of the game.


If the player from Team A is tagged or stops shouting "Kabadi," they must step out of the game.

After the player from Team A has either been tagged or has successfully tagged an opponent, Team B gets a turn. If during Team B's turn a Team B player tags a Team A player, one of Team B's players standing on the side may return to the game.

Teams continue taking turns until all members of one team are out of the game. The team with players remaining in the game, or the team with the most players remaining at the end of a predetermined time, wins the game.

Goli

This game of marbles is best played by children nearly the same age and skill level. On level ground, hollow out a small hole with the heel of one foot. About six feet away, draw a starting line. Players take turns shooting their marbles, trying to hit the hole or knock other players' marbles away from the hole. The art of *goli* is to do both at the same time. A game can take a long time to complete because the hole is small and easy to miss.



Mamta's New Best Friend

GraceLink Connection: Grace.

Mamta



Mamta wished she could attend school with her sister. Then one day her father had a surprise.

Our story today is about a family from Nepal. Who can show where Nepal is on our map? *[Let a child locate Nepal on a map.]*

Mamta [MAHM-tah] eagerly listened as her mother read the letter from her elder sister, Sunita.

"Dear Family," the letter began. "I am having a good year at school. I enjoy my classes, and the students in the dormitory are very nice. I wish Mamta could come to this school and study too."

Although Mamta's family members are not Christian, they had sent Sunita to an Adventist boarding school near the border between India and Nepal. Sunita's letters talked about how much she enjoyed singing at school. She sang in the choir and took part in morning and evening worships.

Mamta's New School

Mamta's parents noticed how happy Sunita was at Raymond Memorial Higher Secondary School. They saw that the Christian school was making a big difference in Sunita's life. One day Mamta's father asked Mamta whether she would like to attend Raymond Memorial's elementary school.

"Oh, yes!" Mamta said. "I would like that very much." So when school started the next year, Mamta and her sister boarded the train that would take them to Mamta's new school.

The next morning Mamta gazed at the lovely tea plantations and the mountains of Nepal in the distance. As the train slowed for a station, Sunita stood and reached for her bag. "This is our stop," she said. "Let's go wait by the door." Mamta hurried after her sister. They stepped off the train onto the platform and hurried through the small station to find an auto rickshaw (a three-wheeled taxi) to take them to the school. The air was clean, and the town was not crowded with cars and trucks, as streets were near her home in the city.

The auto rickshaw putted down the road, then turned onto a dusty road lined with trees. "Here we are," Sunita said, as the auto rickshaw slowed to a stop. Sunita paid the driver a few rupees, and the girls picked up their bags. The whitewashed buildings of their school stood before them.

Mamta's New Home

Sunita helped her sister settle into her dormitory room. The dormitory was bright and clean. Then Sunita took Mamta for a walk around the school campus. Everywhere they went children greeted them. "Everyone is so friendly here," Mamta said. "I like it here."

That evening in the dormitory, a bell rang telling everyone to go to the worship room. When Mamta arrived at worship, other girls were already singing. *It sounds so beautiful!* Mamta thought. She listened carefully to the words of the songs so she could learn them.

The next morning Mamta found her class. Before the teacher started the lesson, everyone bowed their heads and prayed. Mamta noticed other things that were different from her former school. When someone made a mistake, the teacher encouraged them to try again instead of scolding them.

Mamta did not know about Jesus when she arrived at the Adventist school, but she learned quickly. She loved singing about God's love and hearing stories about Jesus. She learned to pray, too. She wished that her parents loved Jesus as she was learning to love Him, so she began praying for them.

The Old Dormitory

As they passed the boys' dormitory, Sunita explained that this was the oldest building on the grounds and would soon be replaced with a new dormitory. She said that part of the Thirteenth Sabbath Offering would help replace this dormitory. Mamta was glad that soon the boys would have a nice place to live, just as the girls have.

Mamta is happy to be in a school where she can learn about Jesus. "Jesus is wonderful!" Mamta says. "We tell our family and friends about Jesus and invite them to church. And I still pray for them every day."

Mamta made a new friend at her new school. Who do you think it is? *[Let children respond.]* Yes, it's Jesus.


And while Mamta prays for her parents, we all can pray for our family members and friends who do not love Jesus. Let's make our mission goal this week to pray for someone we know who does not know Jesus or who does not attend church. These are prayers that God loves to answer. 🙏

[Close with prayer.]

Color the Flags

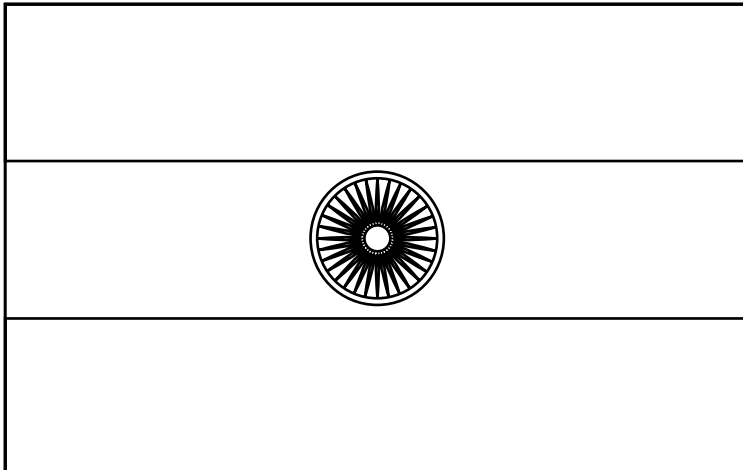
Bhutan

Diagonal, top left – gold
Diagonal, bottom right – orange
Dragon – white




India

Top stripe - orange
Middle strip - white
Bottom stripe – green
Wheel – light blue



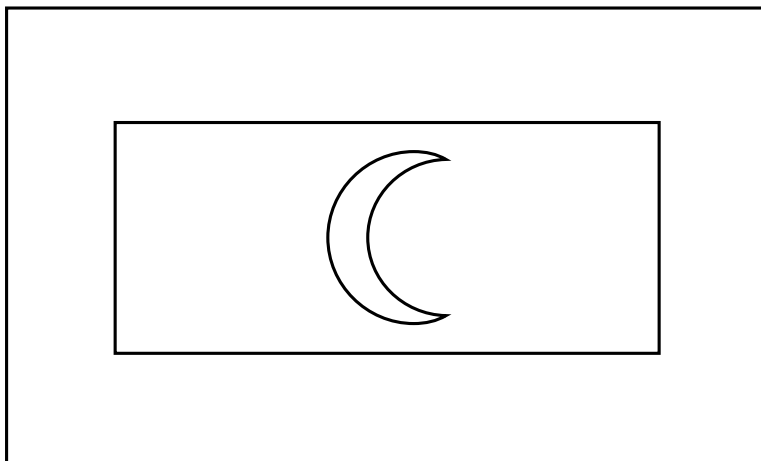
Nepal

Border – dark blue
Background, inside – red
Shapes – white



Maldive

Border – red
Inside – sea green
Crescent – white



THIRTEENTH SABBATH PROGRAM

If your division will present the Thirteenth Sabbath program for the adults, the following suggestions can help you plan:

- Throughout the quarter practice the songs you will sing for the program so that the children are comfortable singing before an audience.
- Use the following quiz questions in your mission program. Ask the adults to answer the questions; if no one can answer, turn to the children for “help.” Or you may prefer to ask the children the questions. Either way, go over the questions several times with the children to be sure they know the answers.
- The week before Thirteenth Sabbath, send a note home to remind parents of the program and to encourage the children to bring their Thirteenth Sabbath Offering the next week. If the children made mission banks, remind them to bring their bank to Sabbath School. You may want them to place the banks on the platform so the adults can see that the children care about missions.

If your division will not join the adults for a special program, use the suggestions that follow to make Thirteenth Sabbath special:

- Remind the children to bring their Thirteenth Sabbath Offering. Make the offering appeal a big event in Sabbath School. Count the money and let the children know how much they have raised for missions during the quarter. Praise them for what they have done and let them know that their offerings will make a big difference to children just like them who live in the Southern Asia Division.
- Invite a special guest to speak to the children about life in southern Asia. Encourage the speaker to bring items that will interest the children and help them to understand the culture and challenges of the people there.
- Use the quiz below with your Sabbath School class in place of a mission story. You may wish to add questions relating to the mission stories the children have heard during the quarter.

Thirteenth Sabbath Quiz

Leader: Today is Thirteenth Sabbath. All quarter we have learned about the people and the countries in the Southern Asia Division, who will receive part of the special offering taken today. Let’s see what we remember.

_____ [*Name of person reading questions*] will ask you questions. If you know the answer, raise your hand. No fair looking at your Sabbath School quarterly map for answers! [*Answers are in italics.*]

1. What division of the world field will receive our special offering today? [*Southern Asia Division.*]
2. Name at least two of the countries that make up the Southern Asia Division. [*Bhutan, India, Nepal, and the Maldives, a group of islands off the southwestern tip of India.*]
3. Name at least three countries that border the Southern Asia Division. [*Pakistan, Afghanistan, China, Myanmar, and Bangladesh.*]
4. Name the ocean that surrounds southern Asia on two sides. [*Indian Ocean.*]
5. What is the main religion of the people in southern Asia? [*About 80 percent of the people are Hindu.*]
6. What other religions have more followers in southern Asia than Christianity has? [*Buddhism and Islam.*]
7. What percentage of people in southern Asia are Christians? [*Only 3 or 4 percent in India, and fewer than 1 percent in Bhutan, the Maldives, and Nepal.*]
8. Which country in the Southern Asia Division was the only officially Hindu nation in the world? [*Nepal, though it is now moving toward becoming a secular state.*]
9. What is the official religion of Bhutan? [*Buddhism; more than 70 percent of the people practice Buddhism. About 24 percent are Hindu.*]
10. What countries in the Southern Asia Division are closed to Christianity? [*Bhutan and the Maldives.*]
11. True or False: India has the fifth-largest population in the world. [*False; India has the second-largest population. Only China has more people than India. It is estimated that in the year 2010 India’s population will exceed China’s.*]
12. True or False: India is larger than the United States. [*False; India has a land mass one third the size of the United States, but has almost four times its population.*]
13. How many languages and dialects are spoken in India? [*More than 1,600!*]

- 14.** What are the *official* languages spoken in India? *[English is the language of education and government; Hindi is the language of trade. But 14 other regional languages are also recognized.]*
- 15.** True or False: Hindus worship five different gods. *[False. Hinduism has thousands of gods. Individuals, families, and villages may worship one or several gods. They offer their idols incense, fruits, and sometimes money in the hope that the god or gods will bring them a good harvest, health, and safety.]*
- 16.** Ten years ago the Adventist Church in the Southern Asia Division had about 232,000 members. Today the Southern Asia Division has (a) fewer members, (b) about the same number of members, (c) about a half million members, or (d) more than a million members. *[D; most recent statistics place the membership at 1.1 million members.]*
- 17.** This quarter the Thirteenth Sabbath Offering will help fund what special projects in India? *[The offering will help build a secondary school in Ongole, Andhra Pradesh; a boys' dormitory at Raymond Memorial Higher Secondary School in West Bengal State; 20 chapels in Orissa State; and 20 chapels or churches throughout the division for congregations that have no place to worship.]*
- 18.** How much of the offering given today will actually go to the Southern Asia Division? All? Half? One fourth? One tenth? *[One fourth of every Thirteenth Sabbath Offering goes to the specific field and projects receiving the mission emphasis that quarter.]*
- 19.** Where does the rest of the Thirteenth Sabbath Offering go? *[The remaining 75 percent goes into the World Mission Offering budget, along with the other 12 Sabbath School mission offerings.]*
- 20.** What is the greatest need of the people in southern Asia? *[A knowledge of Jesus.]*

Narrator: How did you do on the quiz? Did you know all the answers? Far more important than knowing the answers is knowing what you can do to help give the people of southern Asia a chance to meet Jesus, as you have. Your regular mission offerings help do that, and today's Thirteenth Sabbath Offering will help fund specific projects—two schools and 40 churches throughout the division—to help spread the gospel light throughout the subcontinent of southern Asia. Almost a billion people still have not heard that Jesus loves them. Who will tell them if we don't?

[Prayer and offering]

children's MISSION

Fourth Quarter 2007 Southern Asia Division

Charlotte Ishkanian
Editor

Hans Olson
Managing Editor

Emily Harding
Layout Editor

Office of Adventist Mission

Gary Krause, *Director*
Rick Kajiura, *Communication director*
Nancy Kyte, *Marketing director*
Marti Schneider, *Programs director*
Homer Trecartin, *Planning director*
Daniel Weber, *Video producer/editor*
Charlotte Ishkanian, *Mission editor*
Hans Olson, *Communication projects manager*

For subscription inquiries, contact Julie Haines: inside the U.S.A., 800-456-3991; international, 301-393-3257, or e-mail jhaines@rhpa.org. Annual subscription rates per edition: domestic, US\$7.50; international, US\$14.50.

Permission to reproduce notice: Permission is granted to reproduce material from this quarterly for use in local Sabbath School and children's ministries programs. Permission to reproduce any portion of this material for sale, publication in another periodical, or other commercial use must be authorized in writing by the editor (see contact information below).

Texts credited to NIV are from the *Holy Bible, New International Version*. Copyright © 1973, 1978, 1984, International Bible Society. Used by permission of Zondervan Bible Publishers.

Texts credited to NKJV are from the New King James Version. Copyright © 1979, 1980, 1982 by Thomas Nelson, Inc. Used by permission. All rights reserved.

E-mail: GoMission@gc.adventist.org

Internet: www.AdventistMission.org

Children's Mission is published quarterly by the General Conference of Seventh-day Adventists, Office of Adventist Mission, 12501 Old Columbia Pike, Silver Spring, MD 20904 U.S.A. Telephone: 301-680-6000, Fax: 301-680-6625. Printed in the U.S.A. © 2007, General Conference of Seventh-day Adventists. All rights reserved.

Vol. 16, No. 4

Mission Resources

Following are sources of information that have proved helpful in preparing programs for *Children's Mission*. You may want to order these for your own Sabbath School.

Books

Children Just Like Me, by Barnabas and Anabel Kindersley (New York: Dorling Kindersley Books, 1995). A beautifully illustrated large-format book that introduces children to many different cultures through children. Includes information on the children's hobbies, homes, schools, and lifestyle. Also available: *Children Just Like Me Sticker Book*.

Jesus Loves the Children of the World and Precious in His Sight, by Bev Gundersen (Monarch Publishing, 7113 Snow Owl Lane, Lino Lakes, MN 55014). Both contain reproducible drawings of children from many parts of India. *Window to India, Hindu Activities, and Muslim Activities*, also by Bev Gundersen, contain helpful and reproducible material on India and its people.

A World of Children's Games, by Mary Duckert (Friendship Press, P.O. Box 37844, Cincinnati, OH 45222-0844). Describes more than 100 games from countries on all continents.

You Can Change the World: Learning to Pray for People Around the World, volumes 1 and 2, by Jill Johnstone (Grand Rapids: Zondervan, 1993). This book is rich in full-color illustrations to help children understand about unreached people groups around the world. Also available are two coloring/activity books.

Cookbooks

The following cookbooks have a number of excellent recipes for southern Asian foods:

Adventist International Cookbook by Debby Shabo Wade (Nampa, Idaho: Pacific Press Publishing Assn., 2000).

The Adventurous Vegetarian by Colin Spencer (London: Adrian Morris Publishing, Ltd., 1992).

Apple a Day, Vegetarian Cookery by Doctors' Wives, edited by Women's Auxiliary to the Alumni Association of Loma Linda School of Medicine, 1967.

Global Kitchen—Adventures in a Meatless Kitchen by Jay Solomon (Chicago: Contemporary Books, Inc., 1995).
Vegetarian Dishes From Around the World by Rose

Elliot (New York: Pantheon Books, 1981).

Vegetarian Cookery, volume 5, by Patricia Hall Black (Mountain View, Calif.: Pacific Press Publishing Assn., 1971).

Reference Works:

National Geographic featured articles on Indian life in September 1999, May 1997, March 1995, September 1993, and May 1990. Articles highlighting India's wildlife appeared in May 1992 and May 1991.

Miscellaneous

Library: Browse through the children's section and travel section of a public library or bookstore for picture books on India, Nepal, Bhutan, and the Maldives and wildlife of these countries.

Travel agencies: Often travel agencies have colorful brochures on popular tourist destinations. Call or visit one, and ask what they have available to help you portray the scenery and culture of the Southern Asia Division.

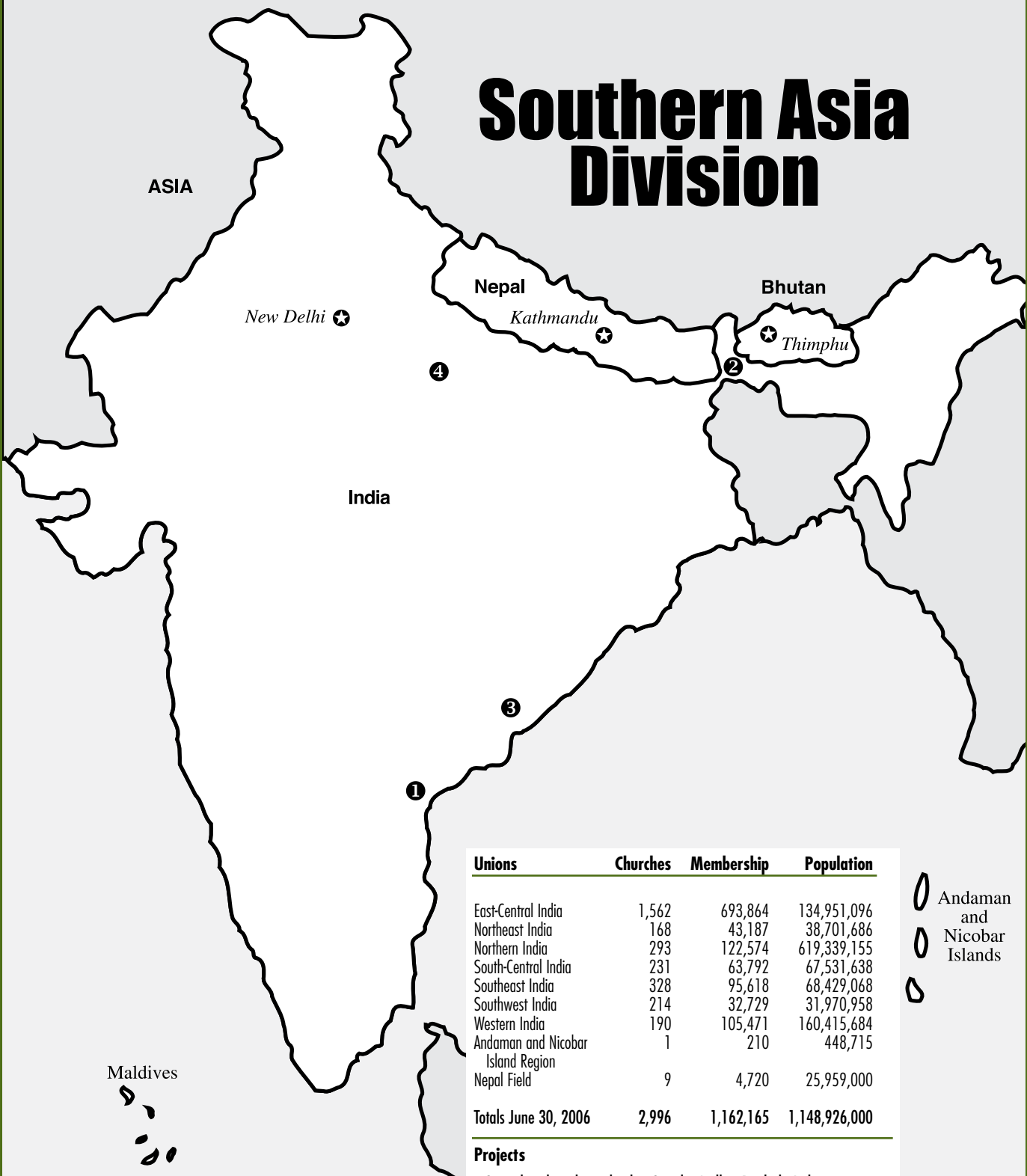
Embassies: Sometimes embassies are able to provide interesting information on their country. In North America you may contact the following:

Government of India Tourist Office, 30 Rockefeller Plaza, Suite 15, North Mezzanine, New York, NY 10112 (212-586-4901), or the Embassy of India, 2536 Massachusetts Avenue NW, Washington, DC 20008 (202-939-9839). On the Internet, contact www.indianembassy.org/embassy/services.htm. Include your full name and address, and allow two weeks for delivery. For general information on India, see their Web site at www.indianembassy.org.


For information on Nepal contact the Royal Nepalese Embassy, 2131 Leroy Place NW, Washington, DC 20008 (202-667-4550). Bhutan and the Maldives do not maintain embassies in the United States.

Information on Bhutan and the Maldives is available on the Internet; search for the name of the country. For background and cultural information on Bhutan, visit www.lonelyplanet.com/dest/ind/bhu.htm. For the Maldives, check www.lonelyplanet.com/dest/ind/mal.htm or www.lonelyplanet.com/worldguide/destinations/asia/maldives.

Southern Asia Division



Unions	Churches	Membership	Population
East-Central India	1,562	693,864	134,951,096
Northeast India	168	43,187	38,701,686
Northern India	293	122,574	619,339,155
South-Central India	231	63,792	67,531,638
Southeast India	328	95,618	68,429,068
Southwest India	214	32,729	31,970,958
Western India	190	105,471	160,415,684
Andaman and Nicobar Island Region	1	210	448,715
Nepal Field	9	4,720	25,959,000
Totals June 30, 2006	2,996	1,162,165	1,148,926,000



Andaman and Nicobar Islands

Projects

- Secondary boarding school in Ongole, Andhra Pradesh, India
- Boys' dormitory Raymond Memorial Higher Secondary School, West Bengal, India
- Twenty churches in Orissa State, India
- Twenty churches throughout Southern Asia

Where legally possible, offerings will go to these projects; otherwise, special arrangements will be made with the General Conference for distribution of funds based on the laws of the countries where these offerings are collected.