WORLD MEMBERSHIP

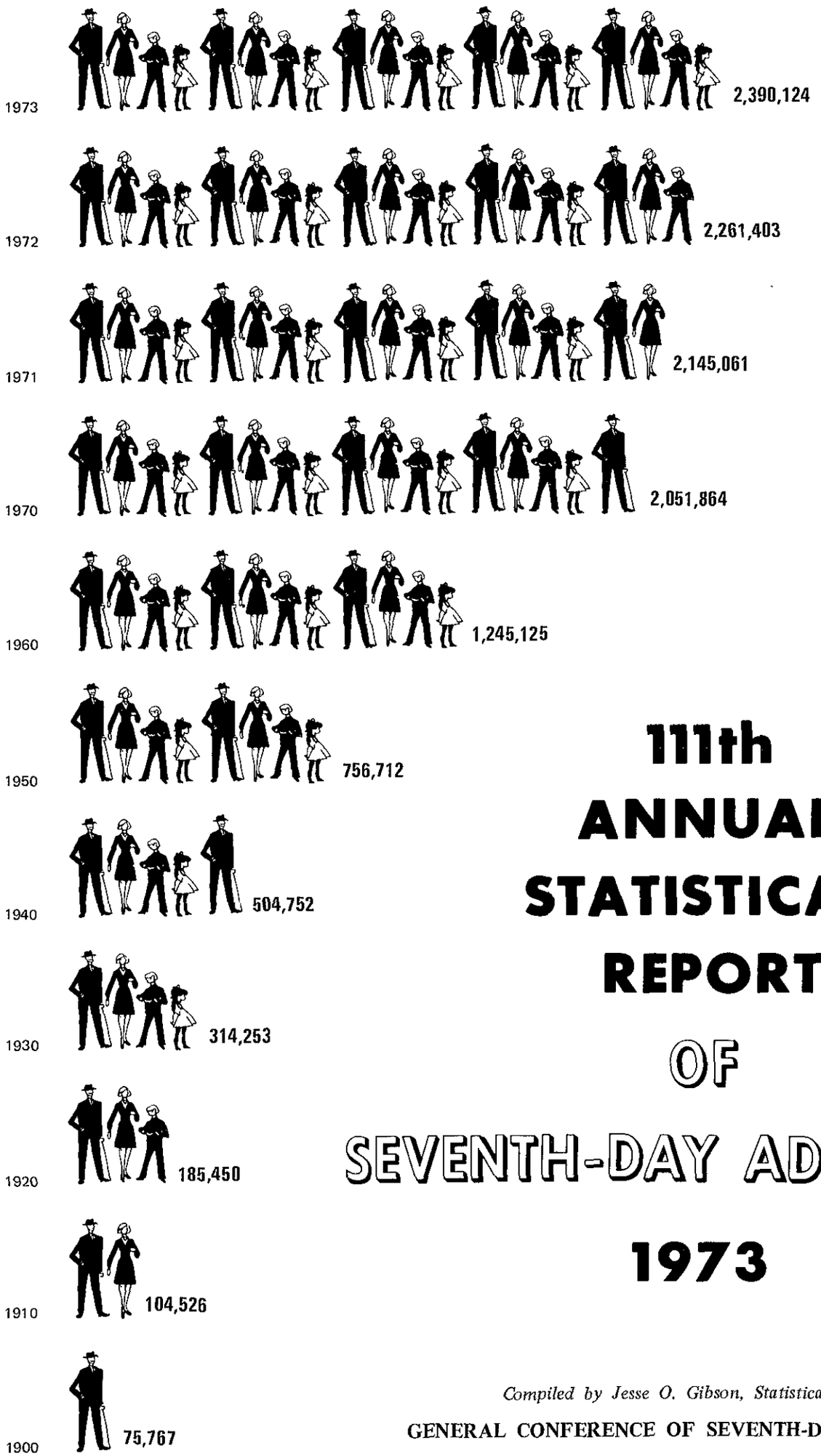

THE FINANCIAL INFORMATION CONTAINED IN THIS REPORT SHOULD BE CONSIDERED **CONFIDENTIAL** AND IS NOT FOR PUBLICATION OR PUBLIC DISTRIBUTION

111th ANNUAL STATISTICAL REPORT OF SEVENTH-DAY ADVENTISTS 1973

Compiled by Jesse O. Gibson, Statistical Secretary

GENERAL CONFERENCE OF SEVENTH-DAY ADVENTISTS

Takoma Park, Washington, D.C. 20012

STATISTICAL REPORT

of Seventh-day Adventist Conferences, Missions, and Institutions in the World Field

For the Year Ending December 31, 1973

(Note: The name of the following Division has been changed: Euro-Africa Division–formerly Central European Division and Trans-Mediterranean (Southern European) Division. All statistical data for this field is shown in this report under the new name.)

SEVENTH-DAY ADVENTIST CHURCH MEMBERSHIP BY WORLD DIVISIONS

Division	1970	1971	1972	1973
Afro-Mideast	124,382	128,595	140,694	153,360
Australasian	93,432	97,172	102,334	107,255
Central European	38,339	38,078	.....	.....
China*	21,168	21,168	21,168	21,168
Congregation of SDA in U.S.S.R.*	40,000	40,000	40,000	40,000
Euro-Africa	.....	.....	191,371	199,129
Far Eastern	241,620	242,914	251,503	261,915
Inter-American	278,599	300,843	334,395	369,928
North American	439,726	254,096	470,622	486,601
N. Europe-West Africa	85,586	90,224	94,408	96,922
South American	273,855	292,619	309,001	326,858
Southern Asia	55,645	60,898	65,024	74,435
Trans-Africa	217,106	232,218	240,883	252,553
Trans-Mediterranean	142,406	146,236	.....	.....
Totals	2,051,864	2,145,061	2,261,403	2,390,124

*No recent reports.

MEMBERSHIP INCREASE SINCE 1863

Year	World Members	Increase	Per Cent of Increase for the Period
1863	3,500	.....	....
1870	5,440	1,940	55.43
1880	15,570	10,130	186.21
1890	29,711	14,141	90.82
1900	75,767	46,056	155.01
1910	104,526	28,759	37.96
1920	185,450	80,924	77.42
1930	314,253	128,803	69 45
1940	504,752	190,499	60.62
1950	756,712	251,960	49.92
1960	1,245,125	488,413	64.54
1965	1,578,504	333,379	26.77
1970	2,051,864	473,360	29.99
1971	2,145,061	93,197	4.54
1972	2,261,403	116,342	5.42
1973	2,390,124	128,721	5.69
Total Increase, 1863-1973		2,386,624	
Membership in 1863		3,500	
Membership, December 31, 1973		2,390,124	

WORKERS SENT TO MISSION FIELDS

(Not including children or workers returning from furlough)

1901-1910	736	1967	421
1911-1920	1,209	1968	363
1921-1930	1,673	1969	497
1931-1940	1,075	1970	470
1941-1950	1,944	1971	445
1951-1960	2,489	1972	354
1961-1965	1,359	1973	316
1966	365	Totals since 1901	13,716

For the sake of brevity the cents column has been omitted. Totals may in some cases vary due to this fact

EVANGELISTIC AND INSTITUTIONAL WORKERS

Year	Total Evangelistic Workers	Total Institutional Workers	Workers in North America	Workers Outside North America	Total Workers
1863	30	?	.....	...	30
1870	72	?	....	.....	72
1880	260	?	.....	.....	260
1890	411	?	.....	.....	411
1900	1,500	?	.....	...	1,500
1910	4,346	3,918	.....	.....	8,264
1920	6,955	6,126	...	.....	13,081
1930	10,988	10,473	8,046	13,415	21,461
1940	13,579	15,191	10,505	18,265	28,770
1950	17,959	20,968	14,100	24,827	38,927
1960	18,362	30,528	19,256	29,634	48,890
1965	21,688	40,350	24,701	37,337	62,038*
1970	21,702	44,255	29,339	36,618	65,957*
1971	22,249	44,118	29,544	36,823	66,367*
1972	23,550	44,710	30,306	37,954	68,260*
1973	24,740	45,661	31,448	38,953	70,401*

*This does not include honorary retired workers.

GENERAL SURVEY OF ORGANIZATIONS

Year	Union Conferences and Missions	Local Conferences and Missions	Organized Churches	Elementary Schools	Institutions	Total Organizations
1863	..	6	125	.....	1	132
1865	..	8	140	.....	1	149
1870	.	11	179	.....	2	192
1880	..	32	640	...	5	677
1890	..	42	1,016	.....	15	1,073
1900	2	97	1,892	....	58	2,049
1910	26	196	2,769	594	188	3,773
1920	46	301	4,541	928	183	5,999
1930	71	430	6,741	1,977	399	9,617
1940	69	330	8,924	2,626	521	12,470
1950	80	370	10,237	4,155	521	15,363
1960	74	356	12,975	4,453	687	18,545
1965	74	375	14,651	4,534	844	20,478
1970	76	378	16,505	4,040	910	21,909
1971	76	371	16,726	3,857	895	21,925
1972	76	361	17,150	3,769	921	22,277
1973	79	367	17,448	3,847	959	22,700

CHURCH BUILDINGS, VALUE, AND SEATING CAPACITY

Year	Buildings	Value	Seating
1902	847	$	.....
1907	1,172	1,331,330	180,576
1910	1,256	1,721,178	201,121
1920	1,717	4,444,062	271,121
1930	2,768	9,265,740	456,979
1940	4,434	11,283,298	664,838
1950	5,863	33,580,237	893,175
1960	8,652	92,262,764	1,437,661
1965	10,782	134,701,287	1,749,213
1970	12,885	235,801,582	2,298,278
1971	13,051	258,054,949	2,230,428
1972	13,696	288,178,206	2,456,803
1973	13,929	321,143,324	2,517,538

SESSIONS OF THE GENERAL CONFERENCE OF SEVENTH-DAY ADVENTISTS

Session	Delegates	Date of Session	Where Held
1	20	May 20, 1863	Battle Creek, Mich.
2	20	May 18, 1864	Battle Creek, Mich.
3	21	May 17, 1865	Battle Creek, Mich.
4	19	May 16, 1866	Battle Creek, Mich.
5	18	May 14, 1867	Battle Creek, Mich.
6	15	May 12, 1868	Battle Creek, Mich.
7	16	May 18, 1869	Battle Creek, Mich.
8	22	March 15, 1870	Battle Creek, Mich.
9	17	February 7, 1871	Battle Creek, Mich.
10	14	December 29, 1871	Battle Creek, Mich.
11	18	March 11, 1873	Battle Creek, Mich.
12	21	November 14, 1873	Battle Creek, Mich.
13	19	August 10, 1874	Battle Creek, Mich.
14	18	August 15, 1875	Battle Creek, Mich.
1st Special	15	March 31, 1876	Battle Creek, Mich.
15	16	September 19, 1876	Lansing, Mich.
2nd Special	16	November 12, 13, 1876	Battle Creek, Mich.
16	20	September 20, 1877	Lansing, Mich.
3rd Special	22	March 1, 1878	Battle Creek, Mich.
17	39	October 4, 1878	Battle Creek, Mich.
4th Special	29	April 17 to 21, 1879	Battle Creek, Mich.
18	39	November 7, 1879	Battle Creek, Mich.
5th Special	28	March 11 to 15, 1880	Battle Creek, Mich.
19	38	October 6, 1880	Battle Creek, Mich.
20	41	December 1, 1881	Battle Creek, Mich.
21	47	December 7, 1882	Rome, N.Y.
22	65	November 8, 1883	Battle Creek, Mich.
23	67	October 30, 1884	Battle Creek, Mich.
24	70	November 18, 1885	Battle Creek, Mich.
25	71	November 18, 1886	Battle Creek, Mich.
26	70	November 13, 1887	Oakland, Calif.
27	91	October 17 to November 4, 1888	Minneapolis, Minn.
28	109	October 18 to November 5, 1889	Battle Creek, Mich.
29	125	March 5 to March 25, 1891	Battle Creek, Mich.
30	130	February 17 to March 6, 1893	Battle Creek, Mich.
31	150	February 15 to March 4, 1895	Battle Creek, Mich.
32	140	February 19 to March 8, 1897	College View, Nebr.
33	149	February 15 to March 7, 1899	South Lancaster, Mass.
34	268	April 2 to April 23, 1901	Battle Creek, Mich.
35	139	March 27 to April 13, 1903	Oakland, Calif.
36	197	May 11 to May 30, 1905	Washington, D.C.
37	328	May 13 to June 6, 1909	Washington, D.C.
38	372	May 15 to June 8, 1913	Washington, D.C.
39	443	March 29 to April 14, 1918	San Francisco, Calif.
40	581	May 11 to May 28, 1922	San Francisco, Calif.
41	577	May 27 to June 14, 1926	Milwaukee, Wis.
42	577	May 28 to June 12, 1930	San Francisco, Calif.
43	671	May 26 to June 8, 1936	San Francisco, Calif.
44	619	May 26 to June 7, 1941	San Francisco, Calif.
45	828	June 5 to June 15, 1946	Washington, D.C.
46	943	July 10 to July 22, 1950	San Francisco, Calif.
47	1,109	May 24 to June 5, 1954	San Francisco, Calif.
48	1,160	June 19 to June 28, 1958	Cleveland, Ohio
49	1,314	July 26 to August 4, 1962	San Francisco, Calif.
50	1,495	June 16 to June 25, 1966	Detroit, Michigan
51	1,782	June 11 to June 20, 1970	Atlantic City, N.J.

OFFICERS OF THE GENERAL CONFERENCE OF SEVENTH-DAY ADVENTISTS

Presidents

Name	Term of Service
1. John Byington	May 20, 1863 to May 17, 1865
2. James White	May 17, 1865 to May 14, 1867
3. J. N. Andrews	May 14, 1867 to May 18, 1869
4. James White	May 18, 1869 to December 29, 1871
5. G.I. Butler	December 29, 1871 to August 10, 1874
6. James White	August 10, 1874 to October 6, 1880
7. G.I. Butler	October 6, 1880 to October 17, 1888
8. O.A. Olsen	October 17, 1888 to February 19, 1897
9. G.A. Irwin	February 19, 1897 to April 2, 1901
10. A.G. Daniells	April 2, 1901 to May 11, 1922
11. W.A. Spicer	May 11, 1922 to May 28, 1930
12. C.H. Watson	May 28, 1930 to May 26, 1936
13. J.L. McElhany	May 26, 1936 to July 10, 1950
14. W.H. Branson	July 10, 1950 to May 24, 1954
15. R.R. Figuhr	May 24, 1954 to June 16, 1966
16. R.H. Pierson	June 16, 1966 to .....

Secretaries

Name	Term of Service
1. Uriah Smith	May 20, 1863 to November 14, 1873
2. S. Brownsberger	November 14, 1873 to August 10, 1874
3. Uriah Smith	August 10, 1874 to September 19, 1876
4. C.W. Stone	September 19, 1876 to September 20, 1877
5. Uriah Smith	September 20, 1877 to December 1, 1881
6. A.B. Oyen	December 1, 1881 to November 8, 1883
7. Uriah Smith	November 8, 1883 to October 17, 1888
8. D.T. Jones	October 17, 1888 to March 5, 1891
9. W.A. Colcord	March 5, 1891 to March 6, 1893
10. L.T. Nicola	March 7, 1893 to February 19, 1897
11. L.A. Hoopes	February 19, 1897 to April 2, 1901
12. H.E. Osborne	April 2, 1901 to April 11, 1903
13. W.A. Spicer	April 11, 1903 to May 11, 1922
14. A.G. Daniells	May 11, 1922 to May 27, 1926
15. C.K. Meyers	May 27, 1926 to October 17, 1933
16. M.E. Kern	October 22, 1933 to May 26, 1936
17. E.D. Dick	May 26, 1936 to September 19, 1952
18. D.E. Rebok	September 19, 1952 to May 24, 1954
19. W.R. Beach	May 24, 1954 to June 12, 1970
20. C.O. Franz	June 12, 1970 to .....

Treasurers

Name	Term of Service
1. E.S. Walker	May 20, 1863 to May 17, 1865
2. I.D. Van Horn	May 17, 1865 to May 12, 1868
3. J.N. Loughborough	May 12, 1868 to May 18, 1869
4. E.S. Walker	May 18, 1869 to March 15, 1870
5. G.H. Bell	March 15, 1870 to February 7, 1871
6. Mrs. A.P. Van Horn	February 7, 1871 to March 11, 1873
7. E.B. Gaskill	March 11, 1873 to August 10, 1874
8. Harmon Lindsay	August 10, 1874 to August 15, 1875
9. Miss Fredricka House	August 15, 1875 to September 19, 1876
10. Uriah Smith	September 19, 1876 to September 20, 1877
11. Mrs. M.J. Chapman	September 20, 1877 to November 8, 1883
12. A.R. Henry	November 8, 1883 to October 17, 1888
13. Harmon Lindsay	October 17, 1888 to February 17, 1893
14. W.H. Edwards	February 17, 1893 to February 19, 1897
15. A.G. Adams	February 19, 1897 to October 21, 1900
16. H.M. Mitchell	November 12, 1900 to March 27, 1903
17. I.H. Evans	March 27, 1903 to May 13, 1909
18. W.T. Knox	May 13, 1909 to May 11, 1922
19. J.L. Shaw	May 11, 1922 to May 26, 1936
20. W.E. Nelson	May 26, 1936 to July 10, 1950
21. C.L. Torrey	July 10, 1950 to June 16, 1966
22. K.H. Emmerson	June 16, 1966 to .....

In the three preceding tables the dates given indicate the time when the Conference sessions were held.

TOTAL FUNDS

Year	Tithe	World Missions	Home and Local Funds	Total
1863	$ 8,000	$	$	$ 8,000
1870	21,882	3,552	.....	25,435
1880	61,856	5,944	.....	67,801
1890	225,433	61,430	.....	286,864
1900	510,258	151,710	.....	661,968
1910	1,338,689	462,150	422,926	2,223,767
1920	7,195,463	3,251,550	1,407,391	11,854,404
1930	6,230,362	4,020,398	1,861,849	12,112,609
1940	8,071,653	3,827,536	2,327,139	14,226,329
1950	27,728,250	9,998,658	8,181,149	45,908,057
1960	59,132,240	16,729,066	24,041,047	99,902,354
1970	124,046,447	27,222,200	59,913,011	211,181,658
1971	137,545,770	29,046,380	66,279,907	232,872,058
1972	155,488,746	31,013,275	73,711,314	260,213,336
1973	181,962,634	36,856,521	86,365,761	305,184,916
Grand Total, 111 years	$2,160,523,334	$617,028,140	$887,136,542	$3,664,688,016
Percent of Grand Total ..	58.9%	16.9%	24.2%	100.0%
Per Capita Giving, 1973				$161.31

TITHES AND OFFERINGS

Funds received during 1973 (not including Relief Contributions) were as follows:

World Field (Including North America)

		Amount	Percent of Whole	Per Capita
Tithe		$181,962,634	58.9%	$ 96.18
World Missions	$24,935,063			
Ingathering	11,921,458			
		36,856,521	16.9%	19.48
Home Work		86,365,761	24.2%	45.65
Totals for 1973		305,184,916	100.0%	161.31
Totals for 1972		260,213,336		
Increase for 1973		44,971,580		
Percent of Increase, 1973		17.3%		

NORTH AMERICA

Tithe		127,458,507	56.4%	277.16
World Missions	$16,548,820			
Ingathering	7,776,347			
		24,325,167	10.8%	52.90
Home Work		74,186,154	32.8%	161.32
Totals for 1973		225,969,828	100.0%	491.38
Totals for 1972		201,019,014		
Increase for 1973		24,950,814		
Percent of Increase, 1973		12.4%		

INGATHERING

Year	North America	Outside North America	Total
1908-1910	$ 96,964	$	$ 96,964
1911-1920	1,657,801	143,374	1,801,175
1921-1930	6,818,687	3,322,610	10,141,298
1931-1940	7,358,631	4,190,621	11,549,253
1941-1950	20,240,314	9,825,360	30,065,675
1951-1960	42,524,235	16,623,070	59,147,305
1961-1965	27,999,864	12,283,320	40,283,185
1966-1970	33,444,969	15,525,131	48,970,101
1971	7,327,977	3,601,579	10,929,557
1972	7,520,403	3,927,624	11,448,027
1973	7,776,347	4,145,111	11,921,458
Totals	$162,766,192	$73,587,800	$236,353,998

DENOMINATIONAL INVESTMENT SUMMARY – 1865–1972

Year	Amount	Per Capita	Year	Amount	Per Capita
1865	$ 38,712	$	1940	64,704,751	132.95
1875	282,179	.....	1950	188,083,824	262.49
1885	885,382	.....	1960	470,536,898	394.06
1895	2,858,725	.....	1965	779,998,444	519.28
1905	4,799,419	.....	1970	1,311,417,548	723.40
1910	10,086,245	99.93	1971	1,464,694,671	740.49
1920	30,699,461	172.24	1972	1,615,282,274	777.01
1930	54,115,482	180.65			

DENOMINATIONAL INVESTMENT, 1972

Organizations	North America	Outside North America	Total
From 1972 Financial Report:			
Conferences	$103,413,688	$ 97,877,064	$201,290,752
Associations	220,112,633	92,285,602	312,398,235
Book and Bible Houses.....	11,547,169	5,007,737	16,554,906
Educational Institutions....	287,440,341	33,978,112	321,418,453
Medical Institutions	278,596,688	57,643,249	336,239,937
Publishing Houses	26,466,244	13,105,577	39,571,821
Industries (Food, etc.)	3,758,205	4,177,636	7,935,841
Radio-TV Evangelism	5,876,750	1,128,099	7,004,849
Temperance Societies	415,828	7,219	423,047
Servicemen's Centers	105,663	160,722	266,385
Totals	$937,733,209	$305,371,017	$1,243,104,226
From 1972 Statistical Report:			
Church Buildings	$222,126,837	$ 66,051,369	$ 288,178,206
Church School Buildings and Equipment	74,547,265	9,452,577	83,999,842
Totals	$296,674,102	$75,503,946	$372,178,048
Grand Totals, 1972 ..	$1,234,407,311	$380,874,963	$1,615,282,274
Percent	76.4%	23.6%	100.0%

SEVENTH-DAY ADVENTIST INSTITUTIONS

Year	Colleges and Secondary Schools	Food Factories	Hospitals and Sanitariums	Clinics Dispensaries and Launches	Old Peoples Homes & Orphanages	Publishing Houses	Total
1920	97	..	33	8	..	45	183
1930	201	25	51	55	..	67	399
1940	251	29	90	68	..	83	521
1950	283	32	106	57	..	43	531
1960	370	26	108	111	30	42	687
1970	475	27	139	172	49	48	910
1971	454	27	140	181	49	48	899
1972	463	27	140	192	49	50	921
1973	462	27	140	231	49	50	959

DEPARTMENT OF EDUCATION

Colleges and Secondary Schools

Year	Schools	Teachers	Enrollment
1872	1	3	90
1880	1	20	490
1900	25	199	2,357
1920	97	1,020	9,540
1930	201	1,794	17,058
1940	251	2,114	19,185
1950	283	2,165	35,884
1960	370	3,921	59,554
1970	475	6,309	85,492
1971	454	7,340	94,086
1972	463	6,676	95,932
1973	462	7,392	105,257

Elementary Schools

Year	Schools	Teachers	Enrollment	Buildings and Equipment	Annual Maintenance
1872 ...	.....	.....	.....	$	$ .....
1880 ...	1	1	15	100	150
1900 ...	220	250	5,000	50,000	40,000
1920 ...	928	1,273	23,481	558,668	488,246
1930 ...	1,977	2,547	67,719	1,252,036	758,724
1940 ...	2,626	3,753	91,594	1,390,038	814,821
1950 ...	4,155	6,108	166,793	6,276,707	3,268,572
1960 ...	4,453	8,437	230,446	26,782,846	11,798,976
1970 ...	4,045	10,235	286,600	72,588,897	28,592,637
1971 ...	3,934	9,299	290,477	81,744,265	25,701,382
1972 ...	3,769	11,205	289,159	83,999,842	36,205,029
1973 ...	3,847	11,173	311,614	103,743,064	42,576,938

MEDICAL INSTITUTIONS

Year	Hospitals and Sanitariums	Clinics and Dispensaries	Physicians Employed	Total Employees
1866	1	...	2	14
1880	2	...	10	165
1900	27	...	74	1,216
1910	74	...	116	1,989
1920	33	8	80	2,225
1930	51	55	146	3,867
1940	90	68	251	6,184
1950	106	57	376	8,206
1960	108	111	358	13,429
1970	139	152	975	25,465
1971	140	165	1,116	28,750
1972	140	182	1,113	30,505
1973	140	205	1,292	31,054

MISSIONARY VOLUNTEER DEPARTMENT

Year	Societies	Members	Total Contributions
1902	186	3,478	.....
1910	647	12,408	18,807
1920	2,030	41,916	191,848
1930	3,825	84,823	154,527
1940	6,622	148,698	144,693
1950	10,892	268,354	94,678
1960	14,064	449,996	111,637
1970	19,107	630,827	.....
1971	19,270	646,071	.....
1972	19,642	678,439	.....
1973	19,612	715,034	.....

PUBLISHING DEPARTMENT

Year	Publishing Houses and Branches	Book and Periodical Sales	Employees	Periodicals
1850	..	$	.....	1
1880	4	40,000	128	10
1900	13	250,000	600	96
1910	28	1,560,510	610	126
1920	45	5,682,972	1,125	144
1930	67	4,715,709	1,145	219
1940	83	3,784,032	1,255	329
1950	43	12,602,589	1,668	317
1960	42	22,543,132	2,057	293
1967	44	38,099,905	2,213	284
1968	46	39,322,022	2,181	292
1969	46	42,721,787	2,164	289
1970	48	46,882,359	2,379	279
1971	46	46,410,931	2,155	282
1972	50	50,403,634	2,206	308
1973	50	59,848,042	2,268	322

SABBATH SCHOOL DEPARTMENT

Year	Sabbath Schools	Sabbath School Membership	Percentage of Church Membership	Total Contributions
1878	177	5,851	44.74	$ 25
1880	451	11,821	75.91	2,784
1890	1,414	33,783	113.67	28,642
1900	2,334	50,804	57.07	45,794
1910	4,151	101,151	96.82	138,037
1920	6,151	195,663	105 47	1,441,952
1930	9,966	382,743	121.79	1,870,343
1940	14,817	618,507	122.54	1,765,277
1950	16,694	952,229	125 84	4,829,090
1960	22,517	1,682,983	135.17	8,152,705
1967	27,768	2,288,871	130 97	12,532,964
1968	28,472	2,291,825	124.21	13,317,788
1969	29,549	2,452,049	125.53	13,883,405
1970	30,601	2,607,713	124.65	14,420,871
1971	32,392	2,658,515	123.94	15,604,977
1972	33,308	2,876,551	127.29	16,887,169
1973	33,091	3,004,652	125.71	19,742,422

DENOMINATIONAL WORKERS CLASSIFIED BY TYPE OF EMPLOYMENT, 1973

NAME OF CONFERENCE OR DIVISION	EVANGELISTIC WORKERS						INSTITUTIONAL WORKERS								
	Evangelistic and Pastoral			Administrative-Promotional Office and Miscellaneous		Literature Evangelists	College & Academy Teachers	Church School Teachers	Others in Educational Institutions	Food Companies	Medical Institutions	Senior Citizens' Homes	Publishing Houses	Total Active Workers	Total Honorary Workers
	Ordained	Licensed	Other	Ordained	Other										
North American Division															
General Conference	..	..	..	107	353	.	..	..	.	..	..	..	..	460	101
Atlantic Union	151	64	76	43	117	67	199	223	92	..	491	18	.	1,541	49
Canadian Union	81	47	22	38	65	49	71	82	83	..	930	..	11	1,499	25
Central Union	98	47	1	42	78	87	225	177	171		1,176	.	144	2,245	56
Columbia Union	194	94	43	67	218	147	320	397	.	..	2,105	..	253	3,848	86
Lake Union	170	63	19	60	110	80	616	359	137	..	787	.	..	2,403	87
North Pacific Union	162	54	25	90	156	27	505	380	14	.	813	.	..	2,236	119
Northern Union	55	35	5	25	31	14	47	81	..	.	..	..	..	294	37
Pacific Union	425	109	97	167	871	129	1,188	743	3,655	204	3,755	49	243	11,535	375
Southern Union	227	55	25	75	177	173	502	426	37	..	2,280	2	193	4,283	356
Southwestern Union	115	46	11	42	64	64	157	193	21	..	276	14	.	1,003	71
North American Totals	1,678	525	324	757	2,270	837	3,932	3,061	4,210	204	12,513	83	854	31,448	1,354
Overseas Divisions															
Afro-Mideast Division	171	87	142	83	135	329	182	175	80	1	436	.	28	1,649	45
Australasian Division	286	240	163	135	730	115	388	604	131	751	686	96	100	4,426	305
China Division*	134	213	32	.	747	133	..	..	..	.	.		..	1,259	..
Congregation of S.D.A. in U.S.S.R.*	93	39	..	118	..	..	..	.	..	.	.	.	.	250	.
Euro-Africa Division	792	301	613	185	347	369	77	579	111	94	314	134	252	4,166	475
Far Eastern Division	302	323	142	229	585	1,786	930	829	257	37	3,029	.	267	8,716	228
Inter-American Division	352	279	273	176	604	570	575	779	106	1	509	..	.	4,224	61
Northern Europe-W. Africa Division	289	126	145	89	259	316	147	474	87	104	835	117	264	3,252	229
South American Division	342	232	133	164	623	490	290	839	293	259	1,030	13	251	4,959	271
Southern Asia Division	152	153	239	87	291	84	323	409	258	3	706	..	114	2,619	53
Trans-Africa Division	359	232	302	153	348	287	243	688	163	3	278	5	69	3,031	202
Overseas Division Totals	3,272	2,225	2,184	1,420	4,669	4,479	3,155	5,276	1,485	1,253	7,823	365	1,345	38,953	1,890
Grand Totals	4,950	2,858	2,588	2,177	6,939	5,316	7,087	8,337	5,696	1,457	20,436	449	2,199	70,401	3,254

DENOMINATIONAL WORKERS CLASSIFIED BY CREDENTIALS CARRIED, 1973

NAME OF CONFERENCE OR DIVISION	Ordained Ministers		Credentialed Missionaries		Credentialed Bible Instructors		Licensed Ministers		Licensed Missionaries	Licensed Bible Instructors	Credentialed or Licensed Literature Evangelists	All Other Workers	Total Active Workers	Total Honorary Workers
	Active	Honorary	Active	Honorary	Active	Honorary	Active	Honorary						
North American Division														
General Conference	107	57	142	39	..		3	5	148	.	..	60	460	101
Atlantic Union	214	22	333	25	13	2	74	.	331	5	70	501	1,541	49
Canadian Union	126	18	156	5	2	..	61	1	164	..	49	937	1,499	25
Central Union	181	28	324	21	1	2	49	4	385	..	75	1,229	2,246	56
Columbia Union	315	45	528	25	14	..	101	9	740	5	159	1,885	3,848	88
Lake Union	300	31	526	42	9	2	93	4	705	5	79	886	2,403	87
North Pacific Union	302	81	575	20	9	3	68	7	512	9	27	734	2,236	119
Northern Union	84	4	45	33	2	..	40	..	104	2	14	3	294	37
Pacific Union	706	306	1,132	43	45	.	183	26	1,219	20	105	8,224	11,636	375
Southern Union	379	119	711	174	8	17	105	10	529	8	159	2,384	4,283	356
Southwestern Union	175	33	201	34	3	..	65	4	227	1	49	292	1,003	71
North American Totals	2,892	744	4,775	462	107	26	832	70	5,865	55	787	15,935	31,448	1,354
Overseas Divisions														
Afro-Mideast Division	268	24	195	17	6	1	111	3	344	1	321	603	1,849	45
Australasian Division	460	113	217	3	1	..	759	..	1,465	1	83	1,439	4,426	305
China Division*	134	..	126	..	..	..	213	..	83	32	133	538	1,259	.
Congregation of S.D.A. in U.S.S.R.*	93	..	..	..	.	..	39	..	70	.	.	48	250	.
Euro-Africa Division	1,028	402	143	20	40	15	332	8	594	368	358	1,307	4,168	475
Far Eastern Division	667	184	669	17	31	7	445	5	2,278	58	1,772	2,795	8,716	228
Inter-American Division	568	47	477	27	30	5	368	2	1,294	140	563	784	4,224	81
Northern Europe-W. Africa Division	414	9	331	7	22	5	155	.	418	25	308	1,579	3,252	229
South American Division	593	145	364	47	32	..	248	8	1,543	25	429	1,725	4,959	271
Southern Asia Division	274	49	110	4	5	..	189	..	1,211	15	83	932	2,819	53
Trans-Africa Division	534	155	275	45	2	..	285	2	968	2	237	728	3,031	202
Overseas Division Totals	5,031	1,128	2,907	187	169	34	3,145	29	10,269	667	4,287	12,478	38,953	1,890
Grand Totals	7,923	1,672	7,682	649	276	50	3,977	99	15,334	722	5,074	29,413	70,401	3,254

*Latest Available Figures.

1	2	3	4	5	6	7	8	9	10	11	12	13	14	15	16
	Membership Statistics					Tithes and Offerings								Sabbath School	
NAME OF CONFERENCE OR MISSION	Churches	Membership Beginning of Year	Baptisms & Professions of Faith	Apostasies & Missing	Membership Close of Year	Total Tithe Receipts	Tithe Per Capita	Total Offerings for World Missions, Including Sabbath School	Mission Offerings Per Capita	Contributions for Home Mission Work	Contributions for Local Church Work	Total Contributions for Home & Local Work	Home & Local Contributions Per Capita	No. of Sabbath Schools	Sabbath School Membership
NORTH AMERICAN DIVISION															
1 **Atlantic Union Conf.**	...	...	...	...	...	...	...	...	...	223,016	...	223,016	...	...	...
2 Bermuda Mission	6	1,246	118	104	1,256	299,121	244.96	53,684	44.13	11,578	119,620	131,198	107.45	6	1,121
3 Greater New York Conf.	44	6,597	566	326	6,671	2,003,514	315.96	390,215	61.54	68,743	1,122,055	1,190,798	187.79	44	6,367
4 New York Conf.	59	4,885	215	57	4,943	1,312,350	273.52	327,213	68.20	82,131	756,432	838,563	174.77	52	4,539
5 Northeastern Conf.	56	15,150	1,476	351	16,498	3,480,662	246.09	439,440	31.07	32,770	1,882,738	1,915,508	135.43	55	14,054
6 Northern New England Conf.	48	3,239	144	35	3,326	962,331	301.58	216,590	67.68	17,524	808,568	826,092	258.88	49	3,369
7 Southern New England Conf.	62	7,206	347	126	7,242	2,357,580	326.76	492,445	68.25	153,880	1,399,179	1,553,059	215.25	63	6,900
Totals	**275**	**38,325**	**2,966**	**999**	**39,936**	**10,415,558**	**282.19**	**1,919,787**	**52.01**	**589,642**	**6,088,592**	**6,678,234**	**180.93**	**279**	**36,340**
8 **Canadian Union Conf.**	...	...	...	...	...	3,800	...	...	...	153,161	...	153,161	...	...	...
9 Alberta Conf.	37	3,959	168	23	4,073	1,047,879	273.38	239,707	62.54	218,691	331,899	550,590	143.64	41	3,122
10 British Columbia Conf.	39	5,477	301	72	5,690	1,668,947	310.91	370,773	69.07	152,206	594,467	746,673	139.10	34	5,291
11 Manitoba-Saskatchewan Conf.	36	2,758	120	17	2,769	565,914	208.36	136,482	50.25	43,178	221,176	264,354	97.34	42	1,069
12 Maritime Conf.	22	1,323	95	31	1,364	263,353	207.53	60,579	63.50	22,476	131,579	154,055	121.40	24	1,484
13 Ontario Conf.	53	6,586	531	120	7,032	2,042,177	329.28	304,777	49.14	75,781	694,062	769,843	124.13	57	7,137
14 Quebec S.D.A. Church Assn.	7	688	70	14	749	172,491	271.21	25,235	39.68	4,334	62,442	66,776	104.99	8	519
15 S.D.A. Church in Newfoundland	6	643	36	15	648	98,930	156.80	37,610	60.37	8,682	32,734	41,416	66.48	6	450
Totals	**200**	**21,434**	**1,323**	**292**	**22,325**	**5,863,491**	**283.99**	**1,195,162**	**57.89**	**678,509**	**2,068,359**	**2,746,868**	**133.04**	**212**	**19,072**
16 **Central Union Conf.**	...	...	...	...	...	...	...	...	...	175,689	...	175,689	...	...	...
17 Central States Conf.	24	3,718	426	27	4,043	469,425	134.24	83,253	23.81	4,001	176,069	180,070	51.49	24	2,619
18 Colorado Conf.	70	10,412	734	145	10,905	2,939,751	266.02	495,829	48.24	139,429	1,382,340	1,521,769	148.06	72	8,785
19 Kansas Conf.	60	3,860	140	63	3,934	908,269	239.02	197,855	52.07	12,730	408,145	420,875	110.76	59	3,308
20 Missouri Conf.	55	5,580	295	106	5,685	1,227,159	223.89	272,896	49.79	41,334	949,305	990,639	180.74	60	4,685
21 Nebraska Conf.	55	5,293	166	125	5,154	1,359,140	255.86	263,675	49.68	60,182	570,050	630,232	118.64	57	4,855
22 Wyoming Conf.	21	1,619	46	40	1,563	294,408	181.85	66,080	40.82	44,573	147,276	191,849	118.50	21	898
Totals	**285**	**30,482**	**1,807**	**506**	**31,284**	**7,198,152**	**240.04**	**1,379,788**	**46.01**	**477,938**	**3,633,185**	**4,111,123**	**137.10**	**293**	**25,150**
23 **Columbia Union Conf.**	...	...	...	...	...	...	...	...	...	327,253	...	327,253	...	...	...
24 Allegheny East Conf.	50	10,083	865	497	10,519	1,842,421	187.03	265,660	26.97	21,387	1,330,203	1,351,590	137.20	50	9,080
25 Allegheny West Conf.	34	5,826	490	204	6,101	1,000,079	174.08	150,966	26.28	23,425	944,778	968,203	168.53	35	7,831
26 Chesapeake Conf.	51	6,096	436	269	6,300	1,792,915	304.09	419,389	71.13	214,964	1,175,347	1,390,311	235.81	50	5,244
27 Mountain View Conf.	30	2,065	124	41	2,129	448,042	224.36	110,153	55.16	52,448	192,599	245,047	122.71	30	1,607
28 New Jersey Conf.	48	4,000	302	166	4,075	1,311,345	333.59	295,985	75.30	263,912	511,571	775,483	197.27	48	4,414
29 Ohio Conf.	89	9,729	476	217	9,803	2,953,608	308.99	571,646	59.80	302,088	2,247,951	2,550,039	256.77	89	9,233
30 Pennsylvania Conf.	95	7,296	355	170	7,415	2,218,146	308.12	505,028	70.15	148,423	1,229,331	1,377,754	191.38	94	8,355
31 Potomac Conf.	73	13,146	600	216	13,466	4,601,727	355.68	907,971	70.18	311,757	2,164,820	2,476,577	191.42	76	11,622
Totals	**470**	**58,241**	**3,648**	**1,780**	**59,808**	**16,168,283**	**283.08**	**3,226,798**	**56.50**	**1,665,657**	**9,796,600**	**11,462,257**	**200.68**	**472**	**57,386**
32 **Lake Union Conf.**	...	...	...	...	...	...	...	...	...	331,096	...	331,096	...	...	...
33 Illinois Conf.	75	7,799	584	233	7,947	2,595,221	332.08	529,372	67.74	247,929	1,310,543	1,558,472	199.42	75	7,746
34 Indiana Conf.	71	5,679	327	147	5,772	1,544,203	277.34	318,906	57.27	135,730	630,879	966,609	173.60	71	5,298
35 Lake Region Conf.	55	9,935	871	102	10,619	1,577,971	164.87	223,656	23.37	150,393	328,149	478,542	50.00	54	5,293
36 Michigan Conf.	158	19,829	840	293	20,085	6,200,759	316.01	1,197,488	61.03	385,776	2,816,742	3,202,518	163.21	156	18,256
37 Wisconsin Conf.	80	5,449	342	112	5,550	1,401,099	260.33	306,263	56.91	142,774	631,612	774,386	143.68	79	4,940
Totals	**438**	**48,691**	**2,964**	**887**	**49,973**	**13,319,253**	**277.73**	**2,575,685**	**53.71**	**1,393,698**	**5,917,925**	**7,311,823**	**152.46**	**435**	**41,533**
38 **North Pacific Union Conf.**	...	...	...	...	...	...	...	...	...	397,590	...	397,590	...	...	...
39 Alaska Conf.	12	937	72	22	969	361,631	385.95	69,071	73.71	55,569	179,428	234,997	250.80	15	882
40 Idaho Conf.	34	3,282	219	57	3,446	894,079	278.01	239,113	74.35	93,535	340,079	433,614	134.83	34	3,458
41 Montana Conf.	35	2,582	76	84	2,573	694,812	270.57	153,424	59.74	67,303	296,353	363,656	141.61	36	2,108
42 Oregon Conf.	102	21,304	855	402	21,648	5,942,420	283.01	1,088,685	51.85	142,551	2,026,745	2,169,296	103.31	103	17,694
43 Upper Columbia Conf.	74	13,155	572	191	13,544	3,853,100	298.09	833,949	64.52	335,070	1,214,920	1,549,990	119.91	74	12,361
44 Washington Conf.	58	9,355	452	318	9,283	2,640,789	281.80	540,552	57.68	150,830	1,162,563	1,313,393	140.16	57	8,010
Totals	**315**	**50,616**	**2,246**	**1,074**	**51,463**	**14,386,831**	**287.65**	**2,924,774**	**58.48**	**1,242,448**	**5,220,088**	**6,462,536**	**129.21**	**319**	**44,523**
45 **Northern Union Conf.**	...	...	...	...	...	...	...	...	...	114,099	...	114,099	...	...	...
46 Iowa Conf.	63	3,907	251	83	3,969	927,176	240.51	249,397	64.69	105,258	530,803	636,061	165.00	57	2,916
47 Minnesota Conf.	56	4,714	307	104	4,797	1,268,266	270.77	287,295	61.34	171,135	869,937	1,041,072	222.26	58	4,372
48 North Dakota Conf.	44	2,893	122	47	2,902	913,415	314.86	220,515	76.01	147,831	299,344	447,175	154.15	43	1,681
49 South Dakota Conf.	27	1,530	96	46	1,546	396,023	260.71	101,812	67.03	14,952	132,382	147,334	96.99	23	1,089
Totals	**190**	**13,044**	**776**	**280**	**13,214**	**3,504,880**	**270.46**	**859,019**	**66.29**	**553,275**	**1,832,466**	**2,385,741**	**184.10**	**181**	**10,058**
50 **Pacific Union Conf.**	...	...	...	...	...	...	...	...	...	990,493	...	990,493	...	...	...
51 Arizona Conf.	42	4,978	542	116	5,420	1,466,913	311.58	282,746	60.06	140,856	826,095	966,951	205.38	47	4,662
52 Central California Conf.	96	19,395	1,110	365	19,704	5,827,904	305.65	998,216	52.35	200,390	3,182,268	3,382,658	177.41	100	17,228
53 Hawaiian Mission	20	2,975	255	70	3,120	924,975	323.53	217,773	76.17	137,324	369,084	506,408	177.13	20	2,768
54 Nevada-Utah Conf.	26	2,349	166	64	2,466	702,935	312.28	134,549	59.77	17,175	305,879	323,054	143.52	29	2,280
55 Northern California Conf.	105	25,635	1,049	520	25,834	7,985,648	313.14	1,405,247	55.10	152,448	4,214,596	4,367,044	171.24	105	21,511
56 Southeastern California Conf.	82	29,850	1,383	527	30,774	9,059,545	309.58	1,441,007	49.24	251,240	3,357,270	3,608,510	123.31	96	23,122
57 Southern California Conf.	91	29,085	1,616	482	30,074	8,006,271	279.76	1,239,989	43.33	135,077	3,794,042	3,929,119	137.30	95	21,874
Totals	**462**	**114,267**	**6,121**	**2,144**	**117,392**	**33,974,190**	**303.43**	**5,719,526**	**51.08**	**2,025,003**	**16,049,234**	**18,074,237**	**161.42**	**492**	**93,445**
58 **Southern Union Conf.**	...	...	...	...	...	6,457	...	...	...	364,100	...	364,100	...	...	...
59 Alabama-Mississippi Conf.	58	4,758	391	93	5,045	1,172,677	251.70	265,198	56.92	41,118	659,744	700,862	150.43	59	4,396
60 Carolina Conf.	72	6,965	595	82	7,524	2,176,300	324.82	439,273	65.56	91,776	1,041,535	1,133,311	169.15	72	6,208
61 Florida Conf.	88	14,879	1,339	486	15,723	4,453,074	312.23	863,550	60.55	1,341,176	3,458,500	4,799,676	336.54	89	11,777
62 Georgia-Cumberland Conf.	90	11,785	739	208	12,624	3,669,550	323.17	638,860	56.26	251,230	2,315,757	2,566,987	226.07	93	10,611
63 Kentucky-Tennessee Conf.	71	6,867	460	234	7,088	1,894,601	276.54	426,176	62.21	88,396	1,061,833	1,150,229	167.89	71	5,843
64 South Atlantic Conf.	99	12,904	1,647	275	14,091	1,638,239	132.93	274,535	22.28	7,449	500,237	507,686	41.19	101	9,280
65 South Central Conf.	66	8,014	653	71	8,629	936,476	126.72	143,657	19.44	5,824	517,701	523,525	70.84	62	8,069
Totals	**544**	**66,172**	**5,824**	**1,429**	**70,724**	**15,947,374**	**250.98**	**3,051,249**	**48.02**	**2,191,069**	**9,555,307**	**11,746,376**	**184.86**	**547**	**56,184**
66 **Southwestern Union Conf.**	...	...	...	...	...	...	...	...	...	197,270	...	197,270	...	...	...
67 Arkansas-Louisiana Conf.	63	5,260	312	165	5,414	1,313,808	254.12	243,077	47.02	236,072	828,940	1,065,012	206.00	64	4,442
68 Oklahoma Conf.	53	4,658	403	106	4,874	1,066,477	234.55	273,720	60.20	134,701	570,267	704,968	155.06	54	3,142
69 Southwest Region Conf.	60	5,712	433	117	5,989	609,953	109.17	68,843	12.32	2,011	142,003	144,014	25.78	64	1,592
70 Texas Conf.	101	10,464	611	306	10,749	2,812,676	272.26	287,321	27.81	58,570	710,234	768,804	74.42	102	8,879
71 Texico Conf.	44	3,257	401	161	3,456	733,684	233.96	69,760	28.62	28,330	298,761	327,091	104.30	49	2,842
Totals	**321**	**29,351**	**2,160**	**857**	**30,482**	**6,536,597**	**227.19**	**962,721**	**33.46**	**656,954**	**2,550,205**	**3,207,159**	**111.47**	**333**	**20,897**
RECAPITULATION—North American Division															
1 **General Conf.**	...	...	...	...	...	143,898	...	510,658	...	...	...	...	...	...	...
2 Atlantic Union Conf.	275	38,325	2,966	999	39,936	10,415,558	282.19	1,919,787	52.01	589,642	6,089,592	6,678,234	180.93	279	36,340
3 Canadian Union Conf.	200	21,434	1,323	292	22,325	5,863,491	283.99	1,195,162	57.89	678,509	2,068,359	2,746,868	133.04	212	19,072
4 Central Union Conf.	285	30,482	1,807	506	31,284	7,198,152	240.04	1,379,768	46.01	477,938	3,633,195	4,111,123	137.10	293	25,150
6 Columbia Union Conf.	470	58,241	3,648	1,780	59,808	16,168,283	283.08	3,226,798	56.50	1,665,657	9,796,600	11,462,257	200.68	472	57,386
6 Lake Union Conf.	439	48,691	2,964	887	49,973	13,319,253	277.73	2,575,695	53.71	1,393,698	5,917,925	7,311,623	152.46	435	41,533
7 North Pacific Union Conf.	315	50,615	2,246	1,074	51,463	14,386,831	287.65	2,924,774	58.48	1,242,448	5,220,088	6,462,536	129.21	319	44,523
8 Northern Union Conf.	190	13,044	775	280	13,214	3,504,880	270.46	859,019	66.29	553,275	1,832,466	2,385,741	184.10	181	10,058
9 Pacific Union Conf.	482	114,267	6,121	2,144	117,392	33,974,190	303.43	5,719,526	51.08	2,025,003	16,049,234	18,074,237	161.42	492	93,445
10 Southern Union Conf.	544	66,172	5,824	1,429	70,724	15,947,374	250.98	3,051,249	48.02	2,191,069	9,555,307	11,746,376	184.86	547	56,184
11 Southwestern Union Conf.	321	29,351	2,160	857	30,482	6,536,597	227.19	962,721	33.46	656,954	2,550,205	3,207,159	111.47	333	20,897
Totals, 1973	**3,501**	**470,622**	**29,835**	**10,248**	**486,601**	**127,458,507**	**277.16**	**24,325,167**	**52.90**	**11,474,193**	**62,711,961**	**74,186,154**	**161.32**	**3,563**	**404,598**
Totals, 1972	**3,471**	**454,096**	**29,953**	**9,973**	**470,622**	**113,643,399**	**255.98**	**21,596,406**	**48.63**	**9,005,357**	**56,773,853**	**65,779,210**	**146.11**	**3,532**	**402,747**
Net Increase (Decrease)	**30**	**16,526**	**(118)**	**275**	**15,979**	**13,815,108**	**21.28**	**2,726,761**	**4.27**	**2,468,836**	**5,938,108**	**8,406,944**	**13.21**	**31**	**1,841**

Statistical Report for 1973

	Statistics	Elementary School Statistics				M. V. Societies		Denominational Workers										Church Properties		
	17	18	19	20	21	22	23	24	25	26	27	28	29	30	31	32	33	34	35	36
	Total Sabbath School Offerings for World Missions	Elementary Schools	Elementary School Enrollment	Estimated Value of Elementary School Buildings and Equipment	Total Operating Expenses of Elementary Schools	M. V. Societies	M. V. Society Membership	Ordained Ministers	Credentialed Missionaries	Credentialed Bible Instructors	Licensed Ministers	Licensed Missionaries	Licensed Bible Instructors	Cred. or Lic. Literature Evangelists	All Other Regular Workers	Total Active Workers	Total Honorary Credentialed Workers	Church Buildings	Approximate Seating Capacity of Church Buildings	Estimated Value of Church Properties
1	.....	...	.....	.....	.....	...	.....	24	97	..	3	143	..	...	428	695	49	...	.....	.....
2	29,924	1	235	224,498	133,947	12	250	4	4	..	1	6	.	...	16	31	..	5	1,725	462,200
3	185,367	5	700	1,000,000	492,634	79	1,509	45	30	..	22	37	1	4	38	177	..	33	11,300	3,512,000
4	145,594	17	565	485,882	339,726	52	408	33	25	.	5	35	..	28	18	144	..	55	6,400	2,758,700
5	278,750	11	1,392	425,000	646,000	40	3,000	47	73	13	20	19	4	26	1	203	..	43	16,190	7,354,945
6	100,862	12	357	375,000	294,164	25	311	19	33	..	13	40	..	3	..	108	..	40	6,000	996,000
7	244,221	15	900	1,261,700	573,220	31	2,669	42	71		10	51	..	9	...	183	..	52	11,275	4,500,000
	984,718	**61**	**4,149**	**3,772,080**	**2,479,690**	**239**	**8,147**	**214**	**333**	**13**	**74**	**331**	**5**	**70**	**501**	**1,541**	**49**	**228**	**52,890**	**19,583,845**
8	.....	...	.....	.....	.....	...	.....	18	66	..	3	56	..	..	55	198	25	...	.....	.....
9	153,115	7	421	277,500	126,000	32	200	17	18	1	10	19	..	8	...	73	.	35	9,450	1,229,600
10	237,681	18	694	817,000	451,075	22	772	31	37	1	7	24	..	10	80	190	.	36	6,475	1,229,750
11	59,009	4	124	307,000	28,201	30	650	13	8	..	9	10	..	6	...	46	.	40	8,000	705,930
12	40,697	4	113	13,753	37,652	14	278	4	6	..	12	4		8	..	34	..	20	2,835	504,970
13	167,773	10	474	425,597	217,989	70	1,225	36	12	..	11	30	..	16	800	905	..	47	11,650	2,555,000
14	11,008	2	20	4,500	12,769	...	.....	5	1	..	4	1	..	1	...	12	..	6	1,450	370,000
15	12,489	5	396	232,802	200,025	3	45	4	10	..	5	20	.	...	2	41	..	9	1,370	195,496
	681,772	**50**	**2,242**	**2,078,152**	**1,073,711**	**171**	**3,170**	**128**	**158**	**2**	**61**	**164**	..	**49**	**937**	**1,499**	**25**	**193**	**41,230**	**6,790,746**
16	.....	...	.....	.....	.....	...	.....	40	137	.	1	219	..	..	1,217	1,614	56	..	.....	.....
17	42,748	2	78	130,200	25,948	19	777	12	...	1	6	5	..	7	5	36	..	23	3,600	849,023
18	302,009	23	1,315	2,714,963	886,412	30	308	54	79	..	11	61	..	10	...	215	.	68	17,200	3,453,500
19	102,136	10	263	340,500	186,247	37	615	20	26	..	4	25	..	15	..	90	..	57	10,600	167,733
20	141,169	17	439	1,021,617	268,480	46	2,520	20	29	..	15	31	.	22	7	124	..	52	7,350	2,070,000
21	170,609	11	479	507,771	49,139	21	548	24	47	.	10	39	..	20	...	140	..	57	10,000	1,656,950
22	33,528	8	82	106,059	70,865	23	284	11	6	..	2	6	..	2	...	27	.	21	2,600	481,200
	792,199	**71**	**2,656**	**4,821,110**	**1,487,091**	**176**	**5,052**	**181**	**324**	**1**	**49**	**386**	..	**76**	**1,229**	**2,246**	**56**	**278**	**51,350**	**8,678,406**
23	.....	...	.....	.....	.....	...	.....	49	271	1	..	393		...	1,804	2,518	88	...	.....	.....
24	143,932	10	1,309	1,303,465	603,989	49	3,000	30	54	5	11	36	4	15	1	156	..	43	9,725	2,344,909
25	79,289	3	219	395,000	132,506	30	2,000	20	..	2	9	8	.	21	13	73	..	27	6,875	1,532,250
26	206,567	13	1,010	1,619,704	562,083	10	1,000	32	32	..	15	26	.	9	0	114	..	39	8,870	2,432,400
27	45,537	11	104	217,500	108,207	12	250	9	12	1	11	10	..	6	0	49	..	32	3,500	890,150
28	154,838	8	491	1,883,000	318,457	20	1,000	24	16	1	7	44	..	9	0	101	..	38	4,500	1,600,500
29	279,337	18	997	2,504,706	673,010	45	997	47	74	2	22	60	1	23	3	232	.	83	16,400	4,762,202
30	253,528	20	765	1,444,301	575,231	47	1,300	40	49	..	14	56	..	41	64	264	..	90	13,990	3,766,200
31	484,906	26	2,195	4,000,282	319,718	37	2,441	66	120	2	12	107	..	35	0	341	..	67	16,000	8,626,958
	1,647,934	**109**	**7,090**	**13,367,958**	**3,293,201**	**250**	**11,988**	**316**	**628**	**14**	**101**	**740**	**5**	**159**	**1,885**	**3,848**	**88**	**419**	**79,860**	**25,955,569**
32	.....	...	.....	.....	.....	...	.....	68	262	..	6	335	..	...	684	1,355	87	...	.....	.....
33	265,605	24	913	2,448,112	665,390	79	852	47	34	2	21	76	1	15	..	196	..	61	11,662	7,455,200
34	145,888	19	650	1,113,703	445,109	18	691	33	29	..	13	47	..	13	...	135	.	69	8,375	1,772,000
35	119,762	7	1,045	1,240,000	473,923	48	378	27	27	4	15	36	3	16	2	130	..	49	15,000	4,487,000
36	660,821	53	2,931	3,939,184	1,615,166	70	2,000	97	140	2	26	160	1	24	...	450	..	149	31,931	12,737,800
37	169,211	21	541	909,540	200,388	71	127	28	34	1	12	51	..	11	..	137	..	76	9,650	8,855,800
	1,361,287	**124**	**6,080**	**9,650,539**	**3,399,976**	**286**	**4,048**	**300**	**526**	**9**	**93**	**705**	**5**	**79**	**686**	**2,403**	**87**	**404**	**76,618**	**35,307,800**
38	.....	. .	.....	.....	.....	...	.....	40	130	..	3	115	..	27	...	315	119	...	.....	.....
39	41,025	8	146	383,266	137,806	12	157	7	5	..	3	45	..	...	...	60	..	13	1,445	558,813
40	157,854	11	373	498,488	160,273	13	432	21	28	..	7	41	..	...	...	97	..	33	5,850	7,564,550
41	95,801	9	201	293,414	132,024	13	239	19	7	..	7	34	..	...	...	67	.	33	4,100	1,185,500
42	705,541	33	2,979	4,834,805	2,053,368	75	3,751	100	233	4	29	107	7	...	621	1,101	..	102	22,790	7,260,000
43	547,680	21	1,738	2,756,669	961,356	32	2,250	63	92	2	12	135	..	...	112	416	..	66	19,030	6,671,832
44	324,328	18	1,284	2,659,705	786,643	44	1,890	52	80	3	7	35	2	...	1	180	..	57	14,900	7,608,850
	1,872,229	**100**	**6,721**	**11,426,347**	**4,231,470**	**189**	**8,719**	**302**	**575**	**9**	**68**	**512**	**9**	**27**	**734**	**2,236**	**119**	**304**	**68,115**	**30,849,545**
45	.....	...	.....	.....	.....	...	.....	7	3	.	...	1	..	...	1	12	37	..	.....	.....
46	125,432	13	292	645,000	177,297	48	1,290	17	14	..	14	31	..	6	...	82	..	60	7,295	1,718,927
47	153,114	14	539	1,044,235	619,158	39	986	31	18	2	7	50	1	8	..	117	..	56	9,000	2,813,865
48	135,277	8	131	368,614	117,678	10	286	16	6	..	13	15	1	...	2	53	..	47	8,900	1,359,611
49	56,438	6	103	153,800	56,888	21	203	13	4	..	6	7	..	...	...	30	..	26	5,200	286,100
	470,261	**41**	**1,065**	**2,211,649**	**971,021**	**118**	**2,765**	**84**	**45**	**2**	**40**	**104**	**2**	**14**	**3**	**294**	**37**	**189**	**30,395**	**6,178,503**
50	.....	...	.....	.....	.....	...	.....	132	527	..	48	381	..	...	4,341	5,429	375	..	.....	.....
51	145,778	17	711	508,079	273,543	35	1,117	31	23	2	9	114	..	5	71	255	..	31	7,500	2,100,738
52	583,857	28	2,451	6,418,587	1,738,867	109	3,855	121	154	4	14	129	6	20	52	500	..	84	26,965	10,337,637
53	113,273	7	581	871,150	301,112	23	906	26	27	.	1	38	..	9	81	182	..	18	3,100	1,800,000
54	67,815	14	421	100,052	61,139	19	290	21	13	1	3	51	..	4	...	93	..	22	3,500	1,500,000
55	827,151	45	3,445	7,424,217	1,730,674	194	5,800	120	12	14	27	30	..	29	940	1,172	..	103	34,352	21,000,000
56	793,575	23	3,566	1,465,228	1,078,799	...	.....	118	126	7	40	320	7	17	383	1,018	.	79	35,275	20,098,800
57	691,726	22	3,318	5,219,411	2,011,859	21	3,316	137	250	18	41	156	7	21	2,356	2,986	..	83	32,000	18,233,858
	3,223,175	**156**	**14,493**	**22,006,724**	**7,195,993**	**401**	**15,283**	**706**	**1,132**	**46**	**183**	**1,219**	**20**	**105**	**8,224**	**11,635**	**375**	**420**	**142,692**	**75,071,033**
58	...	171	7,949	9,498,717	3,522,746	...	.....	68	351	1	3	200	..	..	2,264	2,887	356	...	.....	.....
59	132,209	26	559	738,816	266,560	49	861	25	20	..	8	36	..	14	..	103	..	55	7,000	3,250,000
60	256,777	20	900	919,473	442,063	64	752	40	41	..	12	41	.	24	5	163	..	62	11,000	1,000,000
61	473,926	38	1,923	2,836,656	993,100	110	3,417	91	111	3	26	80	4	...	..	315	..	76	20,000	5,750,000
62	388,066	48	1,679	2,337,835	750,829	90	3,557	66	91	2	33	93	3	15	...	303	.	85	22,130	4,179,370
63	222,223	19	843	1,577,935	630,925	57	3,671	39	85	..	9	70	..	9	70	282	..	73	12,850	2,500,000
64	150,305	12	1,552	448,000	333,119	94	3,265	28	8	2	7	7	..	89	45	186	..	93	18,000	2,789,000
65	68,445	8	493	640,000	106,150	62	1,989	22	4	..	7	2	1	8	...	44	..	48	10,000	2,398,000
	1,691,951	**342**	**15,898**	**18,997,434**	**7,045,492**	**526**	**17,512**	**379**	**711**	**8**	**105**	**529**	**8**	**159**	**2,384**	**4,283**	**356**	**492**	**100,980**	**21,866,370**
66	.....	...	.....	.....	.....	...	.....	23	37	..	3	38	..	...	10	111	71	...	.....	.....
67	158,382	15	594	334,945	993,913	59	677	31	27	..	16	17	.	6	...	97	..	45	10,500	1,330,000
68	128,063	17	420	248,564	655,335	23	230	23	26	.	12	50	..	10	195	316	..	53	9,525	1,730,325
69	66,373	9	712	118,895	539,000	71	122	22	17	2	6	27	1	15	...	90	..	44	25,700	1,130,500
70	252,026	34	1,354	844,065	1,521,362	70	2,207	54	77	1	14	68	..	15	73	302	..	99	16,000	3,284,870
71	80,674	11	224	134,403	280,200	34	285	22	17	..	4	27	..	3	14	87	..	43	5,620	910,731
	685,518	**86**	**3,304**	**1,680,872**	**3,989,810**	**257**	**3,521**	**175**	**201**	**3**	**55**	**227**	**1**	**49**	**292**	**1,003**	**71**	**284**	**67,345**	**8,386,426**
1	2,206	...	.....	.....	.....	...	.....	107	142	..	3	148	..	...	60	460	101	..	.....	.....
2	984,718	61	4,149	3,772,080	2,479,690	239	8,147	214	333	13	74	331	5	70	501	1,541	49	228	52,890	19,583,845
3	681,772	50	2,242	2,078,152	1,073,711	171	3,170	128	158	2	61	164	..	49	937	1,499	25	193	41,230	6,790,746
4	792,199	71	2,656	4,821,110	1,487,091	176	5,052	181	324	1	49	386	..	76	1,229	2,246	56	278	51,350	8,678,406
5	1,647,934	109	7,090	13,367,958	3,293,201	250	11,988	316	628	14	101	740	5	159	1,886	3,848	88	419	79,860	25,955,569
6	1,361,287	124	6,080	9,650,539	3,399,976	286	4,048	300	526	9	93	705	5	79	686	2,403	87	404	76,618	35,307,800
7	1,872,229	100	6,721	11,426,347	4,231,470	189	8,719	302	575	9	68	512	9	27	734	2,236	119	304	68,115	30,849,545
8	470,261	41	1,065	2,211,649	971,021	118	2,765	84	45	2	40	104	2	14	3	294	37	189	30,395	6,178,503
9	3,223,175	156	14,493	22,006,724	7,195,993	401	15,283	706	1,132	46	183	1,219	20	105	8,224	11,635	375	420	142,692	75,071,033
10	1,691,951	342	15,898	18,997,434	7,045,492	526	17,512	379	711	8	105	529	8	159	2,384	4,283	356	492	100,980	21,866,370
11	685,518	86	3,304	1,680,872	3,989,810	257	3,521	175	201	3	55	227	1	49	292	1,003	71	284	67,345	8,386,426
	13,413,250	**1,140**	**63,698**	**90,012,865**	**35,167,455**	**2,613**	**80,205**	**2,892**	**4,775**	**107**	**832**	**5,065**	**55**	**787**	**16,935**	**31,448**	**1,364**	**3,211**	**711,475**	**238,668,243**
	12,080,796	**941**	**54,771**	**74,547,265**	**29,134,376**	**3,072**	**78,568**	**2,792**	**4,329**	**96**	**823**	**4,886**	**45**	**756**	**16,579**	**30,306**	**1,385**	**3,196**	**682,105**	**222,126,837**
	1,332,454	**199**	**8,927**	**15,465,600**	**6,033,079**	**(459)**	**1,637**	**100**	**446**	**11**	**9**	**179**	**10**	**31**	**356**	**1,142**	**(21)**	**15**	**29,370**	**16,541,406**

1	Membership Statistics					Tithes and Offerings								Sabbath School	
NAME OF CONFERENCE OR MISSION	2 Churches	3 Membership Beginning of Year	4 Baptisms & Professions of Faith	5 Apostasies & Missing	6 Membership Close of Year	7 Total Tithe Receipts	8 Tithe Per Capita	9 Total Offerings for World Missions, Including Sabbath School	10 Mission Offerings Per Capita	11 Contributions for Home Mission Work	12 Contributions for Local Church Work	13 Total Contributions for Home & Local Work	14 Home & Local Contributions Per Capita	15 No. of Sabbath Schools	16 Sabbath School Membership
AFRO-MIDEAST DIVISION															
1 **East African Union**	...	...	...	...	...	1,437	...	...	...	...	...	...	...	...	...
2 *Central Kenya Field*	75	6,824	1,114	45	7,682	57,017	8.86	14,823	2.30	66	3,307	3,373	.52	265	22,040
3 Kenya Lake Field	111	21,313	2,264	251	23,231	39,764	1.97	9,131	.45	194	17,983	18,177	.90	267	34,846
4 Ranen Field	81	15,766	1,786	177	17,206	31,737	2.16	6,095	.41	71	6,424	6,495	.44	233	34,126
5 Seychelles Field	1	101	6	...	108	9,569	100.73	2,519	26.52	193	489	683	7.19	1	98
6 South Kenya Field	162	35,135	3,379	1,143	37,070	55,594	1.66	11,256	.34	18,873	...	18,873	.56	314	78,226
7 Uganda Field	76	10,337	895	432	10,789	85,423	8.86	20,025	2.77	56	86	142	.02	281	12,142
Totals	**506**	**89,476**	**9,444**	**2,048**	**96,086**	**280,541**	**3.32**	**63,851**	**.76**	**19,453**	**28,288**	**47,743**	**.56**	**1,362**	**181,478**
8 **Ethiopian Union Mission**	...	...	...	...	...	...	...	...	...	...	...	...	...	...	...
9 Central Ethiopia Field	5	1,206	180	2	1,393	44,685	38.76	4,775	4.14	...	1,149	1,149	1.00	17	3,814
10 North Ethiopia Field	2	287	35	...	321	4,984	17.67	526	1.87	...	394	394	1.40	8	392
11 Northwest Ethiopia Field	8	1,502	40	...	1,542	6,477	4.37	1,023	.69	...	...	...	...	8	2,893
12 South Ethiopia Field	4	8,829	1,200	109	9,874	11,650	1.47	2,877	.36	...	...	...	...	189	17,620
13 West Ethiopia Field	20	7,294	2,022	...	9,316	13,180	2.05	2,589	.40	...	346	346	.05	104	26,912
Totals	**39**	**19,118**	**3,477**	**111**	**22,446**	**80,976**	**4.70**	**11,790**	**.68**	...	**1,889**	**1,889**	**.11**	**326**	**51,631**
14 **Middle East Union**	...	2	7	...	9	1,497	...	...	...	...	...	...	...	...	...
15 *East Mediterranean Field*	15	1,196	44	27	1,175	64,373	54.88	25,576	21.80	3,713	21,823	25,536	21.77	15	550
16 Egypt Field	14	2,402	42	32	2,394	20,883	8.87	4,196	1.78	445	...	445	.19	25	1,239
17 Iran Field	6	210	4	3	202	16,609	75.84	10,452	47.73	2,294	1,300	3,595	16.42	5	205
18 Iraq Field	3	159	6	...	158	125,363	803.61	16,167	103.63	...	4,391	4,391	28.15	4	186
Totals	**38**	**3,969**	**103**	**62**	**3,938**	**228,725**	**58.59**	**56,391**	**14.14**	**6,452**	**27,514**	**33,967**	**8.70**	**49**	**2,180**
19 ***Tanzania Union***	...	...	...	...	...	...	...	7,381	...	...	...	...	...	...	...
20 Central Nyanza Field	39	4,852	386	158	4,830	13,255	2.80	3,736	.79	11	178	189	.04	114	10,113
21 East Nyanza Field	49	6,927	859	254	7,347	25,289	3.68	7,642	1.11	766	209	976	.14	238	13,611
22 North-East Tanzania Field	48	7,429	874	65	8,218	27,516	3.87	10,241	1.44	1,418	194	1,612	.23	259	12,293
23 South Nyanza Field	44	6,057	697	157	6,553	23,763	4.31	6,736	1.22	424	349	773	.14	167	14,180
24 Tanzania General Field	22	2,866	1,272	184	3,942	26,188	9.25	5,870	2.07	153	74	228	.08	89	5,489
Totals	**202**	**28,131**	**4,088**	**818**	**30,890**	**116,011**	**4.29**	**41,606**	**1.54**	**2,772**	**1,004**	**3,778**	**.14**	**867**	**55,686**
25 **AFRO-MIDEAST DIVISION**	...	...	...	...	...	192,114	...	...	...	...	...	...	...	...	...
26 East Africa Union	506	89,476	9,444	2,048	96,089	280,541	3.32	63,851	.75	19,453	28,288	47,743	.56	1,362	181,478
27 Ethiopian Union	39	19,118	3,477	111	22,446	80,976	4.70	11,790	.68	...	1,889	1,889	.11	326	51,631
28 Middle East Union	38	3,969	103	62	3,938	228,725	58.59	56,391	14.44	6,452	27,514	33,987	8.70	49	2,180
29 Tanzania Union	202	28,131	4,066	818	30,890	116,011	4.29	41,606	1.54	2,772	1,004	3,778	.14	867	55,686
DIVISION TOTALS	**785**	**140,694**	**17,112**	**3,039**	**153,360**	**898,367**	**6.77**	**173,638**	**1.31**	**28,677**	**58,695**	**87,377**	**.66**	**2,604**	**290,975**
AUSTRALASIAN DIVISION															
1 **Central Pacific Union Mission**	...	...	...	...	...	...	...	...	...	...	...	...	...	...	...
2 Cook Islands Mission	12	618	36	...	653	15,039	24.65	7,471	12.26	1,619	4,838	6,458	10.59	12	1,082
3 Fiji Mission	45	5,391	208	...	5,599	87,370	16.70	20,179	3.86	1,623	7,819	9,442	1.81	82	6,630
4 French Polynesia Mission	13	1,281	99	22	1,352	193,038	164.29	49,437	42.07	1,842	116,582	118,425	22.64	26	2,060
5 Pitcairn Island	1	66	3	...	64	2,452	40.20	1,266	20.75	...	49	49	.80	1	56
6 *Samoa Mission*	10	2,171	195	90	2,251	72,240	35.19	22,660	11.04	2,062	11,721	13,784	6.71	58	3,100
7 Tonga Mission	12	1,774	156	...	1,929	29,062	16.87	6,755	3.92	710	2,058	2,769	1.61	20	1,411
Totals	**93**	**11,301**	**697**	**112**	**11,848**	**399,201**	**36.78**	**107,768**	**9.93**	**7,856**	**143,067**	**150,927**	**13.91**	**199**	**14,339**
8 **Papua New Guinea Union Mission**	...	...	...	...	...	...	...	...	...	...	...	...	...	...	...
9 Bougainville Mission	23	2,227	113	387	1,991	52,176	25.08	8,515	4.09	2,158	596	2,754	1.32	51	3,492
10 Central Papuan Mission	50	6,367	581	22	6,808	50,762	8.48	18,970	3.16	3,760	1,555	5,315	.89	79	10,086
11 Eastern Highlands Mission	49	7,828	580	...	8,404	37,953	5.13	13,639	1.84	4,007	2,025	6,033	.82	105	9,334
12 Madang-Manus Mission	28	2,875	89	34	2,722	19,532	7.64	6,504	2.54	2,039	753	2,792	.70	57	4,146
13 Morobe Mission	8	815	248	31	1,011	25,735	29.75	6,162	7.12	533	1,866	2,400	2.77	54	2,689
14 New Britain New Ireland Mission	46	4,393	497	23	4,849	46,397	11.32	15,127	3.69	4,870	6,139	11,009	2.69	69	6,249
15 North East Papuan Mission	11	1,690	184	11	1,861	6,558	5.12	2,079	1.62	465	569	1,034	.81	51	2,392
16 Papuan Gulf Mission	15	2,620	199	106	2,698	4,172	1.77	2,038	.86	327	29	356	.15	37	2,289
17 Sepik Mission	27	3,287	195	33	3,422	14,286	4.66	4,636	1.51	1,168	686	1,854	.60	62	4,399
18 *Western Highlands Mission*	31	4,233	623	1	4,826	46,056	11.62	15,671	4.01	1,466	1,266	2,733	.69	263	11,550
Totals	**288**	**36,155**	**3,309**	**848**	**38,592**	**303,629**	**9.02**	**93,541**	**2.78**	**20,793**	**15,484**	**36,280**	**1.08**	**828**	**56,628**
19 ***Trans-Commonwealth Union Conf***	...	...	...	...	...	...	...	...	...	...	...	...	...	...	...
20 South Australian Conf	32	2,784	141	30	2,672	602,524	218.31	155,477	56.33	30,044	121,899	151,944	55.05	32	2,719
21 South New South Wales Conf	32	2,020	116	29	2,104	508,798	263.22	140,900	72.89	36,169	156,025	194,195	19.75	37	2,242
22 Tasmanian Conf	15	1,264	45	13	1,280	245,762	201.94	75,790	62.28	12,226	81,446	93,673	76.97	17	1,255
23 Victorian Conf	56	6,807	351	114	6,935	1,802,980	274.01	419,634	63.77	72,453	482,431	554,684	84.33	62	6,769
24 West Australian Conf	41	3,719	157	66	3,770	899,972	246.57	240,635	65.93	44,574	259,777	304,352	63.38	46	3,882
Totals	**176**	**16,594**	**812**	**252**	**16,961**	**4,060,036**	**251.55**	**1,032,436**	**63.97**	**197,466**	**1,101,578**	**1,299,048**	**80.49**	**194**	**16,867**
25 **Trans-Tasman Union Conf**	...	...	...	...	...	...	...	...	...	...	...	...	...	...	...
26 Greater Sydney Conf	48	5,552	322	58	5,731	1,819,572	336.59	343,192	63.86	84,259	519,835	604,095	112.41	46	5,225
27 North New South Wales Conf	52	6,592	211	32	6,750	1,485,991	234.98	333,495	52.73	71,666	757,845	829,511	131.17	61	7,011
28 North New Zealand Conf	46	5,855	322	49	6,073	1,209,319	215.33	301,104	53.52	91,441	391,848	483,289	86.06	53	5,819
29 North Queensland Conf	19	1,820	67	81	1,797	344,252	190.62	78,233	43.32	17,971	126,022	145,994	80.84	20	1,607
30 South New Zealand Conf	17	1,874	80	48	1,854	394,131	211.22	88,925	47.66	31,351	92,404	123,755	66.32	16	1,796
31 South Queensland Conf	41	4,599	215	67	4,761	1,037,781	230.62	213,224	47.38	120,862	329,408	450,271	100.06	46	4,944
Totals	**223**	**26,292**	**1,217**	**335**	**26,966**	**6,291,046**	**246.84**	**1,358,173**	**53.29**	**417,550**	**2,219,362**	**2,636,915**	**103.47**	**242**	**26,402**
32 **Western Pacific Union Mission**	...	...	...	...	...	761	...	...	...	...	...	...	...	...	...
33 Eastern Solomons Islands Mission	26	2,355	208	...	2,563	27,545	12.17	7,921	3.50	785	2,824	3,609	1.59	54	3,772
34 Gilbert & Ellice Islands Mission	5	601	23	...	624	7,377	12.50	547	.93	83	298	381	.65	15	751
35 *Malaita Mission*	21	1,578	222	4	1,799	13,627	9.11	2,520	1.68	446	13,273	13,720	9.17	74	2,509
36 New Caledonia Mission	5	398	27	...	429	83,314	205.71	14,653	36.16	999	4,733	5,733	14.16	8	730
37 New Hebrides Mission	28	2,796	155	11	2,995	34,073	12.88	6,191	2.34	590	4,628	5,218	1.97	55	4,701
38 Western Solomons Islands Mission	48	4,264	246	6	4,478	58,170	14.14	10,844	2.64	2,323	8,082	10,405	2.53	89	7,656
Totals	**133**	**11,992**	**863**	**23**	**12,888**	**224,867**	**19.53**	**42,676**	**3.71**	**5,226**	**33,838**	**39,066**	**3.39**	**295**	**20,119**
39 **AUSTRALASIAN DIVISION**	...	...	...	...	...	132,000	...	466	...	74	...	74	...	...	...
40 Central Pacific Union Mission	93	11,301	697	112	11,848	399,201	36.78	107,768	9.93	7,856	143,067	150,927	13.91	199	14,339
41 Papua New Guinea Union Mission	288	36,155	3,309	648	38,692	303,629	9.02	93,541	2.78	20,793	15,484	36,280	1.08	828	56,628
42 Trans-Commonwealth Union Conf	176	16,594	812	252	16,961	4,060,036	251.55	1,032,436	63.97	197,466	1,101,578	1,299,048	80.49	194	16,867
43 Trans-Tasman Union Conf	223	26,292	1,217	336	28,966	6,291,046	246.84	1,358,173	53.29	417,650	2,219,362	2,636,915	103.47	242	26,402
44 Western Pacific Union Mission	133	11,992	883	23	12,888	224,867	19.53	42,876	3.71	5,226	33,838	39,066	3.39	295	20,119
DIVISION TOTALS	**913**	**102,334**	**6,918**	**1,370**	**107,255**	**11,410,779**	**116.85**	**2,635,060**	**26.98**	**648,967**	**3,513,329**	**4,162,310**	**42.62**	**1,758**	**134,355**
CHINA DIVISION*															
DIVISION TOTALS	**278**	**21,168**	...	...	**21,168**	...	...	...	...	...	...	...	...	**486**	**23,783**
CONGREGATION OF S.D.A. IN U.S.S.R.*															
DIVISION TOTALS	**834**	**40,000**	...	...	**40,000**	...	...	...	...	...	...	...	...	**834**	**46,81[illegible]**

*Latest Available Figures.

	Statistics	Elementary School Statistics				M. V. Societies		Denominational Workers										Church Properties		
	17	18	19	20	21	22	23	24	25	26	27	28	29	30	31	32	33	34	35	36
	Total Sabbath School Offerings for World Missions	Elementary Schools	Elementary School Enrollment	Estimated Value of Elementary School Buildings and Equipment	Total Operating Expenses of Elementary Schools	M. V. Societies	M. V. Society Membership	Ordained Ministers	Credentialed Missionaries	Credentialed Bible Instructors	Licensed Ministers	Licensed Missionaries	Licensed Bible Instructors	Cred. or Lic. Literature Evangelists	All Other Regular Workers	Total Active Workers	Total Honorary Credentialed Workers	Church Buildings	Approximate Seating Capacity of Church Buildings	Estimated Value of Church Properties
1	.....	1	.....	.....	.....	..	.....	18	27	...	5	50	...	1	87	188	2	..	.....	.....
2	11,573	5	750	25,000	17,910	68	398	16	16	...	21	15	..	95	25	188	...	23	7,000	184,905
3	5,518	..	....	.....	.....	74	3,595	29	2	..	3	18	...	14	2	68	...	105	30,000	214,000
4	4,167	...	.....	.....	.....	100	3,700	14	...	...	6	4	...	5	4	33	...	17	5,000	42,000
5	2,006	1	125	14,506	....	2	30	1	...	..	...	...	1	...	...	2	...	2	130	15,625
6	8,046	...	.....	.....	.....	271	7,990	34	1	...	5	9	..	36	3	88	..	162	38,600	250,000
7	14,643	...	.....	.....	.....	78	4,788	34	2	...	8	34	...	26	23	127	...	37	3,900	140,056
	45,953	7	875	39,506	17,910	593	20,501	146	48	...	48	130	1	177	144	694	2	346	84,630	846,586
8	.....	...	.....	.....	.....	..	.....	6	17	...	4	28	...	...	91	146	1	...	.....	292,682
9	3,054	5	1,000	22,000	41,429	7	650	6	5	...	1	4	...	...	13	29	...	3	610	....
10	526	4	750	17,550	12,060	2	300	4	4	...	...	..	..	...	21	29	...	1	225	.....
11	819	3	760	11,000	5,853	5	700	3	3	...	...	6	...	...	56	68	..	5	1,050	.....
12	2,102	20	2,300	22,000	9,213	9	900	4	2	..	..	4	...	...	41	51	...	156	7,400	.....
13	2,333	37	5,670	24,685	14,934	9	1,200	5	6	...	2	5	..	...	89	107	...	65	7,000	.....
	8,834	69	10,480	97,235	83,489	32	3,750	28	37	...	7	47	...	...	311	430	1	230	16,285	292,682
14	.....	...	.....	.....	.....	...	.....	9	6	...	...	12	...	...	3	30	10	...	.....	.....
15	12,807	8	647	42,200	170,000	8	200	9	36	2	7	38	...	3	10	105	...	15	2,000	241,700
16	2,717	1	554	27,600	29,900	4	73	5	14	1	11	11	...	4	...	46	..	10	1,715	381,800
17	6,407	1	358	221,153	39,183	1	10	5	2	1	4	...	...	...	6	18	...	6	950	382,352
18	9,667	1	185	5,270	32,658	2	27	2	11	1	3	4	...	...	..	21	..	5	750	241,800
	31,598	11	1,744	296,223	271,741	13	310	30	69	5	25	65	...	7	19	220	10	36	5,415	1,247,652
19	99	...	.....	....	.....	...	...	13	6	..	6	23	..	...	76	124	32	...	8,000	.....
20	1,659	..	.....	.....	.....	...	.....	6	1	..	4	7	...	22	3	43	...	10	.....	46,120
21	3,667	..	.....	....	....	...	.....	10	3	...	5	2	...	20	14	54	..	28	....	64,710
22	4,801	..	.....	.....	.....	..	.....	7	4	.	1	17	...	27	7	63	..	6	.....	101,230
23	3,539	..	.....	.....	.....	..	.....	7	1	...	5	6	...	30	8	57	...	10	....	50,400
24	2,883	...	.....	.....	.....	...	.....	6	...	...	9	11	...	38	9	73	...	8	.....	68,470
	16,648	...	.....	.....	.....	363	8,120	49	15	...	30	66	...	137	117	414	32	64	8,000	330,930
25	.....	...	.....	.....	.....	...	.....	15	26	1	1	36	...	..	12	91	...	...	.....	.....
26	45,953	7	875	39,506	17,910	593	20,501	146	48	...	48	130	1	177	144	694	2	346	84,630	846,586
27	8,834	69	10,480	97,235	83,489	32	3,750	28	37	...	7	47	..	..	311	430	1	230	16,285	292,682
28	31,598	11	1,744	296,223	271,741	13	310	30	69	5	25	65	...	7	19	220	10	36	5,415	1,247,652
29	16,648	...	.....	.....	.....	363	8,120	49	15	...	30	66	...	137	117	414	32	64	8,000	330,930
	103,033	87	13,099	432,964	373,140	1,001	32,681	268	195	6	111	344	1	321	603	1,849	45	676	114,330	2,717,850
1	.....	1	156	44,700	5,191	...	.....	11	3	...	22	50	...	...	4	90	15	..	.....	.....
2	6,243	1	64	17,880	3,491	23	691	2	1	...	5	8	...	1	3	20	...	11	1,110	68,540
3	14,985	8	652	232,812	62,326	74	1,970	12	1	..	25	22	..	...	8	68	...	21	2,345	133,355
4	36,592	1	180	57,004	28,864	36	801	4	1	...	5	6	...	...	6	22	..	22	3,700	315,880
5	1,143	...	.....	.....	.....	1	26	...	...	.	...	...	...	...	..	..	...	1	250	22,350
6	17,815	4	419	73,904	11,888	77	1,522	7	...	..	16	22	..	...	1	46	...	14	2,600	181,496
7	4,540	3	300	18,327	7,488	36	742	3	1	...	10	12	...	...	5	31	..	4	750	49,915
	81,318	18	1,771	444,627	119,248	247	5,752	39	7	...	83	120	...	1	27	277	15	73	10,755	771,536
8	.....	...	.....	.....	.....	..	.....	16	2	...	41	108	...	...	103	270	24	..	.....	.....
9	6,341	9	681	25,330	10,430	50	1,703	4	1	..	32	31	...	...	3	71	...	28	2,500	14,900
10	14,063	10	877	41,720	25,330	76	5,498	11	11	...	33	34	...	...	10	99	...	49	9,500	59,600
11	10,543	12	992	53,640	23,840	90	4,387	11	3	...	32	28	...	...	5	79	...	145	10,500	84,930
12	5,351	14	723	52,150	13,410	59	2,532	5	1	...	14	21	.	...	32	73	..	32	6,700	47,680
13	3,841	2	135	10,430	4,470	47	1,447	6	..	...	8	16	...	...	25	55	...	6	1,700	59,600
14	12,488	19	1,153	67,050	18,625	59	4,224	12	2	...	16	18	1	...	44	93	...	44	5,000	104,300
15	1,420	7	294	22,350	7,301	47	1,139	7	...	...	16	31	..	...	13	67	...	14	2,500	14,900
16	1,752	7	422	14,900	7,152	30	590	3	6	..	19	11	...	..	14	53	..	15	3,000	22,350
17	3,706	9	583	59,600	14,155	56	2,062	5	3	...	22	30	...	...	15	75	...	50	3,000	26,820
18	14,356	10	667	80,460	19,370	27	1,521	7	..	...	18	47	..	...	43	115	...	195	14,000	61,090
	73,861	99	6,527	427,630	144,083	541	25,103	87	29	...	251	375	1	...	307	1,050	24	578	58,400	496,170
19	.....	..	.....	.....	.....	...	.....	9	12	...	18	43	...	...	48	130	58	...	.....	.....
20	68,749	6	171	120,839	51,405	49	818	18	4	...	12	12	..	10	...	56	...	29	4,100	655,600
21	74,444	4	83	232,440	34,173	38	639	13	3	...	8	8	...	4	...	36	...	32	4,200	804,600
22	35,698	3	70	119,200	32,035	9	85	9	1	...	5	9	...	..	...	24	..	16	2,175	1,043,000
23	219,232	8	523	342,700	169,860	95	2,500	38	7	...	38	38	..	19	22	162	...	51	7,820	2,050,880
24	125,168	6	385	189,975	101,320	61	1,800	18	6	...	18	37	...	5	15	99	...	36	5,500	1,169,650
	523,291	27	1,232	1,005,154	388,793	252	5,842	105	33	...	99	147	...	38	85	507	58	164	23,795	5,723,730
25	.....	...	.....	.....	.....	.	.....	8	11	...	5	18	...	..	2	44	117	..	.....	.....
26	198,337	6	353	320,350	138,197	60	2,050	37	8	1	31	36	..	12	10	135	..	44	7,500	1,460,200
27	218,260	8	557	119,200	43,824	70	1,620	39	5	...	20	20	..	6	18	108	...	50	8,000	1,848,384
28	136,349	11	603	813,540	167,384	73	2,108	23	8	...	38	23	...	14	17	123	...	49	7,550	3,319,902
29	41,870	4	148	139,315	49,170	23	701	10	2	...	8	9	..	3	2	34	...	18	2,610	962,278
30	38,439	2	143	255,162	81,240	25	784	13	2	..	9	12	...	1	10	47	...	17	2,800	120,094
31	115,099	5	399	305,450	108,971	73	1,118	23	3	..	15	15	...	8	19	83	...	39	4,500	1,173,278
	748,354	36	2,203	1,953,017	588,786	324	8,381	153	39	1	126	133	...	44	78	574	117	217	32,960	8,884,136
32	.....	...	.....	.....	.....	...	.....	6	1	..	6	36	..	...	23	72	91	...	.....	.....
33	5,755	13	799	14,900	37,250	45	1,048	8		..	56	10	...	..	7	81	..	5	1,250	7,450
34	448	9	376	44,700	15,645	12	175	5	1	...	2	10	...	...	1	19	...	5	250	4,470
35	2,127	11	468	37,250	30,992	45	2,066	5	...	...	28	22	..	...	3	58	...	21	4,000	22,350
36	14,274	...	.....	.....	.....	2	126	1	2	...	..	...	...	...	4	7	...	5	2,000	29,800
37	3,336	26	996	126,650	71,520	46	3,933	7	2	..	24	44	..	...	22	99	...	54	3,500	141,550
38	9,056	34	1,759	134,100	59,600	83	4,014	8	10	..	41	81	...	...	2	142	.	48	3,000	8,940
	34,996	93	4,398	357,600	215,007	233	11,362	40	16	...	157	203	...	...	62	478	91	138	14,000	214,560
39	.....	..	.....	.....	.....	...	.....	36	93	...	43	488	...	...	880	1,540	...	..	.....	.....
40	81,318	18	1,771	444,628	119,250	247	5,752	39	7	...	83	120	...	1	27	277	15	73	10,755	771,536
41	73,861	99	6,527	427,630	144,083	541	25,103	87	29	...	251	375	1	...	307	1,050	24	578	58,400	496,170
42	523,291	27	1,232	1,005,154	388,793	252	5,842	105	33	...	99	147	...	38	85	507	58	164	23,795	5,723,730
43	748,354	36	2,203	1,953,017	588,785	324	8,381	153	39	1	126	133	...	44	78	574	117	217	32,960	8,884,135
44	34,996	93	4,398	357,600	215,007	233	11,362	40	16	...	157	203	...	...	62	478	91	138	14,000	214,560
	1,461,820	273	16,131	4,188,029	1,455,918	1,597	56,440	460	217	1	759	1,466	1	83	1,439	4,426	305	1,170	139,910	16,090,131
	.....	...	.....	NO REPORTS		322	8,541	134	126	...	213	83	32	133	538	1,259	...	284	.....	.....
	.....	...	.....	NO REPORTS		156	3,804	93	...	...	39	70	...	...	48	250	...	10	.....	.....

	Membership Statistics					Tithes and Offerings								Sabbath School	
1	2	3	4	5	6	7	8	9	10	11	12	13	14	15	16
NAME OF CONFERENCE OR MISSION	Churches	Membership Beginning of Year	Baptisms & Professions of Faith	Apostasies & Missing	Membership Close of Year	Total Tithe Receipts	Tithe Per Capita	Total Offerings for World Missions, Including Sabbath School	Mission Offerings Per Capita	Contributions for Home Mission Work	Contributions for Local Church Work	Total Contributions for Home & Local Work	Home & Local Contributions Per Capita	No. of Sabbath Schools	Sabbath School Membership
EURO-AFRICA DIVISION															
1 **Angola Union Mission**	...	...	...	...	...	13,985	...	...	...	...	...	...	...	...	...
2 Bongo Mission	16	5,216	825	9	6,101	59,444	12.15	7,055	1.44	422	...	422	.09	152	7,357
3 Cuale Mission	5	4,041	424	61	4,396	6,789	1.75	5,688	1.46	982	...	982	.25	85	7,320
4 *European Mission*	13	911	154	36	980	124,385	144.80	33,993	39.57	1,694	11,041	12,736	14.83	40	1,401
5 Huila Mission	14	...	1,017	2	5,421	10,183	2.79	3,162	.87	203	...	203	.06	120	9,248
6 Luanda Mission	1	...	46	...	168	1,925	19.25	520	5.20	540	...	540	5.40	2	200
7 Lucusse Mission	2	3,280	981	46	4,215	4,991	1.64	2,462	.81	133	...	133	.04	153	6,915
8 Luz Mission	4	685	502	20	1,165	3,446	6.02	1,626	2.84	86	...	86	.15	40	2,940
9 Namba Mission	1	2,963	739	...	3,286	7,906	2.96	3,492	1.31	80	...	80	.03	103	6,564
10 Nova-Lisboa Mission	8	6,404	514	35	2,271	8,507	3.75	2,247	.99	162	...	162	.07	100	3,796
11 Quilengues Mission	1	336	25	61	285	2,743	8.74	1,030	3.28	68	...	68	.22	19	388
12 *Saint Thomas Island Mission*	1	346	6	4	342	3,353	9.61	1,401	4.01	47	...	47	.13	8	497
Totals	66	24,182	5,233	274	28,630	247,657	10.96	62,667	2.77	4,417	11,041	15,459	.68	822	46,626
13 **Austrian Union of Churches**	44	2,602	107	40	2,636	546,790	210.90	158,013	61.03	54,590	59,921	114,511	44.23	44	3,136
14 **Bulgarian Church**	70	2,803	...	...	2,803	...	...	...	...	...	...	...	...	70	2,940
15 **Czechoslovakian Union Conf.**	...	...	...	...	...	...	...	...	...	...	...	...	...	...	...
16 Bohemian Conf.	41	2,021	90	12	2,036	...	...	...	...	...	...	...	...	...	...
17 Moravia-Silesian Conf.	62	3,825	154	50	3,846	...	...	...	...	...	...	...	...	...	...
18 Slovakian Conf.	26	1,635	56	21	1,539	...	...	...	...	...	...	...	...	...	...
Totals	129	7,381	300	83	7,421	...	...	...	...	...	...	...	...	190	10,200
19 **Equatorial African Union Mission**	...	...	...	...	...	24,861	...	2,941	...	...	...	...	...	...	...
20 Central African Rep. Mission	5	584	56	31	604	3,458	6.82	1,006	1.98	...	168	168	.33	36	1,571
21 *Central South Cameroun Mission*	17	3,063	203	6	3,240	20,445	7.38	3,911	1.41	...	94	94	.03	57	9,237
22 Chad Rep. Mission	1	71	17	...	88	622	8.76	401	5.65	...	91	91	1.28	5	215
23 Congo (Brazzaville) Mission	...	...	10	...	22	600	27.27	167	7.59	...	1	1	.06	6	171
24 East Cameroun Mission	22	8,416	592	162	8,713	26,607	3.29	4,989	.62	...	1,182	1,182	.15	92	13,364
25 North Cameroun Mission	7	2,132	226	15	2,337	9,123	4.93	2,526	1.36	...	502	502	.27	38	3,415
26 West Cameroun Mission	10	979	90	2	1,063	11,926	12.18	2,233	2.28	...	359	359	.37	29	3,186
Totals	62	15,245	1,194	218	16,067	97,642	6.83	18,174	1.27	...	2,397	2,397	.17	263	31,159
27 **Franco-Belgian Union Conf.**	...	...	...	...	...	...	...	...	...	...	...	...	...	...	...
28 Belgian-Luxembourg Conf.	24	1,296	113	13	1,361	282,385	219.06	77,057	59.78	49,767	730	50,497	39.18	24	542
29 North-French Conf.	52	2,644	269	84	2,867	745,412	281.93	133,410	50.46	60,627	8,752	69,380	26.24	50	1,807
30 *South-French Conf.*	46	2,623	155	63	2,690	565,042	215.08	118,339	45.67	61,592	3,848	65,441	25.26	45	2,028
Totals	122	6,563	537	150	6,918	1,592,819	244.15	328,806	50.40	171,986	13,330	185,318	28.41	119	4,377
31 ***German Democratic Rep. Union Conf.***	327	11,931	270	81	11,706	...	...	...	...	...	29,473	29,473	2.45	345	13,417
32 **Hungarian Union Conf.**	144	5,485	56	...	5,541	...	...	...	...	...	...	...	...	144	5,541
33 **Indian Ocean Union Mission**	...	...	...	...	...	18,482	...	116	...	...	...	...	...	...	...
34 Central-West Malagasy Mission	77	2,879	246	59	3,033	51,815	18.96	16,435	6.01	879	4,962	5,642	2.14	80	3,423
35 East Malagasy Mission	20	1,177	65	5	1,237	11,551	10.58	3,727	3.41	107	91	198	.18	25	2,330
36 Mauritius Mission	15	1,516	125	37	1,578	42,884	29.03	8,959	6.07	...	...	...	...	16	1,452
37 *North Malagasy Mission*	10	1,082	93	37	1,140	13,145	12.19	5,208	4.83	15	171	186	.17	22	2,604
38 Reunion Mission	11	793	74	9	853	59,179	80.08	25,715	34.80	...	...	...	...	12	1,030
39 South Malagasy Mission	19	1,168	82	17	1,208	11,156	10.63	3,289	3.14	39	84	124	.12	36	1,573
Totals	152	8,615	685	164	9,049	208,212	25.49	63,449	7.77	1,040	5,308	6,350	.78	191	12,412
40 **Mozambique Union Mission**	...	...	...	...	...	5,578	...	6,339	...	202	...	202	...	...	...
41 *Beira Mission (central)*	3	193	43	1	235	10,130	58.22	6,867	39.47	308	775	1,083	6.22	8	940
42 Lourenco-Marques Mission (South)	2	365	113	...	475	20,754	66.07	7,921	25.23	886	909	1,796	5.72	15	1,269
43 Mungulumi Mission (North)	39	12,678	1,170	123	13,685	12,538	1.05	17,913	1.50	331	602	934	.08	80	24,817
Totals	44	13,236	1,326	124	14,395	49,000	3.94	39,040	3.14	1,727	2,286	4,016	.32	103	27,026
44 **Romanian Union Conf.**	520	40,864	...	...	40,864	...	...	...	...	...	...	...	...	512	52,857
45 **South German Union Conf.**	...	...	...	...	...	...	...	...	...	...	...	...	...	...	...
46 Baden-Wurttemberg Conf.	77	4,912	145	42	4,903	1,366,476	278.19	316,680	64.47	192,096	146,267	338,364	68.89	77	5,650
47 *Central Rhenish Conf.*	65	3,870	150	29	3,948	941,417	247.29	214,877	56.44	105,634	109,689	215,324	56.56	60	4,347
48 North Bavarian Conf.	35	1,690	35	11	1,573	441,978	261.53	111,087	65.73	70,900	54,502	125,403	74.20	31	1,951
49 South Bavarian Conf.	45	2,663	53	23	2,664	635,687	238.71	148,242	55.67	99,319	70,513	169,832	63.77	46	3,099
Totals	222	13,135	393	105	13,188	3,385,558	258.99	790,886	60.50	467,949	380,971	848,923	64.94	214	15,047
50 **Southern European Mission**	...	...	...	...	...	4,593	...	...	...	...	...	...	...	...	...
51 Greek Mission	10	305	19	12	288	19,629	65.21	4,228	14.05	1,153	645	1,799	5.98	10	384
52 Israel Mission	...	60	...	6	52	...	...	...	...	...	...	...	...	4	46
53 *Italian Mission*	65	3,963	242	41	4,132	474,228	129.04	98,065	26.68	14,251	16,070	30,322	9.25	75	4,593
54 Portuguese Mission	36	4,333	374	86	4,541	246,061	58.31	49,019	11.62	7,855	81,905	89,661	21.25	114	3,934
55 Spanish Mission	32	3,271	334	85	3,519	392,836	125.75	53,761	17.21	6,974	33,092	40,066	12.83	36	3,540
Totals	143	11,932	969	230	12,532	1,137,347	99.94	205,073	18.02	30,233	131,612	161,848	14.22	239	12,497
56 **Swiss Union Conf.**	...	...	...	...	...	...	...	...	...	...	...	...	...	...	...
57 French-Swiss Conf.	25	1,699	56	17	1,724	665,156	395.93	189,325	112.69	55,272	77,392	132,664	78.97	24	1,570
58 German-Swiss Conf.	31	2,269	72	26	2,281	803,470	357.42	268,517	119.45	35,774	107,412	143,186	63.69	31	1,973
Totals	56	3,968	128	43	4,005	1,468,625	373.89	457,842	116.56	91,046	184,804	275,850	70.23	55	3,543
59 **West German Union Conf.**	...	...	...	...	...	...	...	...	...	...	...	...	...	...	...
60 Berlin-West Conf.	16	1,463	25	8	1,421	404,759	273.67	124,267	84.02	6,990	38,053	45,043	30.46	16	1,604
61 Hansa Conf.	29	2,097	41	13	2,094	513,563	242.93	132,719	62.79	24,617	54,659	79,277	37.50	29	2,574
62 Lower-Saxonian Conf. North	33	1,860	38	13	1,836	391,729	208.70	82,171	43.78	52,695	42,621	95,317	50.78	33	2,267
63 *Lower-Saxonian Conf. South*	32	1,910	77	17	1,944	469,470	243.63	141,356	73.36	28,867	55,046	83,913	43.55	32	2,310
64 Northern Rhenish Conf.	49	3,282	86	26	3,218	726,953	220.36	121,769	36.91	26,677	63,435	90,113	27.32	48	3,736
65 Westphalian Conf.	40	2,240	73	24	2,218	570,629	252.63	95,186	42.17	89,923	51,973	141,896	62.87	39	2,630
Totals	199	12,852	340	101	12,731	3,077,103	237.56	697,468	53.85	229,769	305,787	535,559	41.35	197	15,121
66 **Yugoslavian Union Conf.**	...	...	...	...	...	...	...	...	...	...	...	...	...	...	...
67 North Conf.	86	3,013	110	38	3,004	...	...	...	...	...	...	...	...	...	...
68 South Conf.	81	3,527	193	53	3,575	...	...	...	...	...	...	...	...	...	...
69 *Southwest Conf.*	21	683	12	3	681	...	...	...	...	...	...	...	...	...	...
70 West Conf.	82	3,176	102	36	3,200	...	...	...	...	...	...	...	...	...	...
Totals	270	10,399	417	130	10,460	...	...	...	...	...	...	...	...	267	10,010
71 **North African Mission**	6	93	...	...	93	...	...	...	...	...	...	...	...	4	...
72 Secteur Algeria	...	...	...	...	...	1,739	...	294	...	...	...	...	...	...	...
73 Secteur Maroc	...	...	...	...	...	5,744	...	1,330	...	...	...	...	...	...	...
Totals	6	93	...	...	93	7,483	80.46	1,624	17.46	...	...	...	...	4	...
74 **Detached Mission**	...	...	...	...	...	...	...	...	...	...	...	...	...	...	...
75 Senegal Mission	2	85	3	2	90	7,557	88.91	1,694	19.93	1,151	3,021	4,173	49.09	3	150

	Statistics	Elementary School Statistics				M. V. Societies		Denominational Workers										Church Properties		
	17	18	19	20	21	22	23	24	25	26	27	28	29	30	31	32	33	34	35	36
	Total Sabbath School Offerings for World Missions	Elementary Schools	Elementary School Enrollment	Estimated Value of Elementary School Buildings and Equipment	Total Operating Expenses of Elementary Schools	M. V. Societies	M. V. Society Membership	Ordained Ministers	Credentialed Missionaries	Credentialed Bible Instructors	Licensed Ministers	Licensed Missionaries	Licensed Bible Instructors	Cred. or Lic. Literature Evangelists	All Other Regular Workers	Total Active Workers	Total Honorary Credentialed Workers	Church Buildings	Approximate Seating Capacity of Church Buildings	Estimated Value of Church Properties
1	.....	...	.....	.....	.....	...	.....	7	..	..	2	26	..	8	.....	43	2	...	.....	.....
2	5,167	24	1,761	21,660	1,800	43	1,246	10	...	..	10	10	60	...	29	119	..	4	800	10,000
3	2,598	21	1,073	8,000	1,800	34	1,405	6	...	..	4	14	20	...	18	62	..	2	400	25,350
4	17,639	1	182	23,900	.....	27	403	6	...	..	1	7	1	...	.....	15	..	6	1,200	300,000
5	2,236	33	1,930	7,000	920	...	558	12	...	..	12	..	71	..	35	130	..	...	.....	.....
6	520	...	.....	.....	.....	1	38	1	...	.	..	...	..	...	.....	1	..	...	.....	.....
7	1,910	18	1,879	1,000	1,200	66	1,080	7	...	..	8	8	35	...	17	75	..	3	600	10,000
8	1,238	9	672	5,000	640	16	561	3	...	..	4	4	22	...	9	42	..	1	200	8,400
9	3,315	8	589	11,000	360	6	240	6	...	..	7	14	10	...	7	44	..	3	600	8,000
10	1,848	13	942	4,000	.....	84	657	6	...	..	5	11	42	...	18	62	..	4	800	8,000
11	857	3	175	12,000	.....	1	63	2	...	..	3	3	..	...	5	13	..	1	200	6,300
12	1,231	2	307	7,000	80	4	119	...	...	..	1	1	..	...	2	4	..	3	600	30,000
	38,559	132	9,510	100,560	6,800	282	6,370	66	...	..	57	98	261	8	140	630	2	27	5,400	406,050
13	74,426	...	.....	.....	.....	60	607	23	2	..	2	23	9	22	11	92	26	14	2,650	2,222,000
14	.....	...	.....	.....	.....	...	1,500	9	...	..	4	10	..	...	.....	23	..	...	.....	.....
15	.....	...	.....	.....	.....	...	.....	4	...	2	1	...	..	...	6	13	..	...	.....	.....
16	.....	..	.....	.....	.....	...	.....	16	...	12	...	...	..	...	1	29	10	...	.....	.....
17	.....	...	.....	.....	.....	...	.....	19	...	11	12	..	..	...	2	44	12	...	.....	.....
18	.....	...	.....	.....	.....	...	.....	13	...	1	2	...	..	...	2	18	5	...	.....	.....
	.....	...	.....	.....	.....	...	3,515	52	...	26	15	...	..	...	11	104	27	...	.....	.....
19	128	...	.....	.....	.....	...	.....	2	4	..	7	32	..	...	12	57	20	...	.....	.....
20	673	...	.....	.....	.....	2	34	1	...	..	5	15	..	2	1	24	..	1	100	1,150
21	2,995	18	2,813	38,160	57,763	8	372	4	...	..	1	30	..	4	64	103	.	5	3,200	41,838
22	321	...	.....	.....	.....	...	.....	1	..	..	...	5	..	1	.....	7	..	...	.....	.....
23	167	..	.....	.....	.....	...	.....	1	...	..	..	7	..	1	.....	9	..	...	.....	.....
24	3,337	29	2,766	37,700	44,898	9	725	3	...	..	9	57	..	1	76	146	..	7	5,000	27,356
25	1,827	2	249	22,988	7,964	2	152	5	...	..	...	27	..	...	11	43	..	5	1,500	20,689
26	1,763	7	889	7,586	22,290	4	162	5	...	..	10	20	..	7	27	69	..	6	2,500	87,124
	11,211	56	6,717	106,434	132,915	25	1,445	22	4	..	32	193	..	16	191	458	20	24	12,300	178,157
27	.....	...	.....	.....	.....	..	.....	4	. .	..	2	5	..	...	.....	11	..	...	.....	.....
28	30,735	...	.....	.....	.....	22	365	10	2	1	7	5	..	1	1	27	10	10	2,500	346,614
29	66,299	1	9	41,378	3,257	39	545	24	6	.	9	3	..	22	3	67	29	18	2,300	4,011,406
30	55,690	1	80	62,068	19,175	43	879	25	2	..	7	4	..	22	4	64	38	17	1,950	1,028,713
	152,724	2	89	103,446	22,432	104	1,779	63	10	1	25	17	..	45	8	169	77	45	6,750	5,386,733
31	.....	...	.....	.....	.....	111	1,436	114	...	..	15	25	..	...	10	164	44	78	10,350	673,015
32	.....	...	.....	.....	.....	...	2,500	32	...	..	8	4	..	...	13	57	..	...	.....	.....
33	.....	...	.....	.....	.....	...	.....	12	...	..	...	18	..	...	.....	30	.	...	.....	.....
34	11,825	8	703	51,480	11,097	33	1,087	12	..	.	6	...	..	6	30	54	3	32	1,200	265,229
35	2,468	8	742	52,894	10,421	9	373	2	...	..	10	1	..	1	20	34	..	8	900	64,352
36	5,223	...	.....	.....	.....	18	384	7	2	..	3	3	..	..	10	25	..	12	1,800	99,945
37	3,923	11	1,136	58,440	12,283	10	257	6	...	..	3	4	..	...	21	34	..	13	1,000	95,490
38	7,426	...	.....	.....	.....	19	463	7	...	..	1	...	3	1	1	13	..	8	1,400	250,073
39	2,391	6	512	28,733	5,582	16	512	3	2	.	6	..	..	..	35	46	..	9	800	79,865
	33,256	33	3,093	191,547	39,383	105	3,076	49	4	..	29	26	3	8	117	236	3	82	7,100	854,954
40	31	..	.....	.....	.....	...	.....	2	...	..	...	2	..	...	1	5	..	...	.....	.....
41	1,742	...	.....	.....	.....	8	304	2	1	..	...	2	3	1	...	9	..	2	400	36,170
42	4,521	...	.....	.....	.....	5	343	...	...	..	2	1	4	...	1	8	.	1	250	42,553
43	7,239	63	4,335	21,276	4,157	58	5,350	7	. .	..	2	6	61	...	134	210	..	3	1,000	14,894
	13,533	63	4,335	21,276	4,157	71	5,997	11	1	..	4	11	68	1	136	232	..	6	1,650	93,617
44	.....	...	.....	.....	.....	...	16,000	172	29	..	17	...	..	...	7	225	..	...	.....	.....
45	.....	...	.....	.....	.....	...	.....	8	...	..	...	...	..	...	10	18	..	...	.....	.....
46	127,608	...	.....	.....	.....	64	1,069	31	..	.	9	...	1	32	5	78	38	33	4,410	1,358,357
47	85,938	...	.....	.....	.....	58	1,126	26	...	..	8	...	..	22	3	59	23	27	3,415	1,074,277
48	41,019	...	.....	.....	.....	17	394	13	...	..	5	...	..	14	3	35	4	15	1,860	522,445
49	63,127	...	.....	.....	.....	37	582	14	...	..	6	...	..	19	4	43	14	24	3,395	720,402
	317,692	...	.....	.....	.....	176	3,171	92	...	..	28	...	1	87	25	233	79	99	13,080	3,675,481
50	.....	...	.....	.....	.....	. .	.....	5	...	..	..	4	..	...	.....	9	..	...	.....	.....
51	2,432	...	.....	.....	.....	2	31	6	..	2	4	2	..	5	.....	19	2	10	1,100	316,540
52	.....	...	.....	.....	.....	...	.....	1	...	..	2	...	.	...	1	4	..	...	.....	.....
53	52,694	3	58	66,640	8,063	65	750	31	5	2	8	23	1	32	4	106	23	31	5,200	1,047,914
54	25,635	4	159	661	14,161	63	866	20	4	2	12	10	2	17	5	72	10	20	3,950	635,364
55	40,064	4	339	154,919	65,454	30	1,169	22	9	4	6	5	2	25	15	88	7	13	10,000	810,034
	120,825	11	556	222,220	87,678	160	2,816	85	18	10	32	44	5	79	25	298	42	74	20,250	2,809,852
56	.....	...	.....	.....	.....	..	.....	6	...	..	...	1	..	...	.....	7	27	...	.....	.....
57	78,375	1	24	.....	29,277	26	430	11	2	..	9	11	..	13	8	54	..	14	2,450	1,433,332
58	95,427	1	46	33,333	38,333	27	540	12	5	2	3	17	.	12	8	59	..	15	2,700	1,533,332
	173,802	2	70	33,333	67,610	53	970	29	7	2	12	29	..	25	16	120	27	29	5,150	2,966,664
59	.....	...	.....	.....	.....	...	.....	4	...	..	3	..	..	...	5	12	..	...	.....	.....
60	34,359	...	.....	.....	.....	5	288	10	...	..	3	...	..	3	6	22	2	...	.....	.....
61	44,635	...	.....	.....	.....	22	490	15	..	1	6	.	..	3	.....	25	8	. .	.....	.....
62	38,351	...	.....	.....	.....	27	405	15	...	..	6	...	..	15	15	51	8	...	.....	.....
63	42,667	...	.....	.....	.....	20	442	14	...	..	2	1	..	10	2	29	10	...	.....	.....
64	58,009	...	.....	.....	.....	38	580	19	...	..	11	..	..	14	36	80	12	...	.....	.....
65	49,218	...	.....	.....	...	34	577	17	...	..	5	...	..	22	9	53	9	...	.....	.....
	267,239	...	.....	.....	.....	146	2,782	94	...	1	36	1	..	67	73	272	49	...	.....	.....
66	.....	...	.....	.....	...	...	.....	..	...	..	...	.....	..	...	.....	.....	..	...	.....	.....
67	.....	...	.....	.....	.....	...	.....	...	...	..	...	...	..	..	.....	.....	..	...	.....	.....
68	.....	...	.....	.....	.....	...	.....	...	...	..	...	..	.	...	.....	.....	..	...	.....	.....
69	.....	...	.....	.....	.....	...	.....	...	...	..	...	...	..	..	.....	.....	..	...	.....	.....
70	.....	...	.....	.....	.....	...	.....	...	...	..	...	...	..	...	.....	.....	..	...	.....	.....
	.....	...	.....	.....	.....	...	3,000	63	15	..	12	24	18	...	13	145	11	...	.....	.....
71	.....	...	.....	.....	.....	...	.....	..	. .	.	...	.	.	...	.....	.....	..	...	.....	.....
72	294	...	.....	.....	.....	..	.....	...	..	..	...	...	.	..	.....	.....	..	...	.....	.....
73	1,330	...	.....	.....	.....	...	.....	...	...	..	..	...	..	..	.....	.....	..	...	.....	.....
	1,624	...	.....	.....	.....	...	.....	...	...	..	...	...	..	...	.....	.....	..	...	.....	.....
74	.....	...	.....	.....	.....	.	.....	...	...	..	..	...	..	..	.....	.....	..	...	.....	.....
75	1,502	...	.....	.....	.....	2	60	1	...	..	...	10	3	...	4	18	..	1	350	27,585

1	2	3	4	5	6	7	8	9	10	11	12	13	14	15	16
	Membership Statistics					Tithes and Offerings								Sabbath School	
NAME OF CONFERENCE OR MISSION	Churches	Membership Beginning of Year	Baptisms & Professions of Faith	Apostasies & Missing	Membership Close of Year	Total Tithe Receipts	Tithe Per Capita	Total Offerings for World Missions, Including Sabbath School	Mission Offerings Per Capita	Contributions for Home Mission Work	Contributions for Local Church Work	Total Contributions for Home & Local Work	Home & Local Contributions Per Capita	No. of Sabbath Schools	Sabbath School Membership
EURO-AFRICA DIVISION (Cont'd)															
76 **EURO-AFRICA DIVISION**	...	...	...	...	...	51,956	...	...	...	...	...	...	...	...	...
77 Angola Union Mission	56	24,182	5,233	274	28,630	247,657	10.96	62,667	2.77	4,417	11,041	15,459	.68	822	46,626
78 *Austrian Union of Churches*	44	2,602	107	40	2,635	546,790	210.90	158,013	61.03	54,590	59,921	114,511	44.23	44	3,136
79 Bulgarian Church	70	2,803	...	...	2,803	...	...	...	...	...	...	...	...	70	2,940
80 Czechoslovakian Union Conf.	129	7,381	300	83	7,421	...	...	...	...	...	...	...	...	190	10,200
81 *Equatorial African Union M.*	62	15,245	1,194	218	16,067	97,642	6.83	18,174	1.27	...	2,397	2,397	.17	263	31,159
82 Franco-Belgian Union Conf.	122	5,563	537	160	6,918	1,592,819	244.15	328,806	50.40	171,986	13,330	185,318	28.41	119	4,377
83 German Democratic Rep. U.C.	327	11,931	270	81	11,706	...	...	...	...	...	29,473	29,473	2.45	345	13,417
84 Hungarian Union Conf.	144	5,485	56	...	5,541	...	...	...	...	...	...	...	...	144	5,541
85 Indian Ocean Union Mission	152	8,615	885	464	9,049	208,212	25.49	63,449	7.77	1,040	5,308	6,350	.78	191	12,412
86 Mozambique Union Mission	44	13,236	1,326	124	14,395	49,000	3.94	39,040	3.14	1,727	2,286	4,015	.32	103	27,026
87 Romanian Union Conf.	520	40,864	...	...	40,864	...	...	...	...	...	...	...	...	512	52,857
88 South German Union Conf.	222	13,135	393	105	13,188	3,385,558	258.99	790,886	60.50	467,949	380,971	848,923	64.94	214	15,047
89 Southern European Union M.	143	11,932	959	230	12,532	1,137,347	99.94	205,073	18.02	30,233	131,612	161,848	14.22	239	12,497
90 Swiss Union Conf.	56	3,968	128	43	4,005	1,488,625	373.89	457,842	115.56	91,045	184,804	275,850	70.23	55	3,543
91 West German Union Conf.	199	12,852	340	101	12,731	3,077,103	237.55	597,468	53.85	229,769	305,787	535,559	41.35	197	15,121
92 *Yugoslavian Union Conf.*	270	10,399	417	130	10,460	...	...	...	...	...	...	...	...	267	10,010
93 North African Mission	5	93	...	...	93	7,483	80.46	1,624	17.46	...	...	...	...	4	...
94 Detached Mission	2	85	3	2	90	7,557	86.91	1,694	19.93	1,151	3,021	4,173	49.09	3	150
DIVISION TOTALS	**2,578**	**191,371**	**11,958**	**1,755**	**199,129**	**11,877,749**	**63.55**	**2,824,736**	**15.11**	**1,053,908**	**1,129,951**	**2,183,897**	**11.68**	**3,782**	**266,059**
FAR EASTERN DIVISION															
1 **Central Philippine Union Mission**	...	...	...	...	...	...	...	...	...	...	...	...	...	...	...
2 Central Visayan Mission	52	9,287	716	...	10,000	...	...	...	...	2,564	576	3,141	...	118	13,675
3 East Visayan Mission	51	8,095	1,037	320	8,700	...	...	...	...	1,641	3,805	5,447	...	133	6,885
4 Negros Mission	103	11,873	1,152	63	12,938	...	...	...	...	1,238	467	1,706	...	135	16,246
5 West Visayan Mission	87	9,565	845	183	10,156	...	...	...	...	310	1,634	1,945	...	135	13,299
Totals	293	38,820	3,750	566	41,794	253,427	6.73	51,825	1.38	5,753	6,482	12,239	.33	521	50,105
6 **East Indonesia Union Mission**	...	...	...	...	...	...	...	...	...	...	...	...	...	...	...
7 Ambon Mission	19	1,096	90	...	1,204	...	...	...	...	111	1,163	1,274	...	29	1,516
8 Cantral Sulawesi Mission	13	754	61	27	790	...	...	...	...	...	...	...	...	12	1,025
9 Irian Jaya Mission	17	1,161	261	40	1,412	...	...	...	...	...	...	...	...	16	2,764
10 North Minahasa Mission	58	6,506	613	48	7,067	...	...	...	...	3,952	6,437	10,400	...	57	7,338
11 Sangir Talaud Mission	29	1,037	137	28	1,144	...	...	...	...	112	216	329	...	30	1,119
12 South Minahasa Mission	125	10,397	755	93	11,144	...	...	...	...	...	...	...	...	128	14,509
13 South Sulawesi Mission	17	1,022	106	2	1,144	...	...	...	...	3,134	2,327	5,461	...	23	1,299
Totals	278	21,973	2,023	238	23,905	134,724	6.41	51,825	2.47	7,319	10,143	17,464	.83	295	29,571
14 **Japan Union Mission**	...	...	...	...	...	...	...	...	...	...	...	...	...	...	...
15 Hokkaido Mission	5	274	24	4	278	...	...	...	...	15,281	9,390	24,672	...	7	337
16 North Japan Mission	35	4,213	158	11	4,256	...	...	...	...	56,429	365,588	432,018	...	56	3,710
17 Okinawa Mission	12	1,174	50	102	1,044	...	...	...	...	35,965	114,648	150,613	...	13	903
18 South Japan Mission	29	2,111	89	...	2,193	...	...	...	...	35,391	154,707	190,099	...	40	1,911
Totals	81	7,772	321	117	7,771	950,460	123.61	240,806	31.32	153,056	644,333	797,402	103.71	116	6,861
19 **Korean Union Mission**	...	...	...	...	...	...	...	...	...	...	...	...	...	...	...
20 Central Korean Mission	96	15,918	1,348	43	17,244	...	...	...	...	48,750	54,000	102,750	...	193	14,813
21 Middle West Korean Mission	50	4,668	349	2,627	2,400	...	...	...	...	5,625	41,000	47,625	...	123	5,147
22 North Korean Mission	26	866	...	...	866	...	...	...	...	...	...	...	...	...	...
23 South East Korean Mission	57	3,795	364	360	3,881	...	...	...	...	4,437	7,650	12,087	...	129	5,663
24 South West Korean Mission	30	1,848	186	...	2,035	...	...	...	...	3,225	1,250	4,475	...	91	4,120
Totals	259	27,095	2,247	3,030	25,206	413,314	16.16	59,750	2.34	63,037	103,900	166,937	6.53	536	29,743
25 **North Philippine Union Mission**	...	...	...	...	...	...	...	...	...	...	...	...	...	...	...
26 Central Luzon Mission	188	17,802	1,430	207	18,942	...	...	...	...	5,978	3,798	9,777	...	195	29,857
27 *Mountain Provinces Mission*	24	2,215	238	...	2,452	...	...	...	...	1,451	685	2,137	...	30	2,942
28 Northern Luzon Mission	168	13,807	1,032	52	14,763	...	...	...	...	8,738	2,998	11,736	...	226	16,385
29 South-Central Luzon Mission	154	10,226	946	112	11,016	...	...	...	...	6,533	5,693	12,227	...	202	14,713
30 Southern Luzon Mission	81	6,800	515	347	6,937	...	...	...	...	3,986	2,479	6,456	...	112	7,242
Totals	615	50,850	4,161	718	54,112	533,168	10.71	134,445	2.70	26,686	15,653	42,343	.85	765	71,139
31 **South China Island Union**	...	...	...	...	...	...	...	...	...	...	...	...	...	...	...
32 Hong Kong-Macao Mission	13	2,981	116	5	3,120	...	...	...	...	3,714	18,666	22,380	...	21	3,179
33 Tei An Mission	14	3,153	58	686	2,472	...	...	...	...	774	5,627	6,402	...	71	3,725
34 Tai Ping Mission	10	2,143	134	178	2,084	...	...	...	...	3,623	18,671	22,295	...	20	860
Totals	37	8,287	308	869	7,676	200,541	24.56	73,274	8.97	8,111	42,963	51,077	6.25	112	7,765
35 **South Philippine Union Mission**	...	...	...	...	...	...	...	...	...	...	...	...	...	...	...
36 Davao Mission	65	12,178	1,562	4	13,734	...	...	...	...	1,474	6,263	7,737	...	178	24,419
37 Northeastern Mindanao Mission	46	6,000	1,086	1,839	5,247	...	...	...	...	1,826	598	2,427	...	108	5,954
38 Northern Mindanao Mission	65	13,212	1,265	177	14,234	...	...	...	...	1,580	817	2,397	...	157	15,535
39 Southern Mindanao Mission	71	9,345	808	10	10,132	...	...	...	...	9,563	4,969	14,533	...	128	10,404
40 Western Mindanao Mission	98	15,768	1,157	1,874	14,039	...	...	...	...	1,722	5,282	8,005	...	207	15,984
Totals	345	56,503	5,880	3,904	57,386	401,318	7.30	92,057	1.67	16,167	18,929	35,099	.64	788	72,296
41 **Southeast Asia Union Mission**	...	...	...	...	...	...	...	...	...	...	...	...	...	...	...
42 Sabah Mission	54	6,101	372	1	6,471	...	...	...	...	1,048	11,875	12,923	...	111	8,678
43 Sarawak Mission	36	3,301	276	...	3,577	...	...	...	...	477	3,824	4,301	...	63	6,121
44 *Thailand Mission*	8	1,655	239	55	1,841	...	...	...	...	1,490	24,808	26,299	...	20	1,651
45 Vietnam Mission	18	2,897	462	109	3,238	...	...	...	...	1,345	1,490	2,835	...	30	3,508
46 West Malaysia-Singapore Mission	18	3,458	130	93	3,440	...	...	...	...	6,872	87,620	94,492	...	24	2,462
Totals	134	17,432	1,479	259	18,567	427,280	24.97	99,558	5.82	11,232	129,817	140,850	8.23	248	22,420
47 **West Indonesia Union Mission**	...	...	...	...	...	...	...	...	...	...	...	...	...	...	...
48 *Central Java Mission*	25	2,907	211	145	3,019	...	...	...	...	...	...	...	...	24	2,901
49 Central Sumatra Mission	35	1,632	155	...	1,766	...	...	...	...	...	...	...	...	46	2,403
50 East Java Mission	39	3,808	301	...	4,109	...	...	...	...	...	...	...	...	46	3,309
51 Kalimantan Mission	15	688	163	...	851	...	...	...	...	...	...	...	...	18	1,159
52 North Sumatra Mission	97	6,854	518	...	7,464	...	...	...	...	73	341	414	...	154	11,427
53 Nusa Tenggara Mission	21	1,826	231	...	2,057	...	...	...	...	...	...	...	...	21	2,989
54 South Sumatra Mission	16	1,515	92	...	1,507	...	...	...	...	113	120	234	...	27	1,965
55 West Java Mission	27	2,585	108	2	2,677	...	...	...	...	2,562	9,426	11,968	...	27	4,108
Totals	275	21,825	1,780	147	23,572	239,294	10.64	25,649	1.14	2,748	9,887	12,636	.56	363	30,271
56 **Detached Mission**	...	...	...	...	...	...	...	...	...	...	...	...	...	...	...
57 SDA Mission-Guam/Micronesia	8	946	30	47	926	...	...	...	...	5,885	21,693	27,579	...	11	726
Totals	8	946	30	47	926	196,579	214.37	65,213	71.12	5,885	21,693	27,579	30.08	11	726

	Statistics	Elementary School Statistics				M. V. Societies		Denominational Workers											Church Properties		
	17	18	19	20	21	22	23	24	25	26	27	28	29	30	31	32	33	34	35	36
	Total Sabbath School Offerings for World Missions	Elementary Schools	Elementary School Enrollment	Estimated Value of Elementary School Buildings and Equipment	Total Operating Expenses of Elementary Schools	M. V. Societies	M. V. Society Membership	Ordained Ministers	Credentialed Missionaries	Credentialed Bible Instructors	Licensed Ministers	Licensed Missionaries	Licensed Bible Instructors	Cred. or Lic. Literature Evangelists	All Other Regular Workers	Total Active Workers	Total Honorary Credentialed Workers	Church Buildings	Approximate Seating Capacity of Church Buildings	Estimated Value of Church Properties
76	.....	...	.....	.....	.....	...	.....	49	53	..	4	79	..	...	507	692	9	...	.....	.....
77	38,559	132	9,510	100,560	6,800	282	6,370	66	...	..	57	98	261	8	140	630	2	27	5,400	406,050
78	74,426	...	....	.....	.....	60	607	23	2	..	2	23	9	22	11	92	26	14	2,650	2,222,000
79	.....	...	... .	.....	.....	..	1,500	9	...	..	4	10	..	...	.....	23	..	...	.....	.....
80	.....	...	....	.....	.....	...	3,515	52	..	26	15	...	..	..	11	104	27	...	.....	.....
81	11,211	56	6,717	106,434	132,915	25	1,445	22	4	..	32	193	..	16	191	458	20	24	12,300	178,157
82	152,724	2	89	103,446	22,432	104	1,779	63	10	1	25	17	..	45	8	169	77	45	6,750	5,386,733
83	.... .	..	. ...	.....	.....	111	1,436	114	...	.	15	25	..	...	10	164	44	78	10,350	873,015
84	.....	..	....	.....	.....	...	2,500	32	...	..	8	4	..	...	13	57	..	...	.....	.....
85	33,256	33	3,093	191,547	39,883	105	3,076	49	4	.	29	26	3	8	117	236	3	82	7,100	854,954
86	13,533	63	4,335	21,276	4,157	71	5,997	11	1	..	4	11	68	1	136	232	..	6	1,650	93,617
87	.....	...	. ...	.....	.....	...	16,000	172	29	..	17	..	.	...	7	225	60	...	.....	.....
88	317,692	...	.....	.....	.....	176	3,171	92	...	..	28	..	1	87	25	233	89	99	13,080	3,675,481
89	120,825	11	556	222,220	87,678	160	2,816	85	18	10	32	44	5	79	25	298	42	74	20,250	2,809,852
90	173,802	2	70	33,333	67,610	53	970	29	7	2	12	29	..	25	16	120	27	29	5,150	2,966,664
91	267,239	...	.....	.....	.....	146	2,782	94	. .	1	36	1	..	67	73	272	49	. .	.....	.....
92	.....	..	....	.....	....	..	3,000	63	15	..	12	24	18	..	13	145	11	...	. ...	.....
93	1,624	...	.....	.....	.....	...	....	...	. .	..	...	...	..	...	.....	.....	..	...	.....	.....
94	1,502	...	.....	.....	.....	2	60	1	...	..	...	10	3	...	4	18	.	1	350	27,585
	1,206,393	299	24,370	778,816	361,475	1,295	57,024	1,026	143	40	332	594	368	358	1,307	4,168	476	479	85,030	19,494,108
1	.. ..	...	.....	.....	.....	..	.....	10	17	..	...	73	.	...	110	210	23	...	.....	.....
2	....	11	373	12,835	5,347	..	.....	10	3	..	6	27	..	112	5	163	..	81	10,200	52,238
3	.....	4	118	3,731	3,572	...	...	6	2	..	5	10	..	32	.....	55	..	75	10,000	29,850
4	.....	16	606	3,731	5,223	...	.....	8	2	..	10	42	1	93	.....	156	..	130	22,000	20,149
5	.....	16	443	9,253	7,492	..	. ...	9	3	..	8	20	1	68	16	125	..	127	11,200	32,089
	25,804	47	1,540	29,550	21,634	528	17,569	43	27	..	29	172	2	305	131	709	23	413	53,400	134,326
6	.....	...	.....	.....	....	. .	. ...	10	6	..	1	20	..	..	.....	37	4	...	.....	.....
7	.....	2	120	1,500	1,750	...	.....	6	4	..	3	6	.	8	1	28	..	13	1,500	25,000
8	....	2	77	1,500	1,500	...	.....	3	...	.	3	3	..	1	4	14	..	10	1,500	30,000
9	.....	6	172	3,500	2,000	...	.....	6	1	6	3	3	4	...	12	35	.	15	1,500	50,000
10	.....	21	628	10,000	3,000	. .	.....	11	10	..	12	38	..	19	.....	90	.	53	7,800	200,000
11	.....	1	52	1,500	1,500	..	.. ..	3	1	..	3	3	..	...	2	12	..	22	1,100	20,000
12	.....	26	1,255	11,000	3,500	...	....	13	..	..	11	19	1	37	52	133	..	120	11,000	250,000
13	....	2	210	6,000	1,750	...	.. ..	5	1	..	10	..	1	...	21	38	..	15	1,500	25,000
	17,541	60	2,514	35,000	15,000	263	8,200	57	23	6	46	92	6	65	92	387	4	248	25,900	600,000
14	....	. .	.....	.....	.....	. .	.....	20	84	3	12	125	1	...	193	436	14	...	200	60,000
15	....	2	14	36,923	5,434	...	....	2	2	..	4	4	1	8	....	21	..	4	320	129,230
16	.....	3	163	154,696	104,181	..	.....	24	11	3	7	35	..	23	3	106	..	32	6,200	757,575
17	....	1	45	127,000	27,828	...	.....	8	4	2	8	10	2	8	81	123	..	7	750	98,152
18	.....	2	116	206,333	108,428	...	.....	14	4	.	9	23	..	24	1	75	..	27	1,840	375,000
	75,753	8	358	526,952	245,871	69	910	68	105	8	40	197	4	63	278	763	14	70	9,310	1,419,957
19	.....	...	.....	.....	... .	...	.....	28	18	..	10	79	..	...	360	495	36	...	.....	.....
20	.....	6	838	.....	. ...	...	.. ..	32	11	..	30	57	..	34	28	192	..	131	17,300	546,625
21	.....	4	286	.....	.... .	...	.....	11	3	..	12	14	..	18	.....	58	.	129	7,760	101,575
22	....	...	.....	.....	.....	...	. ...	...	...	..	...	...	..	...	.....	.....	..	...	.....	.....
23	.....	2	87	.....	.. ..	...	.....	14	2	..	19	13	..	23	7	78	..	67	6,120	116,250
24	.....	1	109	.....	....	...	.....	10	2	..	9	12	..	15	12	60	..	70	4,350	104,400
	50,666	13	1,320	.....	.....	357	10,155	95	36	..	80	175	..	90	407	883	36	397	35,530	868,850
25	.....	..	....	.....	.....		. ...	41	78	2	1	253	..	...	285	660	37	...	.....	.....
26	...	36	2,543	69,039	41,633	...	.....	25	41	3	17	84	4	239	21	434	..	147	30,280	291,439
27	.....	6	192	597	3,796	...	.....	6	8	1	..	21	..	15	1	52	.	24	1,300	17,164
28	. ...	25	1,213	3,497	1,320	..	.....	16	8	.	13	73	2	128	....	240	..	178	25,000	13,059
29	....	16	1,112	22,835	26,417	...	.....	14	20	1	14	28	..	55	6	138	..	150	150,000	179,104
30	.....	13	326	2,500	5,261	...	....	8	6	1	6	20	1	40	1	83	..	71	6,000	27,205
	53,677	98	5,386	98,468	78,427	570	13,441	110	161	8	51	479	7	477	314	1,607	37	570	212,580	527,971
31	....	. .	.....	. ...	. ...	...	.. ..	16	54	2	14	156	..	..	126	368	22	. .	.....	.....
32	. ...	4	25	2,500	9,000	...	.....	8	10	..	6	48	3	1	.... .	76	..	3	2,000	289,473
33	....	..	. ..	. ...	. ...	..	.... .	6	...	.	10	20	4	..	.....	40	..	56	3,380	52,550
34	. ...	1	6	2,000	3,000	..	.....	3	2	..	7	2	7	8	3	32	..	14	2,850	263,589
	34,408	5	31	4,500	12,000	80	964	33	66	2	37	226	14	9	129	516	22	73	8,230	605,612
35	.....	...	.....	.....	.....	...	....	20	33	..	1	76	..	..	70	200	9	...	.....	. ...
36	.....	9	788	14,626	14,041	...	.....	9	6	.	3	30	1	70	22	141	6	176	18,500	119,402
37	.....	3	436	7,276	2,240	...	.....	6	1	..	4	13	..	57	7	88	3	102	9,930	61,313
38	.. ..	9	1,845	24,731	11,252	...	...	12	13	..	7	43	1	92	22	190	12	142	30,000	26,865
39	....	9	746	3,059	2,686	. .	. ...	8	2		3	36	1	92	7	149	3	118	12,500	54,477
40	.....	8	506	10,447	3,541	...	....	10	3	.	11	25	..	169	15	233	2	156	31,200	55,702
	52,973	38	4,321	60,139	33,760	706	27,427	65	58	..	29	223	3	480	143	1,001	35	694	102,130	317,759
41	.....	...	.....	.....	. ...	...	. ...	24	56	3	22	221	4	...	963	1,293	25	...	.....	.....
42	.....	12	613	8,125	28,787	..	. ...	8	5	1	1	24	.	24	43	106	..	33	3,500	83,547
43	. ...	6	361	15,626	27,450	. .	. ...	6	11	2	5	38	13	...	5	80	..	51	7,660	28,257
44	.....	6	944	50,000	92,207	...	.... .	9	20	..	12	33	2	6	18	100	..	10	2,405	148,255
45	.....	14	2,734	66,408	16,967	...	.....	11	5	..	7	52	..	47	11	133	.	16	1,710	7,180
46	.....	1	163	385	11,465	...	.... .	9	9	..	13	...	1	15	.....	47	..	13	2,690	331,399
	58,301	39	4,815	140,544	176,876	97	4,035	67	106	6	60	368	20	92	1,040	1,759	25	123	17,965	598,618
47	.....	..	.....	.....	.....	..	.....	17	23	..	5	149	..	...	122	316	32	...	.....	.....
48	.....	8	810	.....	.....	...	.....	14	9	..	10	46	..	41	47	167	..	15	1,600	75,000
49	.....	2	177	.. ..	.....	.	. ....	6	1	.	5	3	2	16	2	35	..	20	1,300	35,000
50	.. ..	4	277	.....	.....	...	.....	12	5	..	12	15	..	35	11	90	..	15	2,550	75,000
51	.....	3	282	.... .	.....	...	. ....	4	4	.	9	9	..	4	4	34	..	6	1,025	30,000
52	.....	49	2,751	.....	.....	..	.....	16	19	..	6	36	..	34	14	127	.	83	5,000	115,000
53	....	3	226	.....	....	..	.....	5	2	..	3	10	.	3	2	25	..	4	500	10,000
54	.....	6	507	.....	. ...	..	.....	8	5	..	4	10	..	18	11	56	..	7	1,100	27,000
55	.....	7	657	. ...	. ...	...	.....	16	1	1	7	7	..	40	24	96	..	12	2,600	95,000
	24,647	82	5,687	.....	.....	187	10,520	98	69	1	61	287	2	191	237	946	32	162	15,675	462,000
56	.....	...	.....	.....	.....	...	....	.	...	..	...	...	..	...	.....	.....	..	...	.....	.....
57	....	4	224	80,000	63,609	...	.....	8	5	..	13	22		...	24	72	..	10	2,050	1,300,000
	23,198	4	224	80,000	63,609	6	332	8	5	..	13	22	..	...	24	72	..	10	2,050	1,300,000

1	2	3	4	5	6	7	8	9	10	11	12	13	14	15	16
	Membership Statistics					Tithes and Offerings								Sabbath School	
NAME OF CONFERENCE OR MISSION	Churches	Membership Beginning of Year	Baptisms & Professions of Faith	Apostasies & Missing	Membership Close of Year	Total Tithe Receipts	Tithe Per Capita	Total Offerings for World Missions, Including Sabbath School	Mission Offerings Per Capita	Contributions for Home Mission Work	Contributions for Local Church Work	Total Contributions for Home & Local Work	Home & Local Contributions Per Capita	No. of Sabbath Schools	Sabbath School Membership
FAR EASTERN DIVISION (Cont'd)															
58 **FAR EASTERN DIVISION**	...	...	...	...	...	...	...	...	...	...	...	...	...	...	...
59 Central Philippine Union	293	38,820	3,750	566	41,794	253,427	6.73	61,826	1.38	5,753	6,482	12,239	.33	521	50,105
60 East Indonesia Union	278	21,973	2,023	238	23,905	134,724	6.41	19,412	2.47	7,319	10,143	17,464	.83	295	29,571
61 Japan Union	81	7,772	321	117	7,771	950,460	123.61	240,806	31.32	153,066	644,333	797,402	103.71	116	6,881
62 Korean Union	259	27,095	2,247	3,030	26,206	413,314	16.16	59,750	2.34	63,037	103,900	166,937	6.53	536	29,743
63 North Philippine Union	615	50,850	4,161	718	54,112	533,168	10.71	134,445	2.70	26,686	15,653	42,343	.85	765	71,139
64 South China Island Union	37	8,287	308	869	7,676	200,541	24.56	73,274	8.97	8,111	42,963	51,077	6.25	112	7,765
65 South Philippine Union	345	56,503	5,880	3,904	57,386	401,318	7.30	92,057	1.67	16,167	18,929	35,099	.64	788	72,296
66 Southeast Asia Union	134	17,432	1,479	259	18,567	427,280	24.97	99,558	5.82	11,232	129,617	140,850	8.23	248	22,420
67 *West Indonesia Union*	275	21,625	1,780	147	23,572	239,294	10.64	25,649	1.14	2,748	9,887	12,636	.56	363	30,271
68 Detached Mission	10	946	30	47	926	196,579	214.37	65,213	71.12	5,885	21,693	27,579	30.08	11	726
DIVISION TOTALS	**2,327**	**251,503**	**21,979**	**9,895**	**261,915**	**3,750,105**	**15.28**	**861,989**	**3.51**	**300,004**	**1,003,600**	**1,303,626**	**5.31**	**3,755**	**320,897**
INTER-AMERICAN DIVISION															
1 **Antillian Union Conf**	...	...	...	...	...	7,345	...	...	...	...	...	...	...	...	...
2 Central Dominican Conf	52	10,737	1,258	431	11,565	272,461	27.31	35,237	3.53	...	...	...	...	119	22,126
3 East Puerto Rico Conf	90	8,125	1,251	532	8,794	1,251,360	166.40	219,033	29.13	76,420	270,943	347,363	46.19	95	8,585
4 North Dominican Mission	36	5,509	1,305	57	6,749	100,613	22.14	13,863	3.04	...	...	...	...	84	7,304
5 West Puerto Rico Conf	73	6,334	983	396	6,914	751,305	125.43	123,710	20.65	54,832	73,160	127,992	21.37	73	7,881
Totals	251	30,705	4,797	1,416	34,023	2,383,284	84.99	391,843	13.97	131,252	344,103	475,355	16.95	371	45,896
6 **Caribbean Union Conf**	...	...	...	...	...	...	...	...	...	...	...	...	...	...	...
7 East Caribbean Conf	87	14,365	2,071	393	15,554	810,694	59.68	180,200	13.26	4,500	322,762	327,283	24.09	106	17,347
8 Guyana Mission	57	8,849	916	115	9,589	164,019	19.52	33,990	4.04	11,941	39,330	51,272	6.10	81	9,345
9 South Caribbean Conf	125	17,733	2,816	959	19,501	607,247	35.94	139,627	8.26	10,320	259,122	269,442	15.95	148	18,620
10 Surinam Mission	9	839	108	169	799	35,396	47.07	15,272	20.31	1,431	2,264	3,696	4.91	12	869
Totals	278	41,786	5,911	1,636	45,443	1,617,356	40.81	369,089	9.31	28,192	623,498	651,693	16.44	347	46,181
11 **Central American Union Mission**	...	...	...	...	...	16,688	...	...	...	...	...	...	...	...	...
12 British Honduras Mission	20	2,115	242	100	2,245	51,631	236.10	9,153	4.22	5,879	6,446	12,326	5.69	34	2,115
13 *Costa Rica Mission*	39	2,848	440	...	3,295	68,734	25.94	15,378	5.80	1,306	...	1,306	.49	39	2,962
14 El Salvador Mission	46	5,524	1,256	317	6,316	84,068	17.96	13,041	2.79	1,910	3,895	5,806	1.24	95	5,270
15 *Guatemala Mission*	53	9,219	1,088	214	9,968	109,524	11.78	15,624	1.68	1,273	3,837	5,110	.55	148	8,237
16 Honduras Mission	30	5,335	687	40	6,192	123,079	26.22	15,205	3.24	1,624	1,869	3,493	.74	71	6,021
17 Nicaragua Mission	19	2,952	800	7	3,745	66,537	24.17	5,087	1.85	31,594	8,971	40,566	14.74	30	2,660
18 Panama Conf	63	5,744	828	168	6,397	238,355	43.79	32,688	6.01	24,552	55,620	80,172	14.73	97	7,204
Totals	270	33,737	5,541	846	38,158	758,566	23.94	106,176	3.35	68,138	80,639	148,779	4.70	514	34,469
19 **Colombia-Venezuela Union Miss.**	...	...	...	...	...	...	...	...	...	...	...	...	...	...	...
20 Atlantic Colombia Mission	31	6,750	550	29	7,258	66,845	10.42	12,705	1.98	6,382	4,201	10,583	1.65	136	8,942
21 Colombian Islands Mission	5	450	38	...	488	10,106	23.39	1,270	2.94	555	2,239	2,795	6.47	5	557
22 East Venezuela Mission	30	4,568	430	78	4,882	269,647	64.28	46,566	11.10	7,458	37,777	45,235	10.78	56	6,924
23 Netherlands Antilles Mission	15	1,387	203	39	1,541	125,924	95.83	42,658	32.46	11,072	75,512	86,585	65.89	15	2,332
24 *Pacific Colombia Mission*	29	6,263	907	48	7,066	99,422	17.17	17,401	3.00	558	8,870	9,428	1.63	62	5,122
26 Upper Magdalena Conf	66	19,953	2,824	105	22,616	255,668	13.62	35,266	1.88	10,896	27,627	38,523	2.05	290	20,099
26 *West Venezuela Mission*	28	5,031	753	109	5,678	185,472	39.63	34,594	7.39	6,288	9,094	15,383	3.29	71	7,605
Totals	204	44,422	5,705	408	49,529	1,013,084	24.35	190,460	4.58	43,209	165,320	208,532	5.01	635	51,581
27 **Franco-Haitian Union Mission**	...	...	...	...	...	3,548	...	...	...	...	...	...	...	...	...
28 *French Guyana Mission*	3	470	17	4	470	41,074	88.71	14,154	30.57	2,951	1,544	4,495	9.71	10	630
29 Guadeloupe Mission	23	3,625	297	101	3,793	292,409	87.29	71,085	21.22	11,044	23,836	34,881	10.41	42	4,909
30 Martinique Mission	43	5,174	735	73	5,785	436,206	93.27	96,158	20.56	11,031	145,681	156,712	33.51	63	8,719
31 North Haiti Mission	46	25,035	4,003	153	28,833	112,481	4.90	19,880	.87	780	...	780	.03	221	36,638
32 South Haiti Mission	37	14,739	2,153	51	16,773	138,412	10.27	22,684	1.68	21,744	8,701	28,446	2.11	170	20,833
Totals	152	49,043	7,205	382	55,654	1,024,130	22.79	223,961	4.98	47,550	177,762	225,314	5.01	506	71,729
33 **Mexican Union Mission**	...	...	...	...	...	21,594	...	...	...	...	...	...	...	...	...
34 Central Mexican Mission	30	5,234	625	51	5,803	225,210	45.96	41,602	8.49	16,614	15,534	32,148	6.56	84	6,403
35 Inter-Oceanic Mission	51	7,037	1,029	313	7,677	149,713	22.75	30,821	4.69	4,894	3,997	8,892	1.35	192	12,316
36 North Mexican Mission	38	6,559	494	101	6,924	223,079	36.06	41,223	6.66	1,497	51,377	52,874	8.55	176	6,875
37 *Pacific Mexican Mission*	33	3,694	395	151	3,901	210,135	63.56	31,211	9.44	10,895	16,800	29,695	8.98	76	4,296
38 South Mexican Mission	59	19,355	3,796	388	22,641	219,464	12.19	46,470	2.59	14,840	8,248	23,088	1.28	622	36,865
39 *Southeast Mexican Mission*	72	16,527	2,111	535	17,912	287,140	19.12	50,750	3.38	20,845	11,080	31,925	2.13	427	23,553
Totals	283	58,406	8,450	1,639	64,858	1,336,335	24.76	244,077	4.52	69,585	109,036	178,622	3.31	1,577	90,308
40 **West Indies Union Conf**	...	...	...	...	...	16,867	...	26	...	...	...	...	...	...	...
41 *Bahamas Conf*	29	3,075	413	20	3,463	259,712	88.73	57,370	19.60	5,824	19,566	25,390	8.67	29	2,805
42 Cayman Islands Mission	6	615	43	7	651	63,142	108.12	12,400	21.23	...	...	...	...	6	557
43 Central Jamaica Conf	155	20,005	1,896	317	21,385	389,817	20.43	87,814	4.60	...	...	...	...	169	18,512
44 East Jamaica Conf	80	20,681	2,173	339	22,303	454,554	22.92	71,103	3.59	...	...	...	...	86	31,048
45 Turks & Caicos Mission	3	63	...	...	63	7,317	126.16	566	9.76	...	...	...	...	4	180
46 West Jamaica Conf	134	23,727	2,233	304	25,540	383,246	17.08	71,942	3.21	...	2,661	2,661	.12	150	28,057
Totals	407	68,166	6,758	987	73,405	1,574,657	24.26	301,221	4.64	5,824	22,227	28,051	.43	444	81,159
47 **Detached Mission**	...	...	...	...	...	...	...	...	...	...	...	...	...	...	...
48 Cuba	108	8,077	721	...	8,798	...	...	...	...	...	...	...	...	146	8,890
Totals	108	8,077	721	...	8,798	...	...	...	...	...	...	...	...	146	8,890
49 **INTER-AMERICAN DIVISION**	1	53	...	...	60	63,286	...	3,056	...	...	...	...	...	...	...
50 Antillian Union Conf.	251	30,705	4,797	1,416	34,023	2,383,284	84.99	391,843	13.97	131,252	344,103	475,355	16.95	371	45,896
51 *Caribbean Union Conf.*	278	41,786	5,911	1,636	45,443	1,617,356	40.81	369,089	9.31	28,192	623,498	651,693	16.44	347	46,181
52 Central American Union Miss.	270	33,737	5,541	846	38,158	768,566	23.94	106,178	3.35	68,138	80,539	148,779	4.70	514	34,469
53 Colombia-Venezuela Union Miss.	204	44,422	5,705	408	49,529	1,013,084	24.35	190,460	4.58	43,209	165,320	208,532	5.01	635	51,581
54 Franco-Haitian Union Mission	152	49,043	7,205	382	55,654	1,024,130	22.79	223,961	4.98	47,550	177,762	225,314	5.01	506	71,729
55 Mexican Union Mission	283	58,406	8,450	1,639	64,858	1,336,335	24.76	244,077	4.52	69,585	109,036	178,622	3.31	1,577	90,308
56 West Indies Union Conf	407	68,166	6,758	987	73,405	1,574,657	24.26	301,221	4.64	5,824	22,227	28,051	.43	444	81,159
57 Detached Mission	108	8,077	721	...	8,798	...	...	...	...	...	...	...	...	146	8,890
DIVISION TOTALS	**1,954**	**334,395**	**45,088**	**7,314**	**369,928**	**9,770,698**	**31.28**	**1,829,883**	**5.86**	**393,750**	**1,522,585**	**1,916,346**	**6.14**	**4,540**	**430,213**

Statistical Report for 1973

	Statistics	Elementary School Statistics				M. V. Societies		Denominational Workers										Church Properties		
	17	18	19	20	21	22	23	24	25	26	27	28	29	30	31	32	33	34	35	36
	Total Sabbath School Offerings for World Missions	Elementary Schools	Elementary School Enrollment	Estimated Value of Elementary School Buildings and Equipment	Total Operating Expenses of Elementary Schools	M. V. Societies	M. V. Society Membership	Ordained Ministers	Credentialed Missionaries	Credentialed Bible Instructors	Licensed Ministers	Licensed Missionaries	Licensed Bible Instructors	Cred. or Lic. Literature Evangelists	All Other Regular Workers	Total Active Workers	Total Honorary Credentialed Workers	Church Buildings	Approximate Seating Capacity of Church Buildings	Estimated Value of Church Properties
58	.....	1	29	36,665	4,205	...	.....	23	13	..	...	37	..	...	.....	73	..	...	.....	.....
59	25,804	47	1,540	29,550	21,634	528	17,569	43	27	..	29	172	2	305	131	709	23	413	53,400	134,326
60	17,541	60	2,514	35,000	15,000	263	8,200	57	23	6	46	92	6	65	92	387	4	248	25,900	600,000
61	75,753	8	358	526,952	245,671	69	910	68	105	8	40	197	4	63	278	763	14	70	9,310	1,419,957
62	50,666	13	1,320	.....	.....	357	10,155	95	36	..	80	175	..	90	407	883	36	397	35,530	868,850
63	53,677	98	5,386	98,468	78,427	570	13,441	110	161	8	51	479	7	477	314	1,507	37	570	212,580	527,971
64	34,408	5	31	4,500	12,000	80	964	33	66	2	37	226	14	9	129	516	22	73	8,230	606,612
65	52,973	38	4,321	60,139	33,750	706	27,427	65	58	..	29	223	3	480	143	1,001	35	694	102,130	317,759
66	58,301	39	4,815	140,544	176,876	97	4,035	67	106	5	60	358	20	92	1,040	1,759	25	123	17,955	598,618
67	24,647	82	5,687	.....	.....	187	10,520	98	69	1	61	287	2	191	237	946	32	162	15,675	462,000
68	23,198	4	224	80,000	63,609	6	332	8	5	..	13	22	..	...	24	72	..	10	2,050	1,300,000
	416,968	**395**	**26,225**	**1,011,819**	**651,382**	**2,853**	**93,553**	**667**	**659**	**31**	**446**	**2,278**	**58**	**1,772**	**2,795**	**8,716**	**228**	**2,760**	**482,770**	**6,835,093**
1	.....	...	.....	.....	.....	..	.....	19	33	..	15	159	..	...	.....	226	11	...	.....	.....
2	20,917	36	4,073	90,000	75,000	83	5,285	9	1	1	8	17	..	9	30	75	..	75	13,000	450,000
3	157,323	14	1,768	225,000	150,000	127	3,618	22	35	1	26	46	8	28	42	208	..	108	11,195	1,485,500
4	9,578	22	1,397	.....	.....	58	4,752	10	1	.	4	8	..	8	5	36	..	...	.....	...
5	86,139	6	602	120,000	115,000	119	3,150	28	4	..	27	40	2	10	22	133	..	56	7,400	870,000
	273,957	**78**	**7,840**	**435,000**	**340,000**	**387**	**16,806**	**88**	**74**	**2**	**80**	**270**	**10**	**55**	**99**	**678**	**11**	**239**	**31,595**	**2,806,500**
6	.....	...	.....	.....	.....	...	.....	15	27	..	5	32	..	..	156	235	7	...	.....	.....
7	92,093	13	1,932	425,000	164,288	96	1,599	28	19	3	10	89	.	8	9	166	..	89	19,000	2,300,000
8	13,601	10	838	7,674	33,037	51	1,182	13	11	2	7	35	2	5	79	154	..	53	15,675	93,023
9	61,975	21	3,480	310,000	240,000	168	2,798	28	24	4	11	28	3	36	146	280	.	108	18,560	714,574
10	4,299	3	468	19,908	7,731	5	165	3	1	.	3	23	..	3	.....	33	..	6	1,200	42,857
	171,968	**47**	**6,718**	**762,582**	**445,056**	**320**	**5,744**	**87**	**82**	**9**	**36**	**207**	**5**	**52**	**390**	**868**	**7**	**256**	**54,435**	**3,150,554**
11	.....	...	.....	.....	.....	...	.....	18	19	..	...	7	55	..	1	100	5	...	.....	.....
12	6,014	8	509	26,731	24,791	20	820	5	3	..	2	13	..	...	23	46	..	21	3,000	92,606
13	6,795	2	150	3,171	.....	22	424	3	...	..	3	3	.	3	....	12	..	30	7,000	130,237
14	7,405	3	311	15,000	2,500	40	1,033	11	5	..	1	19	..	6	.....	42	..	42	4,000	56,698
15	11,828	4	350	15,600	16,000	55	1,020	8	5	..	6	16	..	2	7	44	..	49	8,000	141,550
16	9,871	9	572	4,750	13,939	23	325	4	6	..	7	27	6	13	... .	63	.	29	3,349	117,000
17	4,801	8	528	9,500	3,800	22	468	3	1	1	4	30	3	4	3	49	..	22	3,400	61,142
18	15,979	7	539	.....	19,000	40	2,624	11	12	.	10	35	..	...	.. ..	68	..	52	6,000	354,000
	62,693	**41**	**3,159**	**74,752**	**80,030**	**222**	**6,715**	**63**	**51**	**1**	**33**	**150**	**64**	**28**	**34**	**424**	**5**	**245**	**34,749**	**953,333**
19	.....	...	.....	.....	.....	..	.....	15	15	..	...	37	.	...	.....	67	2	...	.....	.....
20	9,044	24	564	6,000	5,000	64	905	8	...	..	5	29	..	25	....	67	..	28	7,000	102,500
21	1,029	2	252	9,500	1,000	5	68	1	...	3	..	...	7	...	.....	11	.	5	500	32,500
22	34,684	7	321	9,500	2,000	50	1,060	12	4	..	8	17	..	6	16	63	..	17	4,000	194,500
23	21,067	2	409	440,000	800	24	693	4	1	..	3	13	..	..	3	24	..	15	1,400	168,600
24	14,052	10	644	36,000	3,000	50	1,486	9	...	..	10	24	..	...	.....	43	..	23	6,000	97,750
25	28,921	46	2,149	57,000	8,000	166	9,515	18	7	1	9	33	..	50	18	136	..	21	20,000	217,500
26	16,913	14	682	20,000	5,500	50	851	9	2	..	4	34	..	21	20	90	..	26	5,500	104,500
	125,710	**105**	**5,021**	**578,000**	**25,300**	**409**	**14,578**	**76**	**29**	**4**	**39**	**187**	**7**	**102**	**57**	**501**	**2**	**135**	**44,400**	**917,850**
27	.....	..	.....	.....	.....	...	.....	8	23	..	3	24	..	...	1	59	27	...	.....	.....
28	9,652	1	81	20,000	22,500	2	88	2	4	..	2	4	..	12	3	27	.	5	800	65,000
29	45,483	2	303	20,000	2,760	70	1,208	9	7	.	6	14	..	17	.....	53	..	28	3,000	400,000
30	69,732	2	314	150,000	10,000	54	1,173	10	24	4	8	22	2	63	11	144	..	20	4,770	570,141
31	17,359	26	2,234	35,000	15,400	65	2,491	11	10	..	14	40	..	32	14	121	..	52	20,800	250,000
32	20,553	17	1,504	50,000	15,000	56	3,195	13	11	..	14	23	..	45	.....	106	..	34	15,000	200,000
	162,879	**48**	**4,436**	**275,000**	**65,660**	**248**	**8,155**	**53**	**79**	**4**	**47**	**127**	**2**	**169**	**29**	**510**	**27**	**139**	**44,370**	**1,485,141**
33	.....	...	.....	.....	.....	..	.....	17	57	..	..	87	..	...	.....	161	22	...	.....	.....
34	29,503	4	425	80,000	38,423	54	3,050	7	1	1	13	8	..	12	9	51	..	39	6,000	560,000
35	24,359	3	140	16,000	7,561	181	2,320	13	2	..	9	7	..	20	.....	51	..	52	8,700	260,000
36	26,528	5	343	13,875	1,939	131	1,680	12	2	..	6	9	..	14	5	49	..	68	9,240	313,104
37	17,583	8	1,159	56,000	104,000	40	1,050	11	3	..	12	9	..	8	38	81	.	51	7,000	440,000
38	38,320	34	1,400	52,000	12,000	323	6,138	13	3	..	9	6	..	7	49	87	..	220	25,400	272,000
39	40,427	8	1,245	48,000	35,840	301	5,452	12	3	..	14	20	1	16	5	71	.	258	40,000	392,000
	176,720	**62**	**4,712**	**265,875**	**199,763**	**1,030**	**19,700**	**85**	**71**	**1**	**63**	**146**	**1**	**77**	**107**	**551**	**22**	**598**	**97,340**	**2,237,104**
40	.....	...	.....	.....	.....	..	.....	17	38	..	6	75	..	...	2	138	5	...	.....	.....
41	28,541	1	223	9,000	6,500	17	1,575	8	5	..	4	16	..	3	2	38	..	29	5,000	725,000
42	7,405	1	118	7,500	3,500	5	240	2	3	.	...	4	..	...	.....	9	..	6	700	30,000
43	48,331	10	988	58,500	32,500	164	11,975	17	5	1	14	60	..	17	.. ..	114	..	155	18,000	502,500
44	40,698	5	1,376	36,500	23,000	81	9,046	17	7	2	4	21	..	39	32	122	.	80	20,000	610,000
45	283	1	25	8,000	2,500	1	16	...	1	..	...	3	.	...	1	5	..	3	350	10,000
46	39,945	14	1,179	22,000	37,000	125	12,300	20	11	1	12	15	1	21	30	111	..	130	55,000	1,000,000
	165,203	**32**	**3,909**	**141,500**	**105,000**	**393**	**35,152**	**81**	**70**	**4**	**40**	**194**	**1**	**80**	**67**	**537**	**6**	**403**	**99,050**	**2,877,500**
47	.....	...	.....	.....	.....	...	.....	...	...	..	...	...	..	...	.....	...	..	..	.....	.....
48	.....	...	.....	.....	.....	...	.....	20	5	5	29	7	50	...	....	116	..	...	.....	.....
	.....	...	.....	.....	.....	...	.....	**20**	**5**	**5**	**29**	**7**	**50**	...	.....	**116**	..	...	.....	.....
49	.....	...	.....	.....	.....	...	.....	15	16	..	1	6	..	...	1	39	1	...	.....	.....
50	273,957	78	7,640	435,000	340,000	387	16,805	88	74	2	80	270	10	55	99	678	11	239	31,595	2,806,500
51	171,968	47	6,718	762,562	445,056	320	5,744	87	82	9	36	207	5	52	390	668	7	256	54,435	3,150,554
52	62,693	41	3,159	74,752	80,030	222	6,715	63	51	1	33	150	64	28	34	424	5	245	34,749	953,333
53	125,710	105	5,021	578,000	25,300	409	14,578	76	29	4	39	187	7	102	57	501	2	135	44,400	917,850
54	162,879	48	4,436	275,000	65,660	248	8,155	53	79	4	47	127	2	169	29	510	27	139	44,370	1,485,141
55	176,720	62	4,326	265,875	199,763	1,030	19,700	85	71	1	63	146	1	77	107	551	22	598	97,340	2,237,104
56	165,203	32	3,909	141,500	105,000	393	35,152	81	70	4	40	194	1	80	67	537	6	403	99,050	2,877,500
57	.....	...	.....	.... .	.....	...	.....	20	5	5	29	7	50	. ...	.....	115	..	...	.....	.....
	1,139,130	**413**	**35,409**	**2,532,709**	**1,260,809**	**3,009**	**106,850**	**568**	**477**	**30**	**368**	**1,294**	**140**	**563**	**784**	**4,224**	**81**	**2,115**	**405,939**	**14,427,982**

1	2	3	4	5	6	7	8	9	10	11	12	13	14	15	16
	Membership Statistics					Tithes and Offerings								Sabbath School	
NAME OF CONFERENCE OR MISSION	Churches	Membership Beginning of Year	Baptisms & Professions of Faith	Apostasies & Missing	Membership Close of Year	Total Tithe Receipts	Tithe Per Capita	Total Offerings for World Missions, Including Sabbath School	Mission Offerings Per Capita	Contributions for Home Mission Work	Contributions for Local Church Work	Total Contributions for Home & Local Work	Home & Local Contributions Per Capita	No. of Sabbath Schools	Sabbath School Membership
NORTHERN EUROPE-WEST AFRICA DIVISION															
1 **British Union Conf**	...	.....	...	...	.....	6,058	.....	136,528	...	.....	.....	.....	.....	...	.....
2 Irish Mission	4	325	13	28	305	33,702	103.70	12,235	37.65	1,700	427	2,128	6.55	7	222
3 North England Conf	55	4,037	309	172	4,085	468,811	116.47	112,880	20.04	9,344	.....	9,344	2.32	72	4,564
4 Scottish Mission	5	417	14	5	414	50,244	123.15	17,937	43.96	1,318	7,049	8,368	20.51	15	408
5 South England Conf	65	7,087	342	137	7,162	970,039	137.59	258,929	36.73	19,175	66,621	85,797	12.17	81	7,732
6 Welsh Mission	11	552	16	13	545	51,147	92.16	18,121	32.65	780	5,412	6,193	11.16	10	299
Totals	140	12,418	694	355	12,511	1,580,001	127.80	556,630	45.02	32,317	79,509	111,830	9.06	185	13,215
7 **Finland Union Conf**	...	.....	..	...	.....	1,171	.....	143,792	...	.....	.....	.....	.....	...	.....
8 East Finland Conf	26	2,836	173	50	2,909	293,989	103.81	45,680	16.13	14,085	31,474	45,560	16.09	43	3,031
9 West Finland Conf	24	2,665	114	35	2,711	326,951	127.12	65,374	25.42	40,577	33,532	74,110	28.81	51	2,817
Totals	50	5,501	287	85	5,620	622,111	115.12	254,848	47.16	54,662	65,006	119,670	22.14	94	5,848
10 **Netherlands Union Conf**	45	3,465	177	23	3,566	829,422	242.88	233,561	68.39	.....	.....	.....	.....	46	3,167
11 **Nigerian Union Mission**	...	.. ..	...	...	.....	.....	.....	16,000	...	.....	.....	.....	.....	...	.....
12 East Central Mission	116	16,165	3,602	342	18,479	70,241	4.59	36,959	2.41	2,037	11,589	13,626	.89	319	42,724
13 North Nigerian Mission	17	2,174	488	8	2,652	6,169	2.98	3,314	1.60	32	3	36	.02	73	2,800
14 Rivers-South Eastern Mission	26	3,718	372	24	3,569	16,312	4.81	3,842	1.13	3,218	.....	3,218	.95	115	12,619
15 West Nigerian Mission	47	7,018	1,033	10	8,067	76,402	11.50	12,846	1.93	8,426	276	8,702	1.31	175	18,000
Totals	206	29,075	5,495	384	30,767	169,124	6.17	72,961	2.66	13,713	11,867	25,582	.93	682	76,143
16 **Polish Union Conf**	...	.....	...	...	.....	.....	.....	.....	...	.....	.. ..	.....	.....	...	.....
17 East Polish Conf	40	1,200	54	42	1,192	.....	.....	.....	...	.....	.....	.....	.. ..	...	.....
18 South Polish Conf	46	1,847	73	12	1,870	.....	.....	.....	...	.....	.....	.....	.....	...	.....
19 West Polish Conf	34	1,085	64	11	1,114	.....	.....	.....	...	.....	.....	.....	.....	...	.....
Totals	120	4,132	191	65	4,176	.....	.....	.....	NO REPORTS		.....	.....	.....	...	.....
20 **Swedish Union Conf**	...	.....	...	...	.....	.....	.....	210,426	...	.....	.....	.....	.....	...	.....
21 Finland Swedish Conf	12	436	1	1	425	48,890	112.65	11,867	27.34	6,470	.....	6,470	14.91	23	355
22 Swedish Conf	45	3,383	54	13	3,339	734,583	217.08	168,091	49.67	160,380	.....	160,380	47.39	71	3,696
Totals	57	3,819	55	14	3,764	783,473	205.21	390,384	102.25	166,850	.....	166,851	43.70	94	4,051
23 **West African Union Mission**	...	.....	...	...	.....	.....	.....	9,531	...	.....	.....	. ...	.....	...	.....
24 Ghana Conf	88	18,650	2,393	51	20,922	71,383	4.15	14,287	.83	.....	.....	.....	.....	576	43,481
25 Ivory Coast Mission	10	559	37	1	689	4,095	6.14	1,554	2.33	223	362	585	.88	62	3,863
26 Liberian Mission	20	3,636	57	2,069	1,535	19,015	5.30	4,281	1.19	77	17,657	17,735	4.94	38	4,100
27 North Ghana Mission	2	243	160	2	399	5,348	25.84	551	2.66	25	.. ..	25	.12	13	710
28 Sierra Leone Mission	19	2,855	114	1	2,959	11,714	4.28	8,714	3.18	1	29	31	.01	16	2,124
29 Togo-Dahomey Mission	1	49	4	...	51	4,490	91.53	498	10.12	.....	172	172	3.51	5	345
30 Upper Volta Mission	...	.....	10	...	10	330	.....	47	...	3	16	19	.....	1	.....
Totals	140	26,093	2,775	2,124	26,565	116,375	4.76	39,561	1.62	329	18,236	18,567	.76	711	54,623
31 **West Nordic Union Conf**	..	.....	...	...	.....	14,521	.....	362,942	...	.....	.....	.....	.....	...	.....
32 East Denmark Conf	23	2,176	41	15	2,140	567,639	259.67	118,827	54.36	56,495	.....	56,495	25.84	..	.....
33 East Norway Conf	38	3,121	139	40	3,160	647,902	209.47	150,452	48.84	36,342	38,112	74,455	14.07	...	.....
34 Greenland Mission	1	8	2	...	10	5,163	736.14	508	86.86	42	298	340	48.57	...	.. ..
35 North Norway Conf	17	774	15	1	775	142,453	182.63	44,883	57.54	8,528	3,598	12,126	15.54	...	.....
36 West Denmark Conf	34	1,776	44	21	1,778	444,156	250.37	94,600	53.33	18,093	97,084	115,178	64.93	...	.....
37 West Norway Conf	15	1,549	76	9	1,585	285,155	184.59	80,857	52.37	25,788	35,252	61,040	39.53	...	.....
Totals	128	9,404	317	87	9,448	2,108,979	224.53	853,169	90.92	145,288	174,344	319,634	34.06	150	8,080
38 **Detached Field**	...	.....	...	...	.....	.....	.....	.....	...	.....	.....	.....	.....	...	.....
39 Iceland Conf	7	501	6	...	505	78,829	159.90	41,878	84.95	1,526	3,628	5,154	10.45	9	565
40 **NORTHERN EUROPE-WEST AFRICA DIVISION**	...	.....	...	...	.....	.....	.....	.....	...	.....	.....	.....	.....	...	.....
41 British Union Conf	140	12,418	694	355	12,511	1,580,001	127.80	556,530	45.02	32,317	79,509	111,830	9.06	185	13,215
42 Finland Union Conf	50	5,501	287	85	5,620	622,111	115.12	254,846	47.16	54,652	65,006	119,670	22.14	94	5,848
43 Netherlands Union Conf	45	3,455	177	23	3,566	829,422	242.88	233,561	68.39	.....	.....	.....	.....	46	3,167
44 Nigerian Union Mission	206	29,075	5,495	384	30,767	169,124	6.17	72,961	2.66	13,713	11,867	25,582	.93	682	75,143
45 Polish Union Conf	120	4,132	191	65	4,176	.....	.....	.....	...	.....	.....	.....	.....	122	4,110
46 Swedish Union Conf	57	3,819	55	14	3,764	783,473	205.21	390,384	102.25	156,850	.....	166,850	43.70	94	4,051
47 West African Union Mission	140	26,093	2,775	2,124	26,565	116,375	4.76	39,561	1.62	329	18,236	18,567	.76	711	54,623
48 West Nordic Union Conf	128	9,404	317	87	9,448	2,106,979	224.53	853,169	90.92	145,288	174,344	319,634	34.06	150	8,080
49 Detached Field	7	501	6	...	505	78,829	159.90	41,878	84.95	1,526	3,628	5,154	10.45	9	565
DIVISION TOTALS	893	94,408	9,997	3,137	96,922	6,286,314	69.16	2,442,990	26.88	414,685	352,590	767,287	8.44	2,093	169,802
SOUTH AMERICAN DIVISION															
1 **Austral Union Conf**	...	.....	...	...	.....	.....	.....	.....	...	.....	....	.....	.....	..	.....
2 Central Argentine Conf	55	8,459	910	313	8,977	297,266	37.39	35,771	4.50	15,448	105,886	121,334	15.26	107	7,903
3 North Argentine Mission	21	4,338	715	108	4,946	155,084	36.45	19,568	4.60	29,647	34,783	64,430	15.14	51	4,674
4 Paraguay Mission	5	900	129	57	906	30,891	38.57	4,753	5.93	2,208	5,377	7,585	9.47	23	887
5 South Argentine Conf	52	8,770	1,090	294	9,495	401,924	47.68	44,130	5.24	59,828	42,925	102,754	12.19	88	7,047
6 Uruguay Mission	21	3,689	473	42	4,077	93,941	27.86	11,531	3.42	6,076	5,619	11,696	3.47	33	3,151
Totals	154	26,156	3,317	824	28,401	979,106	39.47	115,753	4.67	113,207	194,590	307,799	12.41	302	23,662
7 **Chile Union Mission**	...	.....	...	...	.....	.....	.....	.....	...	.....	.....	.....	.....	...	.....
8 Central Chile Conf	52	8,886	924	239	9,443	193,959	22.77	14,996	1.76	10,146	18,998	29,145	3.42	72	5,553
9 North Chile Mission	14	1,839	318	178	1,936	44,605	26.08	5,327	3.70	2,803	3,296	5,100	3.57	27	1,842
10 South Chile Conf	44	8,489	544	194	6,776	132,188	15.91	7,561	.91	7,704	6,714	14,419	1.74	108	5,480
Totals	110	19,214	1,786	611	20,155	370,752	20.00	26,884	1.56	20,653	29,008	49,864	2.68	207	12,875

	Statistics	Elementary School Statistics				M. V. Societies		Denominational Workers										Church Properties		
	17	18	19	20	21	22	23	24	25	26	27	28	29	30	31	32	33	34	35	36
	Total Sabbath School Offerings for World Missions	Elementary Schools	Elementary School Enrollment	Estimated Value of Elementary School Buildings and Equipment	Total Operating Expenses of Elementary Schools	M. V. Societies	M. V. Society Membership	Ordained Ministers	Credentialed Missionaries	Credentialed Bible Instructors	Licensed Ministers	Licensed Missionaries	Licensed Bible Instructors	Cred. or Lic. Literature Evangelists	All Other Regular Workers	Total Active Workers	Total Honorary Credentialed Workers	Church Buildings	Approximate Seating Capacity of Church Buildings	Estimated Value of Church Properties
1	...	...	...	...	...	...	...	12	29	..	...	23	..	...	177	241	57	...	...	...
2	4,237	...	...	...	...	10	71	3	1	..	2	1	.	8	...	15	.	3	420	90,750
3	47,070	2	119	76,240	42,355	59	1,200	30	3	1	8	3	2	22	...	69	..	42	5,640	596,780
4	7,350	...	...	...	...	9	79	4	...	..	3	...	.	3	...	10	..	6	1,510	58,540
5	108,277	4	418	550,560	132,645	62	3,425	39	12	1	13	11	3	34	11	124	.	54	6,850	766,740
6	6,215	...	...	...	...	6	148	6	...	..	1	...	..	2	...	9	.	10	1,525	72,205
	173,149	6	537	626,800	175,000	146	4,923	94	45	2	27	38	5	69	188	468	57	115	15,945	1,585,015
7	...	...	...	...	...	...	...	7	13	3	...	24	1	...	56	104	27	...	...	...
8	37,036	1	30	1,230	10,960	16	400	7	3	3	4	1	4	29	2	53	..	20	2,375	548,000
9	51,930	2	33	820	8,800	20	513	6	2	7	..	...	4	24	2	45	..	15	2,350	712,300
	88,966	3	63	2,050	19,760	36	913	20	18	13	4	25	9	53	60	202	27	35	4,725	1,260,300
10	73,951	...	...	...	...	26	490	30	11	1	11	...	..	20	47	120	4	12	3,125	1,594,000
11	...	...	...	...	...	..	...	..	...	.	...	...	..	..	...	...	..	...	..	...
12	20,742	...	...	...	...	...	...	42	...	..	10	10	..	53	...	115				
13	3,184	...	...	...	...	...	...	9	..	.	10	4	.	2	25	50				
14	3,595	...	...	...	...	...	...	6	1	..	4	1	..	5	8	25				
15	12,101	...	...	...	...	...	...	15	24	..	10	15	3	13	10	90				
	39,622	...	...	NO REPORTS	...	342	9,873	72	25	..	34	30	3	73	43	280	..	...	...	...
16	...	...	...	...	...	.	...	8	...	..	1	3	..	...	20	32	..	...	...	...
17	...	...	...	...	...	..	...	5	...	..	1	5	..	...	2	13	.	..	...	...
18	...	...	...	...	...	...	...	9	...	..	3	5	..	...	2	19	.	..	...	...
19	...	...	...	...	...	...	...	6	...	..	7	4	..	...	1	18	..	...	...	...
	...	...	...	NO REPORTS	...	36	679	28	...	..	12	17	..	...	25	82	..	...	...	...
20	...	..	..	...	...	...	...	...	...	..	...	...	..	..	...	...	..	..	...	...
21	7,406	...	...	...	...	4	50	2	1	1	..	...	3	1	12	20	..	6	670	28,000
22	102,113	1	20	11,900	4,800	38	960	27	17	3	5	88	..	2	164	306	89	23	2,800	244,000
	109,519	1	20	11,900	4,800	42	1,010	29	18	4	5	88	3	3	176	326	89	29	3,470	272,000
23	...	...	...	...	...	...	...	4	16	..	...	8	..	..	...	28	14	...	...	...
24	13,006	96	21,450	...	...	248	5,708	33	59	..	18	52	..	35	437	634	..	172	...	...
25	1,420	..	...	...	...	4	146	4	..	..	4	14	.	7	...	29	..	9	2,500	60
26	3,595	...	...	...	...	4	200	6	3	..	5	11	5	...	55	85	..	19	...	...
27	541	...	...	...	...	..	142	1	...	..	3	5	..	2	...	11	..	6	200	...
28	5,693	24	3,721	...	16,450	22	2,043	9	1	..	5	16	..	4	110	145	.	27	2,700	46,470
29	346	3	378	1,777	133	...	...	1	...	..	...	3	..	2	9	15	..	1	...	...
30	47	...	...	...	...	...	...	1	...	..	...	1	..	2	...	4	.	...	...	...
	24,648	123	25,549	1,777	16,583	278	8,239	59	79	..	35	110	5	52	611	951	14	234	5,400	46,530
31	...	.	...	...	...	...	...	17	93	..	...	41	..	...	406	557	38	...	...	...
32	74,586	5	210	486,500	270,270	...	...	9	7	..	5	15	..	6	4	46	..	19	2,500	828,830
33	92,577	3	98	28,830	94,600	...	...	17	6	1	5	7	.	12	1	49	..	25	3,000	450,450
34	559	...	...	...	...	..	...	...	1	..	1	...	..	...	...	2	..	1	70	18,000
35	26,520	1	16	2,700	18,000	..	...	2	2	..	4	2	..	3	...	13	..	12	1,000	270,270
36	68,530	2	48	9,000	27,050	...	...	12	4	.	3	1	..	6	...	26	..	27	2,600	540,540
37	39,784	1	30	7,200	36,000	...	...	7	2	1	4	4	..	11	...	29	..	10	1,600	810,810
	302,556	12	402	534,230	445,920	94	1,460	64	115	2	22	70	..	38	411	722	38	94	10,770	2,918,900
38	...	...	...	...	...	...	...	..	...	..	...	...	..	...	...	...	.	...	...	...
39	10,462	1	24	10,350	3,590	8	200	3	...	..	3	8	..	...	6	20	..	3	400	322,000
40	...	...	...	...	...	...	...	15	20	..	2	32	..	...	12	81	..	...	...	...
41	173,149	6	537	626,800	175,000	146	4,923	94	45	2	27	38	5	69	188	468	57	115	15,945	1,585,015
42	88,966	3	63	2,050	19,760	36	913	20	18	13	4	25	9	53	60	202	27	35	4,725	1,260,300
43	73,951	..	...	...	..	26	490	30	11	1	11	...	..	20	47	120	4	12	3,125	1,594,000
44	39,622	...	...	...	...	342	9,873	72	25	..	34	30	3	73	43	280	..	...	...	...
45	109,519	1	20	11,900	4,800	42	1,010	29	18	4	5	88	3	3	176	326	89	29	3,470	272,000
46	...	...	...	...	...	36	679	28	...	..	12	17	..	...	25	82	..	...	...	...
47	24,648	123	25,549	1,777	16,583	278	8,239	59	79	..	35	110	5	52	611	951	14	234	5,400	46,530
48	302,556	12	402	534,230	445,920	94	1,460	64	115	2	22	70	..	38	411	722	38	94	10,770	2,918,900
49	10,462	1	24	10,350	3,590	8	200	3	...	..	3	8	..	...	6	20	..	3	400	322,000
	822,873	146	26,595	1,187,107	665,653	1,008	27,787	414	331	22	155	418	25	308	1,579	3,252	229	522	43,835	7,998,745
1	...	...	...	...	...	...	...	28	64	1	...	287	..	...	481	861	78	...	...	...
2	23,734	11	563	19,656	43,017	65	4,120	21	...	1	17	32	..	14	...	85	..	58	6,300	185,858
3	12,748	18	2,480	198,182	130,947	30	1,115	11	2	..	5	77	..	4	...	99	..	28	4,850	121,212
4	2,420	2	65	6,516	5,112	6	2,930	4	...	..	3	2	..	2	3	14	..	5	1,000	90,909
5	28,784	5	1,113	40,404	70,714	64	150	24	8	2	18	50	1	8	...	111	..	50	7,200	191,919
6	8,961	5	404	18,181	7,070	30	925	6	3	..	8	30	2	4	...	53	..	24	3,010	130,424
	76,647	41	4,625	282,939	256,860	195	9,240	94	77	4	51	478	3	32	484	1,223	78	165	22,360	720,322
7	...	...	...	...	...	...	...	13	8	1	...	51	2	...	...	75	16	...	...	...
8	9,784	5	1,311	10,000	4,843	50	1,301	19	6	4	9	29	1	8	2	78	..	43	9,600	4,010,000
9	4,817	5	535	11,294	2,252	24	610	8	1	..	4	15	..	8	...	36	..	11	2,300	79,529
10	6,105	9	1,785	42,588	14,190	50	4,550	12	14	3	3	41	..	9	...	82	..	51	8,650	82,352
	20,706	19	3,631	63,882	21,285	124	6,461	52	29	8	16	136	3	25	2	271	16	105	20,550	4,171,881

1	2	3	4	5	6	7	8	9	10	11	12	13	14	15	16
	Membership Statistics					Tithes and Offerings								Sabbath School	
NAME OF CONFERENCE OR MISSION	Churches	Membership Beginning of Year	Baptisms & Professions of Faith	Apostasies & Missing	Membership Close of Year	Total Tithe Receipts	Tithe Per Capita	Total Offerings for World Missions, Including Sabbath School	Mission Offerings Per Capita	Contributions for Home Mission Work	Contributions for Local Church Work	Total Contributions for Home & Local Work	Home & Local Contributions Per Capita	No. of Sabbath Schools	Sabbath School Membership
SOUTH AMERICAN DIVISION (Cont'd)															
11 **East Brazil Union Mission**	...	...	...	...	...	...	...	...	...	...	...	...	...	...	...
12 Bahia-Sergipe Mission	40	12,089	1,387	876	12,434	187,272	15.81	35,511	3.00	...	...	...	...	150	14,430
13 East Brazil Conf	57	13,865	1,345	670	14,148	291,763	21.81	47,973	3.59	4,546	27,622	32,166	2.19	230	19,400
14 Minas Mission	27	7,599	787	129	8,214	183,338	22.51	31,927	4.40	4,010	25,333	29,344	4.04	65	5,339
15 Northeast Brazil Mission	30	9,734	1,389	306	10,693	178,920	20.01	22,429	2.51	5,054	33,573	38,627	4.32	87	8,482
16 Rio Minas Conf	70	14,115	1,417	201	15,295	568,394	42.47	83,127	6.21	59,619	78,865	138,485	10.35	176	14,219
Totals	224	57,402	6,325	2,182	60,784	1,389,687	25.36	220,967	4.03	73,229	165,393	238,824	4.35	708	61,870
17 **Inca Union Mission**	...	...	...	...	...	...	...	...	...	...	...	...	...	...	...
18 Bolivia Mission	54	23,101	2,754	1,024	24,200	64,601	2.77	17,149	.74	4,595	4,885	9,481	.41	423	15,220
19 Central Peru Mission	47	11,304	1,788	597	12,360	214,421	21.17	65,232	6.44	2,191	42,963	45,155	4.46	233	15,068
20 East Peru Mission	25	5,761	812	744	5,665	47,181	6.27	20,177	2.68	1,987	1,944	3,932	.52	162	6,884
21 Ecuador Mission	23	4,210	374	297	4,236	99,484	25.24	17,042	4.32	4,998	19,122	24,121	6.12	46	3,218
22 North Peru Mission	20	9,741	1,488	171	11,002	74,492	8.56	25,316	2.91	1,403	3,938	5,342	.61	375	18,546
23 South Peru Mission	70	24,851	2,567	565	26,715	109,604	4.71	35,777	1.54	37,626	20,445	58,071	2.50	402	25,866
Totals	239	78,968	9,783	3,398	84,178	609,783	7.93	180,693	2.35	52,800	93,297	146,102	1.90	1,641	84,802
24 **North Brazil Union Mission**	...	...	...	...	...	...	...	...	...	...	...	...	...	...	...
25 Central Amazon Mission	25	6,954	679	2,146	5,673	116,756	18.37	25,686	4.04	1,073	3,923	4,997	1.26	116	7,051
26 Lower Amazon Mission	14	8,206	1,011	51	9,018	108,550	14.13	10,056	1.31	8,074	25,513	33,588	4.37	75	6,194
27 North Coast Mission	21	10,152	1,110	137	11,070	76,701	8.34	12,674	1.38	988	14,193	15,182	1.65	142	10,236
Totals	60	25,312	3,000	2,334	25,761	302,007	13.00	48,416	2.08	10,135	43,629	53,767	2.31	333	23,481
28 **South Brazil Union Conf**	...	...	...	...	...	...	...	...	...	...	...	...	...	...	...
29 Central Brazil Mission	17	6,511	780	377	6,816	195,885	32.83	25,448	4.26	7,785	12,132	19,918	3.34	140	8,834
30 Mato Grosso Mission	31	7,479	985	26	8,428	171,244	24.92	25,813	3.76	4,365	38,593	42,959	6.25	113	9,169
31 Parana Conf	52	24,673	1,686	142	26,080	550,432	23.28	80,959	3.42	77,134	80,299	157,434	6.68	295	27,165
32 Rio Grande do Sul Conf	83	17,659	1,814	852	18,426	479,962	27.13	63,514	3.59	16,737	55,408	72,146	4.08	213	19,409
33 Santa Catarina Conf	27	5,102	505	229	5,289	139,430	28.92	26,132	5.42	...	3,976	3,976	.82	109	6,586
34 Sao Paulo Conf	179	40,525	2,785	914	42,540	1,893,539	48.11	188,029	4.73	29,985	152,289	182,275	4.63	394	43,075
Totals	369	101,949	8,555	2,540	107,579	3,430,492	34.88	407,895	4.15	136,006	342,697	478,708	4.87	1,264	114,258
35 **SOUTH AMERICAN DIVISION**	...	...	...	...	...	40,703	...	45	...	...	...	...	...	...	...
36 Austral Union Conf	154	26,156	3,317	824	28,401	979,106	39.47	115,753	4.67	113,207	194,590	307,799	12.41	302	23,662
37 Chile Union Mission	110	19,214	1,786	611	20,155	370,752	20.00	28,684	1.56	20,653	29,008	49,664	2.68	207	12,875
38 East Brazil Union Mission	224	57,402	6,325	2,182	60,784	1,389,867	25.36	220,967	4.03	73,229	165,393	238,624	4.35	708	61,870
39 Inca Union Mission	239	78,968	9,783	3,398	84,178	609,783	7.93	180,693	2.35	52,800	93,297	146,102	1.90	1,641	84,802
40 North Brazil Union Mission	80	25,312	3,000	2,334	25,761	302,007	13.00	48,416	2.08	10,135	43,629	53,767	2.31	333	23,481
41 South Brazil Union Conf	389	101,949	8,555	2,540	107,579	3,430,492	34.88	407,895	4.15	136,006	342,697	478,708	4.87	1,264	114,258
Totals	1,156	309,001	32,766	11,889	326,858	7,122,530	24.01	1,002,653	3.38	406,040	868,614	1,274,664	4.30	4,455	320,948
SOUTHERN ASIA DIVISION															
1 **Burma Union**	...	...	...	...	...	...	...	...	...	...	...	...	...	...	...
2 Central Burma Section	9	590	46	...	635	3,934	6.71	2,163	3.59	21	176	197	.34	19	540
3 Delta Section	27	1,615	121	42	1,669	6,054	3.69	3,653	2.23	156	1,834	1,991	1.21	41	2,236
4 Rangoon Area	5	572	29	2	580	15,166	26.61	3,843	6.74	943	1,195	2,138	3.75	5	782
5 Tenasserim Section	14	1,155	100	1	1,252	6,859	6.23	3,471	3.15	51	573	624	.57	27	1,700
6 Upper Burma Section	27	1,666	162	24	1,804	11,133	7.14	3,619	2.32	46	448	492	.32	48	2,274
Totals	82	5,598	458	69	5,940	43,146	7.91	16,749	3.07	1,217	4,224	5,442	1.00	140	7,514
7 **Central India Union**	...	...	...	...	...	741	...	...	...	...	...	...	...	...	...
8 Andhra Section	96	14,790	4,268	225	18,743	22,356	1.65	10,183	.75	...	...	...	...	300	30,040
9 Gujarat Area	3	125	5	...	130	2,826	22.25	7,459	58.73	...	...	...	...	3	140
10 Maharashtra Section	32	3,633	351	15	3,963	34,327	9.85	25,520	7.32	...	197	197	.06	86	5,419
Totals	131	18,548	4,624	240	22,836	60,250	3.52	43,162	2.52	...	197	197	.01	369	35,599
11 **Northern Union**	1	...	2	...	15	4,570	...	1,776	...	...	...	...	...	1	50
12 East India Section	28	1,660	210	1	1,885	14,123	8.98	15,492	9.86	...	169	169	.11	61	1,681
13 North India Section	18	2,272	299	13	2,555	13,705	6.63	11,202	5.42	...	327	327	.16	65	2,881
14 Northeast India Section	41	3,669	427	49	4,030	12,857	3.68	7,802	2.23	...	...	...	...	79	3,650
15 Upper Ganges Section	21	1,839	182	...	2,021	12,617	7.15	19,535	11.07	1,122	2,704	3,827	2.17	35	2,067
Totals	109	9,450	1,120	63	10,506	57,872	6.50	55,807	6.27	1,122	3,200	4,323	.49	241	10,329
16 **Pakistan Union**	30	2,518	106	282	2,272	17,735	6.81	7,852	3.01	27	1,800	1,827	.70	40	3,447
17 **South India Union**	...	...	...	...	...	...	...	...	...	...	...	...	...	...	...
18 Goa Territory	1	31	4	5	28	646	32.30	885	44.25	102	162	264	13.20	1	170
19 Kannada Section	20	1,615	331	46	1,892	18,799	11.91	9,712	6.15	...	616	616	.39	30	1,951
20 Kerala Section	82	12,479	2,293	520	14,202	19,936	1.75	10,616	.93	423	537	960	.08	205	14,795
21 Tamil Section	99	12,001	1,679	...	13,675	34,712	3.04	15,174	1.33	106	2,309	2,415	.21	205	11,031
Totals	202	26,126	4,307	571	29,797	74,093	8.33	36,387	4.09	631	3,624	4,255	.48	441	27,947
22 **Sri Lanka Union**	20	1,532	177	107	1,538	19,463	12.30	12,125	7.66	...	2,253	2,253	1.42	25	1,349
23 **Detached Mission**	...	...	...	...	...	...	...	...	...	...	...	...	...	...	...
24 Bangladesh Section	20	1,242	313	5	1,546	18,767	15.15	4,116	3.32	36	1,481	1,518	1.23	33	1,619
25 **Southern Asia Division**	...	...	...	...	...	...	...	150	...	...	...	...	...	...	...
26 Burma Union	82	5,598	458	69	5,940	43,148	7.91	16,749	3.07	1,217	4,224	5,442	1.00	140	7,514
27 Central India Union	131	18,548	4,624	240	22,836	60,250	3.52	43,162	2.52	...	197	197	.01	369	35,599
28 Northern Union	109	9,460	1,120	63	10,506	57,872	6.50	55,807	6.27	1,122	3,200	4,323	.49	241	10,329
29 Pakistan Union	30	2,518	106	282	2,272	17,735	6.81	7,852	3.01	27	1,800	1,827	.70	40	3,447
30 South India Union	202	26,126	4,307	571	29,797	74,093	8.33	36,387	4.09	631	3,624	4,255	.48	441	27,947
31 Sri Lanka Union	20	1,532	177	107	1,538	19,463	12.30	12,125	7.66	...	2,253	2,253	1.42	25	1,349
32 Detached Mission	20	1,242	313	5	1,546	18,767	15.15	4,116	3.32	36	1,461	1,518	1.23	33	1,619
DIVISION TOTALS	594	65,024	11,105	1,337	74,435	291,326	4.75	176,348	2.88	3,033	16,779	19,816	.32	1,289	87,804

	Statistics	Elementary School Statistics				M. V. Societies		Denominational Workers										Church Properties		
	17	18	19	20	21	22	23	24	25	26	27	28	29	30	31	32	33	34	35	36
	Total Sabbath School Offerings for World Missions	Elementary Schools	Elementary School Enrollment	Estimated Value of Elementary School Buildings and Equipment	Total Operating Expenses of Elementary Schools	M. V. Societies	M. V. Society Membership	Ordained Ministers	Credentialed Missionaries	Credentialed Bible Instructors	Licensed Ministers	Licensed Missionaries	Licensed Bible Instructors	Cred. or Lic. Literature Evangelists	All Other Regular Workers	Total Active Workers	Total Honorary Credentialed Workers	Church Buildings	Approximate Seating Capacity of Church Buildings	Estimated Value of Church Properties
11	...	...	.....	.....	.....	..	.. .	23	10	..	3	88	.	...	2	126	44	. .	.....	.....
12	18,395	8	471	91	.....	135	1,990	11	3	.	7	11	..	22	17	71	..	60	7,900	320
13	37,206	21	1,005	41,666	10,000	147	7,550	18	1	..	2	14	..	22	37	94	..	112	20,000	250,000
14	17,156	6	495	13,333	23,975	45	935	13	3	2	5	16	.	22	12	73	..	55	11,530	255,000
15	15,484	15	835	34,166	9,792	48	3,900	12	2	..	6	10	..	12	17	59	..	34	5,460	266,666
16	53,521	20	2,645	.....	65,979	82	3,281	20	4	..	10	38	..	53	64	189	..	86	14,300	76,666
	141,762	**70**	**5,451**	**89,256**	**109,746**	**457**	**17,656**	**97**	**23**	**2**	**33**	**177**	**..**	**131**	**149**	**612**	**44**	**347**	**59,190**	**848,652**
17	....	...	.....	....	...	...	....	23	33	..	...	97	..	...	76	229	67	...	...	...
18	10,077	27	2,787	19,767	.....	203	3,117	24	8	..	19	52	.	. .	3	106	..	64	21,824	81,395
19	24,916	18	2,174	92,093	98,106	61	6,043	13	8	1	16	42	1	19	24	124	..	47	7,906	240,767
20	9,496	7	669	19,143	603	35	1,784	6	4	..	6	32	..	.	. . .	48	.	16	2,400	50,489
21	7,780	6	523	36,770	2,083	28	1,297	8	4	2	10	23	.	6	24	77	..	17	3,300	91,635
22	11,868	8	813	9,302	8,139	74	2,128	9	3	1	10	20	..	12	.....	55	..	17	4,000	45,813
23	21,298	47	3,197	1,220	3,827	92	5,641	20	9	.	19	18	.	9	72	147	..	80	27,336	93,023
	85,435	**113**	**10,163**	**178,295**	**112,758**	**493**	**20,010**	**103**	**69**	**4**	**80**	**284**	**1**	**46**	**199**	**786**	**67**	**241**	**66,766**	**603,122**
24	.. ..	...	.. ..	.....	.....	...	.....	7	4	..	1	39	..	...	182	233	6	...	....	.. ..
25	15,481	6	884	5,000	19,054	25	2,406	8	...	..	6	6	..	33	26	79	..	32	5,400	30,166
26	21,915	7	502	25,000	12,810	26	1,187	10	3	..	7	16	..	9	51	96	..	23	4,650	16,916
27	12,848	3	661	2,270	6,090	96	1,427	8	1	..	4	16	2	15	16	62	.	33	6,850	110,833
	50,244	**16**	**2,047**	**32,270**	**37,954**	**147**	**5,020**	**33**	**8**	**..**	**18**	**77**	**2**	**57**	**275**	**470**	**6**	**88**	**16,900**	**157,915**
28	.....	..	.....	.....	....	...	.....	34	54	..	...	99	..	...	474	661	60	..	. ...	.....
29	19,214	12	737	68,272	26,033	53	3,682	11	6	..	5	13	..	14	7	56	..	36	7,050	316,666
30	19,158	17	1,326	70,000	41,384	50	4,687	7	9	..	5	12	..	14	52	99	..	51	8,200	150,000
31	67,622	36	2,587	133,333	105,507	275	12,585	26	31	4	10	52	3	29	1	156	..	162	22,923	937,041
32	50,021	20	2,180	33,000	73,564	109	8,739	24	25	4	11	45	3	16	.....	128	..	120	16,500	166,666
33	19,906	15	614	13,333	17,033	67	3,073	10	3	.	6	20	.	17	17	73	.	105	6,200	36,666
34	156,476	52	4,204	108,333	202,191	356	19,204	88	22	6	13	126	10	48	61	374	..	172	22,500	85,633
	332,397	**154**	**11,648**	**426,271**	**465,712**	**910**	**51,970**	**200**	**150**	**14**	**50**	**367**	**16**	**138**	**612**	**1,547**	**60**	**646**	**83,373**	**1,692,672**
35	.....	...	....	....	.....	...	.....	14	8	..	..	24	..	...	4	50	.	...	.....	.....
36	76,647	41	4,625	282,939	256,860	195	9,240	94	77	4	51	478	3	32	484	1,223	78	165	22,360	720,322
37	20,706	19	3,631	63,882	21,285	124	6,461	52	29	8	16	136	3	25	2	271	16	105	20,550	4,171,881
38	141,762	70	5,451	89,256	109,746	457	17,656	97	23	2	33	177	..	131	149	612	44	347	59,190	848,652
39	85,435	113	10,163	178,295	112,758	493	20,010	103	69	4	80	284	1	46	199	786	67	241	66,766	603,122
40	50,244	16	2,047	32,270	37,954	147	5,020	33	8	..	18	77	2	57	275	470	6	88	16,900	157,915
41	332,397	154	11,648	426,271	465,714	910	51,970	200	150	14	50	367	16	138	612	1,547	60	646	83,373	1,692,672
	707,193	**413**	**37,565**	**1,072,913**	**1,004,317**	**2,326**	**110,357**	**593**	**364**	**32**	**248**	**1,543**	**25**	**429**	**1,725**	**4,959**	**271**	**1,592**	**269,139**	**8,194,564**
1	.. .	...	.....	... .	.....	...	...	...	...	..	...	...	..	...	.....	.....	..	...	....	.....
2	1,699	...	...	.....	.....	8	350	5	1		3	4	.	..	4	17	4	4	480	12,500
3	3,028	...	.....	.....	..	26	749	5	.	..	20	3	..	...	2	30	3	32	1,990	366,900
4	2,849	...	.....	.....	.....	5	313	5	4	..	3	28	..	. .	2	42	2	4	800	21,200
5	2,968	...	.....	.....	.....	12	500	5	...	..	13	2	..	...	3	23	3	14	1,575	24,900
6	3,124	...	.....	....	... .	14	438	8	1	.	10	6	.	..	16	41	..	23	3,000	42,100
	13,668	**...**	**.....**	**.....**	**.....**	**65**	**2,350**	**28**	**6**	**..**	**49**	**43**	**..**	**...**	**27**	**153**	**12**	**77**	**7,845**	**467,600**
7	.....	...	.....	.....	.....	.	.....	9	7	.	...	73	..	...	32	121	..	...	.. ..	.....
8	5,672	...	.....	.....	.....	..	.....	28	4	..	13	63	..	8	15	131	.	...	....	.....
9	1,104	...	.....	.....	.....	...	....	2	..	..	3	3	..	...	.....	8	..	...	....	.....
10	10,930	..	.....	....	.....	...	...	11	2	..	5	38	.	6	24	86	..	...	.....	.....
	17,706	**41**	**3,438**	**128,663**	**59,998**	**110**	**4,345**	**50**	**13**	**..**	**21**	**177**	**..**	**14**	**71**	**346**	**..**	**83**	**15,000**	**333,333**
11	800	...	.....	.....	....	1	30	20	9	..	1	144	..	...	106	280	.	...	.....	.....
12	5,209	...	.....	. ...	.....	27	1,138	7	2	..	13	29	..	3	15	69	5	30	1,650	66,666
13	3,614	...	.....	.	....	10	860	17	...	..	6	20	.	6	10	59	1	17	900	33,333
14	2,569	...	.....	.....	....	47	800	14	1	..	5	30	..	7	18	75	1	37	2,650	26,666
15	3,846	..	.....	.....	.. ..	20	1,499	13	.	..	6	32	..	4	20	75	2	11	1,200	40,000
	16,038	**86**	**4,534**	**182,000**	**167,333**	**105**	**4,327**	**71**	**12**	**..**	**31**	**255**	**..**	**20**	**169**	**588**	**9**	**95**	**6,300**	**166,665**
16	**6,957**	**15**	**500**	**30,000**	**12,000**	**9**	**461**	**11**	**17**	**..**	**11**	**76**	**..**	**5**	**312**	**432**	**..**	**28**	**2,510**	**177,666**
17	.....	...	.....	.....	.....	...	.....	14	12	.	6	129	.	...	94	255	.	...	.....	.....
18	369	...	.....	933	2,666	...	....	2	.	..	1	4	..	1	3	11	..	..	.....	.....
19	2,842	..	.....	13,333	23,333	...	.....	8	4	..	8	67	.	7	12	106	3	13	1,175	41,066
20	4,248	...	.....	2,666	56,666	...	.. .	22	1	5	16	37	15	17	34	147	9	109	13,340	136,666
21	6,591	..	....	1,280,000	163,197	...	.....	20	...	..	25	78	..	13	79	215	11	98	21,000	153,333
	14,050	**35**	**6,941**	**1,296,932**	**245,862**	**161**	**2,963**	**66**	**17**	**5**	**56**	**315**	**15**	**38**	**222**	**734**	**23**	**220**	**35,515**	**331,065**
22	**5,531**	**7**	**151**	**46,666**	**4,000**	**8**	**420**	**14**	**7**	**..**	**8**	**33**	**..**	**6**	**23**	**91**	**5**	**16**	**2,200**	**130,000**
23	.....	...	.....	.....	.....	...	.. .	...	.	..	...	...	..	...	.....	.....	..	...	.....	. ...
24	**3,816**	**13**	**260**	**1,333**	**1,733**	**15**	**798**	**4**	**2**	**..**	**6**	**37**	**..**	**...**	**8**	**57**	**2**	**14**	**700**	**9,999**
25	.....	...	.....	. .	...	...	.....	30	36	.	7	275	..	...	100	448	2	...	.....	.....
26	13,668	...	...	... .	. ..	65	2,350	28	6		49	43	..	...	27	153	12	77	7,845	467,600
27	17,706	41	3,438	128,663	59,998	110	4,345	50	13	.	21	177	..	14	71	346	..	83	15,000	333,333
28	16,038	86	4,534	182,000	167,333	105	4,327	71	12	..	31	255	..	20	169	558	9	95	6,300	166,665
29	6,957	15	500	30,000	12,000	9	461	11	17	.	11	76	.	5	312	432	..	28	2,510	117,666
30	14,050	35	6,941	1,296,932	245,862	161	2,963	66	17	5	56	315	15	38	222	734	23	220	35,515	331,065
31	5,531	7	151	46,666	4,000	8	420	14	7	.	8	33	..	6	23	91	5	16	2,200	130,000
32	3,816	13	260	1,333	1,733	15	798	4	2		6	37	..	...	8	57	2	14	700	9,999
	77,766	**197**	**15,824**	**1,685,594**	**490,926**	**473**	**15,664**	**274**	**110**	**5**	**189**	**1,211**	**15**	**83**	**932**	**2,819**	**53**	**533**	**70,070**	**1,556,328**

1	2	3	4	5	6	7	8	9	10	11	12	13	14	15	16
	Membership Statistics					Tithes and Offerings								Sabbath School	
NAME OF CONFERENCE OR MISSION	Churches	Membership Beginning of Year	Baptisms & Professions of Faith	Apostasies & Missing	Membership Close of Year	Total Tithe Receipts	Tithe Per Capita	Total Offerings for World Missions, Including Sabbath School	Mission Offerings Per Capita	Contributions for Home Mission Work	Contributions for Local Church Work	Total Contributions for Home & Local Work	Home & Local Contributions Per Capita	No. of Sabbath Schools	Sabbath School Membership
TRANS-AFRICA DIVISION															
1 **Central African Union**	...	.....	...	...	.....	887	.....	7,682	...	.....	.....	.....	.....	...	.....
2 Burundi Fields	56	8,792	1,469	735	9,270	12,776	1.50	5,064	.59	565	463	1,029	.12	84	22,339
3 Central Rwanda Field	93	22,410	1,409	688	22,806	26,269	1.56	15,625	.95	814	603	1,418	.09	217	51,272
4 East Rwanda Field	43	8,518	1,120	334	9,194	10,707	1.31	5,116	.63	440	465	905	.11	73	16,106
5 North Rwanda Field	147	22,808	2,455	1,556	23,549	33,981	1.51	14,964	.67	1,945	977	2,923	.13	212	50,150
6 South Rwanda Field	66	13,558	1,537	574	14,173	17,220	.91	10,671	.56	432	466	898	.05	143	29,350
7 West Rwanda Field	134	22,682	2,439	1,189	23,201	45,150	1.99	21,740	.96	839	1,144	1,983	.09	191	49,516
Totals	539	98,766	10,429	5,256	102,195	147,010	1.51	81,082	.83	5,035	4,118	9,156	.09	920	218,733
8 **South African Union Conf.**	...	.....	...	...	....	4,390	.....	.....	...	.....	.....	.....	.....	...	.....
9 Cape Conf	27	3,151	146	26	3,251	479,603	155.61	66,292	21.51	3,171	121,339	124,510	40.40	29	2,628
10 Good Hope Conf	47	3,890	161	66	3,975	350,433	96.67	41,621	11.48	1,169	12,159	13,328	3.68	60	6,000
11 Indian Field	6	315	19	...	333	37,148	125.08	3,985	13.42	98	1,377	1,474	4.96	8	260
12 Oranje-Natal Conf	21	1,819	91	24	1,838	345,231	195.49	41,567	23.54	9,985	121,079	131,065	74.22	20	1,167
13 South-West Africa Field	5	265	31	...	296	44,939	178.33	5,687	23.36	52	1,357	1,409	5.59	5	150
14 Transvaal Conf	46	4,092	395	20	4,379	844,902	213.68	88,453	22.37	22,998	66,594	89,590	22.66	50	4,277
Totals	152	13,532	843	138	14,072	2,106,646	162.22	247,805	19.08	37,469	323,905	361,375	27.83	172	14,482
15 **South East Africa Union**	...	.....	...	...	....	.....	.....	449	...	.....	.....	.....	.....	...	.....
16 Central Lake Field	24	3,660	264	65	3,831	8,405	2.35	5,321	1.49	319	873	1,192	.33	66	5,410
17 North Lake Field	25	4,114	543	147	4,431	6,822	1.76	3,519	.91	131	202	334	.09	60	1,479
18 South Lake Field	134	23,083	1,965	1,203	23,805	36,795	1.59	25,391	1.10	1,569	1,905	3,474	.15	340	48,796
Totals	183	30,857	2,772	1,415	32,067	52,022	1.70	34,680	1.14	2,019	2,980	5,000	.16	466	55,685
19 **Southern Union**	...	.....	...	...	.....	.....	....	1,053	...	.....	....	.....	.....	...	.....
20 Cape Field	47	3,910	235	46	4,076	73,547	19.62	9,921	2.65	1,495	2,014	3,509	.94	161	16,347
21 Lesotho Field	13	1,116	88	17	1,187	8,535	8.20	1,464	1.41	525	1,503	2,028	1.95	32	1,354
22 Natal Field	36	2,151	163	49	2,275	25,537	12.38	3,816	1.65	1,899	2,093	3,992	1.94	98	5,348
23 Swaziland Field	8	465	37	25	477	14,057	37.49	2,202	5.87	611	810	1,422	3.79	17	1,100
24 Trans-Oranje Field	67	4,090	584	157	4,519	66,438	22.40	11,413	2.69	3,529	3,403	6,932	1.76	124	13,677
Totals	171	11,732	1,127	294	12,534	210,114	18.80	29,869	2.67	8,059	9,823	17,863	1.60	432	37,826
25 **Zaire Union**	...	.....	...	..	.....	.....	.....	4,642	...	.....	.....	.....	.....	...	.....
26 East Zaire Field	115	16,662	2,104	808	17,735	29,854	1.63	12,919	.79	3,674	3,500	7,174	.44	264	36,934
27 North Zaire Field	36	3,971	461	99	4,330	2,635	.71	2,031	.55	125	8	133	.04	73	9,244
28 South Zaire Field	42	6,345	923	151	7,045	14,348	2.35	6,247	1.02	251	223	475	.08	177	14,560
29 West Zaire Field	2	600	14	8	250	3,423	5.92	759	1.31	.....	.....	.....	.....	5	684
30 Kasai Project	2	.....	460	21	927	3,046	....	640	...	.....	.....	.....	.....	15	1,200
Totals	197	27,578	3,962	1,087	30,287	53,306	1.99	27,238	1.02	4,050	3,731	7,782	.29	534	62,622
31 **Zambesi Union**	..	.....	...	...	....	26,333	.....	710	...	.....	.....	.....	.....	...	.....
32 Botswana Field	22	2,593	207	265	2,527	16,381	6.11	8,404	2.79	.....	.....	.....	.....	64	4,535
33 Caprivi Field	9	1,813	496	771	1,449	5,295	4.09	1,165	.90	274	201	475	.37	37	4,022
34 Mashonaland Field	63	9,770	1,211	147	10,769	40,711	4.42	13,515	1.47	.....	.....	.....	.....	191	15,099
35 Matabele-Midlands Field	125	19,559	2,344	648	21,114	86,736	4.62	24,685	1.31	696	6,840	7,537	.40	567	37,365
36 Rhodesia Conference	5	446	54	...	496	81,231	186.31	40,379	92.61	5,949	13,176	19,126	43.87	6	517
37 Zambesi General Field	5	134	30	12	159	28,326	242.10	6,895	56.93	967	4,343	5,311	45.39	8	378
Totals	229	34,315	4,342	1,843	36,514	287,013	8.74	95,753	2.91	7,886	24,560	32,449	.99	873	61,916
38 **Zambia Union**	...	.....	...	...	.....	16,961	.....	.....	...	.....	.....	.....	.....	...	.....
39 North Zambia Field	50	9,584	278	304	8,584	31,764	2.92	.....	...	.....	.....	.....	.....	138	15,923
40 South Zambia Field	104	13,286	4,127	3,500	13,729	59,324	6.31	.....	...	.....	.....	.....	.....	332	37,974
41 West Zambia Field	10	1,231	716	350	1,571	7,227	2.19	.....	...	.....	.....	.....	.....	55	3,263
Totals	164	24,101	5,121	4,154	24,884	117,276	4.98	65,320	2.77	.....	30,661	30,661	1.30	525	57,160
42 **TRANS-AFRICA DIVISION**	...	.....	...	...	.....	122,972	.....	2,330	...	.....	.....	.....	.....	...	.....
43 Central African Union	539	98,768	10,429	5,256	102,195	147,010	1.51	91,062	.83	5,035	4,118	9,156	.09	920	218,733
44 South African Union Conf	152	13,532	643	138	14,072	2,106,646	162.22	247,805	19.06	37,469	323,905	361,375	27.83	172	14,462
45 South-East Africa Union	183	30,857	2,772	1,415	32,067	52,022	1.70	34,680	1.14	2,019	2,980	5,000	.16	466	55,685
46 Southern Union	171	11,732	1,127	294	12,534	210,114	18.80	29,869	2.67	8,059	9,823	17,883	1.60	432	37,826
47 Zaire Union	197	27,578	3,962	1,087	30,267	53,306	1.99	27,239	1.02	4,050	3,731	7,782	.29	534	62,622
48 Zambesi Union	229	34,315	4,342	1,843	36,514	287,013	8.74	95,753	2.91	7,866	24,560	32,449	.99	873	61,916
49 Zambia Union	164	24,101	5,121	4,154	24,684	117,276	4.98	65,320	2.77	.....	30,661	30,661	1.30	525	57,160
DIVISION TOTALS	1,635	240,883	28,596	14,187	252,553	3,096,259	13.16	584,057	2.48	64,521	399,778	464,306	1.97	3,922	508,424
RECAPITULATION – OVERSEAS DIVISIONS															
1 Afro-Mideast Division	785	140,694	17,112	3,039	153,360	698,367	6.77	173,638	1.31	28,677	58,695	87,377	.66	2,604	290,975
2 Australasian Division	913	102,334	6,918	1,370	107,255	11,410,779	116.85	2,635,060	26.98	648,967	3,513,329	4,162,310	42.62	1,758	134,355
3 China Division*	278	21,168	...	...	21,168	.....	.....	.....	...	.....	.....	.....	.....	466	23,783
4 Congregation of SDA in USSR*	634	40,000	...	...	40,000	.....	.....	.....	...	.....	.....	.....	.....	834	46,814
5 Euro-Africa Division	2,578	191,371	11,958	1,755	199,129	11,877,749	63.55	2,824,736	15.11	1,053,908	1,129,951	2,183,876	11.68	4,782	266,059
6 Far Eastern Division	2,327	251,503	21,979	9,895	261,915	3,750,105	15.28	861,989	3.51	300,004	1,003,600	1,303,626	5.31	3,755	320,897
7 Inter-American Division	1,954	334,395	45,098	7,314	369,928	9,770,698	31.28	1,829,883	5.86	393,750	1,522,585	1,916,346	6.14	4,540	430,213
8 Northern Europe-West Africa Div.	693	94,406	9,997	3,137	96,922	6,286,314	69.16	2,442,990	26.68	414,685	352,590	767,287	8.44	2,093	169,802
9 South American Division	1,156	309,001	32,766	11,889	326,858	7,122,630	24.01	1,002,653	3.36	406,040	868,614	1,274,664	4.30	4,455	320,948
10 Southern Asia Division	594	66,024	11,105	1,337	74,435	291,326	4.75	176,348	2.86	3,036	16,779	19,815	.32	1,289	87,804
11 Trans-Africa Division	1,635	240,883	28,596	14,187	252,553	3,096,259	13.16	584,057	2.48	64,521	399,778	464,306	1.97	3,922	508,424
Totals, 1973	13,947	1,790,781	185,519	53,923	1,903,523	54,504,127	38.06	12,531,354	8.75	3,313,588	8,865,921	12,179,607	8.51	29,518	2,600,074
Totals, 1972	13,679	1,690,965	161,930	50,044	1,790,781	41,845,348	27.32	9,416,870	6.15	2,060,119	5,871,986	7,932,105	5.18	29,776	2,475,804
Net Increase (Decrease)	266	99,816	23,589	3,879	112,742	12,658,779	10.74	3,114,484	2.60	1,253,469	2,993,935	4,247,502	3.33	(258)	124,270
SUMMARY–WORLD FIELD															
North American Division	3,501	470,622	29,835	10,248	486,601	127,456,507	277.16	24,325,167	52.90	11,474,193	62,711,961	74,186,154	161.32	3,563	404,568
Overseas Division	13,947	1,790,781	165,519	53,923	1,903,523	54,504,127	38.06	12,531,354	9.75	3,313,588	8,665,921	12,179,607	8.51	29,518	2,600,074
Grand Totals, 1973	17,448	2,261,403	215,354	64,171	2,390,124	181,962,634	96.18	36,856,521	19.48	14,787,781	71,577,882	86,365,761	45.65	33,081	3,004,662
Grand Totals, 1972	17,150	2,146,061	191,883	60,017	2,261,403	155,488,747	76.33	31,013,275	15.23	11,065,477	62,645,838	73,711,315	36.19	33,308	2,878,551
Net Increase (Decrease)	298	116,342	23,471	4,154	128,721	26,473,887	19.85	5,643,246	4.25	3,722,304	8,932,044	12,654,446	9.46	(227)	126,111

*Latest Available Figures.

	Statistics	Elementary School Statistics				M. V. Societies		Denominational Workers										Church Properties		
	17	18	19	20	21	22	23	24	25	26	27	28	29	30	31	32	33	34	35	36
	Total Sabbath School Offerings for World Missions	Elementary Schools	Elementary School Enrollment	Estimated Value of Elementary School Buildings and Equipment	Total Operating Expenses of Elementary Schools	M. V. Societies	M. V. Society Membership	Ordained Ministers	Credentialed Missionaries	Credentialed Bible Instructors	Licensed Ministers	Licensed Missionaries	Licensed Bible Instructors	Cred. or Lic. Literature Evangelists	All Other Regular Workers	Total Active Workers	Total Honorary Credentialed Workers	Church Buildings	Approximate Seating Capacity of Church Buildings	Estimated Value of Church Properties
1	61	..	....	.. ..	.....	...	.....	11	12	..	5	23	..	..	30	81	62	..	.....	.....
2	2,971	28	1,288	13,432	4,491	148	5,614	19	1	.	5	20	..	6	34	85	..	27	7,900	81,800
3	5,742	35	2,647	5,333	22,666	170	15,280	31	1	..	20	14	..	8	50	124	..	32	11,200	43,900
4	2,713	37	930	3,733	9,336	110	5,329	9	...	..	11	9	..	8	27	64	.	4	1,000	20,500
5	8,534	72	2,491	55,332	30,507	374	19,901	32	9	..	16	66	..	17	33	173	..	47	16,450	62,800
6	3,420	53	1,251	9,999	17,437	208	9,312	16	. .	..	18	22	..	6	23	85	..	16	5,600	24,200
7	9,628	80	1,855	60,133	31,379	310	16,172	34	7	..	13	42	..	23	46	165	.	25	7,500	50,400
	33,069	305	10,462	147,962	115,816	1,320	71,608	152	30	..	88	196	..	68	243	777	62	151	49,650	283,600
8	.....	...	.....	.....	.....	..	....	12	34	..	...	31	..	..	. ...	77	62	...	.....	.....
9	58,886	2	94	192,307	43,551	20	400	13	6	..	8	13	..	17	10	67	.	25	3,600	924,150
10	40,662	4	690	45,000	60,000	84	1,000	11	12	..	4	23	..	14	3	67	..	23	4,000	675,000
11	3,745	...	.....	.....	.. ..	12	110	2	...	..	2	...	1	...	1	6	..	5	950	345,000
12	36,090	3	91	58,593	37,500	16	120	15	8	.	2	12		4	. ...	41	.	15	2,500	349,050
13	5,229	...	.....	.....	.....	2	77	2	1	..	2	1	..	1	.. .	7	..	4	800	143,250
14	80,228	4	366	459,000	85,200	35	349	25	10	.	12	28	.	22	8	105	..	46	11,900	766,200
	224,840	13	1,241	754,900	226,251	169	2,056	80	71	..	30	108	1	58	22	370	62	118	23,750	3,202,650
15	.. ..	..	.....	... .	.....	...	....	..	..	.	. .	.	.	...	....	.....	.	.	....	.....
16	2,090	2	380	14,421	5,500	18	1,346	11	3	..	2	7	.	8	2	33	2	10	5,000	31,540
17	1,928	4	927	16,325	3,922	24	1,943	16	7	..	4	22	..	4	1	54	4	14	5,550	39,625
18	11,525	9	2,550	16,325	4,639	44	3,509	27	14	..	3	36	..	10	4	94	18	48	52,992	63,125
	15,543	15	3,857	47,071	14,061	86	6,798	54	24	..	9	65	..	22	7	181	24	72	63,542	134,290
19	226	3	299	22,500	10,312	..	.....	13	10	..	9	63	..	.	35	130	..	...	.....	. ...
20	9,073	7	593	13,500	23,101	90	2,670	11	7	1	4	18	.	4	3	48	..	27	3,500	111,000
21	1,323	1	122	150	849	26	276	7	1	.	...	4	..	1	. ...	13	..	6	1,900	23,250
22	3,245	. .	.....	.....	....	67	684	6	1	..	2	3	..	6	....	18	..	12	2,000	30,000
23	1,773	2	449	27,000	14,340	7	276	4	..	.	2	...	1	.	....	7	.	4	800	30,000
24	10,347	3	444	22,500	18,011	110	2,700	15	5	1	6	13	..	10	1	51	.	32	7,500	199,500
	25,987	16	1,907	85,650	66,613	300	6,606	56	24	2	23	101	1	21	39	167	9	81	15,700	393,750
25	.....	. .	.....	.....	.....	...	....	7	7	..	7	59	..	..	.....	80	5	.	.....	.....
26	8,555	75	3,837	23,000	18,662	400	15,749	25	4	..	22	87	..	1	....	139	..	2	1,000	21,300
27	591	25	1,293	32,000	15,034	99	2,703	11	7	..	12	41	..	6	.....	77	..	3	1,120	14,700
28	3,756	8	751	35,000	8,294	32	532	17	...	..	22	2	..	16	27	84	.	7	1,450	77,700
29	701	1	300	40,000	2,592	6	108	2	...	..	3	..	..	2	17	24	..	3	550	23,600
30	638	...	.. .	....	.....	...	.....	6	1	..	7	16	..	1	.....	31	..	..	.....	.....
	14,241	109	6,181	130,000	44,582	537	19,092	68	19	..	73	205	..	26	44	435	5	15	4,120	137,300
31	....	3	502	19,296	172,800	...	.....	12	10	..	1	57	..	...	14	94	31	...	.....	.. ..
32	3,654	1	142	20,520	3,600	20	1,441	10	...	.	5	9	.	1	7	32	..	18	3,500	77,472
33	1,012	...	.....	.....	.....	...	.....	1	. .	.	3	1	..	...	3	8	..	4	908	19,584
34	6,998	19	4,120	57,600	144,000	39	1,417	15	1	..	6	32	..	9	68	131	.	33	8,250	171,000
35	15,016	42	7,347	190,800	248,140	267	10,212	25	...	..	17	44	.	6	167	259	..	33	8,210	275,022
36	15,440	2	72	91,800	54,000	6	119	3	7	..	1	6	..	1	4	22	..	5	535	126,000
37	3,147	...	.....	.....	...	3	69	1	...	..	2	4	.	...	1	8	..	4	445	41,112
	45,267	67	12,183	380,016	622,540	335	13,258	67	18	..	35	153	..	17	264	554	31	97	21,848	710,190
38	.....	...	.....	.....	.....	.	.....	7	4	..	4	61	.	..	28	104	..	...	. ...	....
39	.....	...	.....	.....	.... .	...	.....	7	...	.	...	...	..	1	8	16	2	...	.... .	.. ..
40	.....	.	.....	. ...	.....	...	...	13	...	..	15	19	..	24	6	77	3	...	.....	.... .
41	.....	...	.....	.....	.....	..	.... .	2	...	..	7	..	.	...	.....	9	3	...	....	.....
	35,048	12	3,056	42,000	56,000	202	2,710	29	4	..	26	80	..	25	42	206	8	43	16,500	298,500
42	1	..	.....	.... .	.....	.	...	28	85	..	1	60	..	..	67	241	1	..	.....	....
43	33,069	305	10,462	147,962	115,816	1,320	71,608	152	30	..	88	196	..	68	243	777	62	151	49,650	283,600
44	224,840	13	1,241	7,549	226,251	169	2,056	80	71	..	30	108	1	58	22	370	62	118	23,750	3,202,650
45	15,543	15	3,857	47,071	14,061	86	6,798	54	24	..	9	65	.	22	7	181	24	72	63,542	134,290
46	25,987	16	1,907	85,650	66,613	300	6,606	56	24	2	23	101	1	21	39	267	9	81	15,700	393,750
47	14,241	109	6,181	130,000	44,582	537	19,092	68	19	..	73	205	..	26	44	435	5	15	4,120	137,300
48	45,267	67	12,183	380,016	622,540	335	13,258	67	18	.	35	153	..	17	264	554	31	97	21,848	710,190
49	35,048	12	3,056	42,000	56,000	202	2,710	29	4	..	26	80	..	25	42	206	8	43	16,500	298,500
	393,996	537	38,887	840,248	1,145,863	2,949	122,128	534	275	2	285	968	2	237	728	3,031	202	577	195,110	5,160,280
1	103,033	87	13,099	432,964	373,140	1,001	32,681	268	195	6	111	344	1	321	603	1,849	45	676	114,330	2,717,850
2	1,461,820	273	16,131	4,188,029	1,455,918	1,597	56,440	460	217	1	759	1,466	1	83	1,439	4,426	305	1,170	139,910	16,090,131
3	.....	...	.....	.....	.. .	322	8,541	134	126	..	213	83	32	133	538	1,259	..	284	.....	.....
4	. ...	.	....	.....	.....	156	3,804	93	...	..	39	70	..	...	48	250	..	10	.....	.....
5	1,206,393	299	24,370	778,816	361,475	1,295	57,024	1,026	143	40	332	594	368	358	1,307	4,168	476	479	85,030	19,494,108
6	416,968	395	26,196	1,011,819	651,382	2,863	93,553	667	669	31	446	2,278	58	1,772	2,795	8,716	228	2,760	482,770	6,835,093
7	1,139,130	413	35,409	2,532,709	1,260,809	3,009	106,850	568	477	30	368	1,294	140	563	784	4,224	81	2,115	405,939	14,427,982
8	822,873	146	26,595	1,187,107	665,653	1,008	27,787	414	331	22	155	418	25	308	1,579	3,252	229	522	43,835	7,998,745
9	707,193	413	37,565	1,072,913	1,004,317	2,326	110,357	593	364	32	248	1,543	25	429	1,725	4,959	271	1,592	269,139	8,194,564
10	77,766	197	15,824	1,685,594	490,926	473	15,664	274	110	5	189	1,211	15	83	932	2,819	53	533	70,000	1,556,328
11	393,996	537	38,887	840,248	1,145,863	2,949	122,128	534	275	2	285	968	2	237	728	3,031	202	577	195,110	5,160,280
	6,329,172	2,760	234,076	13,730,199	7,409,483	16,999	634,829	5,031	2,907	169	3,145	10,269	667	4,287	12,478	38,953	1,890	10,718	1,806,063	82,475,081
	4,806,394	3,760	219,275	9,452,578	7,070,654	16,570	599,871	4,877	2,726	181	2,976	10,182	567	3,830	12,615	37,954	1,890	10,500	1,774,698	66,051,369
	1,522,778	(1,000)	14,801	4,277,621	338,829	429	34,958	154	181	(12)	169	87	100	457	(137)	999	..	218	31,365	16,423,712
	13,413,250	1,140	63,698	90,012,865	35,167,455	2,613	80,205	2,892	4,775	107	832	5,065	55	787	16,935	31,448	1,364	3,211	711,475	238,668,243
	6,329,172	2,760	234,076	13,730,199	7,409,483	16,999	634,829	5,031	2,907	169	3,145	10,269	667	4,287	12,478	38,953	1,890	10,718	1,806,063	82,475,081
	19,742,422	3,900	297,774	103,743,064	42,576,938	19,612	715,034	7,923	7,682	276	3,977	15,334	722	5,074	29,413	70,401	3,254	13,929	2,517,538	321,143,324
	16,887,189	4,701	274,046	83,999,842	36,205,030	19,642	678,439	7,669	7,055	277	3,799	15,068	612	4,586	29,194	68,260	3,275	13,696	2,456,803	288,178,206
	2,855,233	(801)	23,728	19,743,222	6,371,908	(30)	36,595	254	627	(1)	178	266	110	488	219	2,141	(21)	233	60,735	32,965,118

Section I – Educational Institutions

NAME	LOCATION	Enrollment: Grades K-8	Enrollment: Grades 9-12	Enrollment: Grades 13-16	Enrollment: Above College	Enrollment: Special or Classified	Number of Teachers: Grades K-8	Number of Teachers: Grades 9-12	Number of Teachers: Grades 13-16	Number of Teachers: Other Employees	Graduates: 12th Year	Graduates: 14th Year	Graduates: 16th Year	Graduates: Above College	Grads. Ent. Danom. Work: Jr. College 14th Grade	Grads. Ent. Danom. Work: College 16th Grade	Grads. Ent. Danom. Work: Above College
PART 1 – Colleges in North America																	
Andrews University	Berrian Springs, Michigan	..	.	1,466	768	89	.	..	162	328	..	6	266	276	..	174	88
Atlantic Union College	South Lancaster, Mass.	..	..	717	19	42		..	53	96	.	42	107	..	39	46	..
Canadian Union College	College Heights, Alberta	..	..	103	..	18	..	..	18	22	..	10	7	..	...	6	..
Columbia Union College	Takoma Park, Maryland	..	.	951	19	160	..	..	66	12	..	166	..	..	..	36	..
Kettering College of Medical Arts	Kettering, Ohio	..	..	325	.	3	..	..	39	6	..	91	..	..	48	..	..
Kingsway College	Oshawa, Ontario, Canada	..	..	43	..	4	..	..	13	7	..	x	..	..	1	..	..
Loma Linda University	Loma Linda, California	..	..	2,476	1,506	290	..	..	724	x	..	87	446	336	..	83	71
Oakwood College	Huntsville, Alabama	..	..	926	..	36	.	.	47	126	.	..	124	.	x	x	..
Pacific Union College	Angwin, California	..	..	1,865	76	131	..	..	146	198	..	118	190	23	45	48	..
Southern Missionary College	Collegedale, Tennessee	..	..	1,421	17	106	..	..	127	227	..	99	186	.	21	76	..
Southwestern Union College	Keene, Texas	..	..	630	21	12	..	..	53	1	.	5	73	..	x	x	x
Union College	Lincoln, Nebraska	..	..	831	24	15	..	.	109	22	..	34	94	..	4	24	..
Walla Walla College	College Place, Washington	..	..	1,692	146	..	..	..	122	191	..	17	307	20	10	181	13
Total for North America		..	..	13,688	2,598	896	..	..	1,699	1,235	..	664	1,799	655	168	876	172
Home Study Institute	Takoma Park, Maryland	438	954	1,316	.	403	4	21	31	29	..	..	..	..	..	..	..
Grand Total		438	954	14,984	2,598	1,299	4	21	1,730	1,265	..	664	1,799	655	168	876	172
PART 2 – Secondary Schools in North America																	
Atlantic Union - 7		..	1,027	..	..	..	..	81	..	34	214	..	..	..	..	..	..
Bermuda Institute	Southampton, Bermuda	..	54	..	..	..	..	11	..	3	7	..	..	..	..	..	..
Greater Boston Academy	Stoneham, Massachusetts	..	104	..	..	..	..	8	..	3	20	..	..	..	..	..	..
Greater New York Academy	Woodside L.I., New York	..	249	..	..	..	..	14	..	3	46	..	..	..	..	..	..
Northeastern Academy	Bronx, New York	..	98	..	..	..	..	12	..	2	22	..	..	..	..	..	..
Pioneer Valley Academy	New Braintree, Massachusetts	..	219	..	..	..	..	13	..	13	55	..	..	..	..	..	..
South Lancaster Academy	South Lancaster, Massachusetts	..	158	..	..	..	..	13	.	3	30	..	..	..	..	..	..
Union Springs Academy	Union Springs, New York	..	145	..	..	..	..	10	..	7	34	..	..	..	..	..	..
Canadian Union - 4		..	626	..	..	..	..	70	..	45	146	..	..	..	..	..	..
Canadian Union College Academy	College Heights, Alberta	..	307	..	..	..	..	24	..	25	79	..	..	..	..	..	..
Kingsway College Academy	Oshawa, Ontario, Canada	..	213	..	..	..	..	27	..	18	41	..	..	..	..	..	..
Newfoundland Academy	St. Johns, Newfoundland	..	49	..	..	..	..	7	..	1	16	..	..	..	..	..	..
Okanagan Academy	Kelowna, B.C., Canada	..	56	..	..	..	..	12	..	1	11	..	..	..	..	..	..
Central Union - 8		..	1,059	..	..	..	..	91	.	42	236	..	..	..	..	..	..
Campion Academy	Loveland, Colorado	..	339	..	..	..	..	23	.	10	80	..	..	..	..	..	..
College View Academy	Lincoln, Nebraska	..	135	..	..	..	..	11	..	3	26	..	..	..	..	..	..
Enterprise Academy	Enterprise, Kansas	..	113	..	..	..	..	9	.	10	25	..	..	..	..	..	..
Mile High Academy	Denver, Colorado	..	171	..	..	..	..	14	..	6	36	..	..	..	..	..	..
Platte Valley Academy	Shelton, Nebraska	..	164	..	..	..	..	21	..	7	40	..	..	..	..	..	..
Sunnydale Academy	Centralia, Missouri	..	137	..	..	..	..	13	..	6	31	..	..	..	..	..	..
Columbia Union - 8		..	2,208	..	..	..	..	140	..	77	466	..	..	..	..	..	..
Blue Mountain Academy	Hamburg, Pennsylvania	..	396	..	..	..	..	23	..	21	97	..	..	..	..	..	..
Garden State Academy	Tranquility, New Jersey	..	178	..	..	..	..	15	.	7	39	..	..	..	..	..	..
Highland View Academy	Hagerstown, Maryland	..	139	..	..	..	..	8	..	8	19	..	..	..	..	..	..
Mount Vernon Academy	Mount Vernon, Ohio	..	326	..	..	..	..	22	..	14	76	..	..	..	..	..	..
Pine Forge Academy	Pine Forge, Pennsylvania	..	167	..	..	..	..	14	.	x	39	..	..	..	..	..	..
Shenandoah Valley Academy	New Market, Virginia	..	275	..	..	..	..	18	..	13	55	..	..	..	..	..	..
Spring Valley Academy	Centerville, Ohio	..	137	..	..	..	..	13	..	7	31	..	..	..	..	..	..
Takoma Academy	Takoma Park, Maryland	..	572	..	..	..	..	27	..	7	110	..	..	..	..	..	..
Lake Union - 8		..	1,778	..	..	..	..	136	..	62	460	..	..	..	..	..	..
Adelphian Academy	Holly, Michigan	..	242	..	..	..	..	19	..	5	71	..	..	..	..	..	..
Andrews University Academy	Berrien Springs, Michigan	..	233	..	..	..	..	14	..	x	82	..	..	..	..	..	..
Battle Creek Academy	Battle Creek, Michigan	..	122	..	..	..	..	13	..	7	25	..	..	..	..	..	..
Broadview Academy	La Fox, Illinois	..	270	..	..	..	..	14	.	13	48	..	..	..	..	..	..
Cedar Lake Academy	Cedar Lake, Michigan	..	277	..	..	..	..	21	.	11	72	..	..	..	..	..	..
Grand Ledge Academy	Grand Ledge, Michigan	..	101	..	..	..	..	10	..	2	25	..	..	..	..	..	..
Indiana Academy	Cicero, Indiana	..	148	..	..	..	..	14	..	6	41	..	..	..	..	..	..
Shiloh Academy	Chicago, Illinois	..	101	..	..	..	..	12	..	6	19	..	..	..	..	..	..
Wisconsin Academy	Columbus, Wisconsin	..	284	..	..	..	..	19	..	12	77	..	..	..	..	..	..
Northern Union - 3		..	438	..	..	..	..	39	..	26	116	..	..	..	..	..	..
Maplewood Academy	Hutchinson, Minnesota	..	164	..	..	..	..	15	..	11	52	..	..	..	..	..	..
Oak Park Academy	Nevada, Iowa	..	147	..	..	..	..	14	.	12	39	..	..	..	..	..	..
Sheyenne River Academy	Harvey, North Dakota	..	107	..	..	..	..	10	.	5	25	..	..	..	..	..	..
North Pacific Union - 9		..	2,725	..	..	..	..	164	..	117	652	..	..	..	..	..	..
Auburn Academy	Auburn, Washington	..	531	..	..	..	..	27	..	16	146	..	..	..	..	..	..
Columbia Academy	Battle Ground, Washington	..	299	..	..	..	..	17	..	14	50	..	..	..	..	..	..
Gem State Academy	Caldwell, Idaho	..	267	..	..	..	..	20	..	14	70	..	..	..	..	..	..
Laurelwood Academy	Gaston, Oregon	..	406	..	..	..	..	18	.	8	92	..	..	..	..	..	..
Milo Academy	Milo, Oregon	..	240	..	..	..	..	15	..	12	49	..	..	..	..	..	..
Mount Ellis Academy	Bozeman, Montana	..	142	..	..	..	..	14	.	9	31	..	..	..	..	..	..
Portland Union Academy	Portland, Oregon	..	257	..	..	..	..	14	..	6	56	..	..	..	..	..	..
Upper Columbia Academy	Spangle, Washington	..	272	..	..	..	..	22	..	13	73	..	..	..	..	..	..
Walla Walla Valley Academy	*College Place, Washington*	..	311	..	..	..	..	17	..	25	75	..	..	..	..	..	..
Pacific Union - 23		..	5,487	..	..	..	..	361	..	299	1,219	..	..	..	..	..	..
Armona Union Academy	Armona, California	..	67	..	..	..	..	10	..	7	12	..	..	..	..	..	..
Bakersfield Academy	Bakersfield, California	..	113	..	..	..	..	13	..	1	14	..	..	..	..	..	..
Fresno Union Academy	Fresno, California	..	146	..	..	..	..	10	.	4	26	..	..	..	..	..	..
Glendale Union Academy	Glendale, California	..	279	..	..	..	..	16	.	14	58	..	..	..	..	..	..
Golden Gate Academy	Oakland, California	..	110	..	..	..	..	12	.	3	20	..	..	..	..	..	..
Hawaiian Mission Academy	Honolulu, Hawaii	..	243	..	..	..	..	16	..	9	61	..	..	..	..	..	..
La Sierra College Academy	La Sierra, California	..	369	..	..	..	..	19	.	7	73	..	..	..	..	..	..
Lodi Union Academy	Lodi, California	..	123	..	..	..	..	11	.	7	26	..	..	..	..	..	..
Loma Linda Union Academy	Loma Linda, California	..	392	..	..	..	..	21	..	9	74	..	..	..	..	..	..
Lynwood Academy	Lynwood, California	..	345	..	..	..	..	22	..	6	71	..	..	..	..	..	..
Modesto Union Academy	Modesto, California	..	179	..	..	..	..	15	..	2	33	..	..	..	..	..	..
Monterey Bay Academy	Watsonville, California	..	424	..	..	..	..	23	..	29	131	..	..	..	..	..	..
Mountain View Union Academy	*Mountain View, California*	..	264	..	..	..	..	15	..	4	59	..	..	..	..	..	..
Newbury Park Academy	Newbury Park, California	..	290	..	..	..	..	15	.	19	68	..	..	..	..	..	..
Orangewood Academy	Garden Grove, California	..	250	..	..	..	..	15	.	6	50	..	..	..	..	..	..
PUC Preparatory	Angwin, California	..	243	..	..	..	..	13	.	1	66	..	..	..	..	..	..
Rio Lindo Academy	Healdsburg, California	..	416	..	..	..	..	26	..	14	115	..	..	..	..	..	..
Sacramento Union Academy	Carmichael, California	..	213	..	..	..	..	16	.	5	42	..	..	..	..	..	..
San Diego Union Academy	National City, California	..	225	..	..	..	..	15	..	7	55	..	..	..	..	..	..
San Fernando Valley Academy	*Northridge, California*	..	122	..	..	..	..	11	.	4	23	..	..	..	..	..	..
San Gabriel Academy	San Gabriel, California	..	160	..	..	..	..	13	..	7	28	..	..	..	..	..	..
San Pasqual Academy	Escondido, California	..	239	..	..	..	..	16	..	29	53	..	..	..	..	..	..
Thunderbird Academy	Scottsdale, Arizona	..	265	..	..	..	..	15	..	15	61	..	..	..	..	..	..
Southern Union - 6		..	1,839	..	..	..	..	118	..	71	378	..	..	..	..	..	..
Bass Memorial Academy	Lumberton, Mississippi	..	138	..	..	..	..	11	..	14	28	..	..	..	..	..	..
Collegedale Academy	Collegedale, Tennessee	..	275	..	..	..	..	18	..	3	45	..	..	..	..	..	..
Forest Lake Academy	Maitland, Florida	..	500	..	..	..	..	23	..	14	91	..	..	..	..	..	..
Georgia-Cumberland Academy	Calhoun, Georgia	..	231	..	..	..	..	14	..	6	49	..	..	..	..	..	..
Greater Miami Academy	Miami, Florida	..	101	..	..	..	..	8	.	5	15	..	..	..	..	..	..
Highland Academy	Portland, Tennessee	..	145	..	..	..	..	12	..	8	33	..	..	..	..	..	..
Madison Academy	Madison, Tennessee	..	159	..	..	..	..	10	..	8	31	..	..	..	..	..	..
Mount Pisgah Academy	Candler, North Carolina	..	161	..	..	..	..	13	..	4	53	..	..	..	..	..	..
Oakwood College Academy	Huntsville, Alabama	..	129	..	..	..	..	8	.	7	33	..	..	..	..	..	..
Southwestern Union - 5		..	732	..	..	..	..	56	..	24	174	..	..	..	..	..	..
Chisholm Trail Academy	Keene, Texas	..	202	..	..	..	..	13	..	1	42	..	..	..	..	..	..
Jefferson Academy	Jefferson, Texas	..	49	..	..	..	..	6	..	2	16	..	..	..	..	..	..
Ozark Academy	Gentry, Arkansas	..	221	..	..	..	..	15	..	11	57	..	..	..	..	..	..
Sandia View Academy	Corrales, New Mexico	..	144	..	..	..	..	10	..	8	27	..	..	..	..	..	..
Valley Grande Academy	Waslaco, Texas	..	116	..	..	..	..	12	..	2	32	..	..	..	..	..	..
Totals – 83		..	17,916	..	..	..	..	1,256	..	709	4,063	..	..	..	..	..	..

x—Incomplete Report

NAME OF CONFERENCE OR MISSION	Number of Schools	Number of Teachers	Enrollment Grades K-8	Enrollment Grades 9-10	Total Enrollment Grades K-10	Eighth Grade Graduates	Number of Baptisms	Estimated Value of Buildings and Equipment	Total Operating Expense
PART 3 – Intermediate and Elementary Schools in North America									
Atlantic Union Conference	69	252	4,069	214	4,283	508	206	4,119,264	2,018,557
Bermuda Mission	1	13	180		180	14	25	194,232	95,334
Greater New York Conference	12	44	654	29	683	68	18	1,350,562	492,633
New York Conference	18	42	476	69	545	56	19	340,450	293,633
Northeastern Conference	10	60	1,420	. .	1,420	190	62	399,068*	588,246*
Northern New England Conference	12	34	350	70	420	42	19	489,353	302,302
Southern New England Conference	16	59	989	46	1,035	138	63	1,345,599	246,409
Canadian Union Conference	46	139	2,197	259	2,456	283	133	2,110,322	1,041,541
Alberta Conference	7	27	392	60	452	48	35	277,500	126,000
British Columbia Conference	16	39	711	65	776	112	41	817,000	451,074
Manitoba-Saskatchewan Conference	5	10	135	21	156	19	. .	307,000	28,201
Maritime Conference	3	6	92	8	100	10		37,652	13,763
Newfoundland Conference	5	29	377	59	436	42	3	232,805	200,025
Ontario Conference	9	26	463	46	509	52	51	425,597	217,988
Quebec Association	1	2	27	. .	27	. .	3	12,766	4,500
Central Union Conference	64	168	2,675	157	2,832	349	250	4,066,654	1,545,745
Central States Conference	2	4	89		89	5	12	96,400	38,800
Colorado Conference	20	74	1,302	58	1,360	153	91	2,217,428	800,656
Kansas Conference	8	20	257	36	293	37	18	42,500	200,617
Missouri Conference	14	31	456	55	513	67	39	1,021,617	266,479
Nebraska Conference	12	31	500	8	506	77	77	577,034	164,749
Wyoming Conference	8	8	69	.	69	10	13	111,675	72,444
Columbia Union Conference	107	408	7,031	405	7,436	857	456	13,367,956	4,293,198
Allegheny East Conference	9	55	1,038	47	1,085	98	64	1,303,465	603,986
Allegheny West Conference	3	15	238	.	238	33	23	395,000	132,505
Chesapeake Conference	12	51	684	132	1,016	123	62	1,619,703	562,093
Mountain View Conference	10	13	124	5	129	16	14	217,500	106,207
New Jersey Conference	10	34	599	76	675	68	12	1,893,000	318,457
Ohio Conference	17	62	1,122	. .	1,122	148	72	2,504,706	673,010
Pennsylvania Conference	20	50	742	94	936	104	69	1,444,300	575,231
Potomac Conference	26	126	2,284	51	2,335	265	140	4,000,282	1,319,717
Lake Union Conference	123	367	5,540	545	6,085	765	530	9,585,736	3,465,309
Illinois Conference	24	56	882	83	965	109	99	2,448,112	665,399
Indiana Conference	19	48	601	82	683	74	94	1,113,702	445,108
Lake Region Conference	7	55	797	82	879	140	32	1,175,196	539,259
Michigan Conference	52	167	2,690	241	2,931	372	258	3,939,184	1,615,166
Wisconsin Conference	21	41	570	57	627	70	47	909,540	200,387
North Pacific Union Conference	100	379	6,271	451	6,722	866	594	12,593,285	4,112,484
Alaska Mission	8	15	133	14	147	11	40	633,914	144,235
Idaho Conference	11	23	373	.	373	49	64	786,043	212,992
Montana Conference	9	14	201	. .	201	25	14	293,414	148,609
Oregon Conference	33	166	2,766	213	2,979	378	201	5,191,025	1,736,957
Upper Columbia Conference	21	92	1,589	141	1,730	224	201	2,763,215	987,591
Washington Conference	18	69	1,209	83	1,292	180	74	2,925,674	882,100
Northern Union Conference	37	79	1,006	61	1,067	120	123	2,332,392	1,032,255
Iowa Conference	10	20	287	5	292	27	27	765,744	272,786
Minnesota Conference	13	37	485	56	541	64	65	1,044,234	619,157
North Dakota Conference	8	13	123		123	15	13	358,514	83,424
South Dakota Conference	6	9	111	. .	111	13	17	153,800	56,888
Pacific Union Conference	149	714	14,800	851	15,651	1,954	979	22,006,721	7,195,991
Arizona Conference	14	33	696	33	729	104	86	508,079	273,543
Central California Conference	28	133	2,509	139	2,748	343	206	6,418,587	1,738,867
Hawaiian Mission	7	27	597	. .	597	89	29	871,149	301,112
Nevada-Utah Conference	13	28	428	43	471	35	39	100,051	61,138
Northern California Conference	45	194	3,442	345	3,787	499	257	7,424,217	1,730,674
Southeastern California Conference	24	170	3,647	161	3,808	462	171	1,455,228	1,078,798
Southern California Conference	18	129	3,381	130	3,511	433	191	5,219,410	2,011,859
Southern Union Conference	159	465	7,974	337	8,311	896	587	9,498,714	3,522,743
Alabama-Mississippi Conference	24	48	620	25	645	53	48	738,815	266,559
Carolina Conference	20	59	877	59	936	115	72	919,473	442,063
Florida Conference	37	134	2,065	142	2,207	287	145	2,836,658	993,100
Georgia-Cumberland Conference	41	109	1,578	55	1,743	222	180	2,337,834	750,828
Kentucky-Tennessee Conference	18	54	863	31	894	107	73	1,577,934	530,925
South Atlantic Conference	12	40	1,438	15	1,453	74	50	448,000	333,116
South Central Conference	7	21	433	. .	433	37	19	640,000	106,150
Southwestern Union Conference	78	200	3,243	283	3,526	364	172	3,989,808	1,680,868
Arkansas-Louisiana Conference	12	37	591	79	670	79	21	993,913	334,944
Oklahoma Conference	14	30	417	75	492	53	40	655,335	248,554
Southwest Region Conference	8	27	647	.	647	30	. .	539,000	118,894
Texas Conference	33	86	1,309	114	1,309	158	85	1,521,361	844,064
Texico Conference	11	20	279	15	294	44	26	280,199	134,402
Total for North America	932	3,171	54,806	3,563	58,369	6,972	4,030	83,670,852	29,908,891

* 1972 figures

PART 4—Educational Institutions Outside North America

	Number of Schools			Enrollment			Number of Teachers			Graduates			Grads. Ent. Denom. Work	
	Elementary Grades 1-8	Secondary Grades 9-12	College Grades 13-16	Elementary Grades 1-8	Secondary Grades 9-12	College Grades 13-16	Elementary Grades 1-8	Secondary Grades 9-12	College Grades 13-16	Elementary Grades 1-8	Secondary Grades 9-12	College Grades 13-16	Secondary Grades 9-12	College Grades 13-16
Afro-Mideast Division														
East Africa Union	13	9	2	2,893	1,315	338	73	73	25	..	30	96	..	10
Ethiopian Union	56	6	1	5,378	816	22	149	35	8	.	51	11	28	9
Middle East Union	13	6	1	2,416	616	146	74	61	31	..	35	16	..	8
Tanzania Union	..	1	..	..	180	..	..	8	..	..	55	..	16	.
Totals	81	22	4	10,687	2,827	608	296	177	64	..	171	123	44	27
Australasian Division														
Division Institutions	..	..	1	..	..	519	..	..	47	..	..	146	..	..
Central Pacific Union Mission	18	8	1	1,771	961	75	57	44	6	264	131	39	1	33
Papua New Guinea Union Mission	99	3	1	6,527	811	158	239	38	15	723	57	..	22	60
Trans-Commonwealth Union Conference	27	8	..	1,232	822	..	53	66	..	165	95	..	..	..
Trans-Tasman Union Conference	36	9	1	2,203	1,014	32	89	77	5	288	103	14	5	13
Western Pacific Union Mission	93	3	..	4,390	426	..	203	22	..	..	..	..	..	..
Totals	273	29	4	16,123	4,034	794	641	247	73	1,440	396	199	28	106
Euro-Africa Division														
Angola Union Mission	132	2	..	9,510	275	..	182	22	..	950	24	..	.	..
Austrian Union of Churches	.	1	1	..	20	28	..	6	8	..	6	1	.	1
Czechoslovakian Union Conference	..	.	..	..	..	..	..	..	..	.	..	..	..	..
Equatorial African Union Mission	56	4	1	8,717	460	220	146	20	15	513	18	21	10	6
Franco-Belgian Union Conference	2	1	1	89	107	182	5	17	19	8	16	19	..	18
Indian Ocean Union Mission	33	7	1	3,093	1,474	59	73	60	5	161	80	14	.	11
Mozambique Mission	63	..	..	4,335	..	..	133	..	..	192	.		..	..
Senegal Mission	..	..	1	.	.	5		..	2	..	..	..	.	..
South-European Union Conference	11	6	2	532	118	66	21	16	9	41	22	12	2	..
South German Union Conference	.	1	1	..	294	47	..	31	7	..	49	19	..	14
Swiss Union Conference	2	2	..	70	25	..	5	3	..	12		..	..	..
Union of SDA German Democratic Republic	..	.	1	.	..	59	..	..	9	..	..	7	..	7
Yugoslavian Union Conference	..	1	1	.	96	47	.	9	15	.	..	13	..	10
Totals	299	25	10	24,346	2,889	713	665	184	88	1,877	215	106	12	87
Far Eastern Division														
Central Philippine Union Mission	47	3		1,169	502	..	56	40	..	78	94	..	..	..
East Indonesia Union Mission	60	21	1	2,487	1,331	239	124	112	16	334	127	46		11
FED Overseas Schools	22	1	..	164	96	..	27	11		18	19	.	..	..
Far Eastern Island Mission	4	2	..	251	148	..	15	15		28	23	.	..	..
Japan Union Mission	13	4	1	2,041	501	98	52	58	23	55	84	31	..	14
Korean Union Mission	11	8	1	1,045	1,539	174	55	82	42	182	197	30	..	24
North Philippine Union Mission	95	9	2	5,396	1,294	1,643	186	74	82	624	214	257	..	.
South China Island Union Mission	5	5	2	401	2,348	54	18	113	22	70	91	6	..	8
South Philippine Union Mission	62	7	1	3,959	1,046	885	131	65	87	419	214	66	.	64
Southeast Asia Union Mission	36	11	1	4,238	2,462	154	119	219	28	377	245	36	.	20
West Indonesia Union Mission	82	18	1	5,688	2,218	400	203	301	21	569	144	75	..	39
Totals	437	89	10	28,827	13,475	3,447	998	1,090	301	2,754	1,452	546	..	178
Inter-American Division														
Antillian Union Mission	77	4	1	7,380	594	822	260	36	34	2,201	13	50	x	38
Caribbean Union Conference	47	12	1	6,247	2,787	147	194	111	22	..	81	32	2	22
Central American Union Mission	41	8	1	3,159	829	123	115	54	13	195	28	28	6	15
Colombia-Venezuela Union Mission	100	8	1	6,021	1,314	157	200	109	14	192	80	38	14	..
Franco-Haitian Union Mission	48	4	1	4,291	820	13	93	49	6	339	20	5	..	3
Mexican Union Mission	62	8	1	4,326	1,343	292	143	102	36	368	316	63	3	49
West Indies Union Conference	32	12	1	3,909	2,858	318	95	124	41	296	94	60	1	25
Totals	407	54	7	34,333	10,545	1,572	1,100	584	166	3,591	631	266	28	152
Northern Europe-West Africa Division														
British Union Conference	6	1	1	509	202	216	27	17	22	53	..	28	2	15
Finland Union Conference	3	2	1	68	112	47	6	21	3	..	35	7	5	1
Iceland Conference	.	1	..	..	83	..	..	4	.	..	25	..	..	.
Netherlands Union Conference	..	.	1	.	48	10	.	18	9		..		5	..
Polish Union Conference	..	..	..	..	..	..	..	..	..	..	..	..	.	..
Swedish Union Conference	1	1	1	.	40	40	2	..	.	.	17	17	..	..
West African Union Mission	158	7	3	40,049	1,650	870	994	80	59	4,210	183	205	..	57
West Nordic Union Conference	12	3	1	417	154	104	37	28	13	53	121	20	..	..
Nigerian Union Mission	31	5	1	8,982	796	176	183	32	11	35	142	25	5	14
Totals	211	20	9	50,015	3,085	1,463	1,249	200	117	4,351	523	300	17	87
South American Division														
Austral Union Conference	43	4	1	5,066	1,163	238	184	104	27	540	221	38	..	29
Chile Union Mission	19	4	1	3,631	554	152	101	58	12	146	291	19	..	17
East Brazil Union Mission	70	3	1	5,451	605	64	163	15	4	135	44	5		5
Inca Union Mission	117	6	1	10,709	1,553	313	324	90	18	1,100	178	67	8	31
North Brazil Union Mission	16	1	.	2,007	247	..	62	15	..	40	61	..	..	..
South Brazil Union Conference	159	4	1	11,648	684	367	464	78	29	591	243	38	9	23*
Totals	424	22	5	38,512	4,796	1,134	1,308	360	90	2,552	1,038	167	17	105
Southern Asia Division														
Bangladesh Section	17	2	.	684	104	.	30	13	..	100	40		..	..
Burma Union	..	1	1	...	53	56	..	7	6	..	.	..	..	..
Central India Union	43	5	1	3,483	1,584	..	96	93	68	122	140	..	..	..
Northern Union	86	4	..	4,534	302	..	210	50	..	75	18	..	..	..
Pakistan Union	15	1	1	500	61	30	30	16	11	..	7	5	..	2
South India Union	35	7	1	6,941	1,277	19	295	84	1	..	..		9	..
Sri Lanka Union	7	2	1	151	281	9	12	19	1	32	..	..	..	..
Totals	203	22	5	18,293	3,682	114	873	282	77	329	205	5	9	2
Trans-Africa Division														
Division Institutions	4	2	2	276	349	149	12	32	22	65	80	31	..	38
Central African Union	341	2	1	10,449	325	21	411	21	19	..	..	..	.	..
South African Union Conference	13	4	1	1,046	505	22	50	48	7	118	71	7	..	7
South-East Africa Union	21	3	2	4,802	308	110	118	17	3	552	102	36	6	7
Southern Union	18	3	..	1,907	491	..	58	26	..	1,679	90	..	..	..
Zaire Union	109	3	..	6,181	964	..	160	40	..	4,588	16	..	..	..
Zambesi Union	64	4	1	12,473	618	82	318	38	5	69	103	19	4	4
Zambia Union	12	1	..	2,638	584	..	57	28	..	214	88	..	..	..
Totals	680	22	7	39,672	4,144	384	1,184	250	56	7,275	629	93	10	58
GRAND TOTALS	12,915	306	81	256,808	49,537	10,227	8,002	3,374	1,032	24,169	5,180	1,805	163	780

*—Senior college for all of Brazil

PART 5 – Schools of Nursing in North America

	Enrollment	1973 Graduates
College-controlled Programs		
Andrews University Department of Nursing	121	26
Atlantic Union College Division of Nursing	82	35
Columbia Union College Department of Nursing	142	22
Kettering College of Medical Arts Department of Nursing	154	61
Loma Linda University School of Nursing	379	72
Oakwood College Department of Nursing	43	..
Pacific Union College Department of Nursing	171	78
Southern Missionary College Division of Nursing	344	105
Union College Department of Nursing	151	16
Walla Walla College School of Nursing	362	82
	1,949	498
Hospital-Controlled Program		
North York Branson Hospital	51	20
TOTALS in North America (11)	2,000	518

PART 6 – Schools of Nursing Outside North America

	Enrollment	1973 Graduates
College-controlled Programs		
Far Eastern Division		
*Mountain View College	50	..
Philippine Union College	477	64
Inter-American Division		
Antillean College	100	.
Bella Vista Hospital	..	8
Montemorelos Vocational and Professional College	60	23
West Indies College	25	..
South American Division		
*Brazil College	97	21
Totals (7)	789	106
Hospital-controlled Programs		
Afro-Mideast Division		
Empress Zauditu Memorial Hospital	36	5
Australasian Division		
Sepas Adventist Hospital	33	13
Sydney Sanitarium and Hospital	186	23
Hospital-Controlled Programs—Cont'd		
Euro-Africa Division		
Berlin Sanitarium and Hospital	43	16
Far Eastern Division		
Bandung Mission Hospital	46	25
Bangkok Sanitarium and Hospital	30	25
Hong Kong Adventist Hospital, Tsuen Wan	30	11
Mindanao Sanitarium and Hospital	90	..
Saigon Adventist Hospital	24	8
Seoul Adventist Hospital	100	32
Taiwan Adventist Hospital	49	11
Tokyo Sanitarium and Hospital	43	14
Inter-American Division		
Nicaragua Adventist Hospital	38	16
Northern Europe-West Africa Division		
Adventist Hospital, Ile-Ife	90	14
Kwahu Hospital	..	..
South American Division		
River Plate Sanitarium and Hospital	62	7
Southern Asia Division		
Giffard Memorial Hospital	31	10
Karachi Adventist Hospital	41	14
Trans-Africa Division		
Kanye Hospital	6	2
Malamulo Hospital	46	10
Maluti Hospital	62	10
Mugonaro Hospital	18	.
Totals (22)	1,104	267
TOTALS Outside North America (29)	1,893	373
GRAND TOTALS (40)	3,893	891

*1972 figures

	Number of Institutions	Enrollment: Grades K-8	Enrollment: Grades 9-12	Enrollment: Grades 13-16	Enrollment: Above College	Enrollment: Special or Classified	Number of Teachers: Grades K-8	Number of Teachers: Grades 9-12	Number of Teachers: Grades 13-16	Number of Teachers: Above College	Other Employees	Graduates: 8th Year	Graduates: 12th Year	Graduates: 14th Year	Graduates: 16th Year	Graduates: Above College	Total Graduates	Grads. Ent. Denom. Work
SUMMARY OF EDUCATIONAL INSTITUTIONS																		
North America, College*	13	.	..	14,986	5,823	1,299	.	.	1,730	..	1,265	.	.	664	1,799	655	3,118	1,016
Overseas, Colleges	51	.	..	10,227	11	..	..	.	1,032	.	..	.			1,805	.	1,805	780
North America, Secondary Schools	83	.	21,481#	..	..	.	.	1,256	.	..	.	4,063	.			.	4,063	..
Overseas, Secondary Schools	305	..	49,537	..	..	..	.	3,374	.	.	..	5,160	..		.	.	5,080	163
North America, Elementary	932	54,806	.	..	..	.	3,171	.	.	.	..	6,972	.		.	.	6,972	..
Overseas, Elementary	2,915	256,808	..	..	..	..	8,002	.	.	.	..	24,189	..		..	.	24,114	..
North America, Schools of Nursing	2*	.	.	1,949**	..	.	.	..	..	.	.	.	.	.	498	.	..	..
Overseas, Schools of Nursing	29	.	..	1,893	..	..	..	..	.	..	..	..	..	..	373	..		..
Totals, Educational Institutions, 1973	4,340	311,614	71,018	27,106	5,834	1,299	11,173	4,630	2,762	..	1,265	31,141	9,223	664	4,475	655	45,152	1,959
Totals, Educational Institutions, 1972	4,269	289,159	71,564	23,655	3,225	841	11,205	4,830	2,046	..	1,846	23,222	10,877	431	4,161	669	39,025	1,789
Net Increase (Decrease) 1973	71	22,455	(546)	3,451	2,609	458	(32)	..	716	..	(581)	7,919	(1,654)	233	314	(14)	6,127	170

*Does not include departments or divisions of nursing.
**Already included in N.A.D. Colleges figures.
Includes junior academies.

Section II – Health Care Institutions, 1973

NAME	LOCATION	No. Beds	Average Census	Admissions	Outpatient Visits	Physicians Dentists Residents Interns Employed	Graduate Nurses	Other Employees	Total Employees
PART I – Sanitariums and Hospitals in North America									
Ardmore SDA Hospital	Ardmore, Oklahoma	105	55	3,304	2,949	.	9	157	186
Boulder Memorial Hospital	Boulder, Colorado	115	74	4,901	15,046	.	101	197	298
Castle Memorial Hospital	Kailua, Hawaii	101	66	4,396	12,675	.	52	134	186
Feather River Hospital	Paradise, California	94	55	3,460	9,935	..	48	170	218
Florida Hospital	Orlando, Florida	569	438	21,317	49,487	18	247	1,308	1,673
Fuller Memorial Hospital	South Attleboro, Mass.	61	49	665	1,590	7	10	90	107
Glendale Adventist Medical Center	Glendale, California	452	347	13,144	18,860	25	314	946	1,256
Hackettstown Community Hospital	Hackettstown, New Jersey	106	31	1,546	9,214	4	57	91	152
Hadley Memorial Hospital	Washington, D.C.	77	71	3,014	24,038	11	52	193	256
Hanford Community Hospital	Hanford, California	50	37	2,432	11,222	.	21	89	110
Hays Memorial Hospital	San Marcos, Texas	41	28	1,969	10,370		6	72	78
Highland Hospital	Portland, Tennessee	48	29	1,559	5,534	.	7	78	85
Hinsdale Sanitarium & Hospital	Hinsdale, Illinois	350	327	15,804	109,855	.	223	742	965
Huguley Memorial Hospital	Keene, Texas	Under Construction							
Jay Memorial Hospital	Jay, Oklahoma	28	22	1,289	970	.	6	59	65
Kettering Medical Center	Kettering, Ohio	407	380	18,706	41,425	36	308	951	1,285
Loma Linda Medical Center	Loma Linda, California	509	422	18,795	28,898	175	372	2,102	2,660
Madison Hospital	Madison, Tennessee	215	193	6,974	15,194	..	70	405	475
Marion County Hospital	Jefferson, Texas	37	22	922	1,500		9	43	52
Medical Center Hospital	Punta Gorda, Florida	121	74	3,293	17,441	3	34	154	191
Memorial Hospital	Beeville, Texas	73	49	2,633	975	..	19	121	140
Memorial Hospital	Manchester, Kentucky	63	49	1,326	7,657	.	16	132	148
Menard Hospital	Menard, Texas	26	12	766	954	.	3	47	50
Monument Valley SDA Hospital	Monument Valley, Utah	29	15	615	10,152	4	5	51	61
New England Memorial Hospital	Stoneham, Mass.	291	235	8,751	128,885	8	253	599	860
North York Branson Hospital	Willowdale, Ontario, Canada	447	370	14,285	89,000	24	294	557	875
Paradise Valley Hospital	National City, California	293	129	9,059	32,970	.	115	540	655
Parkview Memorial Hospital	Brunswick, Maine	44	41	2,555	12,136		15	63	78
Porter Memorial Hospital	Denver, Colorado	290	214	11,750	54,725	..	170	542	712
Portland Adventist Hospital	Portland, Oregon	287	198	10,442	62,041	11	135	418	564
Reading Institute of Rehabilitation	Reading, Pennsylvania	57	53	538	1,533	5	24	90	120
Rest Haven General Hospital	Sidney, B.C., Canada	56	43	1,917	21,714		20	63	83
Riverside Hospital	Nashville, Tennessee	50	36	1,431	..	..	3	113	116
Shawnee Mission Medical Center	Shawnee Mission, Kansas	198	175	11,687	11,493		109	484	593
Simi Valley Adventist Hospital	Simi Valley, California	198	116	4,452	14,546	.	49	231	280
Smith, Louis Memorial Hospital	Lakeland, Georgia	40	15	1,021	4,069	.	6	92	98
Sonora Community Hospital	Sonora, California	63	30	2,008	4,333		14	85	99
St. Helena Hospital & Health Center	Deer Park, California	144	60	3,505	8,686	1	67	241	299
Takoma Hospital	Greeneville, Tennessee	78	51	2,883	4,002	.	3	134	137
Tempe Community Hospital	Tempe, Arizona	91	38	2,381	8,375	.	24	71	95
Tillamook County General Hospital	Tillamook, Oregon	78	22	2,006	10,026	.	15	60	75
Toole County Adventist Hospital	Shelby, Montana	32	9	824	2,500	3	6	54	72
Walker Memorial Hospital	Avon Park, Florida	99	51	3,250	34,374	4	24	135	164
Walla Walla General Hospital	Walla Walla, Washington	71	68	2,747	4,315	1	23	166	190
Washington Adventist Hospital	Takoma Park, Maryland	315	270	11,597	37,377	36	255	732	1,023
Watkins, Memorial Hospital	Ellijay, Georgia	50	30	1,786	1,871	7	8	53	68
White Memorial Medical Center	Los Angeles, California	302	240	12,743	50,396	97	155	673	935
Totals (47)		7,251	5,361	256,461	1,006,532	482	3,787	14,539	18,806

NAME	LOCATION	No. Beds	Average Census	Admissions	Outpatient Visits	Physicians Dentists Residents Interns Employed	Graduate Nurses	Other Employees	Total Employees
PART II – Nursing Homes and Retirement Centers in North America									
Adventist Convalescent Hospital of Glendora	Glendora, California	119	113	105	.	. .	5	108	114
Adventist Home, Inc.	Livingston, New York	50	43	.	.	. .	. .	4	4
Crystal Springs Senior Cit. Home	Deer Park, California	31	30*	. .	. .	. .	. .	. .	1
Florida Living Nursing Center	Forest City, Florida	194	102	79	.	. .	7	141	10a
Gear Memorial	Canaan, Connecticut	89	88	108	. .	. .	18	119	12B
Gilmer Nursing Home	Ellijay, Georgia	50	48	36	. .	7	1	27	35
Hillcrest Hampton House, Inc.	Orlando, Florida	15B Apts.	200	. .	. .	.	. .	4	4
Lakeland Ville Convalescent Center	Lakeland, Georgia	52	52	44	. .	. .	1	51	52
Ledgeview Memorial Home	West Paris, Maine	79	76	5B	3	. .	6	B0	86
Menard Manor Retirement Home	Menard, Texas	71	65	38	. .	.	. .	37	37
Oak Park Manor	Nevada, Iowa	70	65	36	. .	. .	2	37	39
Paradise Valley Manor	National City, California	113	90	82	. .	.	2	19	21
Park Manor Personal Care Home	Winnipeg, Man., Canada	100	99	35	.	. .	8	78	B4
Senior Citizens' Center	Boulder, Colorado	(Not a patient care facility)				.	. .	. .	7
Sherwood Park Nursing Home	Sherwood Park, Alberta, Canada	109	100	38	. .	. .	4	43	47
Sunnyside Nursing Home	Saskatoon, Sask., Canada	108	106	. .	. .	.	7	72	79
Swift Current Nursing Home	Swift Current, Sask., Canada	70	70	22	. .	. .	5	44	49
Tesla County Adv. Nursing Home	Shelby, Montana	30	30	. .	. .	. .	1	14	15
Valley Grande Manor	Weslaco, Texas	142	139	43	. ..	.	2	63	65
Venture Estates	Newbury Park, California	196	183	105	. .	.	3	60	B3
Victory Lake Nursing Home	Hyde Park, New York	120	117	98	.	6	11	93	110
W.R. Winslow Memorial Home, Inc.	Elizabeth City, N. Carolina	57	56	18	. .	. .	3	33	36
Totals (22)		1,976	1,883	935	3	13	87	1,076	1,184
PART III – Sanitariums and Hospitals Outside North America									
Afro-Mideast Division									
Empress Zauditu Memorial Hospital	Addis Ababa, Ethiopia	110	99	4,593	31,517	B	28	237	273
Gimbie Hospital	Gimbie, Wollega, Ethiopia	55	44	92B	3,13B	1	2	39	42
Haile Selassie I Hospital*	Debre Tabor, Begemder, Ethiopia	39	13	1,048	6,748	1	1	2B	30
Heri Hospital*	Kigoma, Tanzania, E. Africa	7B	50	3,34B	24,348	2	2	37	41
Ishaka Hospital	Mbarara, Uganda, E. Africa	88	47	3,252	25,017	2	2	41	45
Kendu Hospital	Kendu Bay, Kenya, East Africa	110	111	5,404	24,485	3	4	115	122
Tafferi Makonnen Hospital*	Dessie, Ethiopia	25	9	3,21B	8,359	2	.	26	28
Totals (7)		498	373	21,889	121,611	18	39	523	681
Australasian Division									
Atoifi Adventist Hospital	Malaita, Solomon Islands	90	66	1,B90	25,493	2	4	27	33
Aore Adventist Hospital	Santo, New Hebrides	27	18	B00	6,250	1	1	15	17
Auckland Adventist Hospital	Auckland, New Zealand	56	(Opened January 20, 1974)						
Hatzfeldhaven Hansenide Hospital	Madang, Papua, New Guinea	100	92	743	4,926	. .	4	18	22
Sepas Adventist Hospital	Wabag, Papua, New Guinea	B0	66	3,000	9,000	1	9	53	62
Sydney Adventist Hospital	Wahroonga, N.S.W.	250	1B4	7,446	21,621	11	54	462	537
Tapaba Hansenide Hospital	Mt. Hagen, Papua, New Guinea	490	160	186	1,990	1	5	30	38
Warburton Sanitarium & Hospital	Warburton, Victoria, Australia	108	53	2,121	15,364	4	9	B5	97
Totals (9)		1,111	659	18,074	83,544	28	94	590	804
Euro-Africa Division									
Berlin Hospital (Waldfriede)	Berlin, Germany	186	186	2,236	12,122	14	48	120	182
Bange Mission Hospital	Longanjo, Angola	101	71	3,389	124,290	3	6	110	119
Cameroun Mission Hospital	Koza, Federal Republic of Cameroun	80	53	1,589	2B,663	3	2	14	19
Lake Geneva Sanitarium	Gland, Switzerland	100	5B	2,188	180	4	9	76	B9
Totals (4)		467	378	8,388	165,118	24	65	320	409
Far Eastern Division									
Adventist Medical Center	Okinawa, Japan	22	15	772	51,109	6	16	65	B6
Bacolod Sanitarium & Hospital	Bacolod City, Philippines	59	19	2,995	12,948	10	13	61	104
Bandung Mission Hospital	Bandung, Indonesia	150	106	2,954	17,B74	4	56	220	280
Bangkok Adventist Hospital	Bangkok, Thailand	1B8	120	7,511	88,024	33	98	158	2B9
Cagayan Valley Sanitarium & Hospital	Isabela, Philippines	45	28	1,B10	10,999	5	9	53	67
Gingoog City Community Hospital	Mindanao, Philippines	25	13	1,233	1,760	2	3	11	16
Haad Yai Mission Hospital	Haad Yai, Thailand	30	27	1,729	17,739	2	9	41	51
Hong Kong Adventist Hospital	Stubbs Road, Hong Kong	81	20	1,263	14,859	6	32	6B	1B4
Hong Kong Adventist Hospital	Tsuen Wan, Hong Kong	108	66	3,516	32,104	5	47	105	157
Keiai Adventist Hospital	Keiai, Japan	45	6	24	1,504	4	6	22	34
Manila Sanitarium & Hospital	Manila, Philippines	151	18	6,5B6	31,733	39	97	216	352
Medan Adventist Hospital	Medan, Indonesia	40	16	247	3,B09	4	B	20	32
Miller Sanitarium & Hospital	Cebu City, Philippines	60	37	2,76B	12,7B6	10	18	62	90
Mindanao Sanitarium & Hospital	Iligan City, Philippines	76	55	3,19B	17,946	5	11	136	152
Penang Adventist Hospital	Penang, Malaysia	118	68	3,794	37,647	4	1B	144	165
Phuket Mission Hospital	Phuket, Thailand	47	40	2,670	37,594	3	11	59	73
Pusan Sanitarium & Hospital*	Pusan, Korea	34	7	1,277	22,888	5	14	51	70
Saigon Adventist Hospital	Saigon, Vietnam	132	B4	5,470	59,345	9	61	340	410
Seoul Adventist Hospital	Seoul, Korea	97	58	2,812	73,974	26	58	145	228
Taiwan Adventist Hospital	Taipei, Taiwan	138	137	4,540	56,641	27	92	159	287
Tokyo Sanitarium & Hospital	Tokyo, Japan	120	88	3,336	80,920	17	61	164	242
Youngberg Memorial Adventist Hospital	Singapore	76	51	2,389	32,637	6	22	129	157
Totals (22)		1,881	1,868	62,881	734,131	231	788	2,456	3,447
Inter-American Division									
Andrews Memorial Hospital	Kingston, Jamaica, W.I.	38	26	1,B11	16,514	2B	12	92	132
Antillean Adventist Hospital*	Curacao, Netherlands Antilles	35	21	1,244	5,365	1	5	2B	35
Bella Vista Hospital	Moyaguez, Puerto Rico	82	71	5,221	27,920	18	37	176	229
Davis Memorial Hospital & Clinic	Georgetown, Guyana	60	30	2,159	13,916	5	10	102	117
Montemorelos Sanitarium & Hospital	Montemorelos, N.L., Mexico	50	23	990	21,000	7	10	129	146
Nicaragua Adventist Hospital	La Trinidad, Estelí, Nicaragua	29	28	1,634	23,658	3	13	69	76
Port-of-Spain Community Hospital	Trinidad, W.I.	70	46	3,309	11,607	4	18	123	145
Totals (7)		346	245	16,078	119,879	64	106	718	880
Northern Europe-West Africa Division									
Adventist Hospital	Ile-Ife, Nigeria	155	93	4,263	31,850	8	37	174	219
Crieff Nursing Home & Health Inst.	Crieff, Scotland	46	36	66	10	6	4	4	13
Hopeasiami Sanitarium	Nummela, Finland	40	32	1,27B	. .	2	2	32	36
Hultafors Sanitarium	Bellebygd, Sweden	155	125	2,095	500	2	14	92	108
Jaisy Sanitarium	Moss, Norway	44	412	644	. .	1	1	16	18
Jengre SDA Hospital	Jos, Nigeria	50	31	1,415	13,8B6	1	6	36	43
Kwahu Hospital	Mpraeso, Ghana	135	93	3,602	58,154	4	50	210	273
Masenga Leprosy Hospital	Magburaka, Sierra Leone	190	164	361	2,100	1	2	56	59
Nyhytten Sanitarium & Hospital	Jarnbaes, Sweden	112	B2	1,361	255	1	. .	43	44
Oslo Health Home	Oslo, Norway	34	20	297	27,652	4	35	1B3	222
Skodsborg Sanitarium	Skodsborg, Denmark	270	227	3,267	393	2	14	79	B5
Skagli Sanitarium	Lillehammer, Norway	129	116	1,647*	. .	1	2	64	67
Talvonlinna Summer Sanitarium	Pilkkio, Finland	80	B5	483	5	1	2	65	69
Tromsa Clinic	Tromso, Norway	70	64	. .	991	1	4	24	29
Totals (14)		1,500	1,599	28,689	135,797	34	182	1,868	1,285
South American Division									
Salem Adventist Hospital	Salem, Para, Brazil	180	91	2,453	23,269	32	9	173	214
Belgrano Adventist Sanitarium & Hospital	Buenos Aires, Argentina	29	16	624	4,913	20	20	2B	68
Chaca Sanitarium & Hospital	Saenz Pena, Chaca, Argentina	28	20	908	16,190	5	12	21	39
Hahenau Adventist San. & Hospital	Colonial Hahenau, Paraguay	30	13	1,574	6,558	2	1	21	24
Juliaca Adventist Clinic	Juliaca, Peru	50	27	1,290	17,890	4	5	33	42
Miraflores Adventist Clinic	Miraflores, Lima, Peru	32	25	803	6,853	20	6	19	46
North Argentine Sanitarium	Misiones, Argentina	40	19	1,160	10,269	6	13	23	42
Paraguay Adventist San. & Hospital	Asuncion, Paraguay	25	14	731	19,500	10	10	33	53
Pantiqo Adventist Hospital	Campo Grande, Mato Grosso, Br.	60	76	372	573	2	3	31	36
Quito American Clinic	Quito, Ecuador	29	23	1,371	9,779	8	6	32	43
River Plata Sanitarium & Hospital	Puiggari, Entre Rios, Argentina	171	121	4,742	33,572	29	72	248	349
Sao Paulo Adventist Hospital	Sao Paulo, Brazil	36	22	920	2,867	21	5	75	101
Silvestre Adventist Hospital	Rio de Janeiro, Brazil	120	83	4,053	7,7B8	92	16	407	515
Stahl Clinic	Iquitos, Peru	22	20	1,643	9,310	3	1	24	28
Totals (14)		784	569	22,634	169,281	263	178	1,168	1,699
Southern Asia Division									
Giffard Memorial Hospital	Nuzvid, Krishna, India	131	85	2,983	24,065	4	31	111	146
Gopalganj Hospital	Gopalganj, Bangladesh	20	14	476	18,625	2	2	21	26
Karachi Hospital	Karachi, Pakistan	129	115	6,543	55,517	20	52	264	336
Lakeside Medical Center*	Kandy, Sri Lanka (Ceylon)	17	12	592	69	4	B	23	33
Ottapalam Hospital	Ottapalam, Kerala, India	60	43	2,834	20,584	5	18	26	49
Ranchi Hospital	Ranchi, Bihar, India	56	32	1,547	8,707	3	10	37	50
Ruby Nelson Memorial Hospital	Jullundur, North India	50	50	1,37B	49,825	3	7	42	62
Schaer Memorial Hospital	Banapa, Nepal	32	23	1,224	8,335	2	6	22	29
Simla Sanitarium & Hospital	Simla, India	42	24	5B6	9,430	2	4	25	32
Surat Hospital	Surat, Gujarat, India	91	55	1,389	18,745	3	15	27	d5
Totals (10)		609	448	17,852	225,993	48	168	589	787

*Based on 1972 figures

PART III – Sanitariums and Hospitals Outside North America–Cont'd

NAME	LOCATION	No. Beds	Average Census	Admissions	Outpatient Visits	Physicians Dentists Residents Interns Employed	Graduate Nurses	Other Employees	Total Employees
Trans-Africa Division									
Kanye Hospital	Kanye, Botswana, Africa	200	128	3,367	32,244	3	8	118	129
Malamulo Hospital & Leprosarium	Makwase, Malawi, Africa	109	91	4,472	58,170	3	5	173	181
Maluti Hospital	Ficksburg, O.F.S., S. Africa	175	121	2,534	21,602	3	14	90	107
Mugonero Hospital	Kibuye, Rwanda, Africa	148	87	5,271	23,896	2	6	49	57
Mwemi Hospital & Lepresarium	Chipata, Zambia, Africa	120	125	3,884	33,180	1	5	89	95
Songa Hospital & Lepresarium	Kamina, Zaire, Africa	107	70	1,755	17,443	2	2	43	47
Yuke Hospital & Leprosarium	Kalabo, Zambia, Africa	74	58	2,232	118,791	1	2	56	59
Totals (7)		933	590	24,505	305,325	15	42	616	675
Totals (93)		8,047	6,027	212,052	2,050,672	708	1,526	8,142	10,477

PART IV – Clinics and Dispensaries Outside North America

NAME	LOCATION	No. Beds	Outpatient Visits	Physicians Dentists Employed	Nurses Employed	Other Employees	Total Employees
Afro-Mideast Division							
East African Union							
Bugema Dispensary	Kampala, Uganda	.	3,253	.	. .	3	3
Enkorika SDA Health Centre	Enkorika, Kajiado, Kenya	6	17,501	. .		3	3
Gesusu Dispensary	Gesusu, Kisii, Kenya	. .	8,870	. .		3	3
Kaigat SDA Dispensary	Eldaret, Kenya	. .	6,250	.	. .	5	5
Katikamu Dispensary	Kampala, Uganda		2,261	.	. .	3	3
Kebeneti Dispensary	Kebeneti, Karicho, Kenya		8,870	. .	.	4	4
Kenyenya Dispensary	Kisii, Kenya	9	9,765	. .	.	4	4
Kireka Dispensary	Kireka, Kampala, Uganda	.	3,828			2	2
Nairobi Clinic	Nairobi, Kenya	. .	11,966			4	4
Nairobi Surgery	Nairobi, Kenya	. .	3,407		. .	3	3
Nyabikaye Dispensary	Kisii, Kenya	3	990		.	3	3
Renen Dispensary	Kisii, Kenya	.	5,490	. .	.		.
Riokindo Health Centre	Kisii, Kenya	6	1,841		. .	4	4
Itibo Health Centre	Kisii, Kenya	4	10,083	.	. .	3	3
Ethiopian Union							
Abonze Clinic	Addis Ababa, Ethiopia	2	4,730		1	1	2
Asaita Clinic	Dessia, Ethiopia	10	9,165	.	2	1	3
Green Lake Clinic	Addis Ababa, Ethiopia	3	1,138	. .	1	2	3
Middle East Union							
Tehran SDA Physical Therapy Clinic	Tehran, Iran	. .	2,508	. .	.	3	3
Tanzania Union							
Busegwe Dispensary	Busegwe, Tansania	3	9,557		1	.	1
Heru Juu Dispensary	Kasulu, Tanzania	. .	4,646		1	. .	1
Ikizu Dispensary	Ikizu, Tanzania	No report					
Kagunga Dispensary	Kagunga, Tanzania	. .	2,920	.	1	. .	1
Kemagike Dispensary	Tarime, Tanzania	No report					
Kasamura Dispensary	Geita, Tanzania	No report					
Kibumaye Dispensary	Tarima, Tanzania	. .	4,713		1	.	1
Mejite Dispensary	Musome, Tanzania	. .	4,086		1		1
Makanya Dispensary	Makanya, Tanzanie	.	1,715	.	2	.	2
Mbeya Dispensary	Mbeye, Tanzania	5	3,911		1	. .	1
Morogoro Dispensary	Morogoro, Tanzania	No report					
Mto Wa Mbu Moblio Unit	Mto Wa Mbu, Tanzania	.	1,680	. .	1	. .	1
Musoma Dispensary	Musoma, Tanzania	No report					
Kigoma Dispensary	Kigoma, Tanzania		14,726	. .	.	3	3
Mwegela Dispensary	Mwanza, Tanzana	No report					
Ntusu Dispensary	Mwanza, Tanzania	3	3,716		1		1
Nyamgali Dispensary	Kigoma, Tanzania	. .	3,168		1		1
Runda Dispensary	Kigoma, Tanzania	.	2,833	.	1	. .	1
Rusaba Dispensary	Rusaba, Tansania	.	2,252	. .	1	. .	1
Suji Dispensary	Tengo, Tanzania	. .	3,535	.	1		1
Utimbaru Dispensary	Tarime, Tanzania	No report					
Totals (39)		54	175,474	. .	18	55	73
Australasian Division							
Ama Aid Post	May River, Papua, N G	No report				1	1
Ambe Aid Past	Malaita, Solomon Islands		7,616	.		1	1
Amusa Aid Post	Amuse, Papua, New Guinea	.	2,008			.	.
Awoma Aid Post	Awoma, Papua, New Guinea	No report				1	1
Batuna Aid Post	Malaita, Solomon Islands	3	5,264	.	1	1	2
Belepa Aid Post	Belepa, Papua, New Guinea	No report				1	1
Bene Bena Aid Post	Bene Bena, Papua, N G.	No report				1	1
Bently Aid Post	Bently Bay, Papua, N.G.	. .	1,180	.	. .	1	1
Bogia Clinic	Bogia, Papua, New Guinea	No report				1	1
Bollu Clinic	Musau Is., Papua, N G.	24	4,896		1	1	2
Domara Aid Post	Domera, Papua, New Guinea	No report				1	1
Dovele	Malaita, Solomon Islands		1,536	.		1	1
Goodenough Island Aid Post	Goodenough Is., Papua, N.G	No report				1	1
Habare, Tara Aid Post	Tari, Papua, New Guinea		5,500	.	.	1	1
Hawa, Lake Kopiago Aid Post	Lake Kopiago, Papua, N G	No report				1	1
Hibuda Aid Post	Hibuda Village, Papua, N G	No report				1	1
Humu Aid Post	Humu, Papua, New Guinea	3	3,000			1	1
Inonda Aid Post	Inonda, Papua, New Guinea		2,150	. .	. .	1	1
Kabiufa Aid Post	Kebiufa, New Guinea	No report				1	1
Kambubu Aid Post	Kambubu, New Guinea		3,516	. .	. .	1	1
Kanata	Malaita, Solomon Islands		1,360			1	1
Karokero Aid Post	Karokara, New Guinea	No report				1	1
Kastiorita Clinic & R H C	Bougainville, New Guinea	12	2,375	.	1	.	1
Klunge Aid Post	Klunga, New Guinea	No report				1	1
Kui Aid Post	Sopas, New Guinea	.	11,148	.	. .	1	1
Kukudu	Malaita, Solomon Islands	10	3,282	.	1	1	2
Kwailebasi	Malaita, Solomon Islands	. .	3,000	.	2		2
Lumbipak Clinic	Lumbipek, New Guinea	20	No report	. .	. .	1	1
Menyemye Aid Post	Menyamya, New Guinea	No report				1	1
Moruma Clinic	Moruma, New Guinea	30	12,020		.	1	1
M V. 'Dani'	Malaita, Solomon Islands		11,189	.	. .	3	3
Mt Diamond Aid Post	Mt. Diamond, Papua, N G		950	.	1		1
Nagum Aid Post	Nagum, New Guinea	No report				1	1
Oksapim Aid Post	Oksapim, New Guinea	No report				1	1
Omaura Aid Post	Omaura, New Guinea	20	2,120	. .	1	1	2
Pisik Aid Post	Lou Island, New Guinea	4	1,596	.	1	1	2
Rakemende Aid Post	Rekemande, New Guinea	No report		.		1	1
Ramaga Aid Post	Ramaga, New Guinea		848	. .	. .	1	1
Rondali, Wabag Aid Post	Webag, New Guinea	No report		. .	.	1	1
Sawa Bay Aid Post	Sewa Bay, New Guinea	.	1,380	.		1	1
Simaiu Aid Post	Simaiu, New Guinea	No report				1	1
Sonoma Aid Post	Sonoma, New Guinea		4,512		.	1	1
Taramata	Malaita, Solomon Islands	. .	6,099		1	. .	1
Togoba Aid Post	Togoba, New Guinea	No report				1	1
Wak, Kendep Aid Post	Kandep, New Guinea	No report				1	1
Wide Bay Aid Post	Wide Bay, New Guinea	5	2,664	.		1	1
Yakatandah Aid Post	Yakatandah, New Guinea	No report				1	1
Yeni Aid Post	Yeni, New Guinea		9,575	. .	.	1	1
Yuroi Aid Post	Yuroi, New Guinea	.	5,040			1	1
Totals (49)		131	116,856	. .	10	46	56
Euro-Africa Division							
Ambatoharanana Dispensary	Tamativa, Madagascar	2	15,200		1		1
Batouri Dispensary	Batouri, Fed. Rep of Cameroun		7,451	.	1	3	4
Bertoua Dispensary	Bertoua, Fed. Rep of Cameroun	No report					
Buea Dispensary	Buea, Fed Rep of Cameroun		11,011	.	2	1	3
Cuale Mission Dispensary	Cuele, Angola, P W Africe	25	2,901		1	3	4
Dogba Mission Dispensary	Meroua, Fed. Rep. of Cameroun	10	15,824		1	2	3
Malanga Mission Dispensary	Malenge, Cuale, Angola	26	2,901	.	1	3	4
Mungulunl Mistion Dispensary	Mocuba, Quelimane, P.E. Africe	7	2,558	. .	1	3	4
Nanga-Eboko Dispensary	Nanga-Eboko, Fed Rep of Cameroun	. .	15,700	.	1	1	2
Niaguis Dispensary	Niaguis, Ziquinchor, Senegal	8	11,218	.	1	1	2
Quilinguas Mission Dispensary	Quilingues, Angola	16	2,620		1	.	1
Sangmelima Dispensary	Sangmelima, Fed. Rep of Cameroun	.	6,100	.	1	1	2
Zima Dispensary	Zima-Moboyo, Cantral Afr Rep		12,000	. .	1	1	2
Totals (13)		94	105,694	. .	13	19	32

NAME	LOCATION	No. Beds	Outpatient Visits	Physicians Dentists Employed	Nurses Employed	Other Employees	Total Employees
PART IV – Clinics and Dispensaries Outside North America–Cont'd							
Far Eastern Division							
Indonesian Union							
Balai Pengobatan Advent	Bengkulu, Indonesia	15	5,205	1	2	2	5
Balai Pengobatan Advent	Maluku, Indonesia	No report					
Balai Pengobatan Advent	Brigian, Madan	5	1,695	3	1	1	5
Balai Pengobatan Advent	Bandjarmasin, S. Borneo	..	1,500	1	1	1	3
Balai Pengobatan Advent	Menado, N. Celebes	No report					
Balai Pengobatan Advent	Maramis, Menado	..	4,200	1	1	..	2
Balai Pengobatan Advent	Kirecondeng, W. Java	..	9,500	2	3	2	7
Balai Pengobatan Advent	*Timor, Indonesia*	No report					
Balai Pengobatan Advent	Makessar, Celebes	No report					
Balai Pengobatan Advent	Palamberg, S. Sumatra	No report					
Balai Pengobatan Advent	Pentianak, W. Borneo	No report					
Balai Pengobatan Advent	Samarinda, E. Borneo		3,416	..	3	.	3
Balai Pengobatan Advent	Sinkawang, W. Bernao	No report					
Balai Pengobatan Advent	Sukabumi, W. Java	*No report*					
Balai Pengobatan Advent	Kareng, S. Sumatra	..	30,847	..	5	5	10
Balai Pengobatan Advent	Madium, E. Java	No report					
Balai Pengobatan Advent	Sukaremsi, Madan	..	3,191	3	1	2	6
Balai Pengobatan Advent	Tjiserue, W. Java	No report					
Balai Pengobatan Advent	*Palu, Central Celebes*	No report					
Balai Pengobatan Advent	Tjurup, S. Sumatra	15	5,205	1	2	2	5
Bapa Cimindi	Tjimudi, W. Java	25	2,914	1	1	1	3
Klinik Gigi Advent	Medan, N. Sumatra	..	3,085	1	3	4	8
Balai Pangobatan Advent	Partempuran, Madan	9	2,949	2	1	2	5
Far Eastern Island Mission							
S.D.A. Dental Clinic	Agana, Guam	*No report*					
Seventh-day Adventist Clinic	Tamuning, Guam	..	.	3	5	1	9
Japan Union							
Herajuka Adventist Medical Office	Tokyo, Japan	..	9,740	2	2	5	9
Kobe Adventist Clinic	Koba, Japan	..	5,987	1	1	2	4
Korean Union							
Seoul Adventist Hospital Orphanage and Adoption Agency	Seoul, Korea	No report					
Philippines Union							
Colbayog Clinic	Samor, Philippines	14	2,000	2	3	3	8
Mountain View College Clinic	*Mindanao, Philippines*	8	5,000	1	1	..	2
Philippine Union College Clinic	Luzon, Philippines	9	1,090	2	1	4	7
South China Island Union							
Dantei Clinic	Stubbs Road, Hong Kong	No report					
Eye Clinic	Tsuan Wan, Hong Kong	No report					
Hong Kong Medical Office of Advantist Sanitarium-Hospital	Man Yaa Building, Hong Kong	..		1	1	1	3
Southeast Asia Union							
Bangkok Adv. Hospital Midwifery Clinic	Lan Luan, Thailand	30	13,432	..	10	2	12
Chiang Kheng Midwifery Clinic	Chiang Kheng, Thailand	3	4,904	.	1	1	2
Chiang Mai Dantai Clinic	Chieng Mai, Thailand	..	3,004	1	.	5	6
Totals (37)		133	119,774	29	49	45	124
Inter-American Division							
Clinica Advantista San Cristobal	Tetenicapan, Guatemala	No report					
Clinica da Tacotalpa	Tacotalpa, Tab., Mexico	No report					
Clinica da Villahermosa	Villahermosa, Tab., Mexico	25	480	5	1	..	7
Clinica el Buen Samaritana	*Santo Domingo, Dominican Rep.*	No report					
Clinica Granje	Jalisca, Mexico						
Clinica Mentabello	Chiapas, Mexico	..	1,700	.	..	2	2
Clinica Nayarit	Mexicali, B.C. Mexico	7	3,000	2	3	1	6
Dantai Dept. Port-of-Spain Hospital	Port-of-Spain, Trinidad	.	10,447	2	8	..	10
Dispensario Adventiste	Barquisimato, Venezuela	..	5,860	3	4	.	7
Family Planning Clinic	Port-of-Spain, Trinidad	..	82	..	1	..	1
Polyclinic SDA	Port-au-Prince, Haiti	.	36,000	2	2	12	16
Out Post Clinic	Port-of-Spain, Trinidad	..	70	2	5	..	7
Raymundo Garza	Mexico 18, D.F., Mexico	.	5,475	7	1	1	9
Totals (13)		33	84,114	24	25	15	65
Northern Europe-West Africa Division							
Helsinki Hydrotherapy Institute	Helsinki, Finland	40	10,032	1	6	..	7
Insha Clinic	Ile-Ife, Nigeria	15	35,000	..	3	8	11
Onda Clinic	Ile-Ife, Nigeria	.	3,120		1	2	3
Ranelagh Health Centre	Dublin, Ireland	..	3,520	.	2	1	3
Skodsberg Clinic	Gadthaab, Greenland	..	398	..	.	3	3
Totals (5)		56	63,070	1	12	14	27
South American Division							
Bolivia Medical Center	Huencana, Bolivia	.	4,500	1	2	.	3
Chile Advantist Clinic	Santiago, Chile	..	4,500	5	2	4	12
Good Samaritan Clinic	Porto Alegre, Brazil	..	4,800	3	1	2	6
Luminary Clinic	*Belle Horizonte, Brazil*	..	1,440	1	1	..	2
"Samaritano" Mobile Clinic	Sao Paulo, Brazil	..	18,908	1	1	1	3
Clinica Movel da Saude (mobile)	Mentas Claros, Brazil	..	2,375	..	1	..	1
Clinica Movel da Saude (mobile)	Afonso Claudio, Brazil		5,057	..	1	1	2
Clinica Movel da Saude (mobile) (3)	Belem, Para, Brazil	.	32,500	3	7	7	17
Totals (8)		..	74,090	15	16	15	46
Southern Asia Division							
Adventist Dental Clinic	Dacca, Bangladesh		157 (Nov. & Dec.)	2	..	5	7
Gopalganj Dispensary	Gopalganj, Bangladesh	..	7,950	3	2	3	9
Rawalpindi and Karachi Dental Clinic	Karachi and Rawalpindi Pakistan		7,521	..	2	4	6
Totals (3)		..	15,638	5	4	12	21
Trans-Africa Division							
Central African Union							
Gitwe Dispensary	Nyanza, Rwanda	8	41,387	..	4	3	7
Rwankeri Dispensary	Ruhengari Dispensary	15	30,795		1	5	5
South-East Africa Union							
Chambo Dispensary	Chisange, Chitipa, Malawi	4	11,487		.	1	1
Chilaka Dispensary	Blantyre, Malawi	..	10,218	..	1	2	3
Endendeni Dispensary	Mzimba, Malawi	4	5,993	..	1	1	2
Lake View Dispensary	Mlangani, Malawi	22	8,015		2	3	5
Luwazi Dispensary	Mzuzu, Malawi	12	4,402	..	1	3	4
Malamulo-Blantyra Clinic	Blantyra, Malawi	..	*11,302*	*3*	1	4	8
Masanjera Dispensary	Chiroma, Malawi	..	1,540	..	1	1	2
Matandani Dispensary	Blantyra, Malawi	13	4,744	..	2	1	3
Mombara Dispensary	Mzimba, Malawi	5	8,199	.	1	3	4
Nthenje Dispensary	Rumpi, Malawi	5	5,387		1	1	2
Senglile Dispensary	*Chilumba, Malawi*	8	14,995	..	.	2	2
Socha Dispensary	Blantyre, Malawi	..	4,776		..	1	1
Thekerani Dispensary	Thekareni, Malawi	5	5,955	.	1	1	2
South African Union							
Bethlehem DB-Gyn Services	Bethlehem, DFS, S. Africa	10	45	1	1		2
Southern Union							
Babanango Medical Services	Babanango, Zululand, S.A.	..	25,373	1	2	1	4
Bethel Dispensary	Butterworth, Transkai S.A.	.	1,845	..	1	1	2
Bethlehem Opthelmic Services	Bethlehem, DFS, S. Africa	..	3,779	1	.	2	3
Maluti Medical Services	Ficksburg, DFS, S. Africa	..	3,997	2	..	1	3
Zaire Union							
Bigeba Dispensary	Kengolo, Zaire	4	3,128	..	.	1	1
Kenyabayenge Dispensary	Kivu, Zaire	.	8,805	..	1	1	2
Kanyatai Dispensary	Goma, Zaire	..	15,910	.	1	2	3
Kikambo Dispensary	Kengele, Zaire	..	5,133		.	2	2
Kirundu Dispensary	Goma, Zaire	..	3,541		..	1	1
Lubero Dispensary	*Butembe, Zaire*	.	15,752	.	1	1	2
Luiengele Dispensary	Kananga, Kasai, Zaire	..	4,240		..	1	1
Nebesa Dispensary	Bas-Uala, Zaire	.	554	..	..	1	1
Rwasa Dispensary	Butembe, Zaire	..	11,885	.	..	2	2
Zambasi Union							
Bulawayo Dantai Clinic	Bulawayo, Rhodesia	...	1,554	1	1	1	3
Kalahari Desert Trips	Kanye, Botswana	..	5,358	.	.	.	..
Lower Gwele Dispensary	Gwale, Rhodesia	..	5,555	.	1	..	1
Moshupa Dispensary	Moshupe, Botswana	10	7,479		4	1	5
Ramakgenami Dispensary	Palapye, Botswana	..	950	.	1		1
Solusi Dispensary	Bulawayo, Rhodesia	4	7,270	..	2	..	2
Tshane Dispensary	*Hukuntsi, Botswana*	5	3,033		1	1	2
Zambia Union							
Liumba Hill Dispensary	Kalabo, Zambia	3	92,752		.	5	5
Sitoti Dispensary	Sananga, Zambia	..	45,575	..	2	1	3
Totals (39)		141	444,613	9	35	59	104
TOTALS (206)		642	1,169,223	83	183	282	548

NAME	LOCATION	No. Beds	Outpatient Visits	Physicians Dentists Employed	Nurses Employed	Other Employees	Total Employees
PART V – Overseas Medical Launches and Airplanes							
Australasian Division							
Ambunti Launch	Papua, New Guinea	.	No report	. .	2		2
Far Eastern Division							
Messenger I & II - Airplanes	Kuching, Sarawak		3,500				
Herald I - Launch	Central Visayan Mission		No report				
Herald II - Launch	Central Visayan Mission	. .	No report				
Lily of the Valley - Launch	East Visayan Mission		No report				
Rose of Sharon - Launch	East Visayan Mission		No raport				
Robert Sea Life Boat Clinic	Saikung, Hong.Kong	.	452				
Inter-American Division							
Out Island Clinic (St. Vincent) plane	Port-of-Spain, Trinidad	. .	838	2	5	.	7
South American Division							
"Luminary I" Launch	Bahia, Brazil	.	60,129	.	1	. .	1
"Luminary II" Launch	Pirapora, Brazil		19,550	.	1	. .	1
"Luminary IV" Launch	Fama, Brazil	.	3,708	1	1		2
"Luzeirinho" Launch	Belem, Para, Brazil	.	2,178		1	1	2
"Luzeiro IV" Launch	Belem, Para, Brazil	. .	21,702	. .	2	2	4
"Luzeiro VI" Launch	Belem, Para, Brazil	. .	27,828	1	2	1	4
"Luzeiro Do Sol" Launch	Paranagua, Brazil	.	34,682	. .	1	1	2
"Pionaira" Launch	Fontoura, Brazil	.	16,904	1	1	1	3
"Samaritana" Launch	Sao Paulo, Brazil		18,775	1	1	1	3
"Luzeiro D'Oeste" Launch	Corumba, Brazil	. .	20,387	. .	1	1	2
Cessna Airplane	Salvador, Brazil	.	1,160	. .	1	1	2
"Leo Halliwell" Airplane	Manaos, Brazil	No report		. .	.	1	1
CP-981	San Joaquin, Bolivia	No report			.	1	1
Trans-Africa Division							
9J - ACY Cessna 206	Zaire Union	No report					
9Q - CTV Cessna 206	Zaire Union	No report					
A2 - ZGB Cessna 185	Zambesi Union	No report					
N 70348 Cessna 185	Southeast Africa Union	No report					
N 21458 Cessna 182	Zambia Union	No report					
Totals (26)		. .	231,793	6	20	11	37

	No Institutions	No. Beds	Average Census	Admissions	Outpatient Visits	Physicians Dentists Residents Interns Employed	Nurses Employed	Other Employees	Total Employees
SUMMARY OF HEALTH CARE INSTITUTIONS									
North American Sanitariums & Hospitals, Totals	47	7,251	5,361	256,461	1,006,532	482	3,787	14,539	18,808
Overseas Sanitariums and Hospitals, Totals	93	8,047	6,027	212,052	2,060,672	708	1,626	8,143	10,477
North American Retirement and Nursing Homes	22	1,915	1,883	935	3	13	13	1,076	1,184
Overseas Clinics and Dispensaries, Totals	205	642	. .	. .	1,169,223	93	183	282	548
Overseas Medical Launches & Airplanes, Totals	26	.	. .	. .	231,793	6	20	11	37
Total Health Care Institutions, 1973	393	17,855	13,271	469,448	4,468,223	1,292	5,703	24,051	31,054
Total Health Care Institutions, 1972	354	17,155	12,594	473,408	4,673,693	1,113	5,650	23,742	30,505
Net Increase (Decrease)	39	700	677	(3,960)	(205,470)	179	53	309	549

Section III - Publishing House Annual Retail Sales Report, 1973

PUBLISHING HOUSE	LOCATION	Total Book Dept Sales	Book Dept. Sales Within Territory	Total Net Periodical Sales	Chapel Records	Total Net Retail Sales	Number of Employees	Number of Periodical	Number of Languages
PART I – Publishing Houses In North America									
Christian Record Braille Foundation, Inc	Lincoln, Nebraska	$ 94,113	$ 94,113	$ 328,245	$	$ 422,358	113	10	1
Pacific Press Publishing Association	Mountain View, California	13,682,740	12,139,353	5,665,430	1,065,616	18,870,399	253	28	18
Pacific Press Branch	Oshawa, Ontario, Canada								
Review & Herald Publishing Association	Washington, D. C.	9,652,242	8,557,176	5,952,518		12,509,694	301	27	2
Southern Publishing Association	Nashville, Tennessee	4,512,858	3,574,125	2,404,589		5,978,714	140	5	1
School Printing Plants			70,326	645,051		715,377	156	23	1
Conference and Miscellaneous*		. .	. .			1,934,750			
Totals for N A D, 1973 (5)		.	22,435,093	14,995,833	1,065,616	40,431,292	963	93	23
Totals for N.A.D., 1972 (5)		. .	19,064,909	12,450,335	898,614	33,721,263	927	96	22
PART II – OVERSEAS DIVISIONS									
Afro-Mideast Division									
Africa Herald Publishing House	Kendu Bay, Kenya	133,605	133,606	8,591		142,287	35	17	14
Ethiopian Advent Press	Addis Ababa, Ethiopia	11,282	11,282	. .		11,282	10	1	2
Middle East Press	Beirut, Lebanon	42,982	42,485	15,026		57,512	15	5	5
Australasian Division									
Signs Publishing Company	Warburton, Victoria, Australia	1,694,249	1,655,317	482,956	59,460	2,197,733	85	7	1
Euro-Africa Division									
Angola Publishing House	Nova Lisboa, Angola, P W Africa	120,152	119,787	2,572		122,359	12	3	3
Austrian Publishing House*	Vienna, Austria	322,466	318,731	23,880		342,611	7	1	1
Belgian-Flemish Publishing House	Brussels, Belgium	1,050	1,050	12,408		13,458		1	1
Equatorial African Publishing House	Yaounda, Cameroun	51,944	51,944	3,143		55,087	15	3	3
French Publishing House	Dammarie-les-Lys, France	983,008	469,407	480,971		950,378	48	41	2
Greek Publishing House*	Athens, Greece	95,183	51,916	626		52,542	2	2	1
Hamburg Publishing House	Hamburg, Germany	2,368,002	2,168,390	589,439		2,757,829	130	8	1
Italian Publishing House	Florence, Italy	194,755	167,358	296,214		453,572	22	4	2
Malagasy Publishing House	Tananarive, Madagascar	92,168	92,188	38,005		130,174	13	4	2
Mozambique Publishing House*	Mozambique, Portuguese E Africa	7,352	7,352	2,886		10,238	2		2
Portuguese Publishing House*	Lisbon, Portugal	187,164	119,674	52,282		171,956	5	4	1
Spanish Publishing House*	Madrid, Spain	535,919	535,919	. .		535,919	12		
Swiss Publishing House*	Krattigen, Switzerland	319,791	277,261	93,535		370,795	8	1	1
Miscellaneous (Berlin)		74,741	74,741	7,837		92,578	2	1	1
(Czechoslovakian)		13,391	13,391	15,391	711	29,493		3	3
(Yugoslavian)		104,360	104,360			104,360		15	5
Far Eastern Division									
Indonesia Publishing House	Bandung, Java, Indonesia	272,466	272,466	108,947		381,413	46	5	2
Japan Publishing House	Yokohama, Japan	552,133	551,614	287,234		838,848	36	6	1
Korean Publishing House	Seoul, Korea	125,632	125,632	75,236		200,868	30	5	1
Malaysian Signs Press	Singapore	138,908	131,226	59,961		191,187	23	2	3
Philippine Publishing House	Manila, Philippines	1,029,210	988,204	183,569		1,171,773	74	3	10
Signs of the Times Publishing Assn	Taipei, Taiwan	31,522	28,123	39,265		67,388	7	7	1
Thailand Publishing House	Bangkok, Thailand	41,398	41,398	6,987		48,385	12	3	3
Vietnam Signs Press	Saigon, Vietnam	96,022	96,022			96,022	25	1	1

*Without Printing Facilities

Statistical Report for 1973

PUBLISHING HOUSE	LOCATION	Total Book Dept. Sales	Book Dept. Sales Within Territory	Total Net Periodical Sales	Chapel Records	Total Net Retail Sales	Number of Employees	Number of Periodicals	Number of Languages
Northern Europe-West Africa Division									
Advent Publishing House	Accra, Ghana, West Africa	118,476	118,476	17,002	572	136,050	28	2	10
Danish Publishing House*	Odense, Denmark	134,176	134,176	60,337		194,513	8	5	2
Finland Publishing House	Tampere, Finland	772,125	772,125	285,136	241	1,057,502	49	7	2
Iceland Publishing House	Reykjavik, Iceland	29,329	29,329	1,124		30,453	1	3	1
Netherlands Publishing House	The Hague, Netherlands	53,686	46,044	37,175		83,219	1	4	1
Norwegian Publishing House	Oslo, Norway	489,389	489,389	247,523		736,912	26	5	1
Polish Publishing House*	Warszawa, Poland	9,813	9,813	16,449		26,262	11	3	1
Stanborough Press, Limited	Alma Park, Grantham, Lincs., Eng.	606,978	362,188	110,543	582	473,313	51	10	6
Swedish Publishing House	Gavle, Sweden	207,989	140,398	56,496		196,894	12	5	1
South American Division									
Brazil Publishing House	Sao Paulo, Brazil	1,911,386	1,807,750	1,281,528		3,089,278	186	14	2
Buenos Aires Publishing House	Buenos Aires, Argentina	241,509	213,175	165,460		378,635	57	15	1
Southern Asia Division									
Ceylon Adventist Press	Angoda, Sri Lanka	5,408	5,408	6,012	22	11,442	7	4	3
Kinsaung Press	Rangoon, Burma	11,696	11,696	2,782		14,478	13	4	5
Oriental Watchman Publishing House	Poona, India	250,873	110,154	105,490		215,654	105	7	18
Qasid Publishing House	Lahore, Pakistan	10,113	9,534	2,367		12,001		4	2
Trans-Africa Division									
Malamulo Publishing House	Malawi, Africa	39,745	39,745	7,500		47,245	18	3	7
Sentinel Publishing Association	Cape Town, Cape, So. Africa	915,784	915,784	205,835	2,232	1,124,851	76	18	17
Overseas Publishing Houses, Totals, 1973 (45)			13,866,119	5,486,811	63,920	19,416,750	1,305	229	
Overseas Publishing Houses, Totals, 1972 (45)			11,929,701	4,702,863	50,908	16,682,372	1,279	212	

SUMMARY OF PUBLISHING HOUSES

	Number						
North American Publishing Houses, Totals	5	22,435,093	14,995,833	1,065,616	40,431,292	963	93
Overseas Publishing Houses, Totals	45	13,866,119	5,486,811	63,920	19,416,750	1,305	229
Totals, Publishing Houses, 1973	60	36,301,212	20,482,644	1,128,436	59,848,042	2,268	322
Totals, Publishing Houses, 1972	50	30,993,611	17,153,198	949,422	50,403,635	2,206	309
Net Increase (Decrease) 1973		6,307,601	3,329,446	180,014	9,444,407	62	14

*Without Printing Facilities

COUNTRIES, ISLANDS, AND ISLAND GROUPS IN WHICH SEVENTH-DAY ADVENTIST WORK HAS BEEN ESTABLISHED

The work of Seventh-day Adventists is being carried on in nearly all of the principal countries of the world, and in many of the smaller geographical and political divisions. It is generally considered that a country or political division has been entered by Seventh-day Adventist interests when regular medical, educational, or other mission activities are being conducted among the people of that particular area or where there is in the territory one or more groups of persons connected in an organized way with the denomination, such as in Sabbath school or in church fellowship. A new field is not considered as entered when only itinerant preaching or colporteur work has been done, or when there are only a few scattered believers.

Recognizing the need of a reliable list of geographical and political divisions of the world which can be used as a basis for checking the different areas in which Seventh-day Adventist work is being carried forward, by General Conference Committee action we are using the list of countries as published by the United Nations. The following report is based on information given in Statistical Papers Series A. Vol. XXVI, No. 1, January 1, 1974.

As changes are made from time to time in the administrative bodies or political boundaries of countries, and as such changes are recognized and published by the United Nations, we shall endeavor to change our list accordingly. These changes obviously make comparisons with previous years difficult. Further, such changes do not necessarily indicate the withdrawal of Seventh-day Adventists from any indicated area so changed.

Certain countries are preceded by an asterisk (*) which denotes a country not as yet entered by work of Seventh-day Adventists. This part of the list is also subject to change, and anyone intimately acquainted with conditions, knowing of a correction that should be made, will kindly advise the Statistical Secretary, especially as new mission territories are entered.

Country	Continent	Latest Official Estimated Population
Afghanistan	Asia	17,882,000
*Albania	Europe	2,060,000
Algeria	Africa	15,772,000
American Samoa	Oceania	27,000
*Andorra	Europe	19,000
Angola	Africa	5,715,000
Antigua	North America	70,000
Argentina	South America	23,923,000
Australia	Oceania	13,131,000
Austria	Europe	7,473,000
Bahames	North America	185,000
*Bahrain	Asia	224,000
Bangladesh	Asia	60,575,000
Barbados	North America	236,000
Belgium	Europe	9,711,000
Belize	North America	120,000
Bermuda	North America	52,000
*Bhutan	Asia	1,035,000
Bolivia	South America	5,196,000
Botswana	Africa	709,000
Brazil	South America	101,707,000
*British Antarctic Territory	South America	79
British Indian Ocean Territory	Africa	2,000
British Solomon Islands	Oceania	174,000
British Virgin Islands	North America	10,000
Brunei	Asia	142,000
Bulgaria	Europe	8,579,000
Burma	Asia	28,866,000
Burundi	Africa	3,615,000
Cameroon	Africa	5,836,000
Canada	North America	22,047,000
Cape Verde Islands	Africa	272,000
Cayman Islands	North America	11,000
Central African Republic	Africa	1,637,000
Chad	Africa	3,791,000
Channel Islands	Europe	122,000
Chile	South America	10,229,000
China	Asia	700,000,000
Christmas Island (Australia)	Oceania	3,000
Cocos (Keeling) Islands (Australia)	Oceania	1,000
Colombia	South America	23,331,000
* Comoro Islands	Africa	275,000
Congo	Africa	1,150,000
Cook Island	Oceania	21,000
Costa Rica	North America	1,867,000
Cuba	North America	9,748,000
Cyprus	Asia	659,000
Czechoslovakia	Europe	14,562,000
Dahomey	Africa	2,669,000
Denmark	Europe	5,010,000
Dominica	North America	70,000
Dominican Republic	North America	4,305,000
Ecuador	South America	6,726,000
Egypt	Africa	34,639,000
El Salvador	North America	3,664,000
Equatorial Guinea	Africa	286,000
Ethiopia	Africa	25,933,000
Faeroe Islands	Europe	39,000
Falkland Islands (Malvinas)	South America	2,000
Fiji	Oceania	551,000
Finland	Europe	4,650,000
France	Europe	62,160,000
French Guiana	South America	51,000
French Polynesia	Oceania	119,000
* French Southern and Antartic Territories	Africa	177
French Territory of the Afars and the Issas	Africa	81,000
* Gabon	Africa	500,000
Gambia	Africa	494,000
Germany	Europe	
Germany Democratic Republic		17,043,000
Federal Rep. of Germany		61,967,000
Ghana	Africa	9,087,000
* Gilbraltar	Europe	27,000
Gilbert and Ellice Islands	Oceania	56,000
Greece	Europe	8,896,000
Greenland	North America	48,000

Countries, Islands, and Island Groups in Which Seventh-day Adventist Work Has Been Established (Cont.)

Country	Continent	Latest Official Estimated Population
Grenada	North America	95,000
Guadeloupe	North America	341,000
Guam	Oceania	85,000
Guatemala	North America	5,348,000
*Guinea	Africa	3,702,000
*Guinea-Bissau	Africa	486,000
Guyana	South America	763,000
Haiti	North America	5,073,000
Honduras	North America	2,687,000
Hong Kong	Asia	4,077,000
Hungary	Europe	10,445,000
Iceland	Europe	209,000
India	Asia	563,494,000
Indonesia	Asia	123,115,000
Iran	Asia	31,160,000
Iraq	Asia	10,413,000
Ireland	Europe	3,051,000
Isle of Man	Europe	56,000
Israel	Asia	3,209,000
Italy	Europe	54,888,000
Ivory Coast	Africa	3,750,000
Jamaica	North America	1,911,000
Japan	Asia	107,561,000
Johnston Island	Oceania	1,000
Jordan	Asia	2,555,000
Kenya	Africa	12,482,000
Khmer Republic	Asia	6,701,000
Korea	Asia	35,778,000
Democratic People's Republic of Korea		11,568,000
Republic of Korea		32,848,000
*Kuwait	Asia	883,000
Laos	Asia	3,106,000
Lebanon	Asia	2,126,000
Lesotho	Africa	994,000
Liberia	Africa	1,571,000
Libyan Arab Republic	Africa	2,161,000
*Liechtenstein	Europe	21,000
Luxembourg	Europe	347,000
Macau	Asia	249,000
Madagascar	Africa	6,750,000
Malawi	Africa	4,666,000
Malaysia	Asia	10,434,000
*Maldives	Asia	104,000
*Mali	Africa	5,376,000
*Malta	Europe	319,000
Martinique	North America	343,000
*Mauritania	Africa	1,200,000
Mauritius	Africa	851,000
Mexico	North America	52,641,000
Midway Islands	Oceania	2,000
*Monaco	Europe	24,000
Mongolia	Asia	1,340,000
Montserrat	North America	13,000
Morocco	Africa	15,825,000
Mozambique	Africa	8,356,000
Namibia	Africa	574,000
*Nauru	Oceania	7,000
Nepal	Asia	11,457,000
Netherlands	Europe	13,458,000
Netherlands Antilles	North America	228,000
New Caledonia	Oceania	117,000
New Hebrides	Oceania	84,000
New Zealand	Oceania	2,954,000
Nicaragua	North America	1,998,000
*Niger	Africa	4,356,000
Nigeria	Africa	71,262,000
Niue Island	Oceania	5,000
Norfolk Island	Oceania	2,000
Norway	Europe	3,958,000
Oman	Asia	565,000
Pacific Islands	Oceania	115,000
Pakistan	Asia	64,892,000
Palestine	Asia	1,912,000
Gaza Strip		356,000
Panama	North America	1,524,000
Canal Zone		44,000
Papua New Guinea	Oceania	2,581,000
Paraguay	South America	2,466,000
Peru	South America	14,456,000
Philippines	Asia	40,730,000
Pitcairn Island	Oceania	92
Poland	Europe	33,470,000
Portugal	Europe	8,590,000
*Portuguese Timor	Asia	611,000
Puerto Rico	North America	2,874,000
*Qatar	Asia	100,000
Reunion	Africa	466,000
Romania	Europe	20,470,000
Rwanda	Africa	3,896,000
St. Helena ex. dep.	Africa	5,000
Ascension		1,265
Tristan da Cunha		275
St. Kitts-Nevis-Anguilla	North America	64,000
St. Lucia	North America	101,000
St. Pierre and Miquelon	North America	6,000
St. Vincent	North America	89,000
*San Marino	Europe	19,000
Sao Tome and Principe	Africa	74,000
*Saudi Arabia	Asia	5,036,000
Senegal	Africa	3,780,000
Seychelles	Africa	55,000
Sierra Leone	Africa	2,627,000
*Sikkim	Asia	202,000
Singapore	Asia	2,185,000
*Somalia	Africa	2,941,000
South Africa	Africa	22,987,000
Southern Rhodesia	Africa	5,780,000
Spain	Europe	34,857,000
*Spanish Sahara	Africa	102,000
Sri Lanka	Africa	13,033,000
*Sudan	Africa	16,901,000
Surinam	South America	403,000
Svalbard and Jan Mayen Islands	Europe	3,000
Swaziland	Africa	434,000
Sweden	Europe	8,139,000
Switzerland	Europe	6,253,000
Syrian Arab Republic	Asia	6,879,000
Thailand	Asia	35,814,000
Togo	Africa	2,111,000
Tokelau Island	Oceania	2,000
Tonga	Oceania	92,000
Trinidad and Tobago	North America	1,043,000
Tunisia	Africa	5,509,000
Turkey	Asia	37,933,000
(In Asia)		31,406,000
(In Europe)		2,967,000
Turks and Caicos Islands	North America	6,000
Uganda	Africa	10,910,000
Union of Soviet Socialist Republics	U.S.S.R.	247,459,000
(In Asia)		51,728,000
(In Europe)		185,731,000
Byelorussian Soviet Socialist Republic		9,142,000
Ukrainian Soviet Socialist Republic		46,200,000
United Arab Emirates	Asia	179,000
United Kingdom of Great Britain and Northern Ireland	Europe	55,987,000
(England and Wales)		49,029,000
(Northern Ireland)		1,549,000
(Scotland)		5,210,000
United Rep. of Tanzania	Africa	14,372,000
(Tanganyika)		13,969,000
(Zanzibar)		403,000
United States of America	North America	210,157,000
United States Virgin Islands	North America	52,000
Upper Volta	Africa	5,384,000
Uruguay	South America	2,956,000
*Vatican State	Europe	1,000
Venezuela	South America	10,969,000
Viet-Nam	Asia	30,200,000
(Democratic Republic of Viet-Nam)		16,400,000
(Republic of Viet-Nam)		18,809,000
Wake Island	Oceania	2,000
*Wallis and Futuna Islands	Oceania	10,000
Western Samoa	Oceania	148,000
West Irian	Asia	923,000
*Yemen	Asia	6,062,000
*Yemen, Democratic	Asia	1,555,000
Yugoslavia	Europe	20,994,000
Zaire	Africa	22,860,000
Zambia	Africa	4,635,000

SUMMARY

Number of countries and political subdivisions as per United Nations	221
Estimated population of the World	3,782,000,000
Number of countries in which work is carried on by Seventh-day Adventists	189
*Number of countries not yet entered	32

LANGUAGES AND DIALECTS IN WHICH SEVENTH-DAY ADVENTIST PUBLICATIONS ARE NOW IN PRINT

(Other names by which some of these languages are known are shown in parentheses)

Language	Country Where Language Is Used
Acholi	Uganda
Afrikaans	So. Africa
Akawaio	Guyana, Venezuela
Albanian	Yugoslavia
Alur	Zaire (Congo)
Amharic	Ethiopia
Ao (Naga)	India
Arabic	Middle East, North Africa, Israel
Armenian	Greece, Middle East, Israel
Asante	Ghana
Assamese	India
Basque	Spain
Batak (Angkola, Toba, Karo)	Sumatra, Indonesia
Bengali	India, Bangladesh
Beti	Cameroun
Bulgarian	Bulgaria
Bulu	Cameroun
Burmese (Burman)	Burma
Cambodian (Khmer)	Republic of Khmer
Carib (Cariban)	Honduras, Br. Honduras, Guatemala
Cebuan	Republic of the Philippines
Chianja (Chinyanja)	Mozambique
Chibemba (Bemba)	Zambia, Zaire (Congo)
Chichewa Chin (Yanja)	Malawi
Chin (Tiddim)	Burma
Chindau	Mozambique
Chinese	Taiwan, Singapore, Hang Kong, Macao, South Vietnam, Thailand, China, Burma, Malaysia, Republic of the Philippines
Chisona (Shona)	Rhodesia
Chissena (Chissema)	Mozambique
Chitonga (Tonga)	Zambia
Chitswa	Mozambique
Chuabo	Mozambique
Chuana (Sechwana)	Botswana, Lesotho, So. Africa
Croatian	Yugoslavia
Czech	Czechoslovakia
Dagbani	Ghana
Danish	Denmark, Faroes, Greenland
Dutch	Netherlands, Netherland Antilles, Surinam, Israel
English	Numerous Countries of the World
Eskimo (Greenland)	U.S.A., Greenland
Estonian	Estonia
Ewe	Ghana
Faroese	Faroes Island
Fante	Ghana
Farsi (Farsee, Pharsee)	Iran
Fijian	Fiji
Finnish	Finland
Flemish	Belgium
French	France, Central America, Latin America, Fr. Oceania, Fr. Polynesia, Fr. West Africa, New Caledonia, Seychelles
Fulfulde (Fulani)	Cameroun
Ga	Ghana
Garo	India, Bangladesh
German	Austria, Germany, Switzerland, U.S.A., Argentine, Brazil, South West Africa
Gilbertese (Banaban)	Gilbert Islands, Phoenix Islands, Fiji, Canton Island)
Greek	Greece, Cyprus
Gujarathi	India
Hausa	Nigeria
Hebrew (Modern Hebrew)	Israel
Hindi	India, Fiji, Singapore
Hindustani	Surinam
Hungarian (Magyar)	Hungary, Rumania, Yugoslavia, Czechoslavokia
Iban (Sea Dayak)	East Malayasia, Sarawak
Ibang	Republic of the Philippines
Ibo	Nigeria
Icelandic	Iceland
Ilocano	Republic of the Philippines
Indonesian	Indonesia, Malaysia, Singapore
Italian	Italy, Switzerland
Japanese	Japan, Taiwan, Palau, Brazil, Okinawa
Javanese	Indonesia
Kalenjin	Kenya
Kannada (Kanarese)	India
Karen	Thailand, Burma
Khasi (Hadem)	India
Kihemba	Zaire (Congo)
Kikongo (Ki-Kongo)	Zaire (Congo)
Kikuyu	Kenya
Kiluba	Zaire (Congo)
Kinande	Zaire (Congo)
Kinyarwanda	Kenya
Kipari (Pare)	Tanzania
Kipsigi	Kenya
Kirundi	Burundi, Kenya
Kisii	Kenya
Kiswahili (Swahili)	Tanzania, Kenya
Koho (Moi)	Vietnam
Korean	Korea
Kuana	New Guinea
Kuna (Cuna)	Panama
Lao (Laos)	Laos, Thailand
Latvian	U.S.A.
Lingala (Mangala)	Zaire (Congo)
Lomwe (Cikikola, Lomue, Chilomwe)	Mozambique
Lozi (Silozi, Sikololo)	Zambia
Luba-Kasai (Kina Kasai)	Zaire (Congo)
Luba-Latanga (Kiluba)	Zaire (Congo)
Luganda	Uganda
Luhya	Kenya
Luo (Dhalue)	Kenya, Tanzania
Lushai	Burma
Macedonian	Yugoslavia
Malagasy (Hovas)	Madagascar
Malay	Malaysia, Singapore
Malayalam	India, South India, Singapore, Malayasia
Manhaua (Mahau, Mauhaua)	Mozambique
Manipuri	India
Maari (Raratongan)	Cook Islands, New Zealand
Marathi	India
Marovo (Kalivatana)	British Solomon Islands
Marshallese	Marshall Islands
Meo (Mong)	Laos, Thailand
Miskito (Mosquito)	Nicaragua
Mizo	India
Motu (Hiri Motu)	Papua
Mtaso	Kenya
Mundari	India
Navajo	U.S A.
Nepali (Nepalese)	Nepal
New Norsa	Norway
Norwegian	Norway
Oraon	India
Oriya	India
Palauan	Western Caroline Islands
Panayan (Ilongo)	Republic of the Philippines
Pangasinan	Republic of the Philippines
Papiamento	Netherlands Antilles
Pidgin English (Efogi)	South Pacific Islands
Polish	Czechoslovakia, Israel
Portuguesa	Portugal, Angola, Brazil, Mozambique, Timor, Macao
Punjabi (Gurmukhi)	India
Pushtu (Pathan, Pashtho)	Pakistan
Pwo Karen	Burma
Quimbundo	Angola
Quioco	Angola
Rumanian	Rumania
Runyarwanda	Rwanda, Burundi
Russian	Russia, Yugoslavia, Israel
Rutooro	Uganda
Samarenio	Republic of the Philippines
Samoan	Samoa, Ellice Islands
Sango	Central African Republic
Santali	India, Bangladesh
Sechwana (Tswana)	South Africa
Serbian	Yugoslavia
Sasuto (South Sotho)	Lesotho
Sgaw Karen	Burma
Sinhala	Sri Lanka
Slovakian	Czechoslovakia
Slovenian	Yugoslavia
Spanish	Spain, Latin America, Philippines
Surinamese	Surinam
Swahili	Comores Islands
Swedish	Sweden, Finland
Syriac	Syria, Iran, Iraq
Tagalog (Pilipino)	Republic of the Philippines
Tahitian	Fr. Polynesia
Tamil	India, Sri Lanka, Malaysia, Singapore
Telugu	India, Malaysia, Singapore
Thai (Siamese)	Thailand
Thankhul Naga	India
Tibetan	Tibet
Tigrinia	Ethiopia
Tongan	Friendly Islands
Tumbuka (Citumbuka, Chihenga)	Malawi
Turkish	Turkey
Twi	Ghana
Ukrainian	Ukraine
Umbundo	Angola
Urdu	India
Venda (Shangaan)	South Africa
Vietnamese	South Vietnam
Xhosa	South Africa
Yiddish	Jordan, Jews in Europe
Yoruba	Nigeria, Togo
Yugoslavian	Yugoslavia
Zambal	Republic of the Philippines
Zulu (Sindebele, Ndebele)	South Africa

*SUMMARY OF ALL LANGUAGES AND DIALECTS IN WHICH SEVENTH-DAY ADVENTIST WORK IS BEING CONDUCTED

Total Number of Languages with Publications	177
Total Number of Languages used in Oral Work Only .	351
Grand Total Number of All Languages.	528

*In the past we have listed "Languages and dialects in which Seventh-day Adventist publications *have been* or are being issued". We are now bringing this list up to date by listing ONLY languages *presently in use.*

TOTAL FUNDS RAISED FROM DATE OF ORGANIZATION TO THE PRESENT TIME

	Tithe			Sabbath School Offerings*			Other World Mission Funds			Home Mission and Local Church Funds			Grand Totals		
1 Year	2 From North America	3 From Outside North America	4 Total	5 From North America	6 From Outside North America	7 Total	8 From North America	9 From Outside North America	10 Total	11 From North America	12 From Outside North America	13 Total	14 From North America	15 From Outside North America	16 Grand Totals
1863 – 1880	518,280	4,949	523,229	4,393	....	4,393	43,371	350	43,721	...	...	...	566,045	5,299	571,344
1881 – 1890	1,369,235	66,779	1,436,015	112,928	4,647	117,603	224,859	7,863	232,723	...	...	...	1,707,022	79,318	1,786,341
1891 – 1900	3,127,794	552,369	3,680,164	357,400	40,581	397,982	608,265	84,391	692,656	...	...	...	4,093,460	677,343	4,770,803
1901 – 1910	7,037,002	2,140,596	9,177,599	607,701	196,368	804,070	1,461,531	245,940	1,707,472	1,498,488	336,988	1,835,476	10,604,724	2,919,894	13,524,619
1911	1,042,533	435,056	1,477,590	117,661	43,100	160,762	256,080	69,073	325,153	329,541	70,040	399,581	1,745,816	617,271	2,363,088
1912	1,136,879	516,744	1,653,624	180,982	51,699	232,682	283,544	79,070	362,615	380,604	72,672	453,276	1,962,011	720,187	2,702,199
1913	1,201,138	570,850	1,771,989	226,938	62,773	291,711	270,775	96,036	366,812	378,385	57,828	436,213	2,079,238	787,489	2,866,727
1914	1,269,962	548,473	1,818,436	274,942	69,448	344,390	340,623	87,234	427,858	443,223	56,576	499,800	2,328,751	761,732	3,090,484
1915	1,337,810	630,358	1,968,168	332,106	80,653	412,759	374,187	65,720	459,907	498,579	67,883	566,463	2,542,682	864,615	3,407,298
1916	1,632,543	656,679	2,291,423	367,642	84,545	452,187	411,051	100,460	511,512	615,016	80,352	695,368	3,026,254	924,237	3,950,491
1917	2,167,082	779,825	2,946,907	449,751	151,160	600,932	563,577	189,175	752,753	723,217	95,872	819,089	3,903,628	1,216,054	5,119,663
1918	2,691,307	1,150,010	3,841,317	556,199	169,695	725,895	1,112,807	234,214	1,347,022	865,749	115,735	981,484	5,226,064	1,669,655	6,895,719
1919	3,313,307	1,675,998	4,989,305	723,188	180,469	903,658	868,503	319,117	1,187,620	1,313,417	183,049	1,496,467	6,218,416	2,358,634	8,577,050
1920	3,918,515	3,276,947	7,195,463	1,107,820	334,142	1,441,962	1,202,228	607,359	1,809,587	1,285,680	121,710	1,407,391	7,514,243	4,340,160	11,854,404
1921	3,222,055	1,015,689	4,237,745	1,112,375	193,619	1,305,995	1,023,596	452,136	1,475,733	1,328,026	160,555	1,488,582	6,686,054	1,822,001	8,508,056
1922	3,233,510	996,719	4,230,230	1,028,893	135,753	1,164,646	1,137,100	463,714	1,600,815	1,173,251	151,919	1,325,170	6,572,756	1,748,105	8,320,861
1923	3,706,878	1,107,676	4,814,554	1,162,254	229,787	1,392,041	1,192,435	420,164	1,612,599	1,190,962	186,623	1,377,585	7,252,530	1,944,251	9,196,781
1924	3,883,790	1,582,640	5,466,431	1,249,658	334,752	1,584,411	1,177,326	482,985	1,760,311	1,246,090	284,316	1,530,407	7,556,865	2,784,695	10,341,561
1925	4,101,031	1,808,465	5,909,496	1,294,733	379,712	1,674,446	1,254,316	591,585	1,645,901	1,332,872	332,629	1,665,502	7,982,954	3,112,392	11,095,347
1926	4,120,459	1,843,872	5,964,331	1,381,753	394,992	1,776,746	1,391,489	589,342	1,980,832	1,318,042	412,164	1,730,206	8,211,745	3,240,372	11,452,117
1927	4,202,988	2,008,770	6,211,759	1,394,301	422,117	1,816,413	1,339,201	615,267	1,954,469	1,525,912	436,254	1,962,167	8,462,405	3,482,409	11,944,815
1928	4,265,669	2,107,477	6,373,147	1,457,858	448,648	1,906,506	1,368,130	607,243	1,975,373	1,498,892	517,834	2,016,726	8,590,550	3,681,203	12,271,753
1929	4,463,686	2,232,351	6,696,038	1,502,537	470,959	1,973,497	1,381,793	808,066	2,189,860	1,489,770	472,025	1,961,795	8,837,788	3,983,403	12,821,192
1930	4,040,190	2,190,171	6,230,362	1,394,800	475,542	1,870,343	1,337,441	812,613	2,150,055	1,372,018	489,831	1,861,849	8,144,449	3,968,160	12,112,609
1931	3,591,071	2,050,442	5,641,514	1,267,722	459,367	1,727,089	1,170,418	751,946	1,922,365	1,261,965	481,227	1,743,192	7,291,117	3,742,984	11,034,162
1932	2,892,558	1,843,872	4,736,430	1,071,048	433,936	1,504,985	674,181	643,704	1,517,885	1,039,174	458,561	1,497,735	5,876,962	3,380,074	9,257,037
1933	2,715,869	1,775,860	4,491,730	901,465	408,239	1,309,704	791,309	629,627	1,420,936	903,861	516,419	1,420,280	5,312,506	3,330,146	8,642,652
1934	3,313,512	2,005,118	5,318,630	947,382	437,489	1,384,872	1,002,204	637,906	1,640,110	979,456	570,144	1,549,601	6,242,556	3,650,658	9,893,214
1935	3,618,262	2,125,019	5,743,261	997,508	450,453	1,447,961	1,032,869	669,573	1,702,442	1,043,016	556,431	1,599,448	6,691,655	3,801,478	10,493,134
1936	4,199,463	2,230,329	6,429,793	1,085,506	460,960	1,546,466	1,147,373	701,053	1,848,427	1,153,092	632,199	1,785,291	7,585,435	4,024,543	11,609,979
1937	4,619,648	2,413,272	7,032,921	1,182,218	487,615	1,669,833	1,192,312	741,358	1,933,670	1,356,146	620,607	1,976,753	8,350,325	4,262,854	12,613,179
1938	4,692,294	2,568,434	7,260,728	1,198,921	506,568	1,705,490	1,154,869	776,238	1,931,107	1,466,237	623,174	2,089,411	8,512,323	4,494,414	13,006,738
1939	4,942,936	2,688,892	7,631,829	1,234,117	484,087	1,718,204	1,207,026	775,877	1,982,904	1,553,639	613,395	2,167,034	8,937,719	4,562,253	13,499,973
1940	5,448,244	2,623,409	8,071,653	1,356,945	408,332	1,765,277	1,361,089	701,169	2,062,259	1,750,081	577,057	2,327,139	9,916,360	4,309,969	14,226,329
1941	6,743,275	2,724,299	9,467,574	1,529,492	402,233	1,931,726	1,628,765	742,953	2,371,718	1,922,220	512,148	2,434,368	11,823,753	4,381,634	16,205,388
1942	9,088,347	3,049,166	12,137,513	1,875,005	452,765	2,327,770	1,866,758	835,061	2,701,819	2,385,128	556,916	2,942,044	15,215,240	4,893,908	20,109,148
1943	11,978,811	3,315,964	15,294,796	2,511,405	494,419	3,005,825	2,345,869	951,793	3,297,662	3,486,141	594,822	4,080,964	20,322,228	5,357,020	25,679,249
1944	14,057,373	3,808,108	17,865,482	2,966,537	578,351	3,544,888	2,672,447	1,280,835	3,953,283	2,915,760	406,019	3,321,779	22,612,119	6,073,315	28,685,434
1945	15,163,385	4,261,567	19,424,952	3,173,575	623,234	3,796,809	2,867,449	1,173,608	4,041,058	3,965,059	313,054	4,278,114	25,169,470	6,371,465	31,540,935
1946	16,356,618	5,436,988	21,793,606	3,393,929	804,586	4,198,516	3,258,595	1,366,629	4,625,225	4,913,035	486,143	5,399,179	27,922,179	8,094,347	36,016,527
1947	17,221,746	6,627,878	23,849,625	3,402,232	887,945	4,290,178	3,164,432	1,838,530	5,002,962	5,181,909	653,821	5,835,730	28,970,320	10,008,176	39,978,496
1948	19,298,724	6,658,135	25,956,859	3,632,754	1,011,184	4,643,939	3,362,049	1,697,633	5,059,682	5,661,325	712,730	6,374,055	31,954,852	10,079,683	42,034,536
1949	19,756,492	7,322,367	27,078,860	3,766,183	1,024,712	4,790,896	3,525,149	1,868,809	5,393,958	6,285,284	901,603	7,187,088	33,333,109	11,117,693	44,450,603
1950	21,137,472	6,590,777	27,728,250	3,676,258	951,832	4,828,090	3,664,095	1,506,472	5,170,567	7,220,624	960,324	8,181,149	35,898,651	10,009,405	45,908,057
1951	24,242,058	7,443,629	31,685,687	4,130,994	999,729	5,130,724	3,933,013	1,674,651	5,607,664	8,720,209	1,096,693	9,816,903	41,026,275	11,214,705	52,240,980
1952	26,314,497	7,736,653	34,051,151	4,425,593	1,054,756	5,480,350	4,162,547	1,689,025	5,851,573	9,460,308	1,254,586	10,714,894	44,362,947	11,735,022	56,097,969
1953	28,154,905	8,493,971	36,648,876	4,599,525	1,116,567	5,716,092	4,466,475	1,765,010	6,231,486	10,561,971	1,253,768	11,815,740	47,782,877	12,629,318	60,412,195
1954	28,839,398	8,712,884	37,552,283	4,729,176	1,133,281	5,862,458	4,633,909	1,818,039	6,451,949	11,502,267	1,239,035	12,741,303	49,704,752	12,903,241	62,607,994
1955	31,971,346	9,224,578	41,195,925	5,056,583	1,160,894	6,217,478	4,848,920	1,908,926	6,757,846	12,299,278	1,448,838	13,748,117	54,176,129	13,743,238	67,919,367
1956	33,492,602	9,967,580	43,460,182	5,223,750	1,252,649	6,476,400	5,200,057	2,003,048	7,203,105	14,368,953	1,467,556	15,836,509	58,285,363	14,690,835	72,976,198
1957	36,349,349	11,210,388	47,559,738	5,426,218	1,358,029	6,784,248	5,388,134	2,170,316	7,558,451	15,801,066	1,707,219	17,508,286	62,964,769	16,445,954	79,410,724
1958	38,242,567	11,635.722	49,878,289	5,608,148	1,422,201	7,030,350	5,424,302	2,333,254	7,757,557	17,430,850	1,751,194	19,182,045	66,705,869	17,142,372	83,848,242
1959	41,331,984	12,200,966	53,532,951	5,916,417	1,496,754	7,413,172	5,919,553	2,433,848	8,353,401	19,328,649	1,845,577	21,174,226	72,496,604	17,977,147	90,473,751
1960	45,021,715	14,110,524	59,132,240	6,463,893	1,698,811	8,162,705	6,015,157	2,551,203	8,566,361	21,806,920	2,234,126	24,041,047	79,307,687	20,594,667	99,902,354
1961	46,515,796	14,786,124	61,301,920	6,675,821	1,823,458	8,499,280	6,157,821	2,727,880	8,885,701	24,363,869	2,459,350	26,823,219	83,713,309	21,796,813	105,510,122
1962	49,193,801	15,867,628	65,061,429	6,902,489	1,891,474	8,793,963	6,313,893	2,963,550	9,277,443	25,705,242	2,633,068	28,338,310	88,115,428	23,355,720	111,471,148
1963	51,892,498	17,080,238	68,972,736	7,253,097	2,043,323	9,296,420	6,489,447	2,947,233	9,436,681	27,672,671	2,812,730	30,485,402	93,307,715	24,883,525	118,191,241
1964	55,711,326	18,582,923	74,294,244	7,721,387	2,268,964	9,990,352	6,580,529	3,161,416	9,741,945	30,364,356	3,239,263	33,603,620	100,377,594	27,252,667	127,630,262
1965	60,835,255	20,761,713	81,596,968	8,293,138	2,565,481	10,858,620	6,920,909	3,401,675	10,322,585	36,912,468	3,010,453	39,922,922	112,961,772	29,739,324	142,701,096
1966	67,490,218	24,805,742	92,295,960	9,005,954	2,893,629	11,899,583	7,399,130	3,714,240	11,113,370	38,668,679	3,883,616	42,552,296	122,563,982	35,297,228	157,861,210
1967	72,710,953	25,027,742	97,738,695	9,400,261	3,132,703	12,532,964	7,665,124	3,840,019	11,505,143	40,772,018	4,384,827	45,156,846	130,548,356	36,385,293	166,933,649
1968	79,507,456	26,580,488	106,087,945	9,924,115	3,399,312	13,323,428	7,854,559	3,969,471	11,824,030	44,403,737	4,742,814	49,146,552	141,689,869	38,632,087	180,381,956
1969	86,549,860	29,001,280	115,551,140	10,281,906	3,577,970	13,859,877	8,201,573	4,065,426	12,267,000	48,228,318	5,329,016	53,557,334	153,261,658	41,973,693	195,235,352
1970	93,201,151	30,845,296	124,046,447	10,536,175	3,884,696	14,420,871	8,468,303	4,333,025	12,801,328	53,502,166	6,410,844	59,913,011	165,707,796	45,473,862	211,181,658
1971	101,859,859	35,685,911	137,545,770	11,136,562	4,368,415	15,504,977	8,883,560	4,657,842	13,541,402	59,012,527	7,267,379	66,279,907	180,892,509	51,979,548	232,872,058
1972	113,643,698	41,845,347	155,488,746	12,080,795	4,806,393	16,887,189	9,515,610	4,610,475	14,126,086	65,779,209	7,932,104	73,711,314	201,019,014	59,194,322	260,213,336
1973	127,458,507	54,504,127	181,962,634	13,413,250	6,329,172	19,742,422	10,911,917	6,202,182	17,114,099	74,186,154	12,179,607	86,365,761	225,969,828	79,215,088	305,184,916
Totals	**1,602,370,268**	**558,153,066**	**2,160,523,334**	**233,976,295**	**72,402,211**	**306,378,506**	**211,267,957**	**99,381,677**	**310,649,634**	**789,103,001**	**98,033,541**	**887,136,542**	**2,836,717,521**	**827,970,495**	**3,664,688,016**
Percentages			58.9%			8.4%			8.5%			24.2%			100.0%

*The total of both Sabbath School and other World Mission Offerings make up the total amount for World Missions. Prior to 1918 a small portion of Sabbath School Offerings was for Local Expense and should not have been included here.

A GENERAL SURVEY OF STATISTICAL AND FINANCIAL SUMMARIES OVER A PERIOD OF YEARS

	1920	1930	1940	1950	1960	1970	1971	1972	1973
Churches	4,541	6,741	8,924	10,237	12,975	16,505	16,726	17,150	17,448
Membership	185,450	314,253	504,752	756,712	1,245,125	2,051,864	2,145,061	2,261,403	2,390,124
Baptisms	19,683	28,536	36,289	68,510	90,404	157,766	175,271	191,883	215,354
Net Membership Increase	7,211	14,698	18,082	40,174	51,055	98,786	93,197	116,342	128,721
Evangelistic Workers	6,955	10,988	13,579	17,959	18,362	21,702	22,249	23,550	24,740
Institutional Workers	6,126	10,473	16,237	20,968	30,528	44,255	44,118	44,710	45,661
Total Number of Workers	13,081	21,461	29,816	38,927	48,890	65,957	66,367	68,260	70,401
Tithes	$ 7,195,463	$ 6,230,362	$ 8,071,653	$27,728,250	$59,132,240	$124,046,447	$137,545,770	$155,488,746	$181,962,634
World Mission Offerings (Total)	3,251,550	4,020,398	3,827,536	9,998,658	16,729,066	27,222,200	29,046,380	31,013,275	36,856,521
Sabbath School Offerings	1,441,962	1,870,343	1,765,277	4,828,090	8,162,705	14,420,871	15,504,977	16,887,189	19,742,422
Ingathering Funds	1,801,177	10,141,298*	11,549,253*	4,070,820	7,284,219	10,598,151	10,929,557	11,448,027	11,921,458
Home Mission Offerings	310,565	181,876	265,163	1,826,479	4,212,697	8,727,372	10,277,525	11,065,675	14,787,781
Local Church Funds	1,096,826	1,679,973	2,061,975	6,354,669	19,828,349	51,185,638	56,002,381	62,645,838	71,577,882
Total Tithes and Offerings	11,854,404	12,112,609	14,226,329	45,908,057	99,902,354	211,181,658	232,872,058	260,213,336	305,184,916
Church Buildings	1,717	2,768	4,434	5,863	8,652	12,885	13,051	13,696	13,929
Value of Church Buildings	$ 4,444,062	$ 9,265,740	$11,283,298	$33,580,237	$92,262,764	$235,801,582	$258,054,949	$288,178,206	$321,143,324
Seating Capacity of Church Buildings	271,121	456,979	664,838	893,175	1,437,661	2,298,278	2,230,428	2,456,803	2,517,538
Elementary Schools	928	1,977	2,626	4,155	4,453	4,045	3,934	3,769	3,847
Advanced and Secondary Schools	97	201	251	283	370	512	452	463	462
Total Number of Schools	1,025	2,178	2,877	4,438	4,823	4,557	4,386	4,232	4,309
Enrollment, Elementary Schools	23,481	67,719	91,594	166,793	230,446	286,600	290,477	289,159	311,614
Enrollment, Advanced and Secondary Schools	9,540	17,058	19,185	35,884	59,554	85,492	94,086	95,932	105,257
Total Enrollment–All Schools	33,021	84,777	110,779	202,667	290,000	372,092	384,563	385,091	416,871
Hospitals and Sanitariums	33	51	90	106	108	139	140	140	140
Treatment Room, Clinics, Dispensaries	8	55	68	57	111	152	165	182	227
Medical Airplanes, Launches	. .	. .	. .	. .	. .	20	16	10	26
Publishing Houses	45	67	83	43	42	48	48	50	177
Literature Sales	$ 5,682,972	$ 4,715,709	$ 4,324,906	$12,602,589	$23,543,132	$ 46,882,359	$ 48,410,931	$50,403,634	$ 59,848,042
Literature Evangelists	2,332	2,936	3,062	3,793	3,320	4,240	4,313	4,373	5,074
Number of Languages in Which We Print Literature	99	146	202	197	238	244	167	179	177
Number of Sabbath Schools	6,151	9,966	14,817	16,694	22,617	30,601	32,392	33,308	33,081
Sabbath School Membership	195,653	382,743	618,507	952,229	1,682,983	2,607,713	2,658,516	2,878,551	3,004,662
Number of M.V. Societies	2,030	3,825	6,622	10,892	14,064	19,107	19,270	19,642	19,612
M.V. Membership	41,916	84,823	148,698	268,354	449,996	630,827	646,071	678,439	715,034

*Ten-year accumulative figure.

SUMMARY OF SEVENTH-DAY ADVENTIST WORLD STATISTICS, 1863 TO 1973

Year	Union Confs. and Missions	Local Conferences	Missions	Ordained Ministers	Licensed Ministers	Credentialed Missionaries	Licensed Missionaries	Bible Instructors	Literature Evangelists	Total Evangelistic Workers	Membership	Tithe	Churches	World Mission Offerings	Home Missions and Local Funds	Tithes and Offerings Per Capita	Book and Periodical Sales
1863	...	6	...	22	8	...	...	...	...	30	3,500	$ 8,000	125	$ ...	$ ...	...	$ 3,000
1864-70	...	8	3	37	35	...	...	...	...	72	5,440	119,803	179	5,353	...	...	36,500
1871-80	...	24	8	144	116	...	...	...	...	260	15,570	395,426	640	42,761	...	...	202,859
1881-90	...	34	8	227	184	...	...	...	...	411	29,711	1,436,015	1,016	350,326	...	...	1,925,513
1891-1900	2	45	42	510	337	...	...	...	...	1,500	75,767	3,680,164	1,892	1,090,639	...	...	3,755,878
1901-1910	...	...	...	...	...	...	...	...	...	...	...	9,177,599	...	2,511,543	1,835,476	...	8,301,939
1911-1920	46	148	153	1,287	1,068	...	1,898	...	2,332	6,955	185,450	29,954,225	4,541	13,117,785	7,755,136	...	29,052,188
1921	51	139	160	1,329	938	...	1,836	...	2,201	7,421	198,088	4,237,745	4,730	2,781,728	1,488,582	42.95	4,764,521
1922	55	143	153	1,384	904	...	1,610	...	2,411	7,600	208,771	4,230,230	4,927	2,765,461	1,325,170	39.86	3,656,481
1923	54	146	150	1,455	912	...	1,863	...	2,371	7,795	221,874	4,814,554	5,096	3,004,641	1,377,585	41.45	4,067,460
1924	52	138	164	1,590	978	...	1,982	...	2,849	8,679	238,657	5,466,431	5,393	3,344,723	1,530,407	43.33	4,236,120
1925	60	139	180	1,673	1,046	...	2,080	...	2,887	9,230	250,988	5,909,496	5,629	3,520,347	1,665,502	44.21	4,631,706
1926	65	143	198	1,717	1,071	...	2,245	...	2,790	9,516	[illegible]	5,964,331	5,862	3,757,579	1,730,206	43.74	4,831,431
1927	64	146	211	1,774	1,140	...	2,492	...	2,712	[illegible]	[illegible]	6,211,759	5,987	3,770,888	1,962,167	43.58	4,638,127
1928	65	153	222	1,881	1,119	...	2,545					6,373,147	6,227	3,881,879	2,016,726	43.01	4,716,601
1929	67	155	245	1,987	1,170							6,696,038	6,557	4,163,357	1,961,795	42.80	4,939,917
1930	71	160	270	[illegible]								6,230,362	6,741	4,020,398	1,861,849	38.54	4,715,709
Total, 10 years	...											56,134,097	...	35,011,005	16,919,992	...	45,198,076
1931	71											5,641,514	7,021	3,649,455	1,743,192	32.84	4,002,774
1932	70											4,736,430	7,322	3,022,870	1,497,735	25.56	3,499,304
1933	70											4,491,730	7,640	2,730,641	1,420,280	22.50	3,387,682
1934	70											5,318,630	7,818	3,024,983	1,549,601	24.46	3,416,345
1935	69											5,743,281	8,026	3,150,404	1,599,448	24.81	3,546,804
1936	70											6,429,793	8,243	3,394,894	1,785,291	26.50	3,622,299
1937	69											7,032,921	8,388	3,603,504	1,976,753	27.86	4,066,181
1938	69											7,280,728	8,750	3,636,597	2,089,411	27.68	4,190,330
1939	69											7,631,829	8,761	3,701,109	2,167,034	27.74	4,532,743
1940	69											8,071,653	8,924	3,827,536	2,327,139	28.18	3,784,032
Total, 10 years	...											62,378,514	...	33,741,996	18,155,889	...	38,048,499
1941	69											9,467,574	9,105	4,303,444	2,434,368	31.13	4,275,853
1942	68											12,137,513	9,212	5,029,589	2,942,044	37.57	5,467,664
1943	67											15,294,796	9,282	6,303,487	4,080,964	47.14	7,682,683
1944	69											17,865,482	9,351	7,498,171	3,321,779	51.43	8,509,267
1945	69											19,424,952	9,496	7,837,868	4,278,114	54.72	9,291,594
1946	70											21,793,606	9,821	8,823,741	5,399,179	60.16	10,332,186
1947	71											23,849,625	9,554	9,293,140	5,835,730	62.02	11,477,499
1948	74											25,956,859	9,749	9,703,621	6,374,055	62.49	11,730,590
1949	78											28,078,860	9,991	10,184,854	7,187,088	62.87	12,456,770
1950	80											30,728,250	10,237	9,998,658	8,181,149	73.60	12,602,589
Total, 10 years	...											237,597,521	...	78,976,580	50,034,474	...	93,826,700
1951	81											33,685,687	10,585	10,738,389	9,816,903	74.34	13,891,149
1952	80											36,051,151	10,830	11,331,923	10,714,894	77.19	16,371,888
1953	68											38,648,876	11,158	11,947,578	11,815,740	77.95	16,469,911
1954	69										972,071	37,552,283	11,447	12,314,407	12,741,303	70.39	17,271,860
1955	70							[illegible]	16,299	1,006,218		41,195,925	11,745	12,975,326	13,748,117	72.24	20,015,037
1956	75					[illegible]	621	3,491	16,319	1,051,452		43,460,182	12,018	13,679,505	15,836,509	74.40	21,406,478
1957	71				[illegible]	2,203	7,079	599	3,607	17,413	1,102,910	47,559,738	12,291	14,342,700	17,508,286	77.98	21,547,157
1958	72	[illegible]	[illegible]	6,092	3,211	2,300	7,684	591	3,545	18,732	1,149,256	49,878,289	12,421	14,787,907	19,182,045	76.02	21,702,984
1959	72	127	216	6,305	3,192	2,769	8,138	567	3,485	17,699	1,194,070	53,532,951	12,707	15,766,573	21,174,226	78.72	21,097,125
1960	74	135	221	6,515	3,204	3,001	8,781	591	3,320	18,362	1,245,125	59,132,240	12,975	16,729,066	24,041,047	83.66	23,543,132
Total, 10 years	...	...	...	...	...	...	...	...	...	...	...	798,578,695	...	299,461,370	251,280,043	...	413,667,883
1961	74	136	232	6,639	2,931	3,007	8,967	652	3,670	18,607	1,307,892	61,301,920	13,369	17,384,982	26,823,219	84.73	24,933,768
1962	72	136	239	6,972	3,122	3,434	9,957	719	3,840	19,270	1,362,775	65,061,429	13,588	18,071,407	26,970,873	84.19	27,233,031
1963	71	136	223	7,229	3,261	3,598	10,079	688	3,879	21,562	1,428,352	68,972,736	13,856	18,733,101	30,485,402	86.73	28,920,967
1964	76	128	240	7,350	3,219	3,876	10,579	727	3,908	19,432*	1,508,056	74,294,244	14,316	19,732,297	33,603,620	89.35	31,325,563
1965	74	150	225	6,555	2,785	2,809	7,835	680	3,987	21,688*	1,578,504	81,596,968	14,651	21,181,205	39,922,922	95.91	33,567,248
1966	76	135	241	6,557	3,397	4,733	12,158	771	4,023	20,828*	1,661,682	92,295,960	14,980	23,012,954	42,552,296	108.02	37,261,883
1967	76	136	242	7,000	3,649	5,782	14,560	491	3,955	21,299*	1,747,614	97,738,695	15,303	24,038,108	45,156,846	108.51	38,099,905
1968	76	136	238	6,992	3,622	5,934	14,960	319	4,041	21,568*	1,845,183	106,087,945	15,744	25,147,459	49,146,552	111.13	39,322,022
1969	76	132	242	7,262	3,857	5,646	15,452	499	4,132	22,833*	1,953,078	115,551,140	16,257	26,126,877	53,557,334	113.88	42,721,787
1970	76	150	228	7,381	3,646	6,292	15,845	488	3,973	21,702*	2,051,864	124,046,447	16,505	27,222,200	59,913,011	112.69	46,882,359
Total, 10 years	...	...	...	...	...	...	...	...	...	...	...	886,947,488	...	220,650,593	408,132,078	...	350,268,536
1971	76	150	221	7,527	3,708	6,904	14,896	525	4,102	22,249*	2,145,061	137,545,770	16,726	29,046,380	66,279,907	117.73	48,410,931
1972	72	109	252	7,669	3,799	7,055	15,068	612	4,586	23,550*	2,261,403	155,488,746	17,150	31,013,275	73,711,314	127.75	50,403,634
1973	79	131	236	7,923	3,977	7,682	15,334	722	5,074	24,380	2,390,124	181,962,634	17,448	36,856,521	86,365,761	161.31	59,848,042
Grand Totals	...	...	...	...	...	...	...	...	...	...	...	2,160,523,335	...	617,027,871	1,085,769,105	...	922,599,035

404-299-1832
ext 321 - STATS ON 1ST GC -
GRACE CULPEPPER

*This does not include the Honorary Credentialed Workers.

DISTRIBUTION OF DENOMINATIONAL INVESTMENT 1972

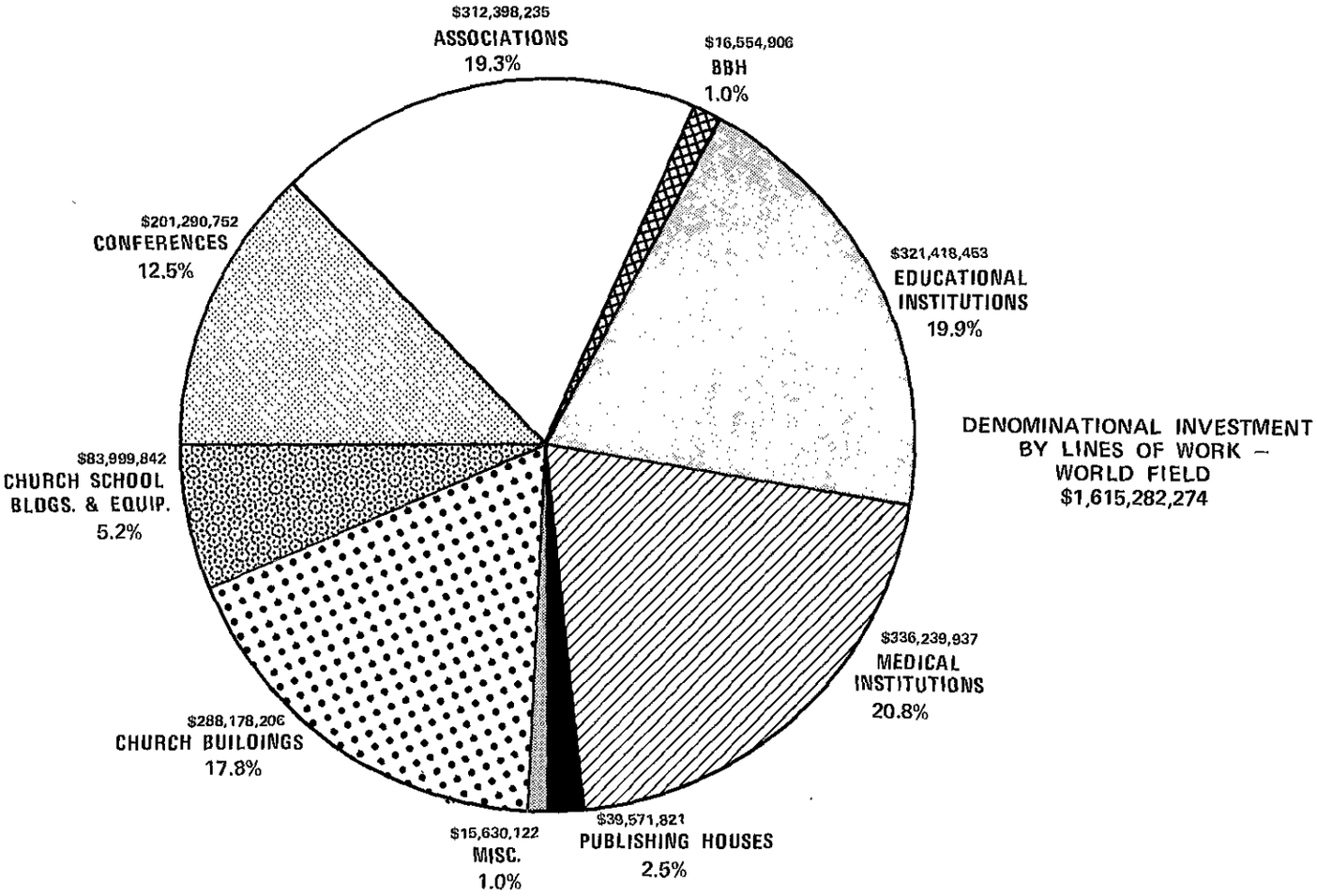

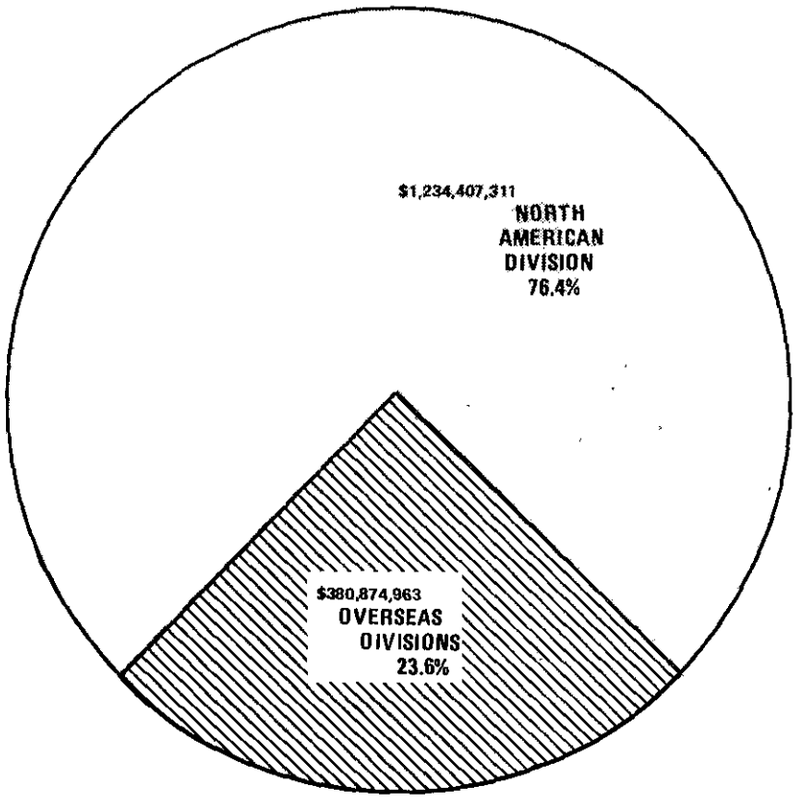

DENOMINATIONAL INVESTMENT BY DIVISIONS – WORLD FIELD
$1,615,282,274

2400-6-74-S/T

Offset in U. S. A.