



2021

ANNUAL STATISTICAL REPORT

New Series, Volume 3

Report of the
General Conference of
Seventh-day Adventists'
2020 Statistics

Seventh-day
Adventist® Church





2021

ANNUAL STATISTICAL REPORT

New Series, Volume 3

Report of the
General Conference of
Seventh-day Adventists'
2020 Statistics

Seventh-day
Adventist® Church

12501 Old Columbia Pike, Silver Spring, MD 20904



of Seventh-day Adventist® Conferences, Missions, and Institutions throughout the world
for the year ending 2020

TABLE OF CONTENTS

Alphabetical Index - Page 116

Key to Seventh-day Adventist Divisions, Table 1	2	Chapter 3 - Membership	
Scheduled Meetings, Table 2	2	Membership Statistics by Division for 2020, Table 23	16
Chapter 1 - Analysis		Chapter 4 - Tithes and Offerings	
Thematic Analysis	4	Tithes and Offerings by Division 2020, Table 24	37
World Membership by Gender as Percentages, Chart 1	5	Chapter 5 - Employees	
2017-2018 Global Church Member Survey - Gender, Chart 2	5	Denominational Employees by Division 2020, Table 25	58
World Totals (Gender Percentages), Chart 3	5	Chapter 6 - Institutions	
Gender Percentages for ECD, IAD, EUD, NAD, NSD, SAD, SSD, SID, TED and WAD, Charts 4-12	6	Institutional Statistics for 2020	87
Accessions by Division Over Five Years, Chart 13	7	Section I—Educational Institutions and Primary Schools, Table 26	87
World Accessions Over 10 Years, Chart 14	7	Section II—Healthcare Institutions, Table 27	91
Changes in World Membership Over Five Years, Chart 15	7	Section III—Publishing Houses, Table 28	99
Chapter 2 - Quick Picture		Section IV—Food Industries, Table 29	100
Accessions, Table 3	9	Chapter 7 - Global Mission	
Church Membership by World Divisions, Table 4	9	Global Mission	102
Losses, Table 5	9	The Church's Presence, Outreach, and Mission	102
Tithe and Offerings 2020, Table 6	9	GM Table 1—Conf/Miss Where Each Church Serves More Than One Million Persons	102
Tithe and Offerings, Table 7	9	GM Table 1a—Countries and Areas Where SDA Work is Not Currently Established	103
Accession Rates, Table 8	9	GM Table 2—Seventh-day Adventist Presence in Countries and Areas of the World	104
Summary of Institutions, Table 9	10	GM Table 3—10/40 Window	107
Healthcare Institutions, Table 10	10	Languages and Dialects in Which SDA Publications are Now in Print, Table 30	108
General Survey of Organizations, Table 11	10	Chapter 8 - The Long View	
Count of Unions, Conferences, and Local Fields, Table 12	10	Summary of Seventh-day Adventist World Statistics, Table 31	111
Broadcast Ministries, Table 13	10	A General Survey of Statistical and Financial Summaries Over a Period of Years, Table 32	112
Sabbath School and Personal Ministries, Table 14	11	Total Tithe and Offerings From Date of Organization to the Present Time, Table 33	113
Education, Table 15	11	Sessions of the General Conference of Seventh-day Adventists, Table 34	115
Missionaries, Table 16	11	Officers of the General Conference of Seventh-day Adventists, Table 35	115
Denominationally Employed Workers Classified by Type of Employment 2020, Table 17	12	Alphabetical Index	116
Denominationally Employed Workers Classified by Credentials Carried 2020, Table 18	12		
General and Institutional Employees, Table 19	14		
Gender Demographics 2020, Table 20	14		
Adventist Development and Relief Agency International (ADRA), Tables 21, 22	14		
Beneficiaries by Sector, Chart 16	14		

Note—Adventist® and Seventh-day Adventist® are the registered trademarks of the General Conference of Seventh-day Adventists®.

KEY TO SEVENTH-DAY ADVENTIST DIVISIONS AND GC ATTACHED UNIONS/FIELD

Table 1

ECD	East-Central Africa Division	SAD	South American Division	WAD	West-Central Africa Division
ESD	Euro-Asia Division	SPD	South Pacific Division		Attached to GC:
IAD	Inter-American Division	SID	Southern Africa-Indian Ocean Division	CHUM	Chinese Union Mission
EUD	Inter-European Division	SUD	Southern Asia Division	MENA	Middle East and North Africa Union Mission
NAD	North American Division	SSD	Southern Asia-Pacific Division	ISRF	Israel Field
NSD	Northern Asia-Pacific Division	TED	Trans-European Division		

SCHEDULED MEETINGS

Table 2

Meeting	Date	Location
Special GC Session	January 18, 2022	Silver Spring, Maryland
Spring Meeting	April 12 and 13, 2022	Silver Spring, Maryland
GC Session	June 6 to 11, 2022	St. Louis, Missouri

Meeting	Date	Location
Annual Council	October 6 to 12, 2022	Silver Spring, Maryland
Spring Meeting	April 11 and 12, 2023	Silver Spring, Maryland
Annual Council	October 5 to 11, 2023	Silver Spring, Maryland

Chapter 1 - Analysis

ABOUT THIS REPORT: Membership Gender Statistics

Retiring Editor. Kathleen Jones, who has served as editor of the *Annual Statistical Report* since 1999, has entered retirement this year. We wish her well in her newfound life of leisure!



Kathleen Jones
ASR Editor, 1999-2021

New Table. With this volume of the *ASR* we are beginning to publish data on the gender balance of our membership. This has for many years been one of the most common statistical questions posed to us, and we are pleased that we can make a start at answering it, thanks to the increasing use of membership software to track church membership and local congregational information. This makes it possible to collect more, as well as more accurate, statistical information. The gender data is not yet complete; for this year we only required reports from divisions using the Adventist Church Membership System (ACMS) or eAdventist software. Gender data is therefore based on nine divisions that have partially or completely implemented use of these online databases.

Gender statistics will be the subject of our analysis this year and be published henceforth as Table 20.

Gender Overview. Chart 1 shows the percentage of membership by gender for each of the nine divisions. It should be noted that not all members entered in ACMS and eAdventist have had their gender stated; however, more than two-thirds of the members in membership systems have recorded their gender and thus we have a huge sample which allows one to generalize with some confidence. The conclusion is one that anecdotal evidence has long suggested: women outnumber men in the Adventist Church (female 57%, male 43%). However, there is interesting regional variation.

Gender Statistics by Region: Charts 4-12 show individual pie charts for each responding division with the unstated excluded.

Americas. NAD's and SAD's gender splits match the world average, at 57% female and 43% male. IAD's split is a little more even, with 52% female and 48% male.

Western Europe. EUD and TED both report a gender split of 61% female and 39% male.

Asia-Pacific. SSD is close to the world average, with 54% female and 46% male.

Africa. ECD and SID have similar numbers. ECD reports 60% female and 40% male. SID reports 59% female and 41% male. The difference is more moderate in WAD, which reported 53% female and 47% male.

2017-2018 Global Church Member Survey. To help fill in the gaps for the divisions without ACMS gender data, Chart 2 shows data from the latest Global Church Member Survey for the four divisions for which we do not have a gender report. It is important to note that the

survey used random sampling of churches of different sizes, but there was a certain preference for whomever was most accessible to the surveyors rather than necessarily seeking a representative sample. Therefore, the figures here should not be considered exact—they are included as preliminary results for comparative purposes. For this reason these figures are not included in calculating the world totals in Chart 3. The gender data from this survey for ESD and NSD largely aligns with world patterns of greater numbers of females than males. The results from SPD and SUD report greater numbers of males than females.

Questions. This data raises questions which are beyond the scope of this publication to answer, but that doesn't mean we shouldn't ask them and invite other researchers to seek the answers. Why are women more likely to join or stay in the church? Why are men less likely to join or stay in the church? What is the sociological impact of having more females than males in the church, both for the collective organization and for the individual men and women?

Standard Charts. Charts 13-15 all demonstrate that 2020 was a remarkably bad year for accessions, with more than half a million fewer than the year before. Accessions haven't been this low since 1997; 18 of the last 21 years have seen accessions over one million and the three years that didn't pass that mark were close to it. The decline in accessions is hardly surprising, however, considering the circumstances created by the COVID-19 pandemic. One cannot be expected to baptize someone while maintaining six feet/two meters of distance from them! This impact wasn't uniform across all divisions, as shown by Chart 13. SSD had nearly the same number of accessions in 2020 as in 2019, and SPD actually had a 25% increase in accessions in 2020 over 2019 (the only division to see 2020 figures larger than those for 2019). Based on statistics reported up to June 30, 2021, our expectation is that overall accessions will rebound in 2021.

It should also be noted that losses were down in 2020 compared to 2019. This is similarly unsurprising considering that 2019 saw particularly substantial membership audits. Compared to 2018 and earlier, 2020's losses were still significant. This is somewhat surprising since the same pandemic difficulties which impeded accessions would be expected to impede membership audits as well.

Chart 15 shows that a similar number of deaths were reported for 2020 as for previous years. Given the substantial COVID-19 death toll across the world in 2020 we have to assume that a proportionate number of church members were lost, and that this figure is average only because church leadership has not yet been able to regain full contact with membership to assess the full extent of the losses. We therefore assume that this number will be larger in 2021 as records are updated to reflect this sad reality.

A Seventh-day Adventist statistical archive consisting of past statistical reports, tables, and documents is available online at: www.adventiststatistics.org.

Dr. D. J. B. Trim

—Statistics within this report compiled by Kathleen Jones, Lisa Rasmussen, Roger Bello, and Meredith Carter.

Chart 1

World Membership by Gender as Percentages

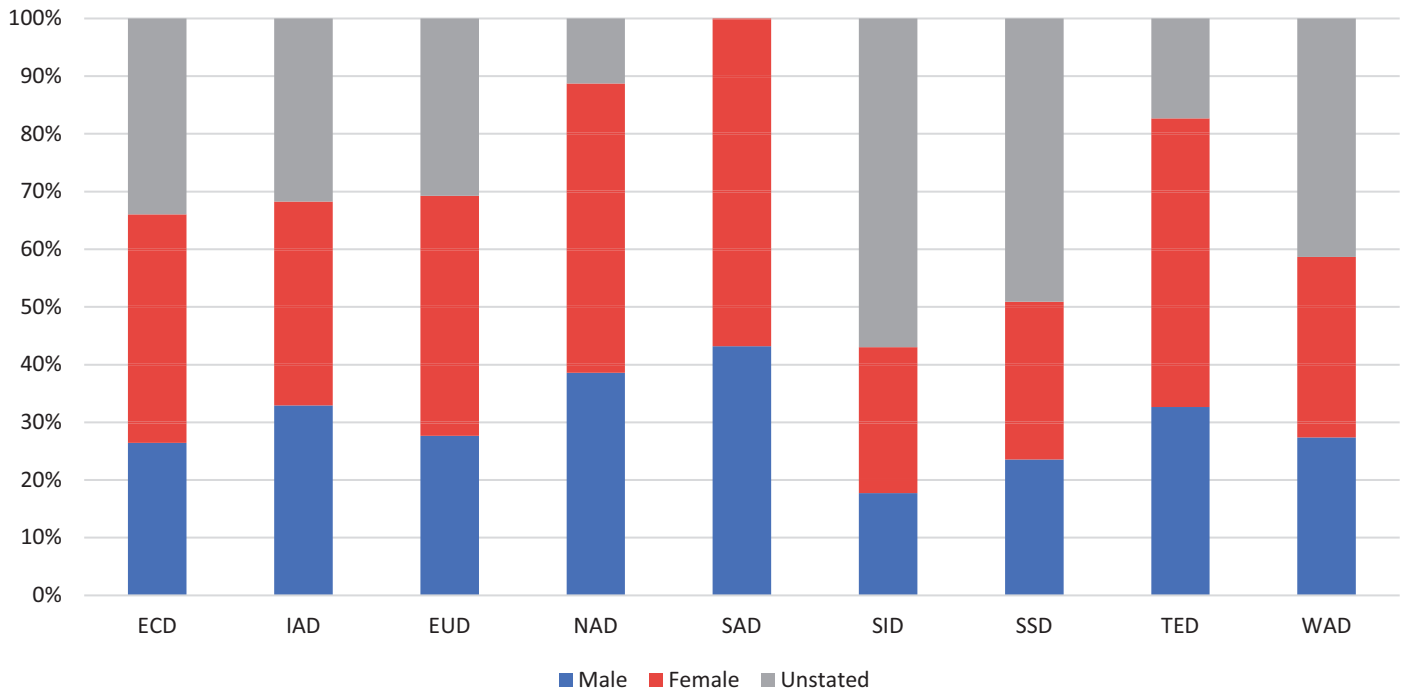


Chart 2

2017-2018 Global Church Member Survey - Gender

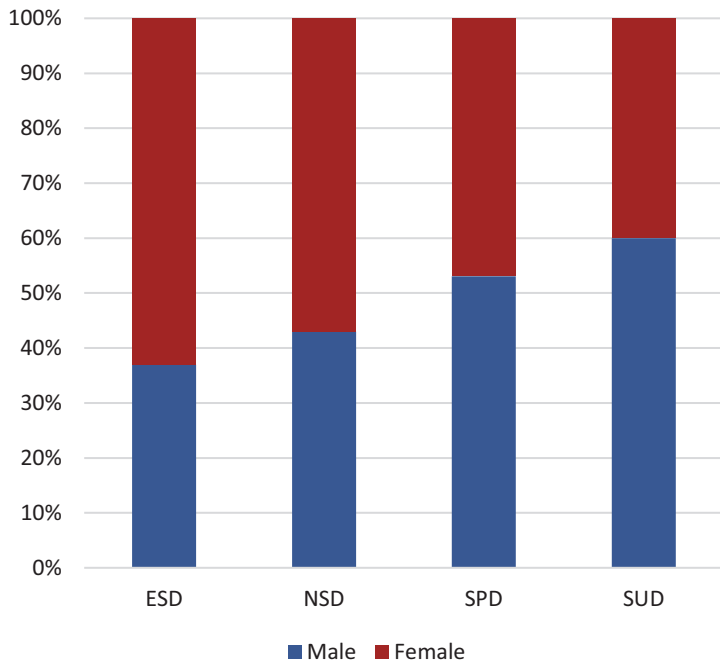
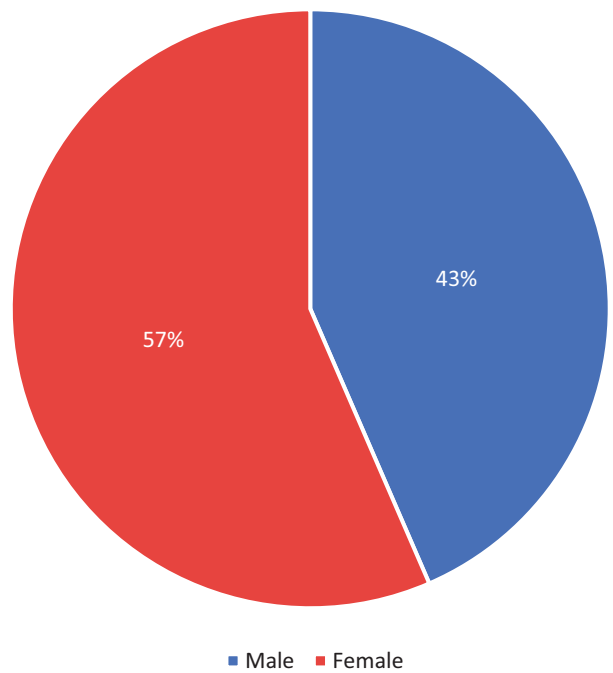


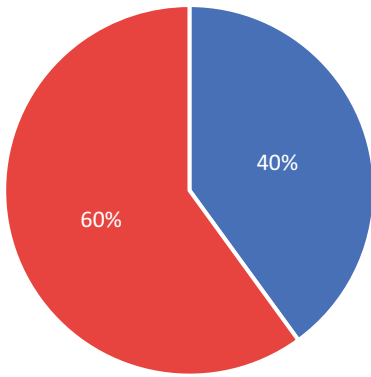
Chart 3

World Totals



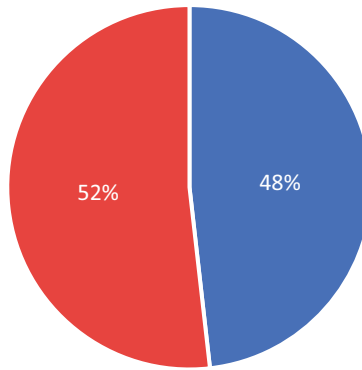
GENERAL STATISTICS

Chart 4 ECD



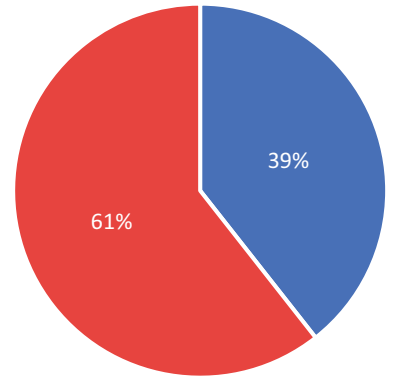
■ Male ■ Female

Chart 5 IAD



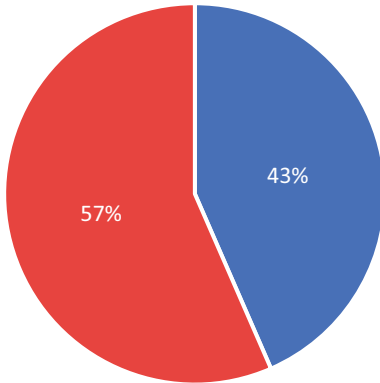
■ Male ■ Female

Chart 6 EUD



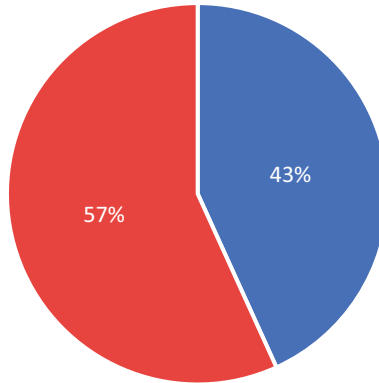
■ Male ■ Female

Chart 7 NAD



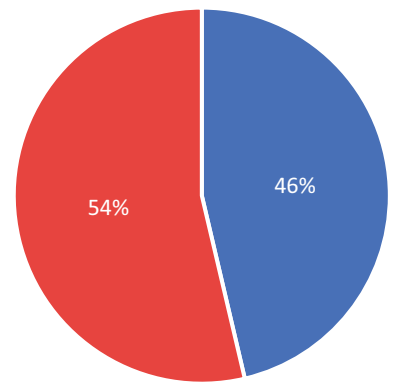
■ Male ■ Female

Chart 8 SAD



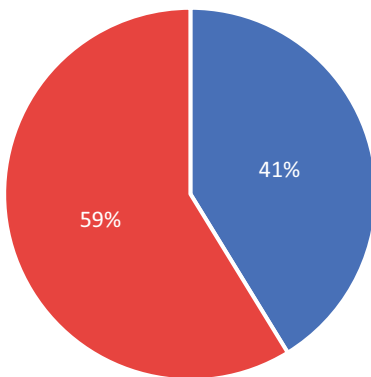
■ Male ■ Female

Chart 9 SSD



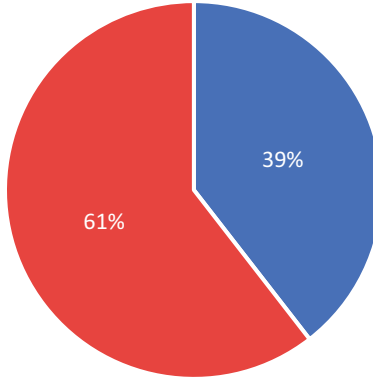
■ Male ■ Female

Chart 10 SID



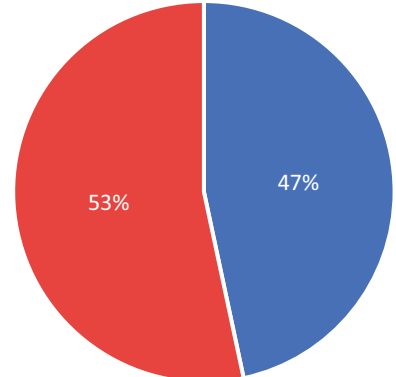
■ Male ■ Female

Chart 11 TED



■ Male ■ Female

Chart 12 WAD



■ Male ■ Female

Chart 13 Accessions by Division Over Five Years

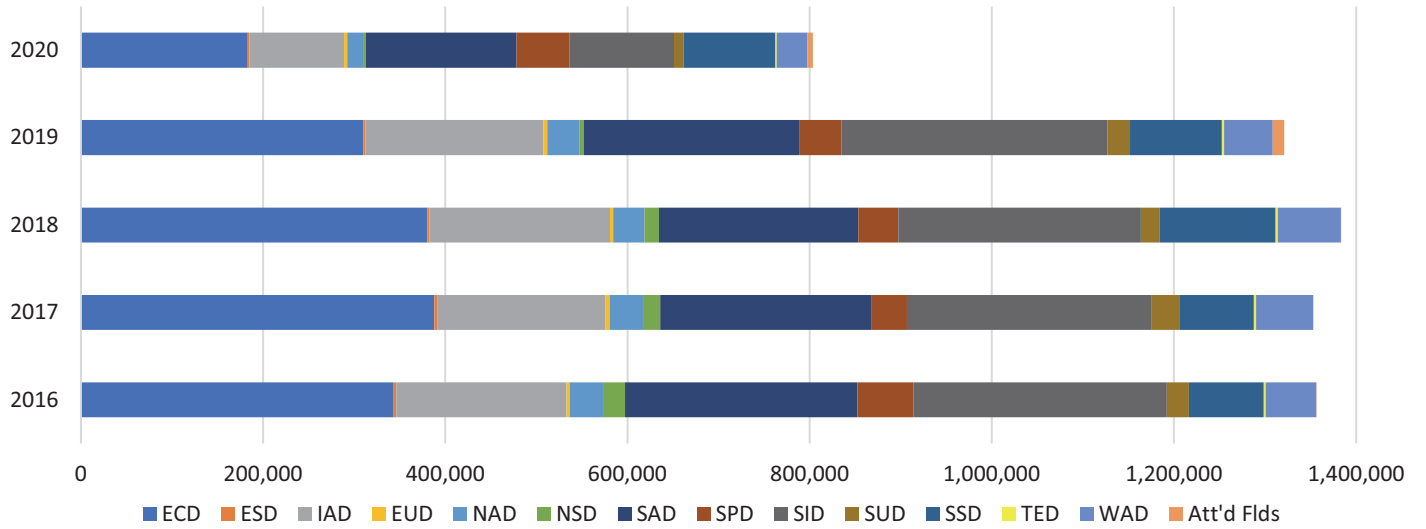


Chart 14 World Accessions Over 10 Years

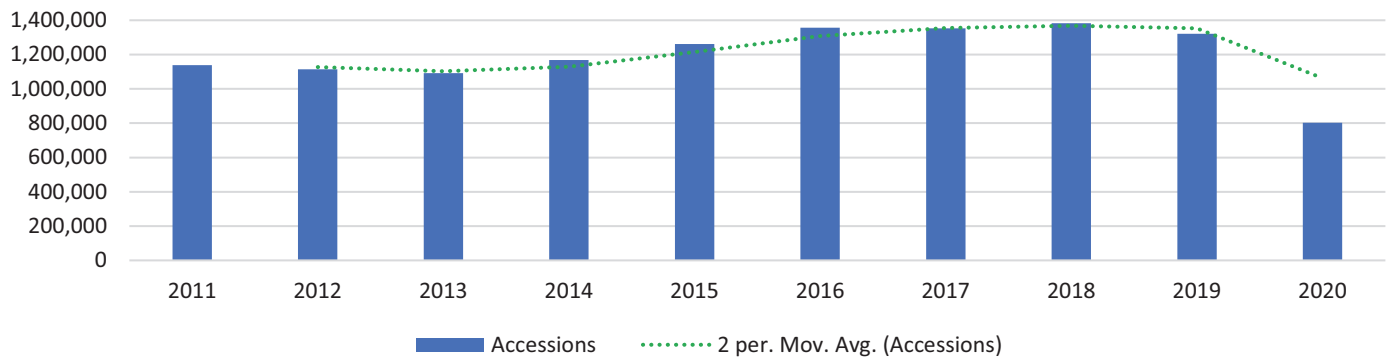
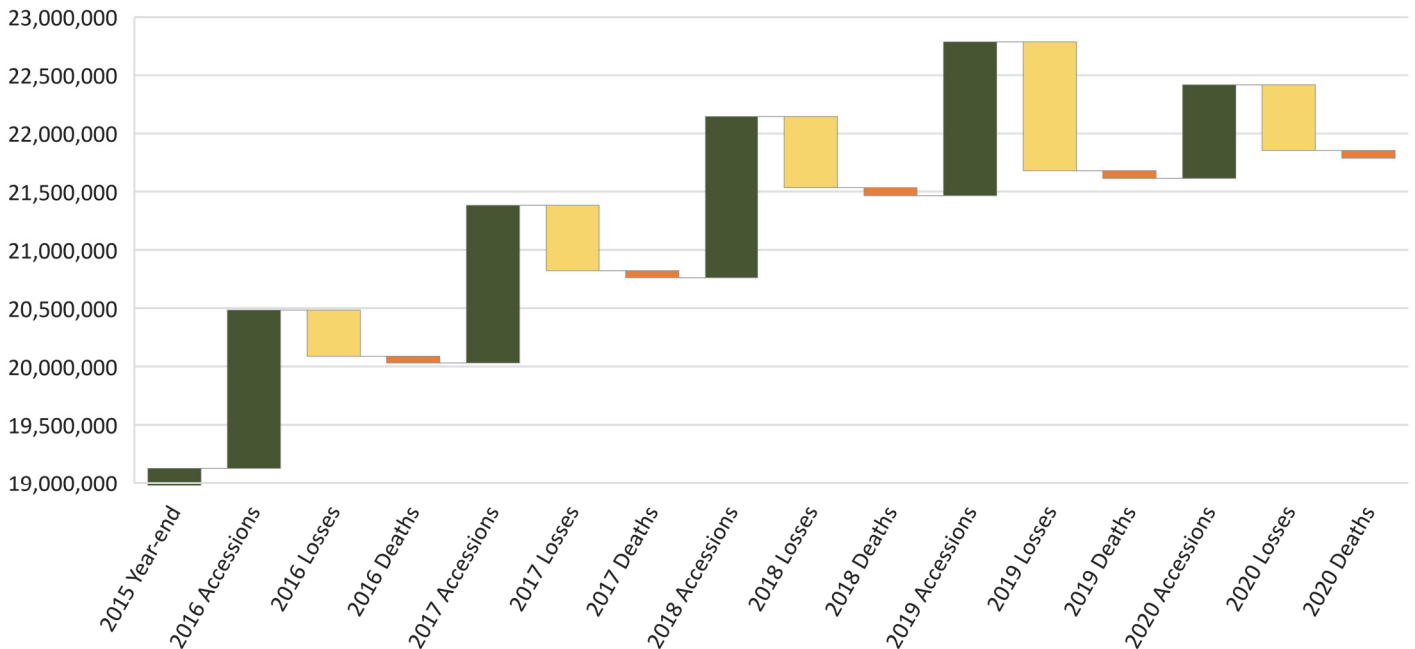


Chart 15 Changes in World Membership Over Five Years



Chapter 2 - Quick Picture

ACCESSIONS Table 3
(Additions to the Church by Baptism and Profession of Faith)

Division/Attached Fields	2017	2018	2019	2020	2020 Accessions as Percent of World Total
East-Central Africa	388,035	380,271	310,048	183,011	22.78%
Euro-Asia	3,069	2,478	2,514	1,760	0.22%
Inter-American	184,943	197,904	195,159	104,024	12.95%
Inter-European	4,257	3,720	4,061	3,610	0.45%
North American	37,580	34,460	35,427	18,185	2.26%
Northern Asia-Pacific	18,172	15,586	4,710	2,089	0.26%
South American	231,406	218,921	236,597	165,526	20.60%
South Pacific	39,468	44,096	46,348	58,093	7.23%
Southern Africa-Indian Ocean	268,121	266,055	292,348	114,619	14.27%
Southern Asia	31,280	20,875	24,490	10,700	1.33%
Southern Asia-Pacific	81,417	127,023	100,978	100,713	12.54%
Trans-European	2,288	2,447	2,255	1,358	0.17%
West-Central Africa	62,632	69,312	53,292	34,055	4.24%
Attached to the General Conf:					
Chinese Union Mission	12,387	5,494	0.68%
Middle East and North Africa Un	203	218	384	191	0.02%
Israel Field	60	61	49	2	0.00%
Totals	1,352,931	1,383,427	1,321,047	803,430	100.00%

Note—Beginning with 2015, accessions also include the “adjustments added” column.

CHURCH MEMBERSHIP BY WORLD DIVISIONS Table 4

Division/Attached Fields	2016	2017	2018	2019	2020
East-Central Africa	3,502,462	3,844,316	4,163,387	4,395,892	4,518,003
Euro-Asia	111,531	109,994	108,398	106,466	104,387
Inter-American	3,726,421	3,787,546	3,737,554	3,708,308	3,675,689
Inter-European	178,339	178,979	178,851	178,887	178,790
North American	1,237,004	1,249,715	1,257,913	1,262,927	1,265,754
Northern Asia-Pacific	719,766	733,549	745,685	285,711	287,255
South American	2,479,452	2,481,935	2,487,665	2,546,914	2,568,201
South Pacific	490,294	512,055	541,989	567,139	609,868
Southern Africa-Indian Ocean	3,747,573	3,873,848	4,088,766	4,307,726	4,242,121
Southern Asia	1,580,614	1,603,952	1,613,514	1,140,612	1,141,332
Southern Asia-Pacific	1,418,551	1,482,143	1,563,697	1,627,397	1,688,247
Trans-European	87,193	87,725	88,099	88,583	88,533
West-Central Africa	725,045	776,837	834,183	862,027	873,579
Attached to the General Conf:					
Chinese Union Mission	472,292	476,047
Middle East and North Africa Un	3,782	3,986	4,260	5,120	5,375
Israel Field	752	767	818	836	811
Totals	20,008,779	20,727,347	21,414,779	21,556,837	21,723,992

LOSSES Table 5

Division/Attached Fields	2017	2018	2019	2020	2020 Losses as Percent of World Total
East-Central Africa	34,344	48,146	65,496	55,303	9.80%
Euro-Asia	2,001	1,766	2,168	1,278	0.23%
Inter-American	115,739	233,436	211,169	123,425	21.86%
Inter-European	1,551	1,939	2,169	1,826	0.30%
North American	18,579	19,712	23,693	7,355	1.30%
Northern Asia-Pacific	2,675	2,297	77	35	0.01%
South American	215,048	199,073	164,459	126,169	22.35%
South Pacific	16,150	13,650	19,175	13,456	2.38%
Southern Africa-Indian Ocean	127,739	38,401	65,861	172,049	30.47%
Southern Asia	6,878	9,903	496,029	8,558	1.52%
Southern Asia-Pacific	14,693	34,109	30,756	32,936	5.83%
Trans-European	1,001	1,284	1,147	676	0.12%
West-Central Africa	6,683	7,722	23,001	20,350	3.60%
Attached to the General Conf:					
Chinese Union Mission	2,274	1,167	0.21%
Middle East and North Africa Un	65	17	16	4	0.00%
Israel Field	59	12	24	0	0.00%
Totals	563,205	611,467	1,107,514	564,587	100.00%

TITHE AND OFFERINGS 2020* Table 6

Tithe and Offerings	Amount	Percent of Total	Per Capita
US\$			
Tithe	2,389,079,503	72.98%	112.61
World Mission Fund, Including Sabbath School	66,544,458	2.03%	3.14
Other General Conference Funds	16,932,124	0.52%	0.80
Intradivision Funds	65,583,757	2.00%	3.09
Ingathering Funds	5,606,696	0.17%	0.26
Local Church Funds	729,824,572	22.29%	34.40
World Totals 2020	3,273,571,110	100.0%	154.31
World Totals 2019	3,564,777,068		
Decrease for 2020	(291,205,958)		
Percentage of Decrease	-8.17%		

*These funds do not include relief contributions.

TITHE AND OFFERINGS Showing Percentages of Total Table 7

Year	Tithe	World Mission Including Sabbath School, Other General Conference, and Ingathering Funds	Intradivision and Local Church Funds	Total Tithe and Offerings
US\$				
1863	8,000	100.0%	...	8,000
1870	21,822	86.0%	3,553	25,375
1880	61,857	91.2%	5,944	67,801
1890	225,434	78.6%	61,431	286,865
1900	510,259	77.1%	151,710	661,969
1910	1,338,690	60.2%	458,944	2,223,768
1920	7,195,463	60.7%	3,251,550	11,854,404
1930	6,230,362	51.4%	4,020,398	12,112,609
1940	8,071,654	56.7%	3,827,536	14,226,329
1950	27,728,250	60.4%	9,998,658	45,908,057
1960	59,132,241	59.2%	16,729,067	99,902,355
1970	124,046,447	58.7%	27,222,200	211,181,658
1980	398,880,407	62.1%	72,119,040	642,444,216
1990	659,924,400	65.2%	78,048,177	1,011,715,372
2000	1,093,239,507	65.8%	82,324,122	1,662,602,192
2010	2,037,618,294	70.2%	119,394,827	2,900,945,610
2017	2,453,354,880	69.2%	115,458,003	3,542,758,506
2018	2,532,217,794	70.9%	118,033,607	3,569,538,182
2019	2,478,608,914	69.5%	110,320,270	3,564,777,068
2020	2,389,079,503	73.0%	89,083,278	3,273,571,110
Grand Totals 158 Years	57,766,910,173		4,631,250,702	85,111,978,990
Percent of Grand Totals	67.9%	5.4%	26.7%	100.0%
Total Tithe and Offerings Per Capita 2020				\$154.31

ACCESSION RATES Table 8

Year	Accessions Per Day	Accessions Per Hour	Accessions Per Minute	New Churches Per Hour
2001	2,632.56	109.69	1.83	0.25
2002	2,685.61	111.90	1.87	0.28
2003	2,715.17	113.13	1.89	0.27
2004	2,932.61	122.19	2.04	0.23
2005	2,896.24	120.68	2.01	0.28
2006	3,031.96	126.33	2.11	0.18
2007	2,849.12	118.71	1.98	0.25
2008	2,829.66	117.90	1.97	0.22
2009	2,889.29	120.39	2.01	0.26
2010	2,876.89	119.87	2.00	0.22
2011	3,118.41	129.93	2.17	0.22
2012	3,051.54	127.15	2.12	0.25
2013	2,987.60	124.48	2.07	0.24
2014	3,196.46	133.19	2.22	0.28
2015	3,452.10	143.84	2.40	0.31
2016	3,713.83	154.74	2.58	0.30
2017	3,704.12	154.34	2.57	0.27
2018	3,787.62	157.82	2.63	0.24
2019	3,616.83	150.70	2.51	0.28
2020	2,199.67	91.65	1.53	0.20

SUMMARY OF INSTITUTIONS

Table 9

Year	Tertiary Inst., Wkr. Tr. Inst., and Sec. Schools	Food Industries	Hospitals and Sanitariums	Nrsng/Ret, Orphngs/Children's Homes	Medical & Dental Clinics/Dispensaries	Media Centers	Publishing Houses and Branches	Totals
1900	25	...	27	13	65
1920	97	...	33	...	8	...	45	183
1930	201	25	51	...	55	...	67	399
1940	251	29	90	...	68	...	83	521
1950	283	32	106	...	57	...	43	521
1960	370	26	108	30	102	...	42	678
1970	512	27	139	49	152	...	48	927
1980	882	20	153	80	266	...	50	1,451
1990	995	28	154	71	322	4	58	1,632
2000	1,255	26	174	158	393	9	56	2,072 *
2010	1,993	20	173	168	216	14	63	2,648 *
2015	2,493	19	180	142	441	16	61	3,353 *
2016	2,589	20	198	154	329	15	59	3,365 *
2017	2,587	23	198**	154**	329**	15	59	3,366 *
2018	2,691	22	211	132	440	16	60	3,573 *
2019	2,787	23	227	148	673	16	60	3,935 *
2020	2,796	22	229	144	1,603	18	57	4,870

*Includes Adventist Risk Mgmt., Inc., which achieved General Conference institutional status in 1996.

**2016 health institutions statistics repeated for 2017.

GENERAL SURVEY OF ORGANIZATIONS

Table 11

Year	Union Conferences and Missions	Local Conferences and Missions	Churches	Primary Schools	Institutions	Total Organizations
1863	...	6	125	...	1	132
1870	...	11	179	...	2	192
1880	...	32	640	...	5	677
1890	...	42	1,016	...	15	1,073
1900	2	87	1,892	220	65	2,266
1910	23	193	2,769	594	188	3,767
1920	46	301	4,541	966	183	6,037
1930	71	430	6,741	2,077	399	9,718
1940	69	330	8,924	2,752	521	12,596
1950	80	370	10,237	4,277	521	15,485
1960	74	356	12,975	4,463	678	18,546
1970	75	379	16,505	4,045	927	21,931
1980	80	377	21,555	4,127	1,451	27,590
1990	87	451	31,654	4,267	1,632	38,091
2000	92	489	48,987	4,809	2,072	56,449
2010	119	585	70,188	5,813	2,648	79,353
2019	137	716	91,140	6,611	3,935	102,539
2020	138	731	92,876	6,623	4,870	105,238

Note—As of 2008, 'Unions of Churches' are being counted as unions, no longer as local conferences.

HEALTHCARE INSTITUTIONS

Table 10

Year	Institutions			Total Employees
	Hospitals and Sanitariums	Medical & Dental Clinics/Dispensaries	Nrsng Homes, Retirement Centers, Orphanages, Children's Homes	
1880	2	165
1920	33	8	...	2,225
1940	90	68	...	6,184
1960	108	102	30	13,429
1980	153	266	80	54,941
1990	154	322	71	57,411
2000	174	393	158	85,307
2010	173	216	168	112,578
2014	175	385	169	122,795
2015	180	441	142	123,123*
2016	198	329	154	121,592
2017**
2018	211	440	132	142,595
2019	227	673	148	143,916
2020	229	1,603	144	151,732

*Revised. **No Report.

COUNT OF UNIONS, CONFERENCES, AND LOCAL FIELDS

Table 12

DIVISION	Union Conferences	Union Missions	Union of Churches Conferences	Union of Churches Missions	Local Conferences	Local Missions
East-Central Africa	3	9	18	57
Euro-Asia	2	3	2	2	17	12
Inter-American	11	13	101	54
Inter-European	6	...	5	...	21	...
North American	9	57	2
Northern Asia-Pacific	2	8	3
South American	4	10	...	2	54	33
South Pacific	2	2	12	18
Southern Africa-Indian Ocean	9	3	35	15
Southern Asia	...	7	8	41
Southern Asia-Pacific	4	5	15	47
Trans-European	7	...	4	...	19	6
West-Central Africa	4	6	52	21
Attached to General Conf.	...	2	1	4
World Total 2020	63	60	11	4	418	313
World Total 2019	63	58	11	5	419	297
Group Totals 2020	...	138	731	...
Group Totals 2019	...	137	716	...

BROADCAST MINISTRIES

Table 13

Year	AM/FM and Internet Radio Stations Owned and Operated by SDA Church		No. of Hours Broadcast	TV Channels (Including Internet) Owned and Operated by SDA Church		No. of Hours Broadcast Annually "Purchased" on Other TV Stations	Media Centers /Production Studios					Adventist World Radio (AWR)				
	No. of Radio Stations	No. of Hours Broadcast Annually (SDA owned)		No. of TV Stations/Channels	No. of Hours Broadcast Annually (SDA Owned)		No. of Media Centers/Production Studios	No. of Languages Produced	Radio Programs: No. of Hours Produced Annually	No. of Audio Podcasts Published on the Internet Annually	TV Programs: No. of Hours Produced Annually	No. of TV Podcasts Published on the Internet Annually	No. of Broadcast Languages	No. Hours Broadcast Annually	No. of Radio Programs Produced Annually	No. of Audio Podcast Downloads
1960	1,389*	184*
1970	4,476*	435*
1980	3,328	343
1990	1,227	143
2000	3,456	4,372*
2010	710	775	70	36,297	19,674
2017	1,446	4,217,877	90,194	950	609,664	119,117	183	235	308,135	45,801,631	164,040	1,606,394	79	32,111	28,756	data unavailable
2018	1,541	4,838,328	96,897	1,109	551,542	129,461	241	279	272,860	2,205,984	73,493	29,624	81	32,062	30,495	data unavailable
2019	1,496	6,946,018	103,329	1,016	4,019,329	113,780	223	305	275,391	50,437	60,058	35,590	83	32,047	33,221	data unavailable
2020	1,554	6,756,506	193,611	1,030	4,048,978	91,605	231	285	197,633	46,504	74,781	49,943	82	31,618	33,404	data unavailable

*Includes number of broadcasts per week.

Note—NAD did not report in 2010.

STATISTICAL REPORT

SABBATH SCHOOL AND PERSONAL MINISTRIES

Table 14

Year	Bible School Enrollments	Bible School Graduates	Lay Crusades/ Seminars	Lay Bible Studies	Baptisms*	Pieces of Literature Distributed	Community Services Units	Ingathering Funds	Sabbath Schools +	Sabbath School Attendance ++	Percent of Church Membership	Investment Offerings		Sabbath School Mission Offerings	SS Mission Offerings as Percent of Tithe
												US\$	US\$		
1880	451	11,821	75.92%	...	2,784	4.50%	
1890	1,414	33,783	113.71%	...	28,643	12.71%	
1900	2,334	50,804	67.05%	...	46,794	9.17%	
1910	96,964**	4,151	101,161	96.78%	...	138,038	10.31%	
1920	19,683	686,700	6,151	195,663	105.51%	...	1,441,962	20.04%	
1930	28,536	1,290,854	9,966	382,743	121.79%	67,367	1,870,343	30.02%	
1940	36,289	1,326,120	14,817	618,507	122.54%	108,350	1,765,277	21.87%	
1950	68,510	4,125,463	16,694	952,229	125.82%	401,419	4,828,091	17.41%	
1960	277,344	92,142	90,404	7,274,440	22,617	1,682,983	135.17%	786,242	8,162,705	13.80%	
1970	486,235	161,467	157,766	10,598,152	30,601	2,607,713	127.09%	2,255,554	14,420,872	11.63%	
1980	700,777	314,146	52,877	9,184,988	193,783	16,356,170	41,906	4,144,386	119.07%	4,704,254	34,564,983	8.67%	
1990	290,736	166,527	141,239	11,586,376	215,407	32,271,391	16,698	15,616,983	76,323	8,011,268	119.66%	4,640,765	40,388,328	6.12%	
2000	1,092,963	481,160	202,263	9,308,661	486,378	74,023,800	135,787	9,622,709	120,865	14,513,424	124.18%	4,405,364	44,986,478	4.11%	
2010	584,728	198,034	251,691	5,558,014	514,734	59,354,723	116,966	11,067,178	140,694	19,368,905	114.45%	4,141,977	61,362,489	3.01%	
2017	521,253	221,616	367,306	2,992,718	801,315	62,040,037	4,832,586	8,857,088	...	6,997,949	...	6,513,988	79,852,865	3.25%	
2018	565,980	259,512	293,962	3,893,930	1,040,497	68,916,031	686,382	9,400,268	...	8,194,315	...	4,951,876	77,982,664	3.08%	
2019	397,774	115,195	332,410	3,732,469	964,582	50,739,991	328,240	9,220,641	...	8,406,310	...	6,285,263	69,718,564	2.81%	
2020	394,124	218,657	261,577	2,750,909	639,792	48,054,042	451,177	5,606,696	...	5,634,242	...	4,861,327	54,304,774	2.27%	
Total Ingathering Funds 1908-2020									US\$		792,698,251				

*Persons baptized as a direct result of outreach by lay members. **1908-1910. +Beginning with 2011, number of Sabbath Schools are no longer collected. ++In 2012, Sabbath School Membership was changed to Sabbath School Attendance. Since that time the reporting has been incomplete. +++Because of the Combined Offering Plan, not all divisions are reporting SS Mission Offerings separately.

EDUCATION

Table 15

Year	Tertiary Institutions			Worker Training Institutions			Secondary Schools			Primary Schools		
	Institutions	Teachers	Enrollment	Institutions	Teachers	Enrollment	Schools	Teachers	Enrollment	Schools*	Teachers	Enrollment*
1880	1	14	52	5	353	2	3	99
1900	8	100	1,590	18	134	810	220	250	5,000
1920	19	1,020 +	1,616	40	...	7,924	966	1,273	28,555
1930	31	1,794 +	4,124	70	...	10,524	2,077	2,547	78,533
1940	35	2,782 +	6,989	90	...	12,196	2,752	3,752	107,576
1950	47	3,881 +	15,502	126	...	20,382	4,277	6,108	187,922
1960	51	1,305	16,513	309	3,456	43,041	4,463	8,437	235,887
1970	77	1,917	24,540	398	4,392	60,952	4,045	10,235	286,600
1980	76	3,619	32,882	... +	... +	... +	806 +	6,156 +	111,927 +	4,127	16,079	494,488
1990	76	3,407	42,562	32	... +	2,913	887	10,662 +	150,540	4,267	27,259	540,647
2000	94	4,648	65,589	35	419	8,868	1,126	17,492	257,937	4,809	33,367	732,698
2010	111	11,289	131,516	59	694	8,862	1,823	30,805	494,324	5,813	44,057	1,034,052
2017	116	14,212	148,373	52	834	7,214	2,419**	36,592	595,848	5,943	55,331	1,183,337
2018	118	13,694	167,739	34	536	7,350	2,539**	40,766	576,456	6,106	51,035	1,130,026
2019	118	14,791	162,335	37	557	7,263	2,632**	42,536**	634,435**	6,611**	53,949**	1,240,862**
2020	118	14,256	160,997	38	547	7,159	2,640	42,083	587,283	6,623	56,752	1,268,405

*Prior to 1996, figures were based on Department of Education and conference or mission secretaries' reports. +Separate figures for tertiary institutions, worker training institutions, and secondary schools were not available. **Revised.

MISSIONARIES

Table 16

Year	New Missionary Arrivals*						Missionaries Currently Serving						ISE Permanent Returnees ****
	ISE Appointees **	ISE Unassigned Spouses	Adventist Volunteer Service***	Global Mission Pioneers+	Other Missionaries **	Total	ISEs ***	ISE Unassigned Spouses	Adventist Volunteer Service***	Global Mission Pioneers+	Other Missionaries **	Total	
1958	266	266	266	...
1960	270	270	3	273	...
1970	470	470	125	595	...
1980	356	356	1,388	...	763	2,151	326
1990	369	369	1,089	...	1,087	2,176	279
2000	169	...	518	687	1,138	...	1,526	2,664	135
2010	107	...	719	98	...	924	860	...	1,358 ‡	1,142	...	3,360 ‡	109
2017	61	19	617‡	...	749	1,446 ‡	664	143 ‡	1,108 ‡	1,241	1,914‡	5,070 ‡	96
2018	49 ‡	15‡	1,181‡	...	647	1,892 ‡	630‡	133 ‡	1,693 ‡	1,483	2,390	6,329 ‡	110
2019	59	9	1,528‡	...	1,788	3,384 ‡	634	121	2,020 ‡	1,612	2,973	7,360 ‡	71
2020	48	15	376	...	527	966	617	121	848	1,754	1,812	5,152	82

*Includes intradivision (where divisions have defined mission territories) and interdivision arrivals. **New ISEs (International Service Employees) and spouses employed this year. Unassigned spouses were included in this column until 2013. ***Adventist Youth Services are included. Figures for years 1960 to 1990 reflect new AVS arrivals. Figures for 2000 onward reflect AVS currently serving. ****Initial Permanent Returnees only. +Global Mission Pioneers remain in their own country. ++Other Missionaries include: Tentmakers, Contract Workers (working in a foreign country, but not ISEs), 1000 Missionary Movement Workers, Pioneer Missionary Movement Workers, One Year in Mission Workers, Waldensian Students, and other Intra-Division and Inter-Union Workers where not already reported in the AVS database. +++ISEs and spouses currently employed. Unassigned spouses were included in this count until 2013. ‡Revised.

GENERAL STATISTICS

DENOMINATIONALLY EMPLOYED WORKERS CLASSIFIED BY TYPE OF EMPLOYMENT 2020

Table 17

Organization	General Employees															Institutional Employees				
	Evangelistic and Pastoral Employees						Administrative, Promotional, Office, and Miscellaneous Employees						Primary School Teachers			Bible Instructors		Tertiary Inst., Worker Training Inst., and Secondary School Teachers		
	Ordained		Licensed		Other		Ordained		Other											
	FT	PT	FT	PT	FT	PT	FT	PT	FT	PT	C	FT	PT	C	FT	PT	FT	PT	C	
General Conference	4	3	1	...	6	...	77	...	2,892	109	402	8	245	
East-Central Africa	1,843	...	1,130	...	394	65	134	...	2,929	258	130	1,731	157	57	9	...	1,914	15	125	
Euro-Asia	542	2	337	...	108	28	97	2	398	139	30	96	12	7	238	17	...	
Inter-American	1,774	...	1,409	...	216	...	566	...	3,133	89	73	3,292	467	8	129	1	3,563	1,535	279	
Inter-European	594	15	184	10	88	5	330	2	609	182	46	109	51	16	12	2	88	41	5	
North American	2,976	71	670	74	645	543	385	8	2,740	2,785	1,137	2,367	660	540	38	99	1,717	248	393	
Northern Asia-Pacific	711	...	126	...	73	8	80	...	146	13	1	276	42	922	37	...	
South American	2,785	...	980	...	11	...	741	...	13,889	10,927	598	...	6,704	
South Pacific	825	15	468	2	287	65	160	5	1,362	486	436	1,985	266	316	29	16	1,163	331	300	
Southern Africa-Indian Ocean	868	...	420	4	255	20	318	...	1,500	197	50	445	26	13	710	125	57	
Southern Asia	375	...	261	...	490	...	178	...	917	1,608	240	...	1,502	
Southern Asia-Pacific	1,312	...	863	23	585	65	395	2	1,537	11	171	2,799	183	362	271	106	2,583	332	82	
Trans-European	307	13	55	4	201	36	76	2	251	60	3	48	18	1	30	5	101	41	1	
West-Central Africa	1,003	1	383	...	531	18	87	...	750	119	64	444	109	4	12	2	2,336	714	399	
Attached Fields:																				
Chinese Union Mission	163	...	29	...	5,106	...	10	...	92	398	18	...	
Middle East and North Africa Union	23	...	12	...	83	12	14	1	58	18	2	24	3	42	8	...	
Israel Field	4	...	1	2	...	3	
World Totals 2020	16,109	120	7,329	117	9,079	865	3,650	22	33,206	4,466	2,545	26,159	1,968	1,311	1,394	244	24,226	3,462	1,641	
World Totals 2019	15,885	112	7,061	102	8,954	983	3,662	15	37,243	4,762	2,817	26,039	2,586	2,092	1,244	155	26,018	3,342	1,397	

*Employees of Adventist Risk Management, Incorporated. Literature Evangelists in this table are credentialed and licensed, interns, and part time.

DENOMINATIONALLY EMPLOYED WORKERS CLASSIFIED BY CREDENTIALS CARRIED 2020

Table 18

Organization	Ministerial Credential			Commissioned Minister Credential		Commissioned Ministry of Teaching Credential		Administrative Ministries Credential		Missionary Credential			Ministerial License	
	Active		Honorary/ Emeritus	FT	PT	FT	PT	FT	PT	Active		Honorary/ Emeritus	FT	PT
	FT	PT								FT	PT			
General Conference	160	3	86	10	...	275	...	180	...	1,291	23	...	3	...
East-Central Africa	2,010	...	1,596	284	...	1,386	...	275	...	2,050	1,357	...
Euro-Asia	659	4	304	18	5	118	7	79	17	127	14	358	342	1
Inter-American	2,453	...	604	87	2	1,219	...	85	...	3,863	50	639	1,518	...
Inter-European	953	20	526	68	6	89	14	55	4	451	91	96	196	15
North American	3,493	82	1,903	261	8	2,472	37	546	20	2,052	224	86	812	75
Northern Asia-Pacific	893	1	289	11	...	114	...	15	...	722	...	190	143	...
South American	3,689	...	711	1,772	...	660	1,106	...
South Pacific	1,012	22	306	71	5	1,711	190	108	5	555	43	1	475	2
Southern Africa-Indian Ocean	1,230	...	562	76	...	419	...	84	2	1,502	7	...	544	4
Southern Asia	563	...	259	51	...	539	...	30	...	458	284	...
Southern Asia-Pacific	1,865	2	308	7,108	22	...	1,014	23
Trans-European	406	16	224	47	11	35	11	48	4	182	42	128	58	4
West-Central Africa	1,165	1	...	55	15	653	3	75	...	1,500	1	...	473	97
Attached Fields:														
Chinese Union Mission	173	...	8	21	...	35	...	4	...	74	36	...
Middle East and North Africa Union	42	1	4	1	...	16	1	11	...	42	11	...	13	...
Israel Field	6	2	1	...
World Totals 2020	20,772	152	7,690	1,061	52	9,081	263	1,595	52	23,751	528	2,158	8,375	221
World Totals 2019	20,657	145	7,793	1,222	40	9,324	319	1,548	55	23,535	450	2,285	8,298	240

STATISTICAL REPORT

DENOMINATIONALLY EMPLOYED WORKERS CLASSIFIED BY TYPE OF EMPLOYMENT 2020 (CONT'D)

Institutional Employees (Cont'd)																		Total Active Employees				All Literature Evangelists		
Others in Educational Institutions			Food Industry Employees			Hospital and Sanitarium Employees			Others in Healthcare Institutions			Media Center Employees			Publishing House and Branch Employees			Other Institutional Employees*		All Full Time Employees	All Part Time Employees		All Casual Employees	Total Active Employees
FT	PT	C	FT	PT	C	FT	PT	C	FT	PT	C	FT	PT	C	FT	PT	C	FT	PT					
1,816	296	1,607	7,663	971	590	24	31	5	...	2	2	4	83	...	12,852	1,386	2,603	16,841	...
513	85	82	610	82	29	204	38	39	95	28	10	131	50	27	11,637	778	499	12,914	7,349
139	18	5	41	19	3	31	35	...	120	31	47	66	9	2,213	312	92	2,617	487
2,077	221	5	877	144	...	1,899	194	14	314	15	2	74	17	1	135	19,458	2,683	382	22,523	1,467
41	15	4	45	20	1	154	19	...	99	306	9	61	22	17	42	10	2,456	700	98	3,254	200
1,602	687	862	106,271	2	...	197	39	3	121	50	10	114	18	8	119,843	5,284	2,953	128,080	26
170	67	...	391	25	...	3,280	219	49	500	447	...	27	60	6,762	858	50	7,670	269
12,727	1,719	8,746	213	624	907	31	...	61,602	61,602	1,908
243	118	176	786	158	142	13	951	1,841	1,026	56	7	8	21	3	9	8,349	3,313	2,413	14,075	545
508	85	31	922	...	3	339	1	...	38	23	...	108	6,457	468	141	7,066	4,177
810	718	95	20	43	7,257	7,257	314
847	21	150	2	6,534	359	320	578	11	50	36	11	...	212	18,554	1,124	1,135	20,813	4,650
52	23	1	39	8	9	122	74	10	18	6	...	43	4	...	3	2	1,346	296	25	1,667	14
208	163	31	260	...	24	46	7	...	1	3	...	57	6,118	1,136	522	7,776	852
...	1,545	30	160	6	7,349	48	160	7,557	...
29	...	17	43	1	8	336	43	19	398	...
...	10	10	...
21,782	1,799	2,971	3,863	348	143	138,695	1,903	1,201	3,713	2,814	1,139	1,336	203	93	1,941	96	48	117	2	292,599	18,429	11,092	322,120	22,258
19,045	1,838	2,673	3,788	376	228	128,143	3,498	3,627	7,392	2,989	1,316	1,308	135	146	1,913	50	46	90	2	287,785	20,945	14,342	323,072	20,931

DENOMINATIONALLY EMPLOYED WORKERS CLASSIFIED BY CREDENTIALS CARRIED 2020 (CONT'D)

Commissioned Minister License		Commissioned Ministry of Teaching License		Administrative Ministries License		Missionary License		All Other Employees (Employees with no credential or license)			Total Active Employees			All Active Employees	Literature Evangelists Cred. and License	Honorary/ Emeritus Credential
FT	PT	FT	PT	FT	PT	FT	PT	FT	PT	Casual	FT	PT	Casual			
3	...	12	...	23	...	358	6	10,537	1,354	2,603	12,852	1,386	2,603	16,841	...	92
265	...	1,404	...	82	...	695	...	1,829	778	499	11,637	778	499	12,914	1,982	1,596
1	6	124	9	25	13	27	...	693	236	92	2,213	312	92	2,617	32	672
10	4	522	...	12	...	2,267	68	7,422	2,559	382	19,458	2,683	382	22,523	462	1,413
57	9	29	36	11	3	200	29	347	473	98	2,456	700	98	3,254	118	675
82	15	880	54	189	5	1,126	238	107,930	4,526	2,953	119,843	5,284	2,953	128,080	14	2,161
...	...	34	...	7	...	1,236	...	3,587	857	50	6,762	858	50	7,670	269	479
...	503	...	54,532	61,602	61,602	309	1,425
82	5	1,131	86	48	1	416	112	2,740	2,842	2,413	8,349	3,313	2,413	14,075	133	326
18	...	183	3	30	...	729	3	1,642	449	141	6,457	468	141	7,066	842	573
173	...	311	...	10	...	2,028	...	2,810	7,257	7,257	83	838
...	2,773	187	5,794	890	1,135	18,554	1,124	1,135	20,813	699	308
40	7	8	25	21	5	157	41	344	130	25	1,346	296	25	1,667	3	404
99	...	227	6	25	...	530	...	1,316	1,013	522	6,118	1,136	522	7,776	315	...
...	...	18	...	2	...	5,242	...	1,744	48	160	7,349	48	160	7,557	...	8
1	...	2	34	12	174	18	19	336	43	19	398	...	4
...	1	10	10
831	46	4,885	219	485	27	18,322	696	203,441	16,173	11,092	292,599	18,429	11,092	322,120	5,261	10,974
729	42	5,119	233	471	40	18,999	666	197,883	18,715	14,342	287,785	20,945	14,342	323,072	5,137	11,025

GENERAL STATISTICS

GENERAL AND INSTITUTIONAL EMPLOYEES

Table 19

Year	General Employees	Institutional Employees	Full Time Employees	Part Time Employees	Casual Employees	Total Active Employees
1863	30	30
1870	72	72
1880	260	260
1900	1,500	1,500
1920	5,896	4,853	10,749
1930	10,599	7,926	18,525
1940	14,270	11,438	25,708
1950	20,274	14,860	35,134
1960	23,479	22,091	45,570
1970	26,092	35,892	61,984
1980	34,814	51,025	85,839
1990	41,876	75,294	117,170
2000	54,843	108,912	163,755
2010	75,053	138,713	213,766
2015	95,483	191,638	264,695	13,815	8,611	287,121
2019	113,712	209,360	287,785	20,945	14,342	323,072
2020	108,584	213,536	292,599	18,429	11,092	322,120

Note—Prior to 1970, honorary employees were included. No Literature Evangelists are included.

GENDER DEMOGRAPHICS 2020

Table 20

Division/Attached Fields	Male		Female		Unstated	
	Number	%	Number	%	Number	%
East-Central Africa	1,193,433	26.42%	1,790,616	39.63%	1,533,954	33.95%
Euro-Asia	No Report					
Inter-American	1,209,747	32.91%	1,299,982	35.37%	1,165,960	31.72%
Inter-European	49,425	27.64%	74,365	41.59%	55,000	30.76%
North American	488,100	38.56%	634,992	50.17%	142,662	11.27%
Northern Asia-Pacific	926	0.32%	1,128	0.39%	285,201	99.28%
South American	851,809	43.22%	1,119,110	56.78%
South Pacific	No Report					
Southern Africa-Indian Ocean	752,854	17.75%	1,072,734	25.29%	2,416,533	56.97%
Southern Asia	No Report					
Southern Asia-Pacific	398,170	23.58%	461,294	27.32%	829,308	49.11%
Trans-European	28,906	32.65%	44,280	50.02%	15,347	17.33%
West-Central Africa	239,195	27.38%	273,487	31.31%	360,897	41.31%
Attached to the General Conf:						
Chinese Union Mission	No Report					
Middle East and North Africa Un	No Report					
Israel Field	No Report					
Totals	5,212,565	27.74%	6,771,988	36.07%	6,804,862	36.22%

ADVENTIST DEVELOPMENT AND RELIEF AGENCY (ADRA)

The Adventist Development and Relief Agency (ADRA) acts as the humanitarian arm of the Seventh-day Adventist Church and is active in over 130 countries, broken down into the nine regions below. In 2020, ADRA had 1,506 projects to the value of over \$328 million, supporting almost 21 million people.

2020 Annual Statistical Report

Table 21

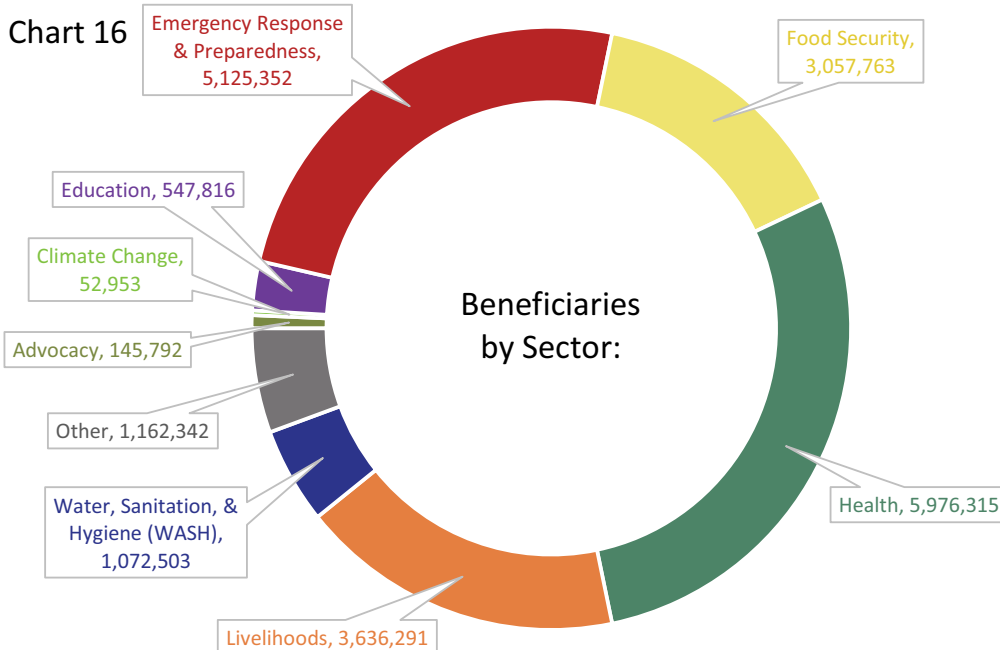
Region/Division	Projects	Beneficiaries	Total Budget US\$
Africa Region	331	11,473,319	90,012,094
Asia Region	207	1,201,662	33,038,408
Euro-Asia Division	80	113,699	7,153,166
Europe Region	124	66,143	3,564,085
Inter-American Division	58	326,071	16,290,166
Middle East and North African Union	106	5,141,480	90,285,751
North American Division	51	85,013	737,849
South American Division	336	1,818,443	65,768,803
South Pacific Division	213	551,297	21,743,331
Totals	1,506	20,777,127	328,593,653

Network Statistics

Table 22

Sectors	Projects	Beneficiaries	Total Budget US\$
Advocacy	34	145,792	7,673,402
Climate Change/Environment	11	52,953	294,535
Education	179	547,816	36,423,264
Emergency	324	5,125,352	39,988,119
Food Security	218	3,057,763	111,881,465
Health	140	5,976,315	27,253,786
Livelihood	239	3,636,291	61,447,183
Water and Sanitation	64	1,072,503	6,418,969
Other	297	1,162,342	37,212,930
Totals	1,506	20,777,127	328,593,653

Chart 16



Chapter 3 - Membership

Conference or Mission	Churches, Companies, and Church Membership															6	16
	2a	2b	3a	3b	4a	4a2	4b	4c	4d	5a	5b	5c	5d	5e			
	Churches	Companies	Church Attendance Average	Church Membership at Beginning of Year	Members Added					Members Subtracted					Church Membership at End of Year		
Baptisms					Former Members' Baptisms	Professions of Faith	Letters Received	Adjustments	Letters Granted	Deaths	Dropped	Missing	Adjustments				
EAST-CENTRAL AFRICA DIVISION																	
1 BURUNDI UNION MISSION
2 East Burundi Field	114	146	18,514	25,471	1,444	26,915
3 North Burundi Field	107	135	21,779	40,072	2,221	86	22	120	...	193	61	1,772	256	40,239
4 North-West Burundi Field	218	120	58,616	102,294	3,362	547	63	7,790	...	7,776	183	1,753	113	104,231
5 South-West Burundi Field	61	101	9,939	20,795	794	12	10	43	...	110	55	585	31	20,873
Totals	500	502	108,848	188,632	7,821	645	95	7,953	...	8,079	299	4,110	400	192,258
6 EAST CONGO UNION MISSION
7 East Kasai Field	77	82	20,753	22,668	1,567	14	...	4	...	240	116	103	191	23,603
8 East Katanga Mission	57	71	14,999	15,032	1,113	16	...	5	...	42	48	51	46	15,979
9 North Katanga Field	51	76	13,236	17,643	310	30	...	7	...	18	34	36	78	17,824
10 South Katanga Field	121	180	52,046	52,082	1,866	18	...	97	...	23	49	70	123	53,798
11 West Katanga Field	29	42	12,967	12,871	639	18	...	3	...	12	16	60	139	13,304
Totals	335	451	114,000	120,296	5,495	96	...	116	...	335	263	320	577	124,508
12 EAST KENYA UNION CONFERENCE
13 Central Kenya Conference	302	169	41,703	143,778	1,188	728	59	1,485	...	108,873	37	44	10	38,274
14 Central Rift Valley Conference	371	119	29,926	62,413	335	18	7	69	...	23,407	14	29	54	39,338
15 East Nairobi Field	444	440	1,456	...	102	6	2	60,566	...	15	6	3	60,652
16 Kenya Coast Field	217	323	24,515	29,193	604	13	...	7	2	1	29,800
17 North East Kenya Field	380	276	584	...	44	2	...	23,368	...	6	2	2	23,404
18 Nyamira Conference	388	96	46,409	168,427	3,558	10	32	557	...	80,545	459	2,347	2,391	86,842
19 Nyamira West Field	297	75	8,090	...	1,079	79,444	...	188	191	616	522	79,010
20 South Kenya Conference	396	55	56,620	128,134	7,062	...	128	130	...	302	521	414	419	133,798
21 South Nairobi Kajiado Field	92	102	586	...	40	3	...	24,258	...	6	2	24,293
22 South Rift Valley Field	230	95	2,291	...	16	23,390	...	11	1	23,398
23 South-East Kenya Field	450	211	48,702	79,010	4,735	101	4	111	...	130	55	265	84	83,427
Totals	3,567	1,961	260,881	610,955	18,763	868	240	213,391	...	213,490	1,290	3,721	3,480	622,236
24 EASTERN ETHIOPIA UNION MISSION
25 Central Ethiopia Field	82	74	2,249	10,502	441	...	9	163	...	33	17	2	11	11,052
26 North Ethiopia Field	7	4	55	453	9	...	1	463
27 Northwest Ethiopia Field	16	7	614	2,622	49	3	2,668
28 South Central Ethiopia Field	229	132	26,113	40,226	1,775	...	296	5,336	...	85	128	78	82	47,260
29 South East Ethiopia Field	81	74	5,322	10,173	702	...	20	10	10,885
30 South Ethiopia Field	175	72	20,559	32,246	1,062	...	122	207	...	477	153	113	38	32,856
Totals	590	363	54,911	96,222	4,038	...	448	5,706	...	595	311	193	131	105,184
31 NORTH EAST CONGO UNION MISSION
32 Central Kivu Field	467	159	48,884	103,631	10	1,331	...	189	49	272	52	104,410
33 Kibali Ituri Mission	89	224	3,664	12,919	647	29	4	28	...	20	8	42	18	13,539
34 Maniema Mission	53	78	9,926	7,826	360	34	...	4,934	...	77	62	18	12	12,985
35 North Kivu Field	329	198	61,176	58,649	2,251	74	...	10,364	...	10,304	86	287	60,661
36 South Kivu Field	188	94	22,659	35,086	346	39	...	56	...	1,994	64	444	45	32,980
37 Upper Congo Field	88	133	19,016	22,630	320	10	...	24	...	4,268	50	42	34	18,590
Totals	1,214	886	165,324	240,741	3,934	186	4	16,737	...	16,852	319	1,105	161	243,165
38 NORTHERN TANZANIA UNION CONF
39 Mara Conference	517	263	57,150	184,634	8,407	1,424	91	1,253	...	1,345	472	946	669	192,377
40 North-East Tanzania Conference	330	167	57,804	89,898	3,215	1,123	16	1,312	...	33,497	215	475	61,377
41 Nyanza Gold Belt Field	432	329	51,060	...	14,274	337	...	98,947	...	680	257	74	39	112,508
42 South Nyanza Conference	501	354	66,121	248,876	13,766	365	...	1,256	...	99,772	279	879	...	24,844	138,489
43 Tanzania Rift Valley Field	182	165	18,304	...	2,175	268	4	40,363	...	1,743	98	244	40,725
44 Western Tanzania Conference	444	328	34,191	89,325	5,469	169	23	546	1	7,390	62	426	53	87,602
Totals	2,406	1,606	284,628	612,733	47,306	3,686	134	143,677	1	144,427	1,383	3,044	761	24,844	633,078
45 RWANDA UNION MISSION
46 Central Rwanda Field	265	45	25,782	136,665	440	42	...	3	...	8	5	137,137
47 East Central Rwanda Field	220	131	33,172	156,177	895	7	2	82	...	39	42	7	10	157,065
48 North Rwanda Field	292	75	39,208	139,772	1,632	10	...	4	250	6	24	4	4	141,630
49 North-East Rwanda Field	137	109	19,124	82,619	55	...	1	6	15	82,666
50 North-West Rwanda Field	225	61	25,531	111,640	151	2	111,789
51 South Rwanda Field	245	75	24,601	122,381	564	122,945
52 South-East Rwanda Field	189	95	27,007	112,396	2,584	8	3	4	...	5	36	9	3	114,942
53 West Rwanda Field	320	77	25,987	111,316	788	35	5	32	368	46	43	19	17	112,419
Totals	1,893	668	220,410	972,966	7,109	102	11	131	618	104	167	39	34	980,593
54 SOUTHERN TANZANIA UNION MISSION
55 Central Tanzania Field	282	207	20,995	29,845	2,329	...	35	1,116	...	2,121	103	452	30,649
56 East-Central Tanzania Conference	288	201	30,604	56,442	4,875	3	99	1,918	...	1,886	115	489	60,847
57 Lake Tanganyika Field	230	258	27,533	...	3,078	216	179	33,510	...	9,921	112	578	26,372
58 South-East Tanzania Conference	180	182	20,903	51,572	3,693	40	25	1,394	...	1,070	112	249	31	55,262
59 Southern Highlands Conference	224	230	22,592	48,926	2,710	77	16	603	...	25,319	209	614	26,190
Totals	1,204	1,078	122,626	186,785	16,685	336	354	38,541	...	40,317	651	2,382	31	199,320

STATISTICAL REPORT FOR 2020

Conference or Mission	Churches, Companies, and Church Membership															
1	2a	2b	3a	3b	4a	4a2	4b	4c	4d	5a	5b	5c	5d	5e	6	16
Conference or Mission	Churches	Companies	Church Attendance Average	Church Membership at Beginning of Year	Members Added					Members Subtracted					Church Membership at End of Year	Sabbath School Attendance Average
					Baptisms	Former Members' Baptisms	Professions of Faith	Letters Received	Adjustments	Letters Granted	Deaths	Dropped	Missing	Adjustments		

EAST-CENTRAL AFRICA DIVISION (CONT'D)

60 UGANDA UNION MISSION
61 Central Uganda Conference	452	708	49,823	241,241	6,843	12	248,072	49,823
62 Eastern Uganda Field	181	472	16,718	34,885	1,474	26	...	8	453	136	115	40	32	69	36,454	15,541
63 Northern Uganda Field	79	219	3,669	27,122	1,107	...	4	9	2	7	49	26	28,162	3,669
64 Rwenzori Field	263	228	10,079	53,458	1,958	123	7	49	3	211	110	34	30	6	55,207	10,258
65 Southwestern Uganda Field	104	281	4,794	28,820	493	11	...	1	...	14	20	37	29,254	4,957
66 Western Uganda Field	174	438	7,103	37,703	1,332	1	1	...	5	...	17	...	39,015	8,070
Totals	1,253	2,346	92,184	423,229	13,207	160	11	68	459	368	311	137	79	75	436,164	92,317
67 WEST CONGO UNION MISSION
68 Central Kasai Field	372	200	61,667	156,504	8,192	47	46	69	...	104	146	140	317	...	164,151	44,389
69 Congo Equatorial Field	7	34	1,653	2,592	178	9	17	12	4	20	38	...	2,746	1,198
70 Lower Congo Field	7	29	279	3,652	384	6	24	62	52	...	3,892	363
71 West Congo Field	60	55	6,756	25,660	1,319	3	23	7	...	31	25	98	115	...	26,743	4,875
72 West Kasai Field	225	192	91,884	136,942	4,140	30	82	22	200	140,808	85,566
Totals	671	510	162,239	325,350	14,213	89	86	88	...	223	221	520	522	...	338,340	136,390
73 WEST KENYA UNION CONFERENCE
74 Central Nyanza Conference	400	186	18,484	72,051	2,048	30	8	756	122	724	133	10	...	223	73,925	8,330
75 Greater Rift Valley Conference	665	507	92,493	74,500	3,215	92	1,922	7,665	21	5,301	151	767	1,495	213	79,488	70,137
76 Kenya Lake Conference	647	142	13,567	90,608	3,718	9	33	323	...	134	59	20	94,478	7,480
77 Lake Victoria Field	611	151	15,336	70,991	2,157	19	68	1,715	2,692	1,523	141	176	11	2,041	73,750	9,347
78 North West Kenya Conference	552	625	19,801	52,266	2,867	112	338	5,577	...	4,239	88	320	197	...	56,316	13,580
79 Ranen Conference	589	222	32,159	96,085	3,820	33	23	1,377	2,769	1,360	127	382	...	2,503	99,735	16,454
Totals	3,464	1,833	191,839	456,501	17,825	295	2,392	17,413	5,604	13,281	699	1,675	1,703	4,980	477,692	125,327
80 WESTERN ETHIOPIA UNION MISSION
81 Gambella Field Station	46	13	6,917	17,603	811	18,414	6,028
82 South West Ethiopia Field	31	26	1,096	7,382	74	5,239	1	1	2,215	1,050
83 West Central Ethiopia Field	63	61	10,523	14,860	783	62	128	4	...	15,449	14,933
84 West Ethiopia Conference	289	42	36,458	71,676	1,930	...	3	5	139	8	44	...	73,423	36,355
Totals	429	142	54,993	111,521	3,598	...	3	5	...	5,239	202	137	48	...	109,501	58,365
85 ATTACHED FIELDS
86 Eritrea Mission Field	3	12	...	526	526	...
87 SOUTH SUDAN ATTACHED TERRITORY
88 Greater Bahr el Ghazal Field	12	50	7,669	12,464	1,862	1	14,325	7,266
89 Greater Equatoria Field	39	90	17,591	20,528	1,450	10	3	10	6	38	...	21,937	18,507
90 Greater Upper Nile Field	45	82	18,140	16,443	2,769	20	6	50	19,176	17,160
Totals	96	222	43,399	49,435	6,081	10	3	20	17	56	38	...	55,438	42,932
Attached Fields Totals	99	234	43,399	49,961	6,081	10	3	20	17	56	38	...	55,964	42,932
91 EAST-CENTRAL AFRICA DIVISION
92 Burundi Union Mission	500	502	108,848	188,632	7,821	645	95	7,953	...	8,079	299	4,110	400	...	192,258	115,320
93 East Congo Union Mission	335	451	114,000	120,296	5,495	96	...	116	...	335	263	320	577	...	124,508	117,482
94 East Kenya Union Conference	3,567	1,961	260,881	610,955	18,763	868	240	213,391	...	213,490	1,290	3,721	3,480	...	622,236	189,813
95 Eastern Ethiopia Union Mission	590	363	54,911	96,222	4,038	...	448	5,706	...	595	311	193	131	...	105,184	39,771
96 North East Congo Union Mission	1,214	886	165,324	240,741	3,934	186	4	16,737	...	16,852	319	1,105	161	...	243,165	174,955
97 Northern Tanzania Union Conference	2,406	1,606	284,628	612,733	47,306	3,686	134	143,677	1	144,427	1,383	3,044	761	24,844	633,078	264,427
98 Rwanda Union Mission	1,893	668	220,410	972,966	7,109	102	11	131	618	104	167	39	34	...	980,593	227,520
99 Southern Tanzania Union Mission	1,204	1,078	122,626	186,785	16,685	336	354	38,541	...	40,317	651	2,382	31	...	199,320	119,144
100 Uganda Union Mission	1,253	2,346	92,184	423,229	13,207	160	11	68	459	368	311	137	79	75	436,164	92,317
101 West Congo Union Mission	671	510	162,239	325,350	14,213	89	86	88	...	223	221	520	522	...	338,340	136,390
102 West Kenya Union Conference	3,464	1,833	191,839	456,501	17,825	295	2,392	17,413	5,604	13,281	699	1,675	1,703	4,980	477,692	125,327
103 Western Ethiopia Union Mission	429	142	54,993	111,521	3,598	...	3	5	...	5,239	202	137	48	...	109,501	58,365
104 Attached Fields	99	234	43,399	49,961	6,081	10	3	20	17	56	38	...	55,964	42,932
DIVISION TOTALS	17,625	12,580	1,876,278	4,395,892	166,075	6,473	3,781	443,846	6,682	443,310	6,133	17,439	7,965	29,899	4,518,003	1,703,761

EURO-ASIA DIVISION

1 BELARUS UNION OF CHURCHES CONF	66	28	2,886	3,748	44	...	1	72	...	70	55	16	3,724	2,435
2 CAUCASUS UNION MISSION
3 Kubano-Chernomorskaya Conference	57	20	1,452	3,043	58	1	5	79	...	81	72	20	1	...	3,012	1,392
4 North Caucasus Mission	38	22	1,053	2,148	49	1	9	33	7	40	36	6	7	10	2,148	1,131
5 Rostov-Kalmykia Conference	38	18	627	2,377	46	3	...	62	5	69	70	29	8	...	2,317	608
Totals	133	60	3,132	7,568	153	5	14	174	12	190	178	55	16	10	7,477	3,130
6 EAST RUSSIAN UNION MISSION
7 Central Siberian Mission	29	3	812	1,811	17	25	8	30	38	12	16	16	1,749	780
8 East Siberian Mission	33	24	931	2,034	14	1	3	180	...	191	42	10	12	1	1,976	898
9 West Siberian Mission	20	12	417	1,205	11	...	1	3	...	7	14	1	1,198	408
Totals	82	39	2,160	5,050	42	1	4	208	8	228	94	23	28	17	4,923	2,086

GENERAL STATISTICS BY DIVISIONS FOR 2020

Conference or Mission	Churches, Companies, and Church Membership															6	16
	2a	2b	3a	3b	4a	4a2	4b	4c	4d	5a	5b	5c	5d	5e			
	Churches	Companies	Church Attendance Average	Church Membership at Beginning of Year	Members Added					Members Subtracted					Church Membership at End of Year		
Baptisms					Former Members' Baptisms	Professions of Faith	Letters Received	Adjustments	Letters Granted	Deaths	Dropped	Missing	Adjustments				
EURO-ASIA DIVISION (CONT'D)																	
10 FAR EASTERN UN OF CHURCHES MISS	52	17	1,134	2,137	22	3	1	24	...	48	57	16	...	1	2,065	1,123	
11 MOLDOVA UNION OF CHURCHES CONF	136	99	1,372	8,576	137	23	18	90	10	187	179	64	8,424	1,347	
12 SOUTHERN UNION MISSION	5	5	...	
13 Kyrgyzstan Mission	10	9	328	656	9	10	...	15	16	11	633	318	
14 Northern Kazakhstan Mission	29	9	968	1,377	23	...	2	2	1	11	28	32	2	...	1,332	224	
15 Southern Kazakhstan Mission	14	10	395	974	15	15	2	26	16	8	1	2	953	344	
16 Tajikistan Field	3	6	108	239	17	...	3	7	8	6	9	2	...	9	248	100	
17 Turkmenistan Field	1	2	37	96	1	1	1	1	96	36	
18 Uzbekistan Field	10	6	257	694	7	...	1	3	6	3	11	2	...	2	693	248	
Totals	67	42	2,092	4,041	72	1	6	37	17	62	81	55	3	13	3,960	1,269	
19 TRANS-CAUCASUS UNION OF CH MISS	27	15	597	1,181	18	1	3	5	10	7	22	15	2	7	1,165	532	
20 UKRAINIAN UNION CONFERENCE	
21 Bukovinskaya Conference	126	14	5,056	6,755	95	1	3	86	...	115	171	34	...	30	6,590	4,743	
22 Central Ukrainian Conference	89	18	3,020	4,456	54	9	5	121	2	85	86	38	1	...	4,437	2,813	
23 Dnieper Conference	104	4	2,597	4,775	75	4	6	41	3	70	137	20	3	4	4,670	2,491	
24 Eastern Dnieper Conference	134	43	3,603	7,456	109	6	3	92	21	100	192	85	13	50	7,247	3,441	
25 Eastern Ukrainian Mission	38	22	860	1,857	16	1	1	25	...	43	65	24	1	4	1,763	837	
26 Kyiv Conference	25	...	1,836	4,002	59	1	3	58	...	59	54	39	25	3	3,943	1,193	
27 Podolsk Conference	107	50	3,298	5,352	87	8	9	101	1	131	119	59	8	6	5,235	3,307	
28 Southern Ukrainian Conference	75	33	1,753	4,258	59	5	3	112	5	142	93	55	4	6	4,142	1,683	
29 Western Ukrainian Conference	92	30	3,729	5,981	129	1	5	123	28	122	116	54	19	14	5,942	3,643	
Totals	790	214	25,750	44,892	683	36	38	759	60	867	1,033	408	74	117	43,969	24,149	
30 WEST RUSSIAN UNION CONFERENCE	
31 Central Conference	51	13	1,392	3,508	38	1	1	77	...	62	89	5	...	3	3,466	1,347	
32 Moscow Conference	29	4	1,782	3,432	53	77	...	68	74	18	2	...	3,400	1,607	
33 Northwestern Conference	49	34	1,571	2,981	29	3	4	71	...	59	53	31	6	15	2,924	1,471	
34 Southern Conference	80	58	4,099	6,833	46	1	1	126	5	95	133	32	1	20	6,731	3,684	
35 Ural Conference	59	65	987	4,030	45	1	3	28	1	35	81	19	9	2	3,962	969	
36 Volga Conference	51	70	1,431	2,828	28	2	2	58	...	54	62	19	10	...	2,773	1,400	
37 Volgo-Vyatskaya Conference	53	48	1,287	3,928	32	...	1	49	...	57	89	25	87	7	3,745	1,306	
Totals	372	292	12,548	27,540	271	8	12	486	6	430	581	149	115	47	27,001	11,782	
38 ATTACHED FIELD	
39 Crimea Mission	25	6	666	1,733	15	4	1	18	...	14	51	23	2	2	1,679	632	
40 EURO-ASIA DIVISION	
41 Belarus Union of Churches Conference	66	28	2,886	3,748	44	...	1	72	...	70	55	16	3,724	2,435	
42 Caucasus Union Mission	133	60	3,132	7,568	153	5	14	174	12	190	178	55	16	10	7,477	3,130	
43 East Russian Union Mission	82	39	2,160	5,050	42	1	4	208	8	228	94	23	28	17	4,923	2,086	
44 Far Eastern Union of Churches Mission	52	17	1,134	2,137	22	3	1	24	...	48	57	16	...	1	2,065	1,123	
45 Moldova Union of Churches Conference	136	99	1,372	8,576	137	23	18	90	10	187	179	64	8,424	1,347	
46 Southern Union Mission	67	42	2,092	4,041	72	1	6	37	17	62	81	55	3	13	3,960	1,269	
47 Trans-Caucasus Un of Churches Mission	27	15	597	1,181	18	1	3	5	10	7	22	15	2	7	1,165	532	
48 Ukrainian Union Conference	790	214	25,750	44,892	683	36	38	759	60	867	1,033	408	74	117	43,969	24,149	
49 West Russian Union Conference	372	292	12,548	27,540	271	8	12	486	6	430	581	149	115	47	27,001	11,782	
50 Attached Field	25	6	666	1,733	15	4	1	18	...	14	51	23	2	2	1,679	632	
DIVISION TOTALS	1,750	812	52,335	106,466	1,457	82	98	1,873	123	2,103	2,331	824	240	214	104,387	48,483	
INTER-AMERICAN DIVISION																	
1 ATLANTIC CARIBBEAN UNION MISSION	
2 Cayman Islands Conference	16	1	356	6,527	152	...	10	21	66	26	14	9	1	14	6,712	183	
3 North Bahamas Conference	12	1	...	4,069	16	1	...	1	...	1	9	1	...	1	4,075	...	
4 South Bahamas Conference	48	2	...	17,635	304	5	8	84	...	35	56	...	49	...	17,896	...	
5 Turks and Caicos Islands Conference	9	1	152	3,777	152	3	...	6	47	2	3	3,980	121	
Totals	85	5	508	32,008	624	9	18	112	113	64	82	10	50	15	32,663	303	
6 BELIZE UNION MISSION	47,682	47,682	
7 Central Belize Mission	25	7	110	15,480	...	7	15,583	...	
8 North Belize Mission	41	10	266	16,578	11	16,833	...	
9 South West Belize Mission	34	21	234	15,624	2	15,856	...	
Totals	100	38	...	47,682	610	47,682	...	47,689	13	48,272	...	
10 CARIBBEAN UNION CONFERENCE	
11 East Caribbean Conference	80	8	...	27,720	28	...	7	24	...	35	90	3	27,651	...	
12 Grenada Conference	46	5	800	14,647	93	2	6	18	343	19	65	3	...	806	14,216	647	
13 Guyana Conference	170	42	3,079	65,593	379	...	8	12	...	16	86	3	145	...	65,742	2,739	
14 North Caribbean Conference	31	4	...	16,172	155	...	1	7	...	11	24	16,300	...	
15 South Caribbean Conference	134	21	1,245	60,153	432	...	12	48	353	46	150	19	...	982	59,801	932	
16 South Leeward Conference	44	5	...	11,399	153	...	2	25	1	28	24	10	2	263	11,253	...	

STATISTICAL REPORT FOR 2020

Conference or Mission	Churches, Companies, and Church Membership															
1	2a	2b	3a	3b	4a	4a2	4b	4c	4d	5a	5b	5c	5d	5e	6	16
Conference or Mission	Churches	Companies	Church Attendance Average	Church Membership at Beginning of Year	Members Added					Members Subtracted					Church Membership at End of Year	Sabbath School Attendance Average
					Baptisms	Former Members' Baptisms	Professions of Faith	Letters Received	Adjustments	Letters Granted	Deaths	Dropped	Missing	Adjustments		

INTER-AMERICAN DIVISION (CONT'D)

CARIBBEAN UNION CONFERENCE (CONT'D)																
17 St Lucia Mission	44	4	...	24,143	38	12	113	23	...	46	23	24,260	...
18 St Vincent and the Grenadines Mission	39	2	22	16,082	84	...	2	9	1	7	37	14	...	1,683	14,437	16
19 Suriname Mission	17	3	125	5,422	23	14	...	1	7	30	5,421	134
20 Tobago Mission	31	1	34	8,494	69	2	...	1	7	8,557	35
Totals	636	95	5,304	249,825	1,454	14	151	182	698	210	513	52	147	3,764	247,638	4,502
CENTRAL MEXICAN UNION MISSION																
22 Azteca Mexican Conference	43	20	2,820	20,380	293	11	6	114	984	81	25	18	545	854	20,265	2,295
23 Bajio Mexican Conference	66	48	3,575	10,452	354	32	39	72	...	92	53	115	48	...	10,641	2,538
24 Metropolitan Mexican Conference	80	14	5,560	37,452	431	14	13	59	...	86	128	138	4	...	37,613	3,803
25 Mexiquense Mexican Mission	15	25	1,366	6,584	335	17	11	21	...	22	3	...	30	...	6,913	1,187
26 Valley Mexican Mission	51	50	4,325	13,320	251	...	10	118	...	110	...	26	13,563	3,050
Totals	255	157	17,645	88,188	1,664	74	79	384	984	391	209	297	627	854	88,995	12,872
CHIAPAS MEXICAN UNION CONF																
28 Central Chiapas Conference	157	174	4,564	29,870	1,105	351	1	176	...	205	39	142	177	2	30,938	4,421
29 Grijalva Conference	158	127	2,666	26,921	999	381	5	204	1	218	63	257	5	153	27,815	2,464
30 North Chiapas Conference	290	341	23,126	48,473	2,191	934	20	428	1	448	127	664	1	12	50,795	22,967
31 Palenque Mission	94	139	1,995	16,735	1,090	391	7	17	...	29	8	89	...	6	18,108	1,930
32 Soconusco Conference	145	180	13,411	26,020	1,365	372	15	143	...	161	85	250	17	11	27,391	12,590
33 South Chiapas Conference	166	325	1,077	34,757	1,871	494	4	218	3	259	48	399	...	65	36,576	1,007
34 Upper Chiapas Conference	178	350	18,469	43,182	2,989	451	30	176	...	163	54	219	18	34	46,340	17,418
35 West Chiapas Conference	219	187	6,047	27,774	1,887	723	18	374	...	367	89	1,122	6	38	29,154	5,966
Totals	1,407	1,823	71,355	253,732	13,497	4,097	100	1,736	5	1,850	513	3,142	224	321	267,117	68,760
CUBAN UNION CONFERENCE																
37 Central Conference	62	23	1,318	5,932	164	14	16	74	...	94	64	124	13	...	5,905	1,173
38 Del Amanecer Conference	61	68	3,098	8,724	256	46	16	47	9	58	70	32	8,938	2,937
39 East Conference	93	44	...	11,552	412	64	7	37	...	31	62	89	11,890	...
40 Pinarena Mission	29	11	983	2,505	78	19	18	41	9	46	42	36	11	30	2,505	917
41 West Conference	102	4	698	9,015	251	58	17	75	...	115	128	168	18	6	8,981	698
Totals	347	150	6,096	37,728	1,161	201	74	274	18	344	366	449	42	36	38,219	5,724
DOMINICAN UNION CONFERENCE																
43 Central Dominican Conference	214	67	...	65,889	903	...	20	139	1	140	76	598	48	353	65,737	...
44 East Dominican Conference	158	62	1,867	86,887	933	...	4	1	9	1	87,815	1,916
45 North Dominican Conference	141	110	1,889	35,928	741	4	...	3	8	16	36,646	2,113
46 Northeast Dominican Conference	109	77	...	37,524	539	...	17	...	621	56	38,645	...
47 South Dominican Conference	80	57	1,216	49,072	648	...	1	49,721	...
48 Southeast Dominican Conference	242	107	949	83,114	1,062	...	8	30	...	397	154	981	1,651	...	81,031	1,112
Totals	944	480	5,920	358,414	4,826	...	50	174	622	540	247	1,596	1,699	409	359,595	5,141
DUTCH CARIBBEAN UNION MISSION																
50 Aruba Mission	8	3	283	1,159	28	1	4	10	...	13	8	6	1,175	214
51 Bonaire Mission	4	...	86	447	5	...	1	2	...	11	1	1	442	56
52 Curacao Conference	27	2	1,055	8,317	131	14	9	31	3	31	33	12	22	1	8,406	750
Totals	39	5	1,423	9,923	164	15	14	43	3	55	42	19	22	1	10,023	1,020
EAST VENEZUELA UNION MISSION																
54 Central East Venezuela Conference	67	18	1,935	18,001	388	29	10	123	...	169	27	110	32	248	17,965	1,228
55 Central Llanos Venezuela Mission	41	17	1,447	14,360	465	10	5	1	9	14,830	1,259
56 Central Venezuela Conference	58	21	2,996	23,365	619	27	27	82	...	117	10	4	...	2	23,987	2,817
57 East Venezuela Conference	98	33	4,190	31,484	926	121	20	1,660	20	1,766	45	773	199	728	30,720	4,137
58 Northeast Venezuela Mission	65	22	2,078	16,678	276	2	3	553	1	565	33	151	5	24	16,735	2,134
59 South Bolivar Venezuela Mission	54	19	2,999	27,812	905	185	3	221	351	3,334	24,999	2,079
60 South Central Venezuela Conference	75	25	1,869	19,246	465	...	15	134	...	719	2	24	22	397	18,696	1,871
61 Southeast Venezuela Conference	112	24	4,141	32,465	546	13	1,510	31,514	4,141
Totals	570	179	21,654	183,411	4,590	387	83	2,552	21	5,068	477	4,396	258	1,399	179,446	19,665
EL SALVADOR UNION MISSION																
63 Central El Salvador Conference	120	49	2,359	24,605	502	32	54	85	11	82	91	1,150	767	6	23,193	2,123
64 East El Salvador Conference	201	68	6,942	55,682	574	62	82	42	...	48	110	900	...	10	55,374	6,033
65 Metropolitan El Salvador Conference	132	15	2,127	34,679	341	23	25	107	2	122	64	112	...	4	34,875	1,922
66 Paracentral El Salvador Conference	155	42	5,485	34,933	368	98	11	129	2	139	132	611	201	34	34,424	4,107
67 West El Salvador Conference	196	30	1,309	45,017	693	22	...	1	4	3	5	96	45,633	1,004
Totals	804	204	18,220	194,916	2,478	237	172	364	19	394	402	2,869	968	54	193,499	15,188
FRENCH ANTILLES-GUIANA UN CONF																
69 French Guiana Mission	14	6	...	3,121	23	2	10	6	10	...	2	...	3,138	...
70 Guadeloupe Conference	68	12	...	10,100	29	...	2	14	12	29	48	10,080	...
71 Martinique Conference	68	4	...	16,281	44	...	1	1	...	4	20	2	16,301	...
Totals	150	22	...	29,502	96	2	3	15	22	39	78	2	2	...	29,519	...

GENERAL STATISTICS BY DIVISIONS FOR 2020

Conference or Mission	Churches, Companies, and Church Membership															
	2a	2b	3a	3b	4a	4a2	4b	4c	4d	5a	5b	5c	5d	5e	6	16
	Churches	Companies	Church Attendance Average	Church Membership at Beginning of Year	Members Added					Members Subtracted					Church Membership at End of Year	Sabbath School Attendance Average
Baptisms					Former Members' Baptisms	Professions of Faith	Letters Received	Adjustments	Letters Granted	Deaths	Dropped	Missing	Adjustments			
INTER-AMERICAN DIVISION (CONT'D)																
72 GUATEMALA UNION MISSION
73 Altiplano Guatemala Mission	135	29	14,653	27,896	391	...	22	3	...	12	30	65	29	107	28,069	14,522
74 Central Guatemala Conference	87	16	6,484	10,510	446	...	63	13	21	44	20	414	422	...	10,153	4,690
75 East Guatemala Mission	154	23	5,838	27,587	1,051	...	15	363	...	363	39	2,211	295	205	25,903	5,740
76 Lago Guatemala Mission	74	16	1,558	7,480	282	...	18	4	10	10	147	...	7,609	1,108
77 Metropolitan Guatemala Conference	75	22	5,401	14,410	645	...	37	188	164	568	770	2,460	174	67	11,405	5,031
78 North Guatemala Mission	128	57	8,550	35,421	892	...	8	8	15	91	27	...	36,180	8,400
79 South Guatemala Mission	233	52	4,629	35,433	1,047	...	26	23	...	23	114	20	117	380	35,875	4,174
80 West Guatemala Conference	162	46	13,506	49,349	1,236	...	21	3	2,054	31	209	896	11,602	1	39,924	7,800
Totals	1,048	261	60,618	208,086	5,990	...	210	593	2,239	1,053	1,207	6,167	12,813	760	195,118	51,464
81 HAITIAN UNION MISSION
82 Central Haiti Conference	77	41	5,050	75,993	584	...	2	3	20	3	48	64	55	654	75,783	3,766
83 North Haiti Mission	134	139	1,760	133,476	2,450	4	...	38	64	51	39	...	135,738	1,525
84 Northwest Haiti Mission	146	141	88,479	113,149	1,814	...	3	3	...	10	31	58	1	...	114,869	70,486
85 Plaine du cul de Sac Mission	110	68	5,210	62,429	1,190	...	3	18	14	19	57	141	163	8	63,266	4,049
86 South Haiti Mission	153	120	3,716	94,801	1,318	...	7	35	...	46	77	109	63	...	95,866	3,026
Totals	620	509	104,215	479,848	7,356	...	2	16	80	17	161	293	414	920	485,522	82,850
87 HONDURAS UNION MISSION
88 Atlantic Honduras Conference	127	47	3,059	11,725	286	...	5	14	13	...	19	8	11	...	12,005	2,600
89 Bay Islands Conference	31	3	722	3,065	87	...	3	3	2	...	8	3,152	715
90 Central Honduras Conference	84	53	2,702	21,573	170	...	13	7	...	3	2	5	1	7,000	14,752	3,030
91 Comayaguella Mission	93	49	998	32,380	665	...	1	1	17	7,022	26,006	770
92 Northwest Honduras Conference	139	73	1,722	22,265	541	...	8	2	29	45	22,738	1,897
Totals	474	225	9,202	91,008	1,749	...	8	39	22	...	25	64	61	14,022	78,653	9,011
93 INTER-OCEANIC MEXICAN UNION CONF
94 Alpine Mission	120	95	6,814	15,919	378	...	77	13	197	1	181	38	359	10	15,982	6,423
95 Central Veracruz Mission	113	121	443	11,737	243	...	59	10	122	9	131	17	87	3	11,941	288
96 Chontalpa Mission	158	93	860	16,042	772	...	184	56	91	2	104	63	289	4	19	16,668
97 Isthmus Conference	190	176	3,263	19,800	985	...	298	51	238	2	238	106	637	16	35	20,342
98 Los Tuxtlas Mission	169	136	2,848	15,553	691	...	243	39	178	45	265	122	350	61	12	15,939
99 North Veracruz Conference	213	190	4,000	23,558	975	...	246	32	98	6	113	225	617	17	53	23,890
100 Oaxaca Conference	118	137	8,467	20,910	780	...	29	5	40	...	35	37	127	58	...	21,507
101 Olmeca Conference	185	166	1,438	23,006	462	...	183	61	72	...	121	129	599	7	22	22,906
102 South Pacific Conference	148	90	2,453	18,794	497	...	93	6	202	3	201	83	313	9	152	18,837
103 South Veracruz Conference	196	98	6,966	17,034	645	...	314	38	344	17	323	175	703	38	41	17,112
104 Southeast Veracruz Mexican Conference	200	118	11,856	21,128	932	...	315	62	257	1	308	144	531	66	26	21,620
Totals	1,810	1,420	49,405	203,481	7,360	...	2,041	373	1,839	86	2,020	1,139	4,612	289	376	206,744
105 JAMAICA UNION CONFERENCE
106 Central Jamaica Conference	202	8	723	103,607	1,259	...	4	5	40	...	34	95	1	...	104,785	
107 East Jamaica Conference	96	5	94	73,609	928	13	24	...	28	73	10	...	74,463	
108 North East Jamaica Conference	103	5	1,035	30,764	533	18	13	...	20	67	55	...	31,186	
109 North Jamaica Conference	72	8	1,110	22,193	692	...	1	3	9	...	22	29	147	348	...	
110 West Jamaica Conference	225	6	4,853	92,493	1,913	46	...	46	118	47	14	...	
Totals	698	32	7,813	322,666	5,325	...	5	39	132	...	150	382	260	362	...	
111 NORTH COLOMBIAN UNION CONF
112 Atlantic Colombian Conference	143	67	...	23,726	302	36	86	23,906	
113 Caribbean Colombian Conference	191	117	...	25,188	1,069	...	1	...	19	...	3	3	40	...	26,230	
114 Colombian Islands Mission	10	2	228	1,172	72	1,244	
115 East Central Colombian Conference	121	76	...	13,398	167	...	1	8	36	1	37	27	54	63	2	
116 East Colombian Conference	162	82	3,055	17,969	600	...	16	41	4	...	34	165	393	1,146	...	
117 Northeast Colombian Conference	156	69	3,229	20,339	694	...	87	35	9	...	94	13	239	174	36	
118 Southwest Colombian Mission	72	42	2,117	9,604	543	...	21	175	106	1	80	95	93	30	488	
119 West Central Colombian Conference	180	88	1,133	21,026	482	...	68	36	84	12	270	125	696	817	63	
Totals	1,035	543	9,761	132,422	3,929	...	194	295	258	14	518	464	1,601	2,230	590	
120 NORTH MEXICAN UNION CONFERENCE
121 Baja California Conference	103	39	2,411	20,421	616	...	172	36	356	1	278	117	232	756	383	
122 Chihuahua Mexican Conference	73	30	...	18,668	294	...	97	18	320	2	295	322	920	1,482	264	
123 Gulf Mexican Conference	67	47	14	18,094	264	...	36	9	46	3	60	20	9	...	1,128	
124 North Tamaulipas Mexican Conference	70	33	381	8,554	145	...	24	18	125	...	108	17	46	312	149	
125 Northeast Mexican Conference	56	20	1,156	16,652	171	...	32	49	529	2	399	107	31	283	179	
126 Northwest Mexican Mission	50	36	601	12,667	267	...	27	14	240	20	232	38	416	...	6,903	
127 Regiomontana Mission	62	23	...	13,703	357	...	37	17	213	...	203	47	14	982	73	
128 Sinaloa Mexican Conference	80	38	177	13,856	247	...	37	13	89	4	118	49	135	1,228	117	
129 Sonora Mexican Conference	64	45	373	12,746	383	...	39	13	214	272	13,667	
130 South Baja California Mission	18	3	179	1,764	247	...	24	9	116	54	109	10	19	8	94	
131 West Mexican Conference	72	72	695	12,804	352	...	68	29	264	8	244	50	198	753	219	
Totals	715	386	5,987	149,929	3,343	...	593	225	2,512	366	2,046	777	2,020	5,804	9,509	

GENERAL STATISTICS BY DIVISIONS FOR 2020

Conference or Mission		Churches, Companies, and Church Membership															
1	2a	2b	3a	3b	4a	4a2	4b	4c	4d	5a	5b	5c	5d	5e	6	16	
Conference or Mission	Churches	Companies	Church Attendance Average	Church Membership at Beginning of Year	Members Added					Members Subtracted					Church Membership at End of Year	Sabbath School Attendance Average	
					Baptisms	Former Members' Baptisms	Professions of Faith	Letters Received	Adjustments	Letters Granted	Deaths	Dropped	Missing	Adjustments			
INTER-AMERICAN DIVISION (CONT'D)																	
195 Inter-Oceanic Mexican Union Conference .	1,810	1,420	49,405	203,481	7,360	2,041	373	1,839	86	2,020	1,139	4,612	289	376	206,744	43,931	
196 Jamaica Union Conference	698	32	7,813	322,666	5,325	5	39	132	...	150	382	260	362	...	327,013	2,159	
197 North Colombian Union Conference	1,035	543	9,761	132,422	3,929	194	295	258	14	518	464	1,601	2,230	590	131,709	8,385	
198 North Mexican Union Conference	715	386	5,987	149,929	3,343	593	225	2,512	366	2,046	777	2,020	5,804	9,509	136,812	5,384	
199 Panama Union Mission	378	247	4,945	93,844	2,090	1	25	3	...	131	63	84	182	10	95,493	4,425	
200 Puerto Rican Union Conference	312	9	1,039	33,493	420	3	43	75	58	165	165	46	283	54	33,379	842	
201 South Central American Union Mission	538	322	10,735	96,391	4,682	38	219	535	784	558	470	17,761	7,191	1,330	75,339	8,746	
202 South Colombian Union Conference	770	316	31,635	157,921	3,720	90	105	965	51	1,223	353	800	2,077	206	158,193	24,327	
203 Southeast Mexican Union Mission	606	601	18,785	78,966	4,080	1,387	126	1,018	27	939	315	936	1,096	123	82,195	13,133	
204 West Venezuela Union Mission	673	259	26,227	174,779	4,255	411	143	92	3	396	210	2,365	2,260	64	174,388	25,233	
DIVISION TOTALS	15,015	8,288	488,487	3,708,308	85,463	9,809	2,602	61,642	6,150	66,029	8,831	49,959	39,547	33,919	3,675,689	413,060	
INTER-EUROPEAN DIVISION																	
1 AUSTRIAN UNION OF CHURCHES CONF	56	9	2,446	4,288	81	2	4	56	...	31	37	24	13	...	4,326	2,139	
2 BULGARIAN UN OF CHURCHES CONF.	116	108	1,945	7,008	268	6	5	4	...	13	168	75	7,035	1,373	
3 CZECHO-SLOVAKIAN UNION CONF	
4 Bohemian Conference	75	15	2,638	3,325	26	4	5	67	11	71	31	12	...	21	3,303	1,588	
5 Moravia-Silesian Conference	72	9	3,167	4,173	35	1	1	38	3	28	67	20	...	1	4,135	2,201	
6 Slovakian Conference	43	10	1,569	2,218	36	...	1	15	4	15	37	15	...	14	2,193	954	
Totals	190	34	7,374	9,716	97	5	7	120	18	114	135	47	...	36	9,631	4,743	
7 FRANCO-BELGIAN UNION CONF	
8 Belgian-Luxembourg Conference	35	2	...	2,908	29	3	12	74	1	34	26	10	...	2	2,955	447	
9 North France Conference	89	16	767	10,859	177	20	10	394	222	141	56	49	38	20	11,378	643	
10 South France Conference	50	27	790	4,902	22	46	65	31	33	12	...	59	4,900	1,121	
Totals	174	45	1,557	18,669	228	23	22	514	288	206	115	71	38	81	19,233	2,211	
11 ITALIAN UNION OF CHURCHES CONF	107	20	...	9,388	70	...	5	43	4	53	39	43	...	7	9,368	...	
12 NORTH GERMAN UNION CONFERENCE	
13 Berlin-Central German Conference	142	9	...	6,820	64	...	12	161	...	146	153	55	20	...	6,683	...	
14 Hansa Conference	46	3	...	2,642	17	...	3	44	...	32	32	13	2	...	2,627	...	
15 Lower Saxonian Conference	56	1	...	3,501	41	...	11	44	...	43	55	30	19	...	3,450	...	
16 Northern Rhenish-Westfalian Conference	81	6,157	58	...	5	125	...	118	87	26	20	...	6,094	...	
Totals	325	13	...	19,120	180	...	31	374	...	339	327	124	61	...	18,854	...	
17 PORTUGUESE UN OF CHURCHES CONF	94	21	1,833	10,012	199	3	11	250	15	143	91	13	...	8	10,235	1,550	
18 ROMANIAN UNION CONFERENCE	
19 Banat Conference	106	46	3,157	6,524	144	6	6	40	10	44	114	16	...	20	6,536	2,468	
20 Moldavia Conference	241	43	6,022	11,697	227	6	4	75	19	85	229	42	...	79	11,593	5,516	
21 Muntenia Conference	262	57	5,138	17,580	201	6	12	110	91	87	331	61	12	160	17,349	4,079	
22 North Transylvania Conference	129	15	3,346	7,409	110	5	5	67	6	76	140	18	...	79	7,289	2,745	
23 Oltenia Conference	183	56	4,451	10,476	142	9	3	57	18	55	254	47	...	68	10,281	3,911	
24 South Transylvania Conference	154	28	4,591	9,248	174	4	1	91	9	79	180	14	...	51	9,203	3,597	
Totals	1,075	245	26,705	62,934	998	36	31	440	153	426	1,248	198	12	457	62,251	22,315	
25 SOUTH GERMAN UNION CONFERENCE	
26 Baden-Wuerttemberg Conference	87	10	...	6,389	72	...	12	174	...	127	69	35	10	...	6,406	...	
27 Bavarian Conference	70	5	...	4,551	36	...	5	98	...	83	89	15	2	...	4,501	...	
28 Central Rhenish Conference	65	7	...	4,675	24	...	6	95	30	86	53	21	3	13	4,654	...	
Totals	222	22	...	15,615	132	...	23	367	30	296	211	71	15	13	15,561	...	
29 SPANISH UNION OF CHURCHES CONF	111	52	2,470	17,319	304	12	82	474	193	389	106	101	256	5	17,527	2,953	
30 SWISS UNION CONFERENCE	
31 French-Italian Swiss Conference	25	1	...	2,215	13	1	3	55	...	51	13	10	2,213	...	
32 German Swiss Conference	32	3	...	2,603	23	1	3	51	...	45	33	24	23	...	2,556	...	
Totals	57	4	...	4,818	36	2	6	106	...	96	46	34	23	...	4,769	...	
33 INTER-EUROPEAN DIVISION	
34 Austrian Union of Churches Conference	56	9	2,446	4,288	81	2	4	56	...	31	37	24	13	...	4,326	2,139	
35 Bulgarian Union of Churches Conference	116	108	1,945	7,008	268	6	5	4	...	13	168	75	7,035	1,373	
36 Czecho-Slovakian Union Conference	190	34	7,374	9,716	97	5	7	120	18	114	135	47	...	36	9,631	4,743	
37 Franco-Belgian Union Conference	174	45	1,557	18,669	228	23	22	514	288	206	115	71	38	81	19,233	2,211	
38 Italian Union of Churches Conference	107	20	...	9,388	70	...	5	43	4	53	39	43	...	7	9,368	...	
39 North German Union Conference	325	13	...	19,120	180	...	31	374	...	339	327	124	61	...	18,854	...	
40 Portuguese Union of Churches Conference	94	21	1,833	10,012	199	3	11	250	15	143	91	13	...	8	10,235	1,550	
41 Romanian Union Conference	1,075	245	26,705	62,934	998	36	31	440	153	426	1,248	198	12	457	62,251	22,315	
42 South German Union Conference	222	22	...	15,615	132	...	23	367	30	296	211	71	15	13	15,561	...	
43 Spanish Union of Churches Conference	111	52	2,470	17,319	304	12	82	474	193	389	106	101	256	5	17,527	2,953	
44 Swiss Union Conference	57	4	...	4,818	36	2	6	106	...	96	46	34	23	...	4,769	...	
DIVISION TOTALS	2,527	573	44,329	178,887	2,593	89	227	2,748	701	2,106	2,523	801	418	607	178,790	37,283	

STATISTICAL REPORT FOR 2020

Conference or Mission	Churches, Companies, and Church Membership															6	16
	2a	2b	3a	3b	Members Added					Members Subtracted							
	Churches	Companies	Church Attendance Average	Church Membership at Beginning of Year	Baptisms	Former Members' Baptisms	Professions of Faith	Letters Received	Adjustments	Letters Granted	Deaths	Dropped	Missing	Adjustments	Church Membership at End of Year		

NORTH AMERICAN DIVISION

1 ATLANTIC UNION CONFERENCE
2 Bermuda Conference	11	1	388	3,982	24	...	2	11	30	12	63	11	2	3	3,958	98	
3 Greater New York Conference	161	31	4,459	31,975	545	...	116	307	21	411	177	91	108	5	32,172	1,811	
4 New York Conference	64	3	531	6,020	82	...	25	76	...	70	80	5	30	6	6,012	295	
5 Northeastern Conference	184	28	6,158	60,355	584	...	85	440	106	500	321	56	114	...	60,579	2,136	
6 Northern New England Conference	57	6	621	5,208	109	...	32	124	...	120	70	15	...	3	5,265	311	
7 Southern New England Conference	126	24	1,595	19,700	284	...	96	478	1	411	111	61	189	2	19,785	760	
Totals	603	93	13,751	127,240	1,628	...	356	1,436	158	1,524	822	239	443	19	127,771	5,411	
8 CANADA, SDA CHURCH IN	
9 Alberta Conference	67	18	696	12,240	116	...	30	220	...	208	76	22	27	27	12,246	325	
10 British Columbia Conference	82	16	1,251	11,188	116	...	28	252	...	195	97	27	165	20	11,080	400	
11 Manitoba-Saskatchewan Conference	36	2	588	4,019	44	...	5	53	...	50	24	10	(41)	5	4,073	135	
12 Maritime Conf of the SDA Church, Inc	27	3	609	1,682	32	...	2	57	...	16	17	1	1	...	1,738	442	
13 Ontario Conference	132	27	77	34,598	433	...	81	383	1	328	159	31	22	25	34,931	20	
14 Quebec Conference	41	13	1,021	8,775	135	...	28	107	5	68	60	9	6	11	8,896	518	
15 SDA Church in Newfoundland and Labrador	8	3	...	504	8	...	1	5	...	3	7	1	507	...	
Totals	393	82	4,242	73,006	884	...	175	1,077	6	868	440	101	180	88	73,471	1,839	
16 COLUMBIA UNION CONFERENCE	
17 Allegheny East Conference	136	34	4,693	31,883	312	...	52	279	271	274	203	53	52	...	32,215	1,532	
18 Allegheny West Conference	58	5	749	17,198	134	...	35	52	(8)	49	58	3	1	...	17,300	609	
19 Chesapeake Conference	71	16	954	16,435	164	...	25	391	...	346	133	7	(1)	4	16,526	542	
20 Mountain View Conference	32	4	734	2,248	29	...	10	47	...	44	31	6	(2)	1	2,254	524	
21 New Jersey Conference of SDA, Inc.	93	13	973	17,388	400	...	35	353	(7)	369	78	65	127	9	17,521	375	
22 Ohio Conference	94	7	499	12,274	306	...	70	257	...	169	111	37	8	17	12,565	115	
23 Pennsylvania Conference	113	6	2,964	12,547	289	...	82	317	...	295	139	47	19	16	12,719	1,455	
24 Potomac Conference	144	22	6,675	37,583	463	...	148	707	...	770	178	32	22	36	37,863	3,474	
Totals	741	107	18,239	147,556	2,097	...	457	2,403	256	2,316	931	250	226	83	148,963	8,624	
25 LAKE UNION CONFERENCE	
26 Illinois Conference	103	14	...	13,879	101	...	9	251	(3)	244	79	10	239	2	13,663	...	
27 Indiana Conference	71	7	1,220	8,961	115	...	51	233	(3)	215	100	18	8	5	9,011	769	
28 Lake Region Conference	102	2	...	31,382	106	...	49	437	(6)	480	113	11	2	7	31,355	...	
29 Michigan Conference	161	23	...	26,887	301	...	28	432	(3)	530	245	66	109	13	26,682	...	
30 Wisconsin Conference	64	12	622	7,789	81	...	16	106	...	102	82	13	(1)	2	7,794	444	
Totals	501	58	1,842	88,898	704	...	153	1,459	(15)	1,571	619	118	357	29	88,505	1,213	
31 MID-AMERICA UNION CONFERENCE	
32 Central States Conference	35	19	460	9,198	32	...	6	40	11	74	46	...	1	6	9,160	163	
33 Dakota Conference	44	3	755	4,000	40	...	13	105	...	93	69	29	8	...	3,959	523	
34 Iowa-Missouri Conference	106	11	2,266	11,949	124	...	46	216	1	231	132	48	24	1	11,900	1,132	
35 Kansas-Nebraska Conference	94	5	5,914	11,684	102	...	27	245	...	227	145	16	51	6	11,613	3,127	
36 Minnesota Conference	78	14	2,658	10,646	160	...	72	192	(12)	239	82	65	(5)	11	10,666	1,473	
37 Rocky Mountain Conference	103	13	2,639	17,569	193	...	44	356	1	390	132	53	97	2	17,489	943	
Totals	460	65	14,691	65,046	651	...	208	1,154	1	1,254	606	211	176	26	64,787	7,359	
38 NORTH PACIFIC UNION CONFERENCE	
39 Alaska Conference	28	6	...	3,800	99	...	13	52	...	54	21	5	8	6	3,870	...	
40 Idaho Conference of SDA, Inc	44	7	...	6,952	62	...	16	184	...	123	84	23	(2)	...	6,986	...	
41 Montana Conference	35	5	...	4,024	34	89	...	63	39	5	10	5	4,025	...	
42 Oregon Conference	134	17	...	36,939	304	...	42	613	...	566	375	52	303	13	36,589	...	
43 Upper Columbia Conference	114	12	...	27,155	238	...	24	514	1	366	324	51	53	3	27,135	...	
44 Washington Conference	92	17	...	23,944	241	...	70	427	1	472	152	25	29	31	23,974	...	
Totals	447	64	...	102,814	978	...	165	1,879	2	1,644	995	161	401	58	102,579	...	
45 PACIFIC UNION CONFERENCE	
46 Arizona Conference	77	14	1,617	20,695	294	...	74	448	1	362	179	9	218	10	20,734	755	
47 Central California Conference of SDA	132	15	1,805	34,305	255	...	37	865	2	924	262	68	51	26	34,133	946	
48 Hawaii Conference	31	2	138	6,179	72	...	9	45	...	50	70	7	(627)	495	6,310	58	
49 Nevada-Utah Conference	50	7	407	10,545	96	...	30	158	...	97	63	2	75	11	10,581	319	
50 Northern California Conference of SDA	148	16	2,384	41,015	384	...	91	660	...	762	367	80	182	60	40,699	348	
51 Southeastern California Conference	150	12	1,774	70,180	477	...	217	693	...	662	508	120	393	91	69,793	709	
52 Southern California Conference	128	23	8,801	39,775	377	...	85	427	...	546	311	84	1,170	12	38,541	3,021	
Totals	716	89	16,925	222,694	1,955	...	543	3,296	3	3,403	1,760	370	1,462	705	220,791	6,154	
53 SOUTHERN UNION CONFERENCE	
54 Carolina Conference	137	32	5,599	24,339	271	...	79	637	...	545	209	175	33	13	24,351	3,412	
55 Florida Conference	212	67	5,304	64,863	865	...	242	1,375	7	1,215	398	118	(13)	8	65,626	1,788	
56 Georgia-Cumberland Conference	177	36	...	42,275	474	...	139	1,249	(15)	985	375	104	44	22	42,592	...	
57 Gulf States Conference	88	10	4,287	13,219	173	...	46	165	(189)	134	92	210	19	5	12,954	896	
58 Kentucky-Tennessee Conference	101	17	1,041	15,662	298	...	68	369	...	300	142	26	16	1	15,912	702	
59 South Atlantic Conference	150	25	2,669	50,757	263	...	92	189	(18)	236	134	4	2	73	50,834	781	
60 South Central Conference	149	9	8,796	37,368	171	...	176	363	558	316	223	26	47	...	38,024	1,227	
61 Southeastern Conference	152	23	1,960	57,605	620	...	221	488	23	558	197	24	6	128	58,044	921	
Totals	1,166	219	29,654	306,088	3,135	...	1,063	4,835	366	4,289	1,770	687	154	250	308,337	9,725	

GENERAL STATISTICS BY DIVISIONS FOR 2020

Conference or Mission	Churches, Companies, and Church Membership																
	2a	2b	3a	3b	4a	4a2	4b	4c	4d	5a	5b	5c	5d	5e	6	16	
	Churches	Companies	Church Attendance Average	Church Membership at Beginning of Year	Members Added					Members Subtracted					Church Membership at End of Year	Sabbath School Attendance Average	
Baptisms					Former Members' Baptisms	Professions of Faith	Letters Received	Adjustments	Letters Granted	Deaths	Dropped	Missing	Adjustments				
NORTH AMERICAN DIVISION (CONT'D)																	
62 SOUTHWESTERN UNION CONFERENCE	
63 Arkansas-Louisiana Conference	92	15	4,505	13,471	151	...	40	251	(2)	237	337	103	(280)	30	13,484	1,560	
64 Oklahoma Conference	76	4	2,284	8,588	127	...	46	156	...	132	79	47	44	2	8,613	1,198	
65 Southwest Region Conference	93	19	4,191	27,320	140	...	37	234	7	235	79	9	15	...	27,400	1,047	
66 Texas Conference	257	62	9,538	62,304	1,148	...	293	1,358	(14)	1,200	306	150	167	56	63,210	7,878	
67 Texico Conference	71	4	1,689	12,016	89	...	32	101	1	74	72	31	46	1	12,015	1,127	
Totals	589	104	22,206	123,699	1,655	...	448	2,100	(8)	1,878	873	340	(8)	89	124,722	12,809	
68 ATTACHED FIELD																	
69 Guam-Micronesia Mission	22	13	1,679	5,862	151	...	8	31	2	32	77	12	16	112	5,805	...	
70 NORTH AMERICAN DIVISION	1	24	1	...	2	23	...	
71 Atlantic Union Conference	603	93	13,751	127,240	1,628	...	356	1,436	158	1,524	822	239	443	19	127,771	5,411	
72 Canada, SDA Church in	393	82	4,242	73,006	884	...	175	1,077	6	868	440	101	180	88	73,471	1,839	
73 Columbia Union Conference	741	107	18,239	147,556	2,097	...	457	2,403	256	2,316	931	250	226	83	148,963	8,624	
74 Lake Union Conference	501	58	1,842	88,898	704	...	153	1,459	(15)	1,571	619	118	357	29	88,505	1,213	
75 Mid-America Union Conference	460	65	14,691	65,046	651	...	208	1,154	1	1,254	606	211	176	26	64,787	7,359	
76 North Pacific Union Conference	447	64	...	102,814	978	...	165	1,879	2	1,644	995	161	401	58	102,579	...	
77 Pacific Union Conference	716	89	16,925	222,694	1,955	...	543	3,296	3	3,403	1,760	370	1,462	705	220,791	6,154	
78 Southern Union Conference	1,166	219	29,654	306,088	3,135	...	1,063	4,835	366	4,289	1,770	687	154	250	308,337	9,725	
79 Southwestern Union Conference	589	104	22,206	123,699	1,655	...	448	2,100	(8)	1,878	873	340	(8)	89	124,722	12,809	
80 Attached Field	22	13	1,679	5,862	151	...	8	31	2	32	77	12	16	112	5,805	...	
DIVISION TOTALS	5,639	894	123,228	1,262,927	13,838	...	3,576	19,671	771	18,781	8,893	2,489	3,407	1,459	1,265,754	53,133	
NORTHERN ASIA-PACIFIC DIVISION																	
1 JAPAN UNION CONFERENCE																	
2 East Japan Conference	54	21	2,354	7,835	59	...	10	197	...	151	75	4	1	3	7,868	1,122	
3 Okinawa Mission	14	5	480	2,040	24	...	6	17	...	16	27	2	2,042	237	
4 West Japan Conference	30	21	1,263	5,113	37	...	13	91	...	104	46	4	5,101	904	
Totals	98	47	4,096	14,988	120	...	29	305	...	271	148	10	1	3	15,011	2,262	
5 KOREAN UNION CONFERENCE																	
6 East Central Korean Conference	156	40	11,978	82,363	610	73	...	470	221	82,355	10,302	
7 Jeju Region	8	2	393	1,215	23	...	1	6	...	58	4	1,183	323	
8 Middlewest Korean Conference	131	15	6,787	31,796	183	896	...	702	9	32,164	5,353	
9 North Korean Mission*	26	866	866	...	
10 Southeast Korean Conference	123	30	5,723	34,709	243	...	1	11	...	11	34,953	4,919	
11 Southwest Korean Conference	90	24	4,536	22,664	188	8	...	15	8	22,837	3,489	
12 West Central Korean Conference	165	23	11,830	87,116	556	686	...	503	47	87,808	8,265	
Totals	699	134	41,246	260,729	1,803	...	2	1,680	...	1,759	289	262,166	32,650	
<i>*As last reported in 1959.</i>																	
13 ATTACHED FIELDS																	
14 Mongolia Mission	6	5	639	3,066	24	5	3,085	574	
15 Taiwan Conference	58	28	3,363	6,928	31	...	1	...	77	1	22	...	21	...	6,993	2,627	
Totals	64	33	4,001	9,994	55	...	1	...	77	1	27	...	21	...	10,078	3,200	
16 NORTHERN ASIA-PACIFIC DIVISION	
17 Japan Union Conference	98	47	4,096	14,988	120	...	29	305	...	271	148	10	1	3	15,011	2,262	
18 Korean Union Conference	699	134	41,246	260,729	1,803	...	2	1,680	...	1,759	289	262,166	32,650	
19 Attached Fields	64	33	4,001	9,994	55	...	1	...	77	1	27	...	21	...	10,078	3,200	
DIVISION TOTALS	861	214	49,343	285,711	1,978	...	32	1,985	77	2,031	464	10	22	3	287,255	38,112	
SOUTH AMERICAN DIVISION																	
1 ARGENTINA UNION CONFERENCE																	
2 Buenos Aires Conference	107	35	2,775	20,387	303	...	44	10	179	1	344	197	90	211	16	20,066	2,113
3 Central Argentine Conference	134	100	1,437	23,902	330	...	38	3	300	6	310	197	83	73	28	23,888	1,099
4 Central West Argentine Mission	49	39	1,380	10,176	153	...	24	...	80	2	69	121	123	4	10,107	1,135	
5 North Argentine Conference	129	125	7,331	26,043	553	...	112	13	354	5	366	274	199	1,401	117	24,723	6,732
6 North Buenos Aires Mission	67	21	2,525	12,654	138	...	48	2	359	2	197	231	51	25	12	12,687	2,050
7 Northwest Argentine Mission	53	48	1,219	13,934	258	...	35	10	112	...	122	126	463	11	12	13,615	862
8 South Argentine Conference	83	59	3,835	13,863	268	...	60	3	128	1	124	171	47	10	8	13,963	3,205
Totals	622	427	20,500	120,959	2,003	...	361	41	1,512	17	1,532	1,317	1,056	1,735	204	119,049	17,196
9 BOLIVIA UNION MISSION																	
10 Central Bolivia Mission	141	129	8,990	28,656	2,438	...	130	48	558	5	551	83	27	2,796	46	28,332	6,556
11 East Bolivia Mission	120	174	9,324	33,121	2,482	...	104	50	485	8	453	241	173	585	22	34,776	7,107
12 West Bolivia Mission	218	368	19,415	61,422	4,836	...	88	265	657	97	677	681	64	2,900	164	62,879	15,087
Totals	479	671	37,728	123,199	9,756	...	322	363	1,700	110	1,681	1,005	264	6,281	232	125,987	28,749

Conference or Mission	Churches, Companies, and Church Membership															
	2a	2b	3a	3b	4a	4a2	4b	4c	4d	5a	5b	5c	5d	5e	6	16
	Churches	Companies	Church Attendance Average	Church Membership at Beginning of Year	Members Added					Members Subtracted					Church Membership at End of Year	Sabbath School Attendance Average
Baptisms					Former Members' Baptisms	Professions of Faith	Letters Received	Adjustments	Letters Granted	Deaths	Dropped	Missing	Adjustments			

SOUTH PACIFIC DIVISION (CONT'D)

AUSTRALIAN UNION CONFERENCE (CONT'D)																	
8	Tasmanian Conference	11	4	128	1,257	12	...	2	19	2	11	32	3	...	1,246	108	
9	Victorian Conference	83	23	1,616	11,547	133	8	42	212	2	121	152	14	14	5	11,638	1,095
10	Western Australian Conference	40	18	890	6,636	119	(4)	16	47	1	28	52	17	...	6,717	636	
Totals		434	113	8,643	62,838	642	9	119	616	9	484	490	103	32	12	63,112	5,427
NEW ZEALAND PACIFIC UNION CONF																	
12	Cook Islands Mission	14	2	563	983	6	4	4	1	1	...	2	...	995	320
13	French Polynesia Mission	44	19	251	5,355	47	...	6	22	...	26	24	106	...	5,274	216	
14	New Caledonia Mission	6	4	417	1,082	26	1	6	6	1	...	1,096	351	
15	North New Zealand Conference	65	22	1,637	11,081	265	...	54	233	...	211	76	10	85	...	11,251	1,116
16	Pitcairn Field Station	1	35	35	...	
17	South New Zealand Conference	22	...	722	2,331	48	2	15	42	...	32	13	6	2	(1)	2,386	261
Totals		152	47	3,589	20,867	392	7	79	298	...	275	120	123	89	(1)	21,037	2,263
PAPUA NEW GUINEA UNION MISSION																	
19	Bougainville Mission	45	131	5,440	8,465	804	3	9,266	4,910
20	Central Papua Conference	127	273	20,416	67,002	3,757	...	1,546	261	...	239	285	519	2,642	...	68,881	22,656
21	Eastern Highlands Simbu Mission	249	695	112,354	85,613	12,858	...	2,983	876	...	962	684	953	2,917	...	96,814	101,061
22	Madang Manus Mission	60	217	3,990	14,884	705	...	101	54	25	19	394	...	15,306	4,450
23	Morobe Mission	76	228	8,965	25,863	2,866	...	562	47	...	18	42	43	28	...	29,207	8,409
24	New Britain New Ireland Mission	109	184	7,691	13,965	2,851	...	259	77	...	65	54	18	114	...	16,901	6,366
25	Northern and Milne Bay Mission	48	194	917	14,998	618	...	109	10	...	33	24	140	372	...	15,166	776
26	Sepik Mission	68	180	24,367	16,056	1,440	...	205	13	...	4	10	10	25	...	17,665	25,349
27	South West Papua Mission	25	92	8,393	13,624	168	...	747	30	...	9	21	130	245	...	14,164	8,490
28	Western Highlands Mission	266	1,011	82,420	94,546	14,249	...	1,794	286	...	218	272	601	2,474	...	107,310	76,735
Totals		1,073	3,205	274,950	355,016	40,316	...	8,306	1,654	...	1,548	1,420	2,433	9,211	...	390,680	259,200
TRANS PACIFIC UNION MISSION																	
29	American Samoa Region	10	8	118	1,880	116	...	12	2	...	1	25	...	1,980	88
31	Fiji Mission	174	64	13,076	28,147	2,176	...	8	1	...	10	35	2	368	...	29,917	7,236
32	Kiribati Mission	14	17	1,845	2,930	93	30	4	...	11	...	10	3	23	...	3,032	1,919
33	Niue Field Station	...	1	35	27	11	1	3	34	18
34	Samoa-Tokelau Mission	36	29	1,914	9,203	494	4	12	15	...	35	...	9,639	1,830
35	Solomon Islands Mission	210	395	2,574	55,202	3,526	193	67	78	...	53	38	56	526	...	58,393	2,196
36	Tonga Mission	16	18	1,139	3,728	27	126	1	3,880	1,119
37	Tuvalu Region	1	2	41	365	2	1	366	37
38	Vanuatu Mission	90	125	1,312	26,838	1,238	...	51	42	...	58	23	86	326	...	27,676	1,073
Totals		552	659	22,088	128,418	7,708	227	142	121	137	136	124	148	1,303	3	135,039	15,530
<i>Note—Statistics for Nauru Attached Church are on the Trans Pacific Union row.</i>																	
39	SOUTH PACIFIC DIVISION
40	Australian Union Conference	434	113	8,643	62,838	642	9	119	616	9	484	490	103	32	12	63,112	5,427
41	New Zealand Pacific Union Conference	152	47	3,589	20,867	392	7	79	298	...	275	120	123	89	(1)	21,037	2,263
42	Papua New Guinea Union Mission	1,073	3,205	274,950	355,016	40,316	...	8,306	1,654	...	1,548	1,420	2,433	9,211	...	390,680	259,200
43	Trans Pacific Union Mission	552	659	22,088	128,418	7,708	227	142	121	137	136	124	148	1,303	3	135,039	15,530
DIVISION TOTALS		2,211	4,024	309,269	567,139	49,058	243	8,646	2,689	146	2,443	2,154	2,807	10,635	14	609,868	282,419

SOUTHERN AFRICA-INDIAN OCEAN DIVISION

1 BOTSWANA UNION CONFERENCE																	
2	North Botswana Conference	92	56	92	25,575	5	3	18	22	...	25,537	67
3	South Botswana Conference	70	24	2,676	22,036	15	...	2	43	...	23	15	2	22,056	2,505
Totals		162	80	2,768	47,611	20	...	2	43	...	23	18	20	22	...	47,593	2,571
4 INDIAN OCEAN UNION CONFERENCE																	
5	Central Malagasy Conference	367	269	10,033	51,665	2,300	6	2	175	...	147	111	199	77	...	53,614	9,145
6	East Malagasy Conference	171	235	4,896	23,352	2,266	2	5	53	193	39	39	20	58	...	25,715	6,347
7	Mauritius Conference	35	3	3,263	5,269	92	...	3	43	26	56	30	16	8	27	5,296	2,686
8	Mayotte Field Station	1	...	28	121	1	1	...	4	119	24
9	North Malagasy Conference	215	264	10,707	44,202	4,810	1	2	50	...	34	48	43	37	...	48,903	10,532
10	North West Malagasy Conference	159	232	19,869	24,737	3,020	1	1	5	...	4	6	854	14	...	26,886	18,532
11	Reunion Conference	17	2	112	1,288	7	8	28	6	5	2	...	19	1,299	75
12	Seychelles Mission	8	2	436	1,105	22	5	3	24	8	11	8	4	...	2	1,142	388
13	South East Malagasy Conference	137	149	10,636	22,315	1,615	...	1	16	...	41	39	12	45	...	23,810	10,137
14	South West Malagasy Conference	50	64	5,372	10,538	1,313	3	15	62	...	40	22	57	59	...	11,753	4,902
Totals		1,160	1,220	65,350	184,592	15,446	18	32	437	255	382	308	1,207	298	48	198,537	62,765
15 MALAWI UNION CONFERENCE																	
16	Central Malawi Conference	363	603	51,455	102,680	5,307	...	251	953	...	1,130	246	1,271	73	...	106,471	44,428
17	North Malawi Conference	235	503	26,012	104,108	3,002	801	39	173	...	182	71	147	240	...	107,483	23,772
18	South Malawi Conference	1,026	909	140,506	401,475	4,384	905	124	1,031	...	657	503	336	261	...	406,162	141,548
Totals		1,624	2,015	217,973	608,263	12,693	1,706	414	2,157	...	1,969	820	1,754	574	...	620,116	209,747

GENERAL STATISTICS BY DIVISIONS FOR 2020

Conference or Mission	Churches, Companies, and Church Membership																	
	2a	2b	3a	3b	4a	4a2	4b	4c	4d	5a	5b	5c	5d	5e	6	16		
Conference or Mission	Churches	Companies	Church Attendance Average	Church Membership at Beginning of Year	Members Added					Members Subtracted					Church Membership at End of Year	Sabbath School Attendance Average		
					Baptisms	Former Members' Baptisms	Professions of Faith	Letters Received	Adjustments	Letters Granted	Deaths	Dropped	Missing	Adjustments				
SOUTHERN ASIA DIVISION (CONT'D)																		
SOUTHEAST INDIA UNION SECTION (CONT'D)																		
60	Thanjavur-Karaikal Section	45	31	799	6,500	109							10		70	6,529	777	
61	Theni-Periyakulam Region	8	31	291	4,035	65							8		10	4,082	264	
62	Vellore Section	24	31	1,126	5,529	187							30		90	5,596	1,088	
63	Villupuram-Tindivanam Region	6	30	469	3,648	39							3			3,684	452	
Totals		488	799	35,499	130,649	1,611				6			232		720	131,314	35,538	
SOUTHWEST INDIA UNION SECTION																		
64	Alappuzha-Pathanamthitta Section	27	4	828	1,969	13							7			1,975	920	
66	Idukki Section	26	29	496	4,930	3							6			4,928	555	
67	Malabar Region	7	16	172	1,533	5			1				1			1,537	346	
68	North Kerala Section	46	26	2,168	7,842	31							23			7,850	2,086	
69	South Kerala Section	134	15	4,044	21,225	34							37			21,222	4,000	
Totals		240	90	7,707	37,499	86			1				74			37,512	7,907	
WESTERN INDIA UNION SECTION																		
71	Central Maharashtra Conference	36	31	16,006	16,992	142										17,073	16,147	
72	Gujarat Conference	42	61	17,760	23,208	62										23,267	16,674	
73	Mumbai Metro Section	20	86	3,555	9,309	32							6			9,335	3,425	
74	North Maharashtra Section	93	79	26,746	30,674	113							5			30,782	21,883	
75	Saurashtra Region	4	54	1,307	3,617	24			44							3,685	1,225	
76	South Gujarat Region	4	28	1,424	3,098	39							4			3,133	1,198	
77	South Maharashtra Section	37	52	6,096	9,757	124			23				5			9,899	4,942	
78	Vidarbha Region (Nagpur)	21	84	4,911	9,836	42										9,878	4,479	
Totals		257	475	77,803	106,491	578			67				84			107,052	69,971	
ATTACHED FIELDS																		
80	Andaman and Nicobar Island Region	1	2	62	323	9				30			2		25	285	55	
81	East Himalayan Field	14	24	346	841	44							7			878	516	
82	Himalayan Section	26	82	4,312	9,228	79										9,307	4,313	
Totals		41	108	4,720	10,392	132				30			9		25	10,470	4,884	
83	SOUTHERN ASIA DIVISION																	
84	East-Central India Union Section	2,595	1,358	161,589	579,358	2,926			5				664	5,009	2,100	140	574,376	172,098
85	Northeast India Union Section	224	336	23,244	52,251	2,811				3,803	60	3,801	128	19	173	267	54,537	24,242
86	Northern India Union Section	469	1,503	48,631	158,781	2,045							176		53	2	160,595	47,838
87	South-Central India Union Section	256	168	14,722	65,191	342							57				65,476	16,304
88	Southeast India Union Section	488	799	35,499	130,649	1,611				6			232		720	131,314	35,538	
89	Southwest India Union Section	240	90	7,707	37,499	86			1				74			37,512	7,907	
90	Western India Union Section	257	475	77,803	106,491	578			67				84			107,052	69,971	
91	Attached Fields	41	108	4,720	10,392	132				30			9		25	50	10,470	4,884
DIVISION TOTALS		4,570	4,837	373,914	1,140,612	10,531			73	3,803	96	3,801	1,424	5,028	3,071	459	1,141,332	378,780
SOUTHERN ASIA-PACIFIC DIVISION																		
1 BANGLADESH UNION MISSION																		
2	East Bangladesh Mission	26	73	3,484	5,197	405							10		2		5,590	3,423
3	North Bangladesh Mission	35	66	2,705	8,443	246	18						11	32	5		6,659	2,215
4	South Bangladesh Mission	35	54	3,730	10,348	442							28				10,762	3,779
5	West Bangladesh Mission	31	93	7,593	9,573	324							9				9,888	8,505
Totals		127	286	17,512	33,561	1,417	18						58	32	7		34,899	17,921
6 CENTRAL PHILIPPINE UNION CONF																		
7	Central Visayan Conference	302	105	8,478	47,609	2,985	1	12				4	17	9	3		50,574	7,679
8	East Visayan Conference	149	128	12,769	28,816	2,375							35				31,156	12,818
9	Negros Occidental Conference	289	110	10,579	42,529	2,227	3		4			3	50	1	1		44,708	8,645
10	Negros Oriental-Siquijor Mission	151	60	4,805	18,984	824		2	2			2	36	6			19,768	4,612
11	Romblon Mission	72	13	3,683	8,111	404	6	6	41			79	54	86	21		8,328	3,410
12	Samar Mission	43	59	2,414	4,691	1,140	48	1	4				7	8	223		5,646	2,182
13	West Visayan Conference	318	117	24,346	41,024	1,290					1,962	1,801	1,947	1,603			35,001	22,585
Totals		1,324	592	67,071	191,764	11,245	58	21	51		2,050	2,000	2,057	1,851			195,181	61,930
14 EAST INDONESIA UNION CONFERENCE																		
15	Bolaang Mongondow & Gorontalo Mission	66	12	3,333	7,137	202	86						39	85	126		7,175	3,275
16	Central Sulawesi Mission	58	25	3,443	10,261	328	15						7	1	3		10,593	805
17	Luwu Tana Toraja Mission	34	20	2,081	3,209	85	4						14				3,284	1,953
18	Maluku Mission	49	22	5,829	6,952	128	6						33	6			7,047	4,593
19	Manado and North Maluku Conference	133	8	7,555	18,009	241							31				18,219	6,182
20	Minahasa Conference	227	21	4,918	29,623	536	130	42		2	15	108	40	52			30,118	4,291
21	North Minahasa Bitung Mission	127	5	11,195	14,150	371	15					7	47	26	41		14,415	11,009
22	Northern Island Mission	62	3	2,304	4,403	94	13						6	2	960		3,542	2,193
23	Papua Mission	133	17	16,405	20,795	219	38		7			5	26				21,028	13,280
24	South Sulawesi Conference	29	38	1,505	2,895	51	1		2				6				2,943	1,301
25	West Papua Mission	43	19	2,395	9,561	193	4						11		142		9,605	2,530
Totals		961	190	60,960	126,995	2,448	312	42	9	2	27	328	160	1,324			127,969	51,409

GENERAL STATISTICS BY DIVISIONS FOR 2020

Conference or Mission	Churches, Companies, and Church Membership															6	16
	2a	2b	3a	3b	4a	4a2	4b	4c	4d	5a	5b	5c	5d	5e			
	Churches	Companies	Church Attendance Average	Church Membership at Beginning of Year	Members Added					Members Subtracted					Church Membership at End of Year		
Baptisms					Former Members' Baptisms	Professions of Faith	Letters Received	Adjustments	Letters Granted	Deaths	Dropped	Missing	Adjustments				
TRANS-EUROPEAN DIVISION																	
1 ADRIATIC UNION CONFERENCE.....	
2 Albanian Mission of SDA.....	5	2	85	467	7	1	...	3	472	91	
3 Croatian Conference.....	68	...	1,144	2,565	45	...	5	8	...	23	77	36	2,487	1,120	
4 Slovenian Conference.....	15	2	99	563	2	3	9	553	65	
Totals.....	88	4	1,328	3,595	54	...	5	9	...	29	86	36	3,512	1,275	
5 BALTIC UNION CONFERENCE.....	
6 Estonian Conference.....	18	3	529	1,342	17	...	1	28	2	21	35	8	9	4	1,313	433	
7 Latvian Conference.....	50	2	965	3,774	37	84	4	96	34	4	1	7	3,757	856	
8 Lithuanian Conference.....	18	4	319	731	11	...	2	4	...	8	3	1	11	6	719	293	
Totals.....	86	9	1,813	5,847	65	...	3	116	6	125	72	13	21	17	5,789	1,582	
9 BRITISH UNION CONFERENCE.....	
10 Irish Mission.....	13	8	208	995	12	...	10	51	3	26	2	1	...	4	1,038	165	
11 North England Conference.....	101	37	2,017	11,467	123	2	44	224	33	123	84	16	...	20	11,650	1,614	
12 Scottish Mission.....	10	4	317	716	4	...	4	13	...	14	8	5	710	139	
13 South England Conference.....	160	56	470	25,732	210	3	66	232	104	192	151	18	10	83	25,893	282	
14 Welsh Mission.....	13	6	119	681	1	6	8	1	679	92	
Totals.....	297	111	3,131	39,591	350	5	124	526	140	355	253	41	10	107	39,970	2,290	
15 DANISH UNION OF CHURCHES CONF.....	38	1	...	2,439	23	4	3	11	...	5	25	10	...	45	2,395	...	
16 FINLAND UNION OF CHURCHES CONF.....	59	9	1,315	4,624	21	...	3	9	...	6	103	59	2	1	4,486	1,073	
17 HUNGARIAN UNION CONFERENCE.....	
18 Duna Conference.....	55	11	2,849	3,014	68	...	2	60	1	54	41	7	8	2	3,033	1,299	
19 Tisza Conference.....	56	15	1,455	2,137	40	...	4	40	...	40	51	7	12	...	2,111	1,590	
Totals.....	111	26	4,304	5,151	108	...	6	100	1	94	92	14	20	2	5,144	2,888	
20 NETHERLANDS UN OF CHURCHES CONF.....	58	16	...	5,990	80	...	9	55	70	15	61	12	...	62	6,054	...	
21 NORWEGIAN UNION CONFERENCE.....	
22 East Norway Conference.....	32	...	643	2,887	21	...	7	89	...	69	44	20	2,871	456	
23 North Norway Conference.....	14	...	35	482	3	...	5	19	...	7	5	5	492	47	
24 West Norway Conference.....	13	2	142	1,166	3	...	2	13	...	13	20	10	1,141	140	
Totals.....	59	2	819	4,535	27	...	14	121	...	89	69	35	4,504	642	
25 POLISH UNION CONFERENCE.....	
26 East Polish Conference.....	33	8	313	1,978	24	...	3	51	4	32	21	4	19	3	1,981	318	
27 South Polish Conference.....	50	4	321	2,141	38	29	...	23	37	3	5	4	2,136	345	
28 West Polish Conference.....	32	15	352	1,711	27	50	5	13	16	15	8	1	1,740	319	
Totals.....	115	27	985	5,830	89	...	3	130	9	68	74	22	32	8	5,857	982	
29 SOUTH-EAST EUROPEAN UNION CONF.....	
30 Bosnia and Herzegovina Conference.....	23	...	241	594	3	14	1	576	230	
31 Macedonian Mission.....	15	6	176	548	6	6	...	1	12	1	6	...	540	165	
32 North Conference.....	88	...	557	3,258	25	...	10	8	...	13	93	13	19	...	3,163	...	
33 South Conference.....	84	...	700	2,613	24	3	9	13	...	13	35	23	18	15	2,558	602	
Totals.....	210	6	1,673	7,013	55	3	19	27	...	30	154	38	43	15	6,837	997	
34 SWEDISH UNION OF CHURCHES CONF.....	32	4	509	2,919	24	2	8	21	...	9	41	9	2,915	452	
35 ATTACHED FIELDS	
36 Cyprus Region.....	2	1	42	109	6	6	...	6	...	1	114	41	
37 Greek Mission.....	9	5	174	471	5	1	1	1	11	...	3	1	486	147	
38 Iceland Conference.....	6	1	107	469	1	470	107	
Totals.....	17	7	323	1,049	12	1	1	7	11	6	3	2	1,070	294	
39 TRANS-EUROPEAN DIVISION.....	
40 Adriatic Union Conference.....	88	4	1,328	3,595	54	...	5	9	...	29	86	36	3,512	1,275	
41 Baltic Union Conference.....	86	9	1,813	5,847	65	...	3	116	6	125	72	13	21	17	5,789	1,582	
42 British Union Conference.....	297	111	3,131	39,591	350	5	124	526	140	355	253	41	10	107	39,970	2,290	
43 Danish Union of Churches Conference.....	38	1	...	2,439	23	4	3	11	...	5	25	10	...	45	2,395	...	
44 Finland Union of Churches Conference.....	59	9	1,315	4,624	21	...	3	9	...	6	103	59	2	1	4,486	1,073	
45 Hungarian Union Conference.....	111	26	4,304	5,151	108	...	6	100	1	94	92	14	20	2	5,144	2,888	
46 Netherlands Union of Churches Conference.....	58	16	...	5,990	80	...	9	55	70	15	61	12	...	62	6,054	...	
47 Norwegian Union Conference.....	59	2	819	4,535	27	...	14	121	...	89	69	35	4,504	642	
48 Polish Union Conference.....	115	27	985	5,830	89	...	3	130	9	68	74	22	32	8	5,857	982	
49 South-East European Union Conference.....	210	6	1,673	7,013	55	3	19	27	...	30	154	38	43	15	6,837	997	
50 Swedish Union of Churches Conference.....	32	4	509	2,919	24	2	8	21	...	9	41	9	2,915	452	
51 Attached Fields.....	17	7	323	1,049	12	1	1	7	11	6	3	2	1,070	294	
DIVISION TOTALS.....	1,170	222	16,197	88,583	908	15	198	1,132	237	831	1,033	291	128	257	88,533	12,473	

GENERAL STATISTICS BY DIVISIONS FOR 2020

Conference or Mission 1	Churches, Companies, and Church Membership															6	16
	2a	2b	3a	3b	4a	4a2	4b	4c	4d	5a	5b	5c	5d	5e			
	Churches	Companies	Church Attendance Average	Church Membership at Beginning of Year	Members Added					Members Subtracted					Church Membership at End of Year		
Baptisms					Former Members' Baptisms	Professions of Faith	Letters Received	Adjustments	Letters Granted	Deaths	Dropped	Missing	Adjustments				

WEST-CENTRAL AFRICA DIVISION (CONT'D)

SOUTHERN GHANA UNION CONF (CONT'D)																	
61	Volta North Ghana Mission	19	80	1,641	4,174	260	2	...	9	30	1	...	1	4,395	1,557
62	Volta South Ghana Mission	26	58	2,820	5,156	218	1	26	4	9	1	...	73	5,314	2,394
63	West-Central Ghana Conference	109	80	3,161	14,363	253	1	9	112	850	116	35	6	5	2,298	13,128	2,619
64	Western North Ghana Conference	136	153	3,348	15,450	348	52	...	40	962	139	16	50	60	...	16,587	3,032
Totals		1,009	1,236	42,549	175,886	4,199	53	26	1,450	1,954	1,121	448	116	320	2,622	178,941	34,184
WEST AFRICAN UNION MISSION																	
65	Central Liberia Mission	36	37	4,769	6,169	336	...	6	24	12	8	...	6,467	5,260
67	Guinea Region	6	28	256	2,489	217	5	2,711	301
68	Sierra Leone Mission	53	66	642	12,044	145	48	2	30	12,205	...
69	South-East Liberia Mission	21	20	1,214	3,576	402	...	9	6	10	5	...	3,966	1,194
70	South-West Liberia Conference	22	16	...	17,347	324	6	17,665	...
Totals		138	167	6,881	41,625	1,424	...	15	...	53	2	66	22	13	...	43,014	6,754
WESTERN NIGERIA UNION CONF																	
72	Delta Conference	32	69	2,036	7,002	215	...	1	14	...	6	5	111	7,110	2,144
73	Edo Conference	23	43	974	3,955	96	6	4,045	973
74	Ekiti Conference	36	34	3,619	9,510	131	14	9,627	3,737
75	Kogi Region	7	28	...	687	106	3	790	...
76	Kwara Conference	31	44	2,818	2,751	100	...	3	4	2,850	2,767
77	Lagos Atlantic Conference	28	28	1,820	6,384	149	...	3	145	...	134	8	6,539	1,704
78	Lagos Mainland Conference	40	33	5,436	7,579	87	1	7,665	5,438
79	Ogun Conference	27	63	3,745	9,555	342	...	2	9,899	4,430
80	Ondo Mission	25	45	1,126	2,376	61	11	...	15	15	1	2,417	1,026
81	Osun Conference	33	45	1,292	5,741	169	4	5,906	2,120
82	Oyo Conference	34	42	...	3,928	3,928	...
Totals		316	474	22,864	59,468	1,456	...	9	170	...	155	59	112	...	1	60,776	24,337
WESTERN SAHEL UNION MISSION																	
84	Cabo Verde Conference	43	39	2,749	9,428	61	18	5	6	5	...	25	9,466	2,472
85	Gambia Region	5	6	112	317	14	1	330	147
86	Guinea-Bissau Mission	8	14	435	3,842	140	...	1	1	3,982	422
87	Mali Mission	5	21	411	1,979	72	...	2	2,053	420
88	Senegal/Mauritania Mission	7	7	22	767	20	1	2	786	32
Totals		68	87	3,728	16,333	307	18	3	1	...	5	10	5	...	25	16,617	3,492
WEST-CENTRAL AFRICA DIVISION																	
90	Cameroon Union Mission	997	608	99,275	115,371	6,196	79	504	709	16	92	743	1,047	5,999	...	114,994	93,373
91	Central African Union Mission	142	132	4,203	15,651	552	15	37	19	92	17	29	14	56	9	16,241	3,982
92	Eastern Nigeria Union Conference	711	645	127,901	164,766	6,009	37	51	516	...	591	620	205	313	...	169,650	128,162
93	Eastern Sahel Union Mission	216	386	19,428	29,359	1,432	...	8	63	...	72	111	139	1,373	964	28,203	18,394
94	Northern Ghana Union Mission	1,014	1,127	85,975	195,514	5,697	16	20	2,854	928	3,078	368	49	525	6,292	194,717	63,784
95	Northern Nigeria Union Conference	262	396	73,940	48,054	2,703	7	139	619	...	739	228	73	56	...	50,426	73,362
96	Southern Ghana Union Conference	1,009	1,236	42,549	175,886	4,199	53	26	1,450	1,954	1,121	448	116	320	2,622	178,941	34,184
97	West African Union Mission	138	167	6,881	41,625	1,424	...	15	...	53	2	66	22	13	...	43,014	6,754
98	Western Nigeria Union Conference	316	474	22,864	59,468	1,456	...	9	170	...	155	59	112	...	1	60,776	24,337
99	Western Sahel Union Mission	68	87	3,728	16,333	307	18	3	1	...	5	10	5	...	25	16,617	3,492
DIVISION TOTALS		4,873	5,258	486,741	862,027	29,975	225	812	6,401	3,043	5,872	2,682	1,782	8,655	9,913	873,579	449,823

ATTACHED TO THE GENERAL CONFERENCE

1 CHINESE UNION MISSION																	
2	China	1,139	2,966	...	467,516	4,815	...	631	547	...	710	457	471,248	...
3	Hong Kong-Macao Conference	21	4	1,178	4,776	16	2	30	11	...	16	20	4,799	738
Totals		1,160	2,970	1,178	472,292	4,831	2	661	11	...	16	567	...	710	457	476,047	738
1 MIDDLE EAST & NORTH AFRICA UN MISS																	
2	East Mediterranean Region	6	4	184	587	8	4	599	88
3	Egypt-Sudan Field	23	10	245	1,389	43	...	1	1	1,432	192
4	Gulf Field	21	3	1,237	2,429	89	3	1	100	5	31	3	3	...	1	2,589	884
5	North Africa Region	4	1	39	224	7	1	...	1	231	36
6	West Asia Field	5	...	228	491	20	3	14	4	524	226
Totals		59	18	1,932	5,120	167	3	2	108	19	36	4	3	...	1	5,375	1,425
1 ISRAEL FIELD																	
		14	6	570	836	2	1	...	28	811	542

Conference or Mission 1	Churches, Companies, and Church Membership															
	2a	2b	3a	3b	4a	4a2	4b	4c	4d	5a	5b	5c	5d	5e	6	16
Conference or Mission	Churches	Companies	Church Attendance Average	Church Membership at Beginning of Year	Members Added					Members Subtracted					Church Membership at End of Year	Sabbath School Attendance Average
					Baptisms	Former Members' Baptisms	Professions of Faith	Letters Received	Adjustments	Letters Granted	Deaths	Dropped	Missing	Adjustments		

WORLD SUMMARY

1 East-Central Africa Division	17,625	12,580	1,876,278	4,395,892	166,075	6,473	3,781	443,846	6,682	443,310	6,133	17,439	7,965	29,899	4,518,003	1,703,761
2 Euro-Asia Division	1,750	812	52,335	106,466	1,457	82	98	1,873	123	2,103	2,331	824	240	214	104,387	48,483
3 Inter-American Division	15,015	8,288	488,487	3,708,308	85,463	9,809	2,602	61,642	6,150	66,029	8,831	49,959	39,547	33,919	3,675,689	413,060
4 Inter-European Division	2,527	573	44,329	178,887	2,593	89	227	2,748	701	2,106	2,523	801	418	607	178,790	37,283
5 North American Division	5,639	894	123,228	1,262,927	13,838	...	3,576	19,671	771	18,781	8,893	2,489	3,407	1,459	1,265,754	53,133
6 Northern Asia-Pacific Division	861	214	49,343	285,711	1,978	2	32	1,985	77	2,031	464	10	22	3	287,255	38,112
7 South American Division	14,506	14,049	756,962	2,546,914	133,002	26,703	4,716	114,548	1,105	114,716	17,902	69,344	52,299	4,526	2,568,201	629,805
8 South Pacific Division	2,211	4,024	309,269	567,139	49,058	243	8,646	2,689	146	2,443	2,154	2,807	10,635	14	609,868	282,419
9 Southern Africa-Indian Ocean Division	13,039	14,205	1,063,891	4,307,726	108,081	2,579	1,078	82,386	2,881	84,440	6,121	12,440	136,621	22,988	4,242,121	968,471
10 Southern Asia Division	4,570	4,837	373,914	1,140,612	10,531	...	73	3,803	96	3,801	1,424	5,028	3,071	459	1,141,332	378,780
11 Southern Asia-Pacific Division	7,857	3,612	683,629	1,627,397	99,262	759	682	875	10	3,875	3,927	5,069	27,865	2	1,688,247	615,937
12 Trans-European Division	1,170	222	16,197	88,583	908	15	198	1,132	237	831	1,033	291	128	257	88,533	12,473
13 West-Central Africa Division	4,873	5,258	486,741	862,027	29,975	225	812	6,401	3,043	5,872	2,682	1,782	8,655	9,913	873,579	449,823
Attached to the General Conference:																
14 Chinese Union Mission	1,160	2,970	1,178	472,292	4,831	2	661	11	...	16	567	...	710	457	476,047	738
15 Middle East and North Africa Union Mission	59	18	1,932	5,120	167	3	2	108	19	36	4	3	...	1	5,375	1,425
16 Israel Field	14	6	570	836	2	1	...	28	811	542
WORLD TOTALS 2020	92,876	72,562	...	21,556,837	707,221	46,984	27,184	743,719	22,041	750,418	64,989	168,286	291,583	104,718	21,723,992	...
WORLD TOTALS 2019	91,140	72,605	...	21,414,779	1,188,038	61,815	42,984	738,174	28,210	744,835	64,814	229,434	265,059	613,021	21,556,837	...
Net Increase (Decrease)	1,736	(43)	...	142,058	(480,817)	(14,831)	(15,800)	5,545	(6,169)	5,583	175	(61,148)	26,524	(508,303)	167,155	...

Note—Membership statistics, especially baptisms and Church and Sabbath School attendance, are lower than usual in 2020 due to the COVID-19 pandemic which closed churches and offices and limited the reporting. Some attendance counts were taken from online Sabbath School and worship services, where possible.

Chapter 4 - Tithes and Offerings

GENERAL STATISTICS BY DIVISIONS FOR 2020

Conference or Mission	Tithe and Offerings										Per Capita	
	7	8	9	10	11	12a	12b	13	14a	14b	Basis	17
1	Tithe	Tithe Per Capita	World Mission Fund, including Sabbath School	World Mission Fund Per Capita	Other General Conference Funds	Intradivision Funds	Ingathering Funds	Local Church Funds	Total Tithe and Offerings	Total Tithe and Offerings Per Capita	Membership Basis for Per Capita Calculations June 30, 2019	Sabbath School Mission Offerings
	US\$	US\$	US\$	US\$	US\$	US\$	US\$	US\$	US\$	US\$	US\$	US\$
EAST-CENTRAL AFRICA DIVISION (CONT'D)												
54 SOUTHERN TANZANIA UNION MISSION	903,039	903,039
55 Central Tanzania Field	792,032	27.56	108,708	163,062	...	271,770	1,335,572	46.47	28,741	...
56 East-Central Tanzania Conference	2,375,694	44.51	234,464	351,696	...	586,160	3,548,014	66.47	53,377	...
57 Lake Tanganyika Field	23,631	...
58 South-East Tanzania Conference	1,740,266	34.98	187,729	281,594	...	469,324	2,678,913	53.85	49,744	...
59 Southern Highlands Conference	968,720	41.27	159,875	239,812	...	399,686	1,768,093	75.33	23,471	...
Totals	6,779,751	37.88	690,776	1,036,164	...	1,726,940	10,233,631	57.18	178,964	...
60 UGANDA UNION MISSION	8,281	8,281
61 Central Uganda Conference	2,425,236	10.44	23,398	0.10	89,963	134,945	...	224,908	2,898,450	12.48	232,298	23,398
62 Eastern Uganda Field	179,205	5.31	2,674	0.08	15,530	23,296	...	38,826	259,531	7.69	33,742	2,674
63 Northern Uganda Field	118,874	4.52	1,168	0.04	10,665	15,998	...	26,663	173,368	6.59	26,312	1,168
64 Rwenzori Field	358,640	6.87	2,326	0.04	19,738	29,606	...	49,344	459,654	8.80	52,209	2,326
65 Southwestern Uganda Field	207,207	7.27	1,452	0.05	10,641	15,962	...	26,603	261,865	9.19	28,491	1,452
66 Western Uganda Field	305,044	8.41	1,881	0.05	22,271	33,406	...	55,677	418,279	11.53	36,276	1,881
Totals	3,602,487	8.80	32,899	0.08	168,808	253,213	...	422,021	4,479,428	10.94	409,328	32,899
67 WEST CONGO UNION MISSION	99,424	99,424
68 Central Kasai Field	117,821	0.77	1,256	1,883	...	3,139	124,099	0.81	152,719	...
69 Congo Equatorial Field	31,042	12.45	1,146	1,719	...	2,865	36,772	14.74	2,494	...
70 Lower Congo Field	85,858	23.82	1,479	2,218	...	3,697	93,252	25.87	3,604	...
71 West Congo Field	466,917	18.54	14,718	22,077	...	36,794	540,506	21.46	25,184	...
72 West Kasai Field	88,436	0.65	1,436	2,153	...	3,589	95,614	0.71	135,452	...
Totals	889,498	2.78	20,035	30,050	...	50,084	989,667	3.10	319,453	...
73 WEST KENYA UNION CONFERENCE
74 Central Nyanza Conference	1,431,507	20.87	42,675	64,013	...	106,688	1,644,883	23.98	68,599	...
75 Greater Rift Valley Conference	1,571,220	21.59	90,433	135,649	...	226,082	2,023,384	27.80	72,777	...
76 Kenya Lake Conference	2,067,022	23.40	28,109	42,164	...	70,273	2,207,568	24.99	88,350	...
77 Lake Victoria Field	1,260,563	15.80	21,035	31,553	...	52,588	1,365,739	17.11	79,805	...
78 North West Kenya Conference	1,257,329	25.09	63,735	95,602	...	159,337	1,576,003	31.45	50,118	...
79 Ranen Conference	1,877,421	20.04	35,620	53,429	...	89,049	2,055,519	21.94	93,703	...
Totals	9,465,062	20.88	281,607	422,410	...	704,017	10,873,096	23.98	453,352	...
80 WESTERN ETHIOPIA UNION MISSION	86,996	86,996
81 Gambella Field Station	76,604	4.60	1,581	2,372	...	3,954	84,511	5.08	16,648	...
82 South West Ethiopia Field	29,847	4.04	266	398	...	664	31,175	4.22	7,380	...
83 West Central Ethiopia Field	120,193	8.10	562	843	...	1,404	123,002	8.29	14,840	...
84 West Ethiopia Conference	642,721	9.02	2,737	4,106	...	6,843	656,407	9.22	71,221	...
Totals	956,361	8.69	5,146	7,719	...	12,865	982,091	8.92	110,089	...
85 ATTACHED FIELDS
86 Eritrea Mission Field	15,711	29.87	547	821	...	1,368	18,447	35.07	526	...
87 SOUTH SUDAN ATTACHED TERRITORY	37,591	...	193	...	2,045	3,068	...	5,114	48,011	193
88 Greater Bahr el Ghazal Field	125,826	10.77	699	0.06	8,001	12,001	...	20,002	166,529	14.26	11,679	699
89 Greater Equatoria Field	405,396	20.51	4,161	0.21	19,970	29,955	...	49,924	509,406	25.78	19,761	4,161
90 Greater Upper Nile Field	78,541	5.22	139	0.01	1,618	2,427	...	4,044	86,769	5.77	15,046	139
Totals	647,354	13.93	5,192	0.11	31,634	47,451	...	79,084	810,715	17.44	46,486	5,192
Attached Fields Totals	663,065	14.10	5,192	0.11	32,181	48,272	...	80,452	829,162	17.64	47,012	5,192
91 EAST-CENTRAL AFRICA DIVISION	118,216	118,216
92 Burundi Union Mission	614,447	3.31	7,706	0.04	48,506	72,760	...	121,266	864,685	4.65	185,896	841
93 East Congo Union Mission	593,592	5.17	23,132	34,700	...	57,836	709,260	6.18	114,730	...
94 East Kenya Union Conference	15,355,154	25.82	648,091	972,138	...	1,620,229	18,595,612	31.27	594,661	...
95 Eastern Ethiopia Union Mission	1,442,206	15.33	19,577	29,366	...	48,943	1,540,092	16.37	94,068	...
96 North East Congo Union Mission	3,043,449	12.97	7,810	0.03	84,217	126,328	...	210,545	3,472,349	14.79	234,733	4,112
97 Northern Tanzania Union Conference	6,335,334	10.73	823,986	1,235,978	...	2,059,963	10,455,261	17.70	590,681	...
98 Rwanda Union Mission	5,232,954	5.52	117,376	176,062	4,368	293,438	5,824,198	6.15	947,151	...
99 Southern Tanzania Union Mission	6,779,751	37.88	690,776	1,036,164	...	1,726,940	10,233,631	57.18	178,964	...
100 Uganda Union Mission	3,602,487	8.80	32,899	0.08	168,808	253,213	...	422,021	4,479,428	10.94	409,328	32,899
101 West Congo Union Mission	889,498	2.78	20,035	30,050	...	50,084	989,667	3.10	319,453	...
102 West Kenya Union Conference	9,465,062	20.88	281,607	422,410	...	704,017	10,873,096	23.98	453,352	...
103 Western Ethiopia Union Mission	956,361	8.69	5,146	7,719	...	12,865	982,091	8.92	110,089	...
104 Attached Fields	663,065	14.10	5,192	0.11	32,181	48,272	...	80,452	829,162	17.64	47,012	5,192
DIVISION TOTALS	55,091,576	12.87	53,607	0.01	2,963,438	4,445,160	4,368	7,408,599	69,966,748	16.35	4,280,118	43,044
EURO-ASIA DIVISION												
1 BELARUS UN OF CHURCHES CONF	547,821	142.77	19,289	5.03	...	18,441	...	55,324	640,875	167.03	3,837	18,441

STATISTICAL REPORT FOR 2020

Conference or Mission	Tithe and Offerings										Per Capita Basis	
	7	8	9	10	11	12a	12b	13	14a	14b	17	
1	Tithe	Tithe Per Capita	World Mission Fund, Including Sabbath School	World Mission Fund Per Capita	Other General Conference Funds	Intradivision Funds	Ingathering Funds	Local Church Funds	Total Tithe and Offerings	Total Tithe and Offerings Per Capita	Membership Basis for Per Capita Calculations June 30, 2019	Sabbath School Mission Offerings
	US\$	US\$	US\$	US\$	US\$	US\$	US\$	US\$	US\$	US\$	US\$	US\$
EURO-ASIA DIVISION (CONT'D)												
2 CAUCASUS UNION MISSION
3 Kubano-Chernomorskaya Conference	832,525	274.13	20,736	6.83	8	20,031	2,866	60,092	936,258	308.28	3,037	20,031
4 North Caucasus Mission	542,540	250.60	15,681	7.24	7	15,624	639	46,872	621,363	287.00	2,165	15,624
5 Rostov-Kalmykia Conference	624,776	260.43	16,545	6.90	5	14,492	1,190	43,475	700,483	291.99	2,399	14,492
Totals	1,999,841	263.10	52,962	6.97	20	50,147	4,695	150,439	2,258,104	297.08	7,601	50,147
6 EAST RUSSIAN UNION MISSION
7 Central Siberian Mission	418,702	229.17	7,810	4.27	160	7,721	356	23,162	457,911	250.64	1,827	7,721
8 East Siberian Mission	471,677	231.33	6,851	3.36	...	6,497	6	19,490	504,521	247.44	2,039	6,497
9 West Siberian Mission	283,341	236.51	5,178	4.32	...	3,854	238	11,563	304,174	253.90	1,198	3,854
Totals	1,173,720	231.78	19,839	3.92	160	18,072	600	54,215	1,266,606	250.12	5,064	18,072
10 FAR EASTERN UN OF CHURCHES MISS	659,765	305.16	21,784	10.08	...	13,958	1,307	41,873	738,687	341.67	2,162	13,958
11 MOLDOVA UN OF CHURCHES CONF	1,769,862	204.42	33,923	3.92	246	33,658	...	100,974	1,938,663	223.92	8,658	33,658
12 SOUTHERN UNION MISSION	5	...
13 Kyrgyzstan Mission	106,976	160.38	4,306	6.46	...	4,306	...	12,919	128,507	192.66	667	4,306
14 Northern Kazakhstan Mission	320,408	229.85	18,121	13.00	...	18,121	...	54,363	411,013	294.84	1,394	18,121
15 Southern Kazakhstan Mission	304,423	310.64	9,093	9.28	...	9,093	...	27,280	349,889	357.03	980	9,093
16 Tajikistan Field	18,518	78.80	1,172	4.99	...	1,172	...	3,515	24,377	103.73	235	1,172
17 Turkmenistan Field	1,789	18.64	125	1.30	...	125	...	376	2,415	25.16	96	125
18 Uzbekistan Field	97,382	144.70	2,093	3.11	...	2,093	...	6,279	107,847	160.25	673	2,093
Totals	849,496	209.75	34,910	8.62	...	34,910	...	104,732	1,024,048	252.85	4,050	34,910
19 TRANS-CAUCASUS UNION OF CH MISS	174,974	148.28	4,071	3.45	...	4,071	...	12,212	195,328	165.53	1,180	4,071
20 UKRAINIAN UNION CONFERENCE
21 Bukovinskaya Conference	1,567,241	231.16	38,087	5.62	...	38,087	...	114,260	1,757,675	259.24	6,780	38,087
22 Central Ukrainian Conference	1,005,881	224.68	22,449	5.01	...	22,449	...	67,348	1,118,127	249.75	4,477	22,449
23 Dnieper Conference	825,453	171.47	13,987	2.91	...	13,987	15	41,961	895,403	186.00	4,814	13,987
24 Eastern Dnieper Conference	1,206,625	159.69	24,191	3.20	...	24,191	...	72,572	1,327,579	175.70	7,556	24,191
25 Eastern Ukrainian Mission	215,633	114.33	9,534	5.06	...	8,036	139	24,109	257,451	136.51	1,886	8,036
26 Kyiv Conference	1,076,393	268.43	24,724	6.17	...	24,724	...	74,172	1,200,013	299.26	4,010	24,724
27 Podolsk Conference	1,282,257	237.81	29,028	5.38	...	29,028	...	87,083	1,427,396	264.72	5,392	29,028
28 Southern Ukrainian Conference	838,463	198.92	15,945	3.78	...	15,945	...	47,834	918,187	217.84	4,215	15,945
29 Western Ukrainian Conference	1,335,392	219.71	26,400	4.34	...	26,400	...	79,199	1,467,391	241.43	6,078	26,400
Totals	9,353,338	206.90	204,345	4.52	...	202,847	154	608,538	10,369,222	229.37	45,208	202,847
30 WEST RUSSIAN UNION CONFERENCE
31 Central Conference	1,682,863	469.29	7,760	2.16	18	7,708	23	23,125	1,721,497	480.06	3,586	7,708
32 Moscow Conference	1,632,601	477.09	20,923	6.11	1,223	17,518	631	52,553	1,725,449	504.22	3,422	17,518
33 Northwestern Conference	895,952	298.45	15,475	5.15	1	12,879	...	38,638	962,945	320.77	3,002	12,879
34 Southern Conference	1,778,871	257.77	27,257	3.95	382	26,077	36	78,230	1,910,853	276.90	6,901	26,077
35 Ural Conference	909,508	226.36	8,426	2.10	194	6,352	225	19,057	943,762	234.88	4,018	6,352
36 Volga Conference	650,184	227.66	9,135	3.20	18	8,530	521	25,591	693,979	242.99	2,856	8,530
37 Volgo-Vyatskaya Conference	916,385	231.47	11,970	3.02	84	11,025	22	33,075	972,561	245.66	3,959	11,025
Totals	8,466,364	305.16	100,946	3.64	1,920	90,089	1,458	270,269	8,931,046	321.91	27,744	90,089
38 ATTACHED FIELD
39 Crimea Mission	364,882	208.74	8,314	4.76	27	8,314	1,666	24,942	408,145	233.49	1,748	8,314
40 EURO-ASIA DIVISION
41 Belarus Union of Churches Conference	547,821	142.77	19,289	5.03	...	18,441	...	55,324	640,875	167.03	3,837	18,441
42 Caucasus Union Mission	1,999,841	263.10	52,962	6.97	20	50,147	4,695	150,439	2,258,104	297.08	7,601	50,147
43 East Russian Union Mission	1,173,720	231.78	19,839	3.92	160	18,072	600	54,215	1,266,606	250.12	5,064	18,072
44 Far Eastern Union of Churches Mission	659,765	305.16	21,784	10.08	...	13,958	1,307	41,873	738,687	341.67	2,162	13,958
45 Moldova Union of Churches Conference	1,769,862	204.42	33,923	3.92	246	33,658	...	100,974	1,938,663	223.92	8,658	33,658
46 Southern Union Mission	849,496	209.75	34,910	8.62	...	34,910	...	104,732	1,024,048	252.85	4,050	34,910
47 Trans-Caucasus Union of Churches Mission	174,974	148.28	4,071	3.45	...	4,071	...	12,212	195,328	165.53	1,180	4,071
48 Ukrainian Union Conference	9,353,338	206.90	204,345	4.52	...	202,847	154	608,538	10,369,222	229.37	45,208	202,847
49 West Russian Union Conference	8,466,364	305.16	100,946	3.64	1,920	90,089	1,458	270,269	8,931,046	321.91	27,744	90,089
50 Attached Field	364,882	208.74	8,314	4.76	27	8,314	1,666	24,942	408,145	233.49	1,748	8,314
DIVISION TOTALS	25,360,063	236.45	500,383	4.67	2,373	474,507	9,880	1,423,518	27,770,724	258.93	107,252	474,507
INTER-AMERICAN DIVISION												
1 ATLANTIC CARIBBEAN UNION MISSION	24,392	1,708	26,100
2 Cayman Islands Conference	4,126,456	643.35	175,373	27.34	15,784	288,852	48,511	526,118	5,181,094	807.78	6,414	164,850
3 North Bahamas Conference	922,830	227.02	39,458	9.71	3,551	64,598	1,128	118,374	1,149,939	282.89	4,065	37,091
4 South Bahamas Conference	4,505,718	259.31	211,423	12.17	19,028	315,400	2,110	634,268	5,687,947	327.35	17,376	198,737
5 Turks and Caicos Islands Conference	841,547	226.10	26,784	7.20	2,411	58,908	7,048	80,353	1,017,051	273.25	3,722	25,177
Totals	10,420,943	330.02	453,038	14.35	40,774	729,466	58,797	1,359,113	13,062,131	413.66	31,577	425,855

GENERAL STATISTICS BY DIVISIONS FOR 2020

Conference or Mission	Tithe and Offerings										Per Capita Basis	
	7	8	9	10	11	12a	12b	13	14a	14b	Membership Basis for Per Capita Calculations June 30, 2019	17
1	Tithe	Tithe Per Capita	World Mission Fund, Including Sabbath School	World Mission Fund Per Capita	Other General Conference Funds	Intradivision Funds	Ingathering Funds	Local Church Funds	Total Tithe and Offerings	Total Tithe and Offerings Per Capita	Membership Basis for Per Capita Calculations June 30, 2019	Sabbath School Mission Offerings
	US\$	US\$	US\$	US\$	US\$	US\$	US\$	US\$	US\$	US\$	US\$	US\$
INTER-AMERICAN DIVISION (CONT'D)												
6 BELIZE UNION MISSION	1,593,518	33.87	57,129	1.21	5,142	111,546	31,785	171,386	1,970,506	41.89	47,043	53,701
7 Central Belize Mission
8 North Belize Mission
9 South West Belize Mission
Totals	1,593,518	33.87	57,129	1.21	5,142	111,546	31,785	171,386	1,970,506	41.89	47,043	53,701
10 CARIBBEAN UNION CONFERENCE	63,237	5,375	68,612
11 East Caribbean Conference	5,529,515	200.61	244,217	8.86	21,980	470,009	...	732,651	6,998,372	253.90	27,563	229,564
12 Grenada Conference	1,799,181	122.99	70,384	4.81	6,335	152,930	53,932	211,151	2,293,913	156.81	14,629	66,161
13 Guyana Conference	3,219,022	49.40	151,448	2.32	13,630	273,617	173,591	454,344	4,285,652	65.77	65,160	142,361
14 North Caribbean Conference	7,853,421	489.77	353,666	22.06	31,829	667,541	179,621	1,060,998	10,147,076	632.81	16,035	332,447
15 South Caribbean Conference	8,313,003	138.41	259,432	4.32	23,349	706,605	...	778,297	10,080,686	167.84	60,061	243,867
16 South Leeward Conference	3,457,767	293.78	199,228	16.93	17,931	293,910	160,378	597,685	4,726,899	401.61	11,770	187,275
17 St Lucia Mission	2,010,395	84.39	77,366	3.25	6,963	140,728	...	232,099	2,467,551	103.58	23,822	72,724
18 St Vincent and the Grenadines Mission	1,304,476	81.18	65,355	4.07	5,882	91,313	54,067	196,065	1,717,158	106.86	16,069	61,434
19 Suriname Mission	259,682	47.94	10,780	1.99	970	18,178	...	32,339	321,949	59.43	5,417	10,133
20 Tobago Mission	1,981,361	234.40	83,683	9.90	7,531	138,695	23,584	251,049	2,485,903	294.09	8,453	78,662
Totals	35,791,060	143.75	1,515,559	6.09	136,400	2,958,901	645,173	4,546,678	45,593,771	183.12	248,979	1,424,628
21 CENTRAL MEXICAN UNION MISSION	191,112	...	6,096	...	549	13,378	...	18,289	229,424	5,731
22 Azteca Mexican Conference	1,007,216	48.04	53,402	2.55	4,806	70,505	13,650	160,206	1,309,785	62.47	20,967	50,198
23 Bajio Mexican Conference	1,140,605	111.28	56,490	5.51	5,084	79,842	...	169,469	1,451,490	141.61	10,250	53,100
24 Metropolitan Mexican Conference	1,401,479	37.78	75,552	2.04	6,800	98,104	11,218	226,655	1,819,808	49.06	37,092	71,019
25 Mexiquense Mexican Mission	328,515	50.67	17,305	2.67	1,557	21,837	...	51,916	421,130	64.95	6,484	16,267
26 Valley Mexican Mission	802,679	61.57	43,462	3.33	3,912	56,188	...	130,387	1,036,628	79.52	13,036	40,854
Totals	4,871,606	55.47	252,307	2.87	22,708	339,854	24,868	756,922	6,268,265	71.37	87,829	237,169
27 CHIAPAS MEXICAN UNION CONF	86,614	6,063	92,677
28 Central Chiapas Conference	1,858,819	62.63	123,825	4.17	11,144	130,117	(37,036)	371,475	2,458,344	82.83	29,679	116,395
29 Grijalva Conference	1,952,696	72.06	153,251	5.66	13,793	136,689	(17,904)	459,754	2,698,279	99.57	27,099	144,056
30 North Chiapas Conference	3,109,976	63.63	246,078	5.03	22,147	217,698	(76,945)	738,233	4,257,187	87.10	48,876	231,313
31 Palenque Mission	812,765	49.02	72,816	4.39	6,553	24,383	(6,931)	218,447	1,128,033	68.03	16,581	68,447
32 Soconusco Conference	1,726,238	67.11	119,875	4.66	10,789	120,837	(31,020)	359,624	2,306,343	89.66	25,722	112,682
33 South Chiapas Conference	1,809,694	53.27	132,340	3.90	11,911	126,679	(44,557)	397,020	2,433,087	71.62	33,971	124,400
34 Upper Chiapas Conference	1,890,373	44.47	127,384	3.00	11,465	132,326	(38,184)	382,153	2,505,517	58.94	42,511	119,741
35 West Chiapas Conference	2,288,427	82.82	208,787	7.56	18,791	160,190	(46,469)	626,361	3,256,087	117.84	27,632	196,260
Totals	15,535,602	61.63	1,184,356	4.70	106,593	1,054,982	(299,046)	3,553,067	21,135,554	83.85	252,071	1,113,294
36 CUBAN UNION CONFERENCE
37 Central Conference
38 Del Amanecer Conference
39 East Conference
40 Pinarena Mission
41 West Conference
Totals
42 DOMINICAN UNION CONFERENCE	54,691	3,828	58,519
43 Central Dominican Conference	4,272,304	65.87	335,059	5.17	30,155	299,061	12,602	1,005,176	5,954,357	91.81	64,857	314,955
44 East Dominican Conference	2,255,548	26.22	200,251	2.33	18,023	157,888	6,269	600,752	3,238,731	37.65	86,018	188,236
45 North Dominican Conference	1,972,216	55.96	149,596	4.24	13,464	138,055	4,206	448,787	2,726,324	77.36	35,244	140,620
46 Northeast Dominican Conference	1,514,389	40.68	89,691	2.41	8,072	106,007	4,633	269,072	1,991,864	53.51	37,223	84,309
47 South Dominican Conference	908,043	18.73	58,793	1.21	5,291	63,563	2,538	176,378	1,214,606	25.05	48,485	55,265
48 Southeast Dominican Conference	3,177,471	38.78	294,693	3.60	26,522	222,423	13,260	884,079	4,618,448	56.37	81,936	277,012
Totals	14,154,662	40.01	1,128,083	3.19	101,527	990,825	43,508	3,384,244	19,802,849	55.98	353,763	1,060,397
49 DUTCH CARIBBEAN UNION MISSION	20,230	1,416	21,646
50 Aruba Mission	350,763	308.77	20,413	17.97	1,837	24,553	...	61,238	458,804	403.88	1,136	19,188
51 Bonaire Mission	141,663	324.92	8,557	19.63	770	4,958	...	25,671	181,619	416.56	436	8,044
52 Curacao Conference	1,946,949	236.68	95,264	11.58	8,574	136,286	...	285,791	2,472,864	300.62	8,226	89,548
Totals	2,459,605	251.03	124,234	12.68	11,181	167,213	...	372,700	3,134,933	319.96	9,798	116,780
53 EAST VENEZUELA UNION MISSION	62,574	4,380	66,954
54 Central East Venezuela Conference	70,797	3.93	4,576	0.25	412	4,956	533	13,729	95,003	5.27	18,023	4,302
55 Central Llanos Venezuela Mission	27,120	1.93	1,655	0.12	149	1,085	254	4,966	35,229	2.51	14,031	1,556
56 Central Venezuela Conference	49,107	2.12	5,304	0.23	477	3,438	53	15,913	74,292	3.20	23,202	4,986
57 East Venezuela Conference	46,243	1.49	3,786	0.12	341	3,237	213	11,359	65,179	2.10	31,038	3,559
58 Northeast Venezuela Mission	51,975	3.10	2,835	0.17	255	3,638	275	8,506	67,484	4.03	16,765	2,665
59 South Bolivar Venezuela Mission	122,264	4.44	13,267	0.48	1,194	8,558	298	39,801	185,382	6.73	27,549	12,471
60 South Central Venezuela Conference	64,821	3.39	6,362	0.33	573	4,538	109	19,085	95,488	4.99	19,120	5,980
61 Southeast Venezuela Conference	45,882	1.36	3,590	0.11	323	3,212	533	10,770	64,310	1.91	33,723	3,374
Totals	540,783	2.95	41,375	0.23	3,724	37,042	2,268	124,129	749,321	4.08	183,451	38,893
62 EL SALVADOR UNION MISSION	90,727	6,351	97,078
63 Central El Salvador Conference	798,650	30.11	34,928	1.32	3,144	55,905	...	104,784	997,411	37.61	26,521	32,832
64 East El Salvador Conference	1,200,323	21.48	84,279	1.51	7,585	84,023	...	252,838	1,629,048	29.15	55,876	79,223

STATISTICAL REPORT FOR 2020

Conference or Mission	Tithe and Offerings										Per Capita Basis	
1	7	8	9	10	11	12a	12b	13	14a	14b	Membership Basis for Per Capita Calculations June 30, 2019	17
Conference or Mission	Tithe	Tithe Per Capita	World Mission Fund, Including Sabbath School	World Mission Fund Per Capita	Other General Conference Funds	Intradivision Funds	Ingathering Funds	Local Church Funds	Total Tithe and Offerings	Total Tithe and Offerings Per Capita	Membership Basis for Per Capita Calculations June 30, 2019	Sabbath School Mission Offerings
	US\$	US\$	US\$	US\$	US\$	US\$	US\$	US\$	US\$	US\$	US\$	US\$
INTER-AMERICAN DIVISION (CONT'D)												
EL SALVADOR UNION MISSION (CONT'D)												
65 Metropolitan El Salvador Conference	936,684	27.18	43,095	1.25	3,879	65,568	...	129,285	1,178,511	34.19	34,466	40,509
66 Paracentral El Salvador Conference	776,593	22.35	46,052	1.33	4,145	54,362	...	138,156	1,019,308	29.33	34,749	43,289
67 West El Salvador Conference	963,910	21.82	65,580	1.48	5,902	67,474	...	196,739	1,299,605	29.42	44,180	61,645
Totals	4,766,887	24.35	273,934	1.40	24,655	333,683	...	821,802	6,220,961	31.77	195,792	257,498
FRENCH ANTILLES-GUIANA UN CONF												
68 French Guiana Mission	1,371,114	449.25	60,991	19.98	5,489	95,978	...	182,974	1,716,546	562.43	3,052	57,332
70 Guadeloupe Conference	3,767,625	372.11	171,618	16.95	15,446	263,734	...	514,853	4,733,276	467.48	10,125	161,321
71 Martinique Conference	5,782,824	355.63	265,688	16.34	23,912	404,798	...	797,064	7,274,286	447.35	16,261	249,747
Totals	10,958,530	372.26	498,297	16.93	44,847	767,098	...	1,494,891	13,763,663	467.55	29,438	468,400
GUATEMALA UNION MISSION												
72 Atliplano Guatemala Mission	982,848	31.99	54,934	1.79	4,944	68,799	15,582	164,803	1,291,910	42.06	30,719	51,638
74 Central Guatemala Conference	895,233	88.65	55,683	5.51	5,011	62,666	30,497	167,049	1,216,139	120.43	10,098	52,342
75 East Guatemala Mission	1,040,462	36.83	67,980	2.41	6,118	72,832	26,856	203,941	1,418,189	50.20	28,252	63,901
76 Lago Guatemala Mission	605,543	36.84	37,693	2.29	3,392	42,388	18,230	113,079	820,325	49.90	16,439	35,431
77 Metropolitan Guatemala Conference	1,203,489	87.30	61,658	4.47	5,549	84,244	30,525	184,975	1,570,440	113.92	13,786	57,959
78 North Guatemala Mission	1,236,062	28.50	70,056	1.62	6,305	86,524	31,388	210,169	1,640,504	37.82	43,376	65,853
79 South Guatemala Mission	1,419,397	34.35	97,920	2.37	8,813	99,358	37,343	293,759	1,956,590	47.35	41,325	92,044
80 West Guatemala Conference	1,788,833	34.26	117,388	2.25	10,565	125,218	31,628	352,164	2,425,796	46.45	52,221	110,345
Totals	9,232,034	39.08	566,572	2.40	50,990	646,241	222,049	1,699,719	12,417,605	52.57	236,216	532,578
HAITIAN UNION MISSION												
81 Central Haiti Conference	1,274,627	16.23	104,665	1.33	9,420	89,224	...	313,996	1,791,932	22.82	78,528	98,385
83 North Haiti Mission	1,155,885	8.69	117,508	0.88	10,576	80,912	460	352,524	1,717,865	12.91	133,051	110,457
84 Northwest Haiti Mission	938,105	8.32	106,733	0.95	9,606	65,667	...	320,198	1,440,309	12.77	112,784	100,329
85 Plaine du cul de Sac Mission	1,173,300	18.95	98,455	1.59	8,861	82,131	...	295,365	1,658,112	26.78	61,922	92,548
86 South Haiti Mission	845,354	8.97	76,182	0.81	6,856	59,175	...	228,545	1,216,112	12.91	94,211	71,611
Totals	5,440,236	11.32	503,543	1.05	45,319	380,817	460	1,510,628	7,881,003	16.40	480,496	473,330
HONDURAS UNION MISSION												
87 Atlantic Honduras Conference	660,952	58.26	39,047	3.44	3,514	46,267	9,959	117,140	876,879	77.30	11,344	36,704
89 Bay Islands Conference	705,371	197.75	27,900	7.82	2,511	49,376	5,548	83,699	874,405	245.14	3,567	26,226
90 Central Honduras Conference	951,072	36.45	44,016	1.69	3,961	66,575	...	132,049	1,197,673	45.91	26,090	41,375
91 Comayagua Mission	697,687	17.85	28,750	0.74	2,588	48,838	2,718	86,251	866,832	22.18	39,088	27,025
92 Northwest Honduras Conference	1,243,461	56.73	54,704	2.50	4,923	87,042	14,642	164,111	1,568,883	71.58	21,919	51,421
Totals	4,319,457	42.34	194,417	1.91	17,497	302,362	32,867	583,250	5,449,850	53.43	102,008	182,751
INTER-OCEANIC MEXICAN UNION CONF.												
93 Alpine Mission	1,112,484	69.85	74,827	4.70	6,734	77,874	11,614	224,482	1,508,015	94.68	15,927	70,338
94 Central Veracruz Mission	1,055,090	89.73	62,219	5.29	5,600	73,856	13,691	186,657	1,397,113	118.82	11,758	58,486
96 Chontalpa Mission	1,514,093	97.02	106,864	6.85	9,618	105,987	12,154	320,593	2,069,309	132.60	15,606	100,452
97 Isthmus Conference	1,460,314	73.18	110,157	5.52	9,914	102,222	25,580	330,470	2,038,657	102.16	19,956	103,547
98 Los Tuxtlas Mission	1,095,993	68.86	74,131	4.66	6,672	76,720	12,488	222,392	1,488,396	93.52	15,916	69,683
99 North Veracruz Conference	1,573,956	66.96	99,552	4.23	8,960	110,177	22,532	298,657	2,113,834	89.92	23,507	93,579
100 Oaxaca Conference	948,621	45.21	64,623	3.08	5,816	66,404	7,629	193,870	1,286,963	61.33	20,983	60,746
101 Olmecca Conference	1,730,873	75.55	143,948	6.28	12,955	121,161	15,655	431,843	2,456,435	107.23	22,909	135,311
102 South Pacific Conference	1,431,251	77.06	92,419	4.98	8,318	100,188	16,723	277,258	1,926,157	103.71	18,572	86,874
103 South Veracruz Conference	1,451,874	82.90	100,922	5.76	9,083	101,631	14,939	302,765	1,981,214	113.12	17,514	94,866
104 Southeast Veracruz Mexican Conference	2,212,387	101.22	148,448	6.79	13,360	154,867	24,353	445,344	2,998,759	137.19	21,858	139,541
Totals	15,641,636	76.48	1,078,110	5.27	97,030	1,094,916	177,358	3,234,331	21,323,381	104.27	204,506	1,013,423
JAMAICA UNION CONFERENCE												
105 Central Jamaica Conference	6,064,935	59.04	155,608	1.51	14,005	424,545	...	466,823	7,125,916	69.37	102,727	146,271
107 East Jamaica Conference	5,568,310	76.12	149,489	2.04	13,454	389,782	94,792	448,466	6,664,293	91.10	73,150	140,519
108 North East Jamaica Conference	1,488,045	48.81	54,293	1.78	4,886	104,163	...	162,879	1,814,266	59.51	30,489	51,035
109 North Jamaica Conference	1,427,206	66.65	57,920	2.70	5,213	99,904	34,461	173,761	1,798,465	83.99	21,413	54,445
110 West Jamaica Conference	5,125,049	56.14	207,803	2.28	18,702	358,753	66,702	623,409	6,400,418	70.11	91,287	195,335
Totals	19,705,872	61.76	625,113	1.96	56,260	1,379,410	195,955	1,875,338	23,837,948	74.71	319,066	587,605
NORTH COLOMBIAN UNION CONF												
111 Atlantic Colombian Conference	1,515,790	67.65	73,394	3.28	6,605	106,105	...	220,181	1,922,075	85.78	22,407	68,990
113 Caribbean Colombian Conference	1,289,935	53.68	59,368	2.47	5,343	90,295	...	178,105	1,623,046	67.54	24,032	55,806
114 Colombian Islands Mission	200,189	181.33	7,887	7.14	710	14,013	...	23,662	246,461	223.24	1,104	7,414
115 East Central Colombian Conference	1,189,177	91.52	67,197	5.17	6,048	83,242	...	201,591	1,547,255	119.08	12,993	63,165
116 East Colombian Conference	2,228,582	128.49	133,488	7.70	12,014	156,001	...	400,463	2,930,548	168.97	17,344	125,478
117 Northeast Colombian Conference	1,600,435	82.97	106,263	5.51	9,564	112,030	...	318,788	2,147,080	111.31	19,289	99,887
118 Southwest Colombian Mission	1,039,837	107.77	44,554	4.62	4,010	72,789	...	133,663	1,294,853	134.20	9,649	41,881
119 West Central Colombian Conference	2,133,322	101.48	101,968	4.85	9,177	149,333	...	305,903	2,699,703	128.42	21,022	95,850
Totals	11,263,587	88.11	594,119	4.65	53,471	788,450	...	1,782,356	14,481,983	113.28	127,840	558,471
NORTH MEXICAN UNION CONFERENCE												
120 Baja California Conference	2,617,227	119.71	187,108	8.56	16,840	183,206	51,025	561,323	3,616,729	165.43	21,863	175,881
122 Chihuahua Mexican Conference	1,258,365	71.32	83,801	4.75	7,542	88,086	...	32,037	1,721,233	97.55	17,644	78,773

GENERAL STATISTICS BY DIVISIONS FOR 2020

Conference or Mission	Tithe and Offerings										Per Capita Basis	
	7	8	9	10	11	12a	12b	13	14a	14b	Membership Basis for Per Capita Calculations June 30, 2019	17
1	Tithe	Tithe Per Capita	World Mission Fund, Including Sabbath School	World Mission Fund Per Capita	Other General Conference Funds	Intradivision Funds	Ingathering Funds	Local Church Funds	Total Tithe and Offerings	Total Tithe and Offerings Per Capita		Sabbath School Mission Offerings
	US\$	US\$	US\$	US\$	US\$	US\$	US\$	US\$	US\$	US\$	US\$	US\$
INTER-AMERICAN DIVISION (CONT'D)												
NORTH MEXICAN UNION CONF (CONT'D)												
123 Gulf Mexican Conference	1,209,551	67.28	77,310	4.30	6,958	84,669	51,062	231,929	1,661,479	92.42	17,977	72,671
124 North Tamaulipas Mexican Conference	1,163,663	101.12	58,573	5.09	5,272	81,456	30,192	175,719	1,514,875	131.64	11,508	55,059
125 Northeast Mexican Conference	3,454,978	201.70	167,414	9.77	15,067	241,848	35,419	502,242	4,416,968	257.86	17,129	157,369
126 Northwest Mexican Mission	615,361	45.41	35,530	2.62	3,198	24,279	17,785	106,589	802,742	59.24	13,551	33,398
127 Regiomontana Mission	1,619,773	114.53	93,110	6.58	8,380	113,384	16,007	279,330	2,129,980	150.60	14,143	87,523
128 Sinaloa Mexican Conference	1,180,984	85.85	72,271	5.25	6,504	82,669	39,073	216,814	1,598,315	116.18	13,757	67,935
129 Sonora Mexican Conference	1,254,005	100.07	60,097	4.80	5,409	87,780	19,965	180,290	1,607,546	128.29	12,531	56,491
130 South Baja California Mission	200,521	92.75	10,598	4.90	954	8,021	3,351	31,793	255,238	118.06	2,162	9,962
131 West Mexican Conference	1,178,648	84.60	65,115	4.67	5,860	82,505	27,776	195,344	1,555,248	111.63	13,932	61,208
Totals	16,074,607	102.91	910,927	5.83	81,984	1,100,410	323,692	2,732,775	21,224,395	135.88	156,197	856,270
132 PANAMA UNION MISSION	70,969	4,968	75,937
133 Atlantic Panama Conference	543,588	46.95	47,324	4.09	4,259	38,051	2,610	141,973	777,805	67.18	11,578	44,485
134 Bocas del Toro Mission	412,062	96.46	42,670	9.99	3,840	16,482	...	128,011	603,065	141.17	4,272	40,110
135 Central Panama Conference	923,963	61.84	71,422	4.78	6,428	64,677	8,712	214,265	1,289,467	86.30	14,942	67,136
136 Metropolitan Panama Conference	1,822,564	73.25	141,784	5.70	12,761	127,579	18,399	425,351	2,548,438	102.43	24,880	133,277
137 Southeast Panama Mission	476,206	28.55	38,184	2.29	3,437	33,334	6,123	114,552	1,617,836	40.28	16,680	35,893
138 West Panama Conference	2,085,862	109.66	163,950	8.62	14,755	146,010	7,670	491,849	2,910,096	152.99	19,022	154,113
Totals	6,335,214	69.33	505,334	5.53	45,480	431,101	43,514	1,516,001	8,876,644	97.15	91,374	475,014
139 PUERTO RICAN UNION CONFERENCE	82,767	5,794	23,726	...	112,287
140 East Puerto Rico Conference	9,004,983	635.77	286,101	20.20	25,749	630,349	54,014	858,304	10,859,500	766.70	14,164	268,935
141 North Puerto Rico Conference	2,335,948	444.69	77,804	14.81	7,002	163,516	20,015	233,413	2,837,698	540.21	5,253	73,136
142 South Puerto Rico Conference	1,391,897	627.83	41,728	18.82	3,755	97,433	...	125,183	1,659,996	748.76	2,217	39,224
143 West Puerto Rico Conference	6,431,386	551.15	104,642	8.97	9,418	450,197	43,113	313,927	7,352,683	630.10	11,669	98,364
Totals	19,246,981	577.94	510,275	15.32	45,924	1,347,289	140,868	1,530,827	22,822,164	685.29	33,303	479,659
144 SOUTH CENTRAL AMERICAN UN MISS	96,640	6,765	103,405
145 Caribbean Costa Rica Mission	1,151,192	78.86	83,388	5.71	7,505	80,583	3,306	250,165	1,576,139	107.97	14,598	78,385
146 Central Nicaragua Mission	601,086	50.65	41,336	3.48	3,720	42,076	3,992	124,009	816,219	68.77	11,868	38,856
147 North Costa Rica Mission	1,628,764	131.59	89,749	7.25	8,077	114,014	12,761	269,248	2,122,613	171.48	12,378	84,365
148 Northwestern Nicaragua Mission	766,909	16.48	45,969	0.99	4,137	53,684	4,446	137,907	1,013,052	21.77	46,544	43,211
149 South Atlantic Nicaragua Mission	369,387	84.86	26,861	6.17	2,417	25,857	4,385	80,582	509,489	117.04	4,353	25,249
150 South-Central Costa Rica Conference	1,792,754	67.04	98,565	3.69	8,871	125,493	1,886	295,694	2,323,263	86.88	26,740	92,651
Totals	6,406,732	55.00	385,868	3.31	34,727	448,472	30,776	1,157,605	8,464,180	72.67	116,481	362,717
151 SOUTH COLOMBIAN UNION CONF	31,742	2,222	33,964
152 Central Colombian Conference	1,008,525	52.93	53,096	2.79	4,779	70,597	...	159,287	1,296,284	68.03	19,054	49,910
153 East Los Llanos Conference	1,137,758	58.21	65,382	3.35	5,884	79,643	...	196,146	1,484,813	75.97	19,545	61,459
154 Northwestern Bogota and Boyaca Mission	571,751	90.91	25,556	4.06	2,300	40,023	...	76,668	716,298	113.90	6,289	24,023
155 Pacific Colombian Conference	1,329,891	66.72	56,380	2.83	5,074	93,092	...	169,140	1,653,577	82.97	19,931	52,997
156 South Andean Mission	578,952	55.67	35,050	3.37	3,155	40,527	...	105,150	762,334	73.36	10,399	32,947
157 South Bogota Conference	729,460	40.11	35,594	1.96	3,203	51,062	...	106,782	926,101	50.92	18,188	33,458
158 South Colombian Conference	1,286,897	43.42	69,156	2.33	6,224	90,083	...	207,467	1,659,827	56.00	29,639	65,006
159 South Pacific Mission	493,164	46.26	21,875	2.05	1,969	34,521	...	65,624	617,153	57.89	10,660	20,562
160 Upper Magdalena Conference	1,464,279	59.56	55,346	2.25	4,981	102,500	...	166,037	1,793,143	72.93	24,586	52,025
Totals	8,632,419	54.54	417,435	2.64	37,569	604,270	...	1,252,301	10,943,994	69.14	158,291	392,387
161 SOUTHEAST MEXICAN UNION MISSION	54,603	3,822	58,425
162 Campeche Mission	1,081,543	110.46	73,411	7.50	6,607	75,708	25,217	220,233	1,482,719	151.44	9,791	69,006
163 Central Tabasco Conference	1,947,997	122.06	122,900	7.70	11,061	136,360	41,313	368,701	2,628,332	164.69	15,959	115,526
164 East Tabasco Mission	742,548	118.69	54,999	8.79	4,950	51,978	10,465	164,996	1,029,936	164.63	6,256	51,699
165 Mayab Conference	1,456,255	105.11	89,297	6.45	8,037	101,938	18,119	267,892	1,941,538	140.14	13,854	83,939
166 North Quintana Roo Conference	1,433,719	146.48	103,774	10.60	9,340	100,360	10,462	311,321	1,968,976	201.16	9,788	97,547
167 South Quintana Roo Mission	1,038,763	128.58	82,273	10.18	7,405	72,713	8,703	246,818	1,456,675	180.30	8,079	77,336
168 South Tabasco Conference	1,334,985	95.42	84,276	6.02	7,585	93,449	11,097	252,827	1,784,219	127.54	13,990	79,219
Totals	9,090,413	116.97	610,930	7.86	54,985	636,328	125,376	1,832,788	12,350,820	158.92	77,717	574,272
169 WEST VENEZUELA UNION MISSION	86,635	...	65	...	6	6,065	...	195	92,966	61
170 Central Andean Venezuela Mission	25,881	2.42	1,678	0.16	151	1,812	...	5,035	34,557	3.23	10,693	1,578
171 East Andean Venezuela Mission	33,252	2.35	1,899	0.13	171	2,328	...	5,697	43,347	3.06	14,161	1,785
172 North Central Venezuela Conference	50,893	2.70	3,925	0.21	353	3,563	...	11,774	70,508	3.74	18,863	3,689
173 Northwestern Venezuela Mission	43,128	4.54	1,657	0.17	149	3,019	...	4,972	52,925	5.57	9,507	1,558
174 Portuguese Venezuela Mission	46,495	3.20	3,587	0.25	323	3,255	...	10,761	64,421	4.44	14,519	3,372
175 Southwest Venezuela Conference	108,528	4.55	8,991	0.38	809	7,597	...	26,974	152,899	6.41	23,862	8,452
176 West Central Venezuela Conference	110,724	4.53	6,347	0.26	571	7,751	...	19,042	144,435	5.91	24,438	5,967
177 West Los Llanos Venezuela Conference	51,117	3.48	2,483	0.17	223	3,578	...	7,449	64,850	4.42	14,682	2,334
178 West Venezuela Conference	109,834	3.78	5,012	0.17	451	7,688	...	15,035	138,020	4.75	29,071	4,711
179 Yaracuy Venezuela Mission	33,601	2.39	2,509	0.18	226	2,352	...	7,526	46,214	3.29	14,038	2,358
Totals	700,088	4.03	38,153	0.22	3,433	49,008	...	114,460	905,142	5.21	173,834	35,865
180 INTER-AMERICAN DIVISION	1,485,086	...	8,930	...	804	26,790	1,521,610	...	145	8,394
181 Atlantic Caribbean Union Mission	10,420,943	330.02	453,038	14.35	40,774	729,466	58,797	1,359,113	13,062,131	413.66	31,577	425,855
182 Belize Union Mission	1,593,518	33.87	57,129	1.21	5,142	111,546	31,785	171,386	1,970,506	41.89	47,043	53,701

STATISTICAL REPORT FOR 2020

Conference or Mission	Tithe and Offerings										Per Capita Basis	
1	7	8	9	10	11	12a	12b	13	14a	14b	Membership Basis for Per Capita Calculations June 30, 2019	17
Conference or Mission	Tithe	Tithe Per Capita	World Mission Fund, Including Sabbath School	World Mission Fund Per Capita	Other General Conference Funds	Intradivision Funds	Ingathering Funds	Local Church Funds	Total Tithe and Offerings	Total Tithe and Offerings Per Capita	Membership Basis for Per Capita Calculations June 30, 2019	Sabbath School Mission Offerings
	US\$	US\$	US\$	US\$	US\$	US\$	US\$	US\$	US\$	US\$	US\$	US\$
INTER-AMERICAN DIVISION (CONT'D)												
183 Caribbean Union Conference	35,791,060	143.75	1,515,559	6.09	136,400	2,958,901	645,173	4,546,678	45,593,771	183.12	248,979	1,424,628
184 Central Mexican Union Mission	4,871,606	55.47	252,307	2.87	22,708	339,854	24,868	756,922	6,268,265	71.37	87,829	237,169
185 Chiapas Mexican Union Conference	15,535,602	61.63	1,184,356	4.70	106,593	1,054,982	(299,046)	3,553,067	21,135,554	83.85	252,071	1,113,294
186 Cuban Union Conference												
187 Dominican Union Conference	14,154,662	40.01	1,128,083	3.19	101,527	990,825	43,508	3,384,244	19,802,849	55.98	353,763	1,060,397
188 Dutch Caribbean Union Mission	2,459,605	251.03	124,234	12.68	11,181	167,213		372,700	3,134,933	319.96	9,798	116,780
189 East Venezuela Union Mission	540,783	2.95	41,375	0.23	3,724	37,042	2,268	124,129	749,321	4.08	183,451	38,893
190 El Salvador Union Mission	4,766,887	24.35	273,934	1.40	24,655	333,683		821,802	6,220,961	31.77	195,792	257,498
191 French Antilles-Guiana Union Conference	10,958,530	372.26	498,297	16.93	44,847	767,098		1,494,891	13,763,663	467.55	29,438	468,400
192 Guatemala Union Mission	9,232,034	39.08	566,572	2.40	50,990	646,241	222,049	1,699,719	12,417,605	52.57	236,216	532,578
193 Haitian Union Mission	5,440,236	11.32	503,543	1.05	45,319	380,817	460	1,510,628	7,881,003	16.40	480,496	473,330
194 Honduras Union Mission	4,319,457	42.34	194,417	1.91	17,497	302,362	32,867	583,250	5,449,850	53.43	102,008	182,751
195 Inter-Oceanic Mexican Union Conference	15,641,636	76.48	1,078,110	5.27	97,030	1,094,916	177,358	3,234,331	21,323,381	104.27	204,506	1,013,423
196 Jamaica Union Conference	19,705,872	61.76	625,113	1.96	56,260	1,379,410	195,955	1,875,338	23,837,948	74.71	319,066	587,605
197 North Colombian Union Conference	11,263,587	88.11	594,119	4.65	53,471	788,450		1,782,356	14,481,983	113.28	127,840	558,471
198 North Mexican Union Conference	16,074,607	102.91	910,927	5.83	81,984	1,100,410	323,692	2,732,775	21,224,395	135.88	156,197	856,270
199 Panama Union Mission	6,335,214	69.33	505,334	5.53	45,480	431,101	43,514	1,516,001	8,876,644	97.15	91,374	475,014
200 Puerto Rican Union Conference	19,246,981	577.94	510,275	15.32	45,924	1,347,289	140,868	1,530,827	22,822,164	685.29	33,303	479,659
201 South Central American Union Mission	6,406,732	55.00	385,868	3.31	34,727	488,472	30,776	1,157,605	8,464,180	72.67	116,481	362,717
202 South Colombian Union Conference	8,632,419	54.54	417,435	2.64	37,569	604,270		1,252,301	10,943,994	69.14	158,291	392,387
203 Southeast Mexican Union Mission	9,090,413	116.97	610,930	7.86	54,985	636,328	125,376	1,832,788	12,350,820	158.92	77,717	574,272
204 West Venezuela Union Mission	700,088	4.03	38,153	0.22	3,433	49,008		114,460	905,142	5.21	173,834	35,865
DIVISION TOTALS	234,667,558	63.13	12,478,038	3.36	1,123,024	16,699,684	1,800,268	37,434,101	304,202,673	81.84	3,717,215	11,729,351
INTER-EUROPEAN DIVISION												
1 AUSTRIAN UN OF CHURCHES CONF	8,584,155	2,012.23	593,628	139.15	33,621	536,269		1,592,613	11,340,286	2,658.29	4,266	364,965
2 BULGARIAN UN OF CHURCHES CONF	2,264,261	323.23	45,959	6.56					2,310,220	329.80	7,005	35,691
3 CZECHO-SLOVAKIAN UNION CONF			4,474						4,474			
4 Bohemian Conference	2,767,598	836.39	120,657	36.46	290				2,888,545	872.94	3,309	72,184
5 Moravia-Silesian Conference	3,025,179	721.31	196,215	46.78	2,136				3,223,530	768.61	4,194	103,066
6 Slovakian Conference	1,341,506	604.83	88,721	40.00	2,364				1,432,591	645.89	2,218	52,189
Totals	7,134,283	733.90	410,067	42.18	4,790				7,549,140	776.58	9,721	227,439
7 FRANCO-BELGIAN UNION CONFERENCE	60,049								60,049			
8 Belgian-Luxembourg Conference	1,862,747	648.59	56,399	19.64	2,974				1,922,120	669.26	2,872	54,080
9 North France Conference	9,546,213	887.36	175,670	16.33	22,582				9,744,465	905.79	10,758	169,323
10 South France Conference	5,021,169	1,025.78	92,852	18.97	3,188				5,117,209	1,045.40	4,895	81,970
Totals	16,490,178	890.16	324,921	17.54	28,744				16,843,843	909.25	18,525	305,373
11 ITALIAN UNION OF CHURCHES CONF	6,000,445	636.58	289,831	30.75	23,205	39,733		1,668,670	8,021,884	851.04	9,426	238,937
12 NORTH GERMAN UNION CONFERENCE												
13 Berlin-Central German Conference	8,508,691	1,237.45	322,999	46.97	41,369	132,801	88,635		9,094,495	1,322.64	6,876	171,051
14 Hansa Conference	3,199,580	1,223.08	142,980	54.66	23,281	46,027	118,017		3,529,885	1,349.34	2,616	77,690
15 Lower Saxonian Conference	4,477,683	1,278.97	235,661	67.31	15,671	68,123	247,844		5,044,982	1,441.01	3,501	124,842
16 Northern Rhenish-Westfalian Conference	8,168,052	1,326.20	534,055	86.71	27,837	101,540	159,069		8,990,553	1,459.74	6,159	307,715
Totals	24,354,006	1,271.62	1,235,695	64.52	108,158	348,491	613,565		26,659,915	1,392.02	19,152	681,298
17 PORTUGUESE UN OF CHURCHES CONF	6,900,024	708.71	205,883	21.15	23,271			995,851	8,125,029	834.53	9,736	90,130
18 ROMANIAN UNION CONFERENCE	245,032		37						245,069			
19 Banat Conference	2,375,489	361.07	140,941	21.42	9,339			206,751	2,732,520	415.34	6,579	84,553
20 Moldavia Conference	4,498,168	381.46	333,081	28.25	14,852			888,193	5,734,294	486.29	11,792	177,560
21 Muntenia Conference	7,073,411	400.19	391,203	22.13	21,685			1,112,913	8,599,212	486.52	17,675	212,780
22 North Transylvania Conference	2,394,774	318.07	144,076	19.14	11,055			594,948	3,144,853	417.70	7,529	94,994
23 Oltenia Conference	4,036,866	383.81	187,009	17.78	9,115			555,246	4,788,236	455.24	10,518	106,064
24 South Transylvania Conference	3,597,437	388.20	165,631	17.87	13,081			558,266	4,334,415	467.73	9,267	99,178
Totals	24,221,177	382.28	1,361,978	21.50	79,127			3,916,317	29,578,599	466.83	63,360	775,129
25 SOUTH GERMAN UNION CONFERENCE												
26 Baden-Wuerttemberg Conference	13,452,948	2,117.24	737,339	116.04	23,129	343,718	487,390		15,044,524	2,367.72	6,354	413,406
27 Bavarian Conference	7,527,956	1,654.50	402,009	88.35	32,461	257,000	60,386		8,279,812	1,819.74	4,550	252,151
28 Central Rhenish Conference	6,874,424	1,468.58	318,058	67.95	9,669	175,767	79,492		7,457,410	1,593.12	4,681	176,070
Totals	27,855,328	1,787.32	1,457,406	93.51	65,259	776,485	627,268		30,781,746	1,975.09	15,585	841,627
29 SPANISH UNION OF CHURCHES CONF	9,871,113	572.14	201,036	11.65	501	29,598		86,707	10,188,955	590.56	17,253	150,724
30 SWISS UNION CONFERENCE												
31 French-Italian Swiss Conference	4,005,930	1,811.82	176,850	79.99	29,164	125,362			4,337,306	1,961.69	2,211	134,562
32 German Swiss Conference	8,586,682	3,316.60	484,840	187.27	33,884	389,557	331		9,495,294	3,667.55	2,589	358,183
Totals	12,592,612	2,623.46	661,690	137.85	63,048	514,919	331		13,832,600	2,881.79	4,800	492,745

GENERAL STATISTICS BY DIVISIONS FOR 2020

Conference or Mission	Tithe and Offerings										Per Capita Basis	
	7	8	9	10	11	12a	12b	13	14a	14b	Membership Basis for Per Capita Calculations June 30, 2019	17
1	Tithe	Tithe Per Capita	World Mission Fund, Including Sabbath School	World Mission Fund Per Capita	Other General Conference Funds	Intradivision Funds	Ingathering Funds	Local Church Funds	Total Tithe and Offerings	Total Tithe and Offerings Per Capita		Sabbath School Mission Offerings
	US\$	US\$	US\$	US\$	US\$	US\$	US\$	US\$	US\$	US\$	US\$	US\$
INTER-EUROPEAN DIVISION (CONT'D)												
33 INTER-EUROPEAN DIVISION	16,714	...	1,190	17,904
34 Austrian Union of Churches Conference	8,584,155	2,012.23	593,628	139.15	33,621	536,269	...	1,592,613	11,340,286	2,658.29	4,266	364,965
35 Bulgarian Union of Churches Conference	2,264,261	323.23	45,959	6.56	2,310,220	329.80	7,005	35,691
36 Czecho-Slovakian Union Conference	7,134,283	733.90	410,067	42.18	4,790	7,549,140	776.58	9,721	227,439
37 Franco-Belgian Union Conference	16,490,178	890.16	324,921	17.54	28,744	16,843,843	909.25	18,525	305,373
38 Italian Union of Churches Conference	6,000,445	636.58	289,831	30.75	23,205	39,733	...	1,668,670	8,021,884	851.04	9,426	238,937
39 North German Union Conference	24,354,006	1,271.62	1,235,695	64.52	108,158	348,491	613,565	...	26,659,915	1,392.02	19,152	681,298
40 Portuguese Union of Churches Conference	6,900,024	708.71	205,883	21.15	23,271	995,851	8,125,029	834.53	9,736	90,130
41 Romanian Union Conference	24,221,177	382.28	1,361,978	21.50	79,127	3,916,317	29,578,599	466.83	63,360	775,129
42 South German Union Conference	27,855,328	1,787.32	1,457,406	93.51	65,259	776,485	627,268	...	30,781,746	1,975.09	15,585	841,627
43 Spanish Union of Churches Conference	9,871,113	572.14	201,036	11.65	501	29,598	...	86,707	10,188,955	590.56	17,253	150,724
44 Swiss Union Conference	12,592,612	2,623.46	661,690	137.85	63,048	514,919	331	...	13,832,600	2,881.79	4,800	492,745
DIVISION TOTALS	146,284,296	818.01	6,789,284	37.97	429,724	2,245,495	1,241,164	8,260,158	165,250,121	924.07	178,829	4,204,058
NORTH AMERICAN DIVISION												
1 ATLANTIC UNION CONFERENCE												
2 Bermuda Conference	4,578,594	1,156.21	57,932	14.63	25,777	11,563	11,274	...	4,685,140	1,183.12	3,960	50,987
3 Greater New York Conference	26,790,804	852.40	439,086	13.97	81,947	61,547	84,627	13,597,867	41,055,878	1,306.26	31,430	423,096
4 New York Conference	5,384,562	912.48	70,480	11.94	33,541	21,340	1,484	1,601,794	7,113,201	1,205.42	5,901	63,651
5 Northeastern Conference	44,915,976	751.42	409,892	6.86	66,765	48,773	57,101	13,141,939	58,640,446	981.02	59,775	405,642
6 Northern New England Conference	6,269,135	1,209.79	101,298	19.55	67,010	23,347	11,389	3,491,860	9,964,039	1,922.82	5,182	89,236
7 Southern New England Conference	19,277,974	994.68	198,959	10.27	91,519	60,242	8,825	11,071,767	30,709,286	1,584.50	19,381	190,926
Totals	107,217,045	853.44	1,277,647	10.17	366,559	226,812	174,700	42,905,227	152,167,990	1,211.25	125,629	1,223,538
8 CANADA, SDA CHURCH IN												
9 Alberta Conference	12,672,738	1,052.03	395,168	32.80	96,895	739,535	...	4,458,047	18,362,383	1,524.36	12,046	365,555
10 British Columbia Conference	10,926,201	968.03	363,239	32.18	94,634	1,097,892	...	6,114,381	18,596,347	1,647.59	11,287	337,924
11 Manitoba-Saskatchewan Conference	4,148,343	1,021.76	95,335	23.48	29,501	17,793	...	1,845,734	6,136,706	1,511.50	4,060	89,309
12 Maritime Conf of the SDA Church, Inc	1,697,346	1,018.20	56,676	34.00	9,193	3,906	...	885,285	2,652,406	1,591.13	1,667	51,126
13 Ontario Conference	26,206,279	768.15	379,043	11.11	79,296	402,577	...	15,014,194	42,081,389	1,233.48	34,116	354,748
14 Quebec Conference	5,714,251	663.75	114,245	13.27	5,442	66,470	...	2,598,069	8,498,477	987.16	8,609	105,633
15 SDA Church in Newfoundland & Labrador	641,430	1,272.68	9,494	18.84	1,972	862	...	141,789	795,547	1,578.47	504	8,225
Totals	62,006,588	857.76	1,413,200	19.55	316,933	2,329,035	...	31,057,499	97,123,255	1,343.54	72,289	1,312,520
16 COLUMBIA UNION CONFERENCE												
17 Allegheny East Conference	35,455,228	1,123.99	296,691	9.41	80,166	60,612	21,994	...	35,914,691	1,138.56	31,544	291,723
18 Allegheny West Conference	7,286,117	427.21	43,869	2.57	6,854	7,589	2,653	1,713,270	9,060,352	531.24	17,055	43,305
19 Chesapeake Conference	20,065,672	1,243.30	325,334	20.16	130,429	81,064	31,304	...	20,633,803	1,278.51	16,139	309,579
20 Mountain View Conference	3,586,409	1,613.32	65,664	29.54	12,179	15,451	...	1,238,957	4,918,660	2,212.62	2,223	61,066
21 New Jersey Conference of SDA, Inc.	12,631,844	742.66	205,706	12.09	48,452	37,635	10,832	5,608,436	18,542,905	1,090.18	17,009	194,560
22 Ohio Conference	13,062,741	1,084.31	184,240	15.29	100,155	56,875	21,635	3,492,464	16,918,110	1,404.34	12,047	168,712
23 Pennsylvania Conference	13,379,979	1,078.86	188,348	15.19	89,512	38,642	12,677	5,981,251	19,690,409	1,587.68	12,402	181,494
24 Potomac Conference	36,040,832	974.74	318,459	8.61	188,436	74,498	36,641	...	36,658,866	991.45	36,975	305,442
Totals	141,508,822	973.28	1,628,311	11.20	656,183	372,366	137,736	18,034,378	162,337,796	1,116.54	145,394	1,555,881
25 LAKE UNION CONFERENCE												
26 Illinois Conference	11,920,299	866.62	175,738	12.78	65,274	200,723	22,544	6,167,519	18,552,097	1,348.75	13,755	168,174
27 Indiana Conference	9,525,421	1,078.88	249,250	28.23	73,999	309,085	7,328	5,003,880	15,168,963	1,718.08	8,829	237,927
28 Lake Region Conference	11,084,115	352.86	69,560	2.21	30,807	88,800	37	3,907,783	15,181,102	483.29	31,412	66,713
29 Michigan Conference	36,804,859	1,377.84	1,115,143	41.75	246,634	2,031,830	49,570	17,518,237	57,766,273	2,162.56	26,712	1,039,930
30 Wisconsin Conference	7,738,294	996.30	262,131	33.75	40,617	498,534	3,392	3,193,373	11,736,341	1,511.05	7,767	250,651
Totals	77,072,988	871.13	1,871,822	21.16	457,331	3,128,972	82,871	35,790,792	118,404,776	1,338.29	88,475	1,763,395
31 MID-AMERICA UNION CONFERENCE												
32 Central States Conference	4,638,205	510.70	37,282	4.11	2,351	465	962	2,603,777	7,283,042	801.92	9,082	36,560
33 Dakota Conference	5,055,445	1,263.23	116,851	29.20	28,659	33,159	2,370	2,001,805	7,238,289	1,808.67	4,002	109,256
34 Iowa-Missouri Conference	10,743,335	903.56	255,341	21.48	51,642	64,035	16,065	5,992,834	17,123,252	1,440.14	11,890	233,518
35 Kansas-Nebraska Conference	12,363,789	1,063.46	232,750	20.02	123,395	57,076	3,775	6,536,388	19,317,173	1,661.55	11,626	209,082
36 Minnesota Conference	9,532,897	906.77	197,653	18.80	42,444	33,312	2,992	4,942,602	14,751,900	1,403.21	10,513	189,011
37 Rocky Mountain Conference	17,383,356	994.70	362,513	20.74	76,229	70,805	7,639	10,244,498	28,145,040	1,610.50	17,476	351,750
Totals	59,717,027	924.57	1,202,390	18.62	324,720	258,852	33,803	32,321,904	93,858,696	1,453.17	64,589	1,129,177
38 NORTH PACIFIC UNION CONFERENCE												
39 Alaska Conference	4,460,066	1,184.61	48,824	12.97	59,788	24,897	1,531	1,902,556	6,497,662	1,725.81	3,765	44,678
40 Idaho Conference of SDA, Inc	6,573,081	947.95	220,422	31.79	99,430	39,161	2,201	4,646,578	11,580,873	1,670.16	6,934	213,483
41 Montana Conference	5,195,639	1,289.88	103,947	25.81	44,854	36,668	1,673	2,480,752	7,863,533	1,952.22	4,028	89,721
42 Oregon Conference	35,476,289	963.74	597,764	16.24	235,994	152,175	13,428	19,666,497	56,142,147	1,525.15	36,811	577,114
43 Upper Columbia Conference	27,668,215	1,023.80	631,709	23.37	218,627	144,178	11,974	19,262,773	47,937,476	1,773.82	27,025	547,064
44 Washington Conference	21,954,156	922.79	283,623	11.92	168,545	91,838	8,656	418,948	22,925,766	963.63	23,791	266,772
Totals	101,327,446	989.97	1,886,289	18.43	827,238	488,917	39,463	48,378,104	152,947,457	1,494.30	102,354	1,738,832

STATISTICAL REPORT FOR 2020

Conference or Mission	Tithe and Offerings										Per Capita Basis	
1	7	8	9	10	11	12a	12b	13	14a	14b	Membership Basis	17
Conference or Mission	Tithe	Tithe Per Capita	World Mission Fund, Including Sabbath School	World Mission Fund Per Capita	Other General Conference Funds	Intradivision Funds	Ingathering Funds	Local Church Funds	Total Tithe and Offerings	Total Tithe and Offerings Per Capita	Membership Basis for Per Capita Calculations June 30, 2019	Sabbath School Mission Offerings
	US\$	US\$	US\$	US\$	US\$	US\$	US\$	US\$	US\$	US\$	US\$	US\$
NORTH AMERICAN DIVISION (CONT'D)												
45 PACIFIC UNION CONFERENCE												
46 Arizona Conference	15,389,213	743.73	243,420	11.76	92,923	55,817	6,540	11,815,623	27,603,536	1,334.02	20,692	234,681
47 Central California Conference of SDA	27,441,066	799.19	238,590	6.95	149,494	91,082	10,306	17,171,609	45,102,147	1,313.55	34,336	227,353
48 Hawaii Conference	5,679,960	902.73	114,176	18.15	19,584	16,801	3,878	5,834,399	927.27	6.292	110,909	
49 Nevada-Utah Conference	7,358,894	702.59	100,636	9.61	66,309	23,338	2,566	4,013,396	11,565,139	1,104.18	10,474	95,141
50 Northern California Conference of SDA	42,185,108	1,030.36	421,337	10.29	276,079	123,468	22,306	25,227,026	68,255,324	1,667.12	40,942	402,802
51 Southeastern California Conference	57,376,489	821.34	654,116	9.36	357,413	122,868	25,716	46,471,197	105,007,799	1,503.18	69,857	627,595
52 Southern California Conference	32,561,844	811.05	364,586	9.08	96,666	51,556	22,906	25,804,177	58,901,735	1,467.12	40,148	351,224
Totals	187,992,574	844.00	2,136,861	9.59	1,058,468	484,930	94,218	130,503,028	322,270,079	1,446.84	222,741	2,049,705
53 SOUTHERN UNION CONFERENCE												
54 Carolina Conference	26,222,728	1,092.80	545,524	22.73	131,784	114,215	30,090	14,551,609	41,595,950	1,733.45	23,996	503,422
55 Florida Conference	64,413,469	1,007.97	949,753	14.86	405,769	219,106	68,387	38,269,554	104,326,038	1,632.54	63,904	914,051
56 Georgia-Cumberland Conference	61,891,821	1,483.79	884,634	21.21	411,288	251,029	67,975	37,030,039	100,536,786	2,410.26	41,712	835,256
57 Gulf States Conference	12,475,142	959.63	255,637	19.66	74,040	79,988	6,371	12,891,178	991.63	13,000	242,983	
58 Kentucky-Tennessee Conference	18,102,182	1,156.39	257,269	16.43	89,162	84,726	15,010	8,088,086	26,636,435	1,701.57	15,654	242,448
59 South Atlantic Conference	25,275,272	504.26	247,570	4.94	59,936	45,781	10,067	3,499,686	29,138,312	581.34	50,123	216,970
60 South Central Conference	23,119,482	627.84	162,781	4.42	31,083	35,357	26,867	23,375,570	634.79	36,824	147,444	
61 Southeastern Conference	26,877,837	478.71	174,040	3.10	35,183	31,858	...	4,774,344	31,893,262	568.04	56,146	155,743
Totals	258,377,933	857.38	3,477,208	11.54	1,238,245	862,060	224,767	106,213,318	370,393,531	1,229.08	301,359	3,258,317
62 SOUTHWESTERN UNION CONFERENCE												
63 Arkansas-Louisiana Conference	12,719,699	948.03	214,785	16.01	76,261	54,008	35,562	45,596	13,145,911	979.80	13,417	204,194
64 Oklahoma Conference	8,416,405	972.10	185,720	21.45	24,933	35,085	6,435	4,492,108	13,160,686	1,520.06	8,658	175,387
65 Southwest Region Conference	12,363,194	455.94	71,782	2.65	28,377	26,992	5,724	7,549,041	20,045,110	1,739.54	27,116	66,498
66 Texas Conference	54,233,191	888.97	778,182	12.76	259,052	146,833	73,111	26,990,643	82,481,012	1,351.99	61,007	761,222
67 Texico Conference	7,520,663	628.77	142,103	11.88	35,543	24,960	12,926	4,742,122	12,478,317	1,043.25	11,961	136,113
Totals	95,253,152	779.75	1,392,572	11.40	424,166	287,878	133,758	43,819,510	141,311,036	1,156.78	122,159	1,343,414
68 ATTACHED FIELD												
69 Guam-Micronesia Mission	2,675,841	460.95	37,786	6.51	11,757	8,776	721	...	2,734,881	471.13	5,805	36,863
70 NORTH AMERICAN DIVISION	272,233	...	162,723	434,956	...	26	83,732
71 Atlantic Union Conference	107,217,045	853.44	1,277,647	10.17	366,559	226,812	174,700	42,905,227	152,167,990	1,211.25	125,629	1,223,538
72 Canada, SDA Church in	62,006,588	857.76	1,413,200	19.55	316,933	2,329,035	...	31,057,499	97,123,255	1,343.54	72,289	1,312,520
73 Columbia Union Conference	141,508,822	973.28	1,628,311	11.20	656,183	372,366	137,736	18,034,378	162,337,796	1,116.54	145,394	1,555,881
74 Lake Union Conference	77,072,988	871.13	1,871,822	21.16	457,331	3,128,972	82,871	35,790,792	118,404,776	1,338.29	88,475	1,763,395
75 Mid-America Union Conference	59,717,027	924.57	1,202,390	18.62	324,720	258,852	33,803	32,321,904	93,858,696	1,453.17	64,589	1,129,177
76 North Pacific Union Conference	101,327,446	989.97	1,886,289	18.43	827,238	488,917	39,463	48,378,104	152,947,457	1,494.30	102,354	1,738,832
77 Pacific Union Conference	187,992,574	844.00	2,136,861	9.59	1,058,468	484,930	94,218	130,503,028	322,270,079	1,446.84	222,741	2,049,705
78 Southern Union Conference	258,377,933	857.38	3,477,208	11.54	1,238,245	862,060	224,767	106,213,318	370,393,531	1,229.08	301,359	3,258,317
79 Southwestern Union Conference	95,253,152	779.75	1,392,572	11.40	424,166	287,878	133,758	43,819,510	141,311,036	1,156.78	122,159	1,343,414
80 Attached Field	2,675,841	460.95	37,786	6.51	11,757	8,776	721	...	2,734,881	471.13	5,805	36,863
DIVISION TOTALS	1,093,421,649	874.16	16,486,809	13.18	5,681,600	8,448,598	922,037	489,023,760	1,613,984,453	1,290.34	1,250,820	15,495,374
NORTHERN ASIA-PACIFIC DIVISION												
1 JAPAN UNION CONFERENCE	599,134	...	7,299	...	19	271,102	877,554	18
2 East Japan Conference	5,575,699	714.92	146,726	18.81	10	478,091	...	2,060,486	8,261,012	1,059.24	7,799	...
3 Okinawa Mission	1,021,035	498.31	28,032	13.68	...	92,498	...	579,320	1,720,885	839.87	2,049	...
4 West Japan Conference	2,908,367	569.82	87,154	17.08	57	258,255	...	1,065,961	4,319,794	846.35	5,104	59
Totals	10,104,235	675.78	269,211	18.01	86	1,099,946	...	3,705,767	15,179,245	1,015.20	14,952	77
5 KOREAN UNION CONFERENCE	4,071	4,071
6 East Central Korean Conference	17,811,389	216.98	238,495	2.91	...	341,045	24,248	7,502,862	25,918,039	315.73	82,088	...
7 Jeju Region	551,445	456.87	12,275	10.17	...	17,062	835	345,450	927,067	768.08	1,207	...
8 Middlewest Korean Conference	10,045,465	317.76	175,839	5.56	...	299,072	17,921	1,672,838	12,211,135	386.27	31,613	...
9 North Korean Mission
10 Southeast Korean Conference	8,229,627	239.16	119,844	3.48	...	170,856	11,210	4,482,641	13,014,178	378.21	34,410	...
11 Southwest Korean Conference	6,740,137	299.96	100,362	4.47	...	154,112	20,332	1,246,575	8,261,518	367.67	22,470	...
12 West Central Korean Conference	19,632,698	227.30	283,288	3.28	...	433,263	58,030	8,187,323	28,594,602	331.05	86,375	...
Totals	63,014,832	244.09	930,103	3.60	...	1,415,410	132,576	23,437,689	88,930,610	344.47	258,163	...
13 ATTACHED FIELDS												
14 Mongolia Mission	30,486	10.48	1,414	0.49	...	1,399	...	4,277	37,576	12.92	2,909	...
15 Taiwan Conference	2,796,431	410.39	59,621	8.75	14,902	89,849	...	1,430,741	4,391,544	644.49	6,814	39,768
Totals	2,826,917	290.75	61,035	6.28	14,902	91,248	...	1,435,018	4,429,120	455.53	9,723	39,768
16 NORTHERN ASIA-PACIFIC DIVISION
17 Japan Union Conference	10,104,235	675.78	269,211	18.01	86	1,099,946	...	3,705,767	15,179,245	1,015.20	14,952	77
18 Korean Union Conference	63,014,832	244.09	930,103	3.60	...	1,415,410	132,576	23,437,689	88,930,610	344.47	258,163	...
19 Attached Fields	2,826,917	290.75	61,035	6.28	14,902	91,248	...	1,435,018	4,429,120	455.53	9,723	39,768
DIVISION TOTALS	75,945,984	268.51	1,260,349	4.46	14,988	2,606,604	132,576	28,578,474	108,538,975	383.75	282,838	39,845

Note -- Chinese Union Mission is now attached field of the General Conference.

STATISTICAL REPORT FOR 2020

Conference or Mission	Tithe and Offerings										Per Capita Basis	
1	7	8	9	10	11	12a	12b	13	14a	14b	Membership Basis for Per Capita Calculations June 30, 2019	17
Conference or Mission	Tithe	Tithe Per Capita	World Mission Fund, Including Sabbath School	World Mission Fund Per Capita	Other General Conference Funds	Intradivision Funds	Ingathering Funds	Local Church Funds	Total Tithe and Offerings	Total Tithe and Offerings Per Capita	Membership Basis for Per Capita Calculations June 30, 2019	Sabbath School Mission Offerings
	US\$	US\$	US\$	US\$	US\$	US\$	US\$	US\$	US\$	US\$	US\$	US\$
SOUTH AMERICAN DIVISION (CONT'D)												
NORTHEAST BRAZIL UNION MISSION (CONT'D)												
58 Northeast Brazil Mission	5,251,023	131.71	270,941	6.80	5,288	286,351	50	1,390,813	7,204,466	180.71	39,868	270,693
59 Pernambuco Conference	4,650,560	141.94	250,312	7.64	4,698	324,499	7	1,153,757	6,383,833	194.84	32,764	250,202
60 Piaui Mission	2,403,827	133.81	135,144	7.52	2,633	165,849	...	565,527	3,272,980	182.19	17,965	134,852
Totals	26,182,673	125.87	1,388,739	6.68	32,421	1,583,275	632	6,740,530	35,928,270	172.72	208,017	1,386,787
NORTHWEST BRAZIL UNION MISSION												
62 Amazonas-Roraima Conference	7,915,053	114.35	355,467	5.14	12,718	435,888	65	2,018,803	10,737,994	155.13	69,219	355,198
63 Central Amazon Conference	6,352,710	129.51	237,851	4.85	7,946	255,855	267	2,544,907	9,399,536	191.62	49,052	237,737
64 South Rondonia Conference	4,520,102	229.41	199,937	10.15	19,268	227,552	14	1,102,680	6,069,553	308.05	19,703	199,195
65 West Amazon Conference	5,530,509	155.11	279,546	7.84	17,953	305,590	780	1,429,696	7,564,074	212.14	35,656	279,207
Totals	24,318,374	140.06	1,072,801	6.18	57,885	1,224,885	1,126	7,096,086	33,771,157	194.50	173,630	1,071,337
66 PARAGUAY UNION OF CHURCHES MISS.	1,775,695	141.11	84,699	6.73	2,031	100,244	...	477,733	2,440,402	193.93	12,584	84,680
SOUTH BRAZIL UNION CONFERENCE												
68 Central Parana Conference	6,638,136	285.83	287,799	12.39	11,649	326,106	5,380	1,594,015	8,863,085	381.63	23,224	287,392
69 Central Rio Grande do Sul Conference	5,048,310	290.87	186,340	10.74	10,259	212,196	31,423	1,102,678	6,591,206	379.77	17,356	186,004
70 North Parana Conference	6,460,741	287.16	235,196	10.45	9,165	269,167	13,633	1,492,795	8,480,697	376.94	22,499	234,823
71 North Rio Grande do Sul Conference	5,110,633	242.43	192,502	9.13	9,240	225,649	12,130	1,009,611	6,559,765	311.17	21,081	192,329
72 North Santa Catarina Conference	6,409,513	403.98	233,987	14.75	16,736	262,279	32,074	1,350,624	8,305,213	523.46	15,866	233,511
73 Rio Grande do Sul Conference	4,587,360	251.71	205,078	11.25	6,204	254,125	5,945	966,936	6,025,648	330.63	18,225	205,050
74 Santa Catarina Conference	6,841,977	331.03	305,131	14.76	14,715	344,141	26,927	1,800,097	9,332,988	451.55	20,669	304,664
75 South Parana Conference	6,289,715	335.65	246,107	13.13	10,615	326,233	9,861	1,284,023	8,166,554	435.81	18,739	245,522
76 West Parana Conference	4,632,862	309.68	171,584	11.47	5,438	209,153	8,301	1,142,630	6,169,968	412.43	14,960	171,546
Totals	52,019,247	301.35	2,063,724	11.96	94,021	2,429,049	145,674	11,743,409	68,495,124	396.80	172,619	2,060,841
SOUTH PERU UNION MISSION												
78 Central Andina Mission	1,501,851	73.05	35,640	1.73	50	36,967	448	190,015	1,764,971	85.85	20,559	35,634
79 Central Peru Conference	3,999,650	265.48	109,440	7.26	2,234	123,978	51	645,514	4,880,867	323.97	15,066	109,392
80 Central South Peru Mission	1,706,240	98.40	57,526	3.32	1	58,032	532	370,654	2,192,985	126.47	17,340	57,526
81 East Peru Mission	1,953,039	75.73	64,620	2.51	174	66,271	560	337,626	2,422,290	93.92	25,791	64,584
82 Lake Titicaca Mission	2,497,692	55.95	84,206	1.89	68	91,782	864	343,010	3,017,622	67.59	44,645	84,131
83 South Peru Mission	2,825,021	81.21	84,864	2.44	397	92,633	2,272	451,367	3,456,554	99.36	34,787	84,850
84 Southeast Peru Mission	1,630,344	48.77	42,598	1.27	544	47,134	55	218,594	1,939,269	58.01	33,430	42,580
Totals	16,113,837	84.09	478,894	2.50	3,468	516,797	4,782	2,556,780	19,674,558	102.68	191,618	478,697
SOUTHEAST BRAZIL UNION CONF.												
86 Central Minas Conference	5,191,112	246.30	184,376	8.75	10,175	219,292	49	1,131,863	6,736,867	319.65	21,076	184,191
87 East Minas Conference	3,920,674	191.29	135,429	6.61	1,811	169,716	...	1,039,012	5,266,642	256.96	20,496	135,418
88 Espirito Santo Conference	6,074,608	218.47	205,452	7.39	9,891	239,583	5	1,349,903	7,879,442	283.38	27,805	204,831
89 North Minas Mission	2,434,651	156.68	129,675	8.35	3,091	139,357	...	654,336	3,361,110	216.30	15,539	129,477
90 Rio de Janeiro Conference	4,826,418	280.49	183,134	10.64	15,397	205,420	30	1,066,478	6,296,877	365.95	17,207	182,982
91 Rio Fluminense Conference	5,110,091	242.79	193,387	9.19	15,143	219,204	31	1,208,470	6,746,326	320.54	21,047	193,211
92 South Espirito Santo Conference	5,538,290	194.52	189,702	6.66	11,052	211,729	126	1,288,542	7,239,441	254.27	28,472	189,416
93 South Minas Conference	4,726,818	189.79	151,585	6.09	6,106	191,758	170	1,113,768	6,190,205	248.54	24,906	151,505
94 South Rio Conference	6,406,238	226.19	271,480	9.59	13,362	293,238	2,753	1,611,822	8,598,893	303.60	28,323	271,163
95 West Minas Mission	2,442,274	206.01	98,972	8.35	4,919	110,049	14	590,543	3,246,771	273.87	11,855	98,972
Totals	46,671,174	215.35	1,743,192	8.04	90,947	1,999,346	3,178	11,054,737	61,562,574	284.06	216,726	1,741,166
96 URUGUAY UNION OF CHURCHES MISS.	1,935,564	262.52	42,643	5.78	4,181	59,090	...	369,163	2,410,641	326.96	7,373	42,635
WEST CENTRAL BRAZIL UNION MISS												
98 Central Brazil Conference	7,112,287	256.72	332,781	12.01	11,698	374,888	197	2,455,942	10,287,793	371.35	27,704	332,514
99 Central Planalto Conference	9,317,477	284.53	245,049	7.48	16,239	286,128	86	2,480,862	12,345,841	377.01	32,747	244,203
100 East Mato Grosso Conference	4,765,521	323.44	210,255	14.27	12,312	235,896	229	1,344,914	6,569,127	445.85	14,734	209,527
101 South Mato Grosso Conference	6,440,753	289.36	257,347	11.56	10,240	297,928	10	1,507,276	8,513,554	382.48	22,259	257,260
102 Tocantins Mission	2,937,617	209.29	146,506	10.44	12,281	158,543	...	823,391	4,078,338	290.56	14,036	146,342
103 West Mato Grosso Mission	5,213,387	282.55	256,236	13.89	9,346	280,366	92	1,387,528	7,146,955	387.35	18,451	255,409
Totals	35,787,042	275.43	1,448,174	11.15	72,116	1,633,749	614	9,999,913	48,941,608	376.67	129,931	1,445,255
104 ATTACHED FIELD												
105 Falkland Islands (Malvinas) Field Station	4,808	686.86	102	14.57	...	407	5,317	759.57	7	102
106 SOUTH AMERICAN DIVISION												
107 Argentina Union Conference	11,179,678	94.03	238,309	2.00	20,785	338,977	279	2,383,528	14,161,556	119.11	118,896	237,368
108 Bolivia Union Mission	9,521,812	77.27	446,804	3.63	10,279	514,334	2	2,182,953	12,676,184	102.87	123,231	446,658
109 Central Brazil Union Conference	66,207,478	239.56	2,119,122	7.67	110,908	2,405,272	52,407	16,328,197	87,223,384	315.60	276,376	2,114,717
110 Chile Union Mission	21,449,278	205.40	619,140	5.93	54,272	887,914	4,344	3,742,240	26,757,188	256.23	104,428	618,080
111 East Brazil Union Mission	30,616,808	144.72	1,623,205	7.67	52,459	1,919,527	25	8,053,653	42,265,677	199.78	211,564	1,621,880
112 Ecuador Union Mission	5,145,567	90.63	247,803	4.36	7,082	304,050	2,010	1,405,250	7,111,762	125.27	56,773	247,328
113 North Brazil Union Mission	35,784,974	116.52	1,852,613	6.03	55,841	2,167,943	63	9,448,486	49,309,920	160.56	307,113	1,851,366
114 North Peru Union Mission	18,488,522	88.48	566,380	2.71	5,102	650,245	7,581	3,643,712	23,361,542	111.80	208,965	565,987
115 Northeast Brazil Union Mission	26,182,673	125.87	1,388,739	6.68	32,421	1,583,275	632	6,740,530	35,928,270	172.72	208,017	1,386,787
116 Northwest Brazil Union Mission	24,318,374	140.06	1,072,801	6.18	57,885	1,224,885	1,126	7,096,086	33,771,157	194.50	173,630	1,071,337
117 Paraguay Union of Churches Mission	1,775,695	141.11	84,699	6.73	2,031	100,244	...	477,733	2,440,402	193.93	12,584	84,680

STATISTICAL REPORT FOR 2020

Conference or Mission	Tithe and Offerings										Per Capita Basis		
	7	8	9	10	11	12a	12b	13	14a	14b	Basis		17
Conference or Mission	Tithe	Tithe Per Capita	World Mission Fund, including Sabbath School	World Mission Fund Per Capita	Other General Conference Funds	Intradivision Funds	Ingathering Funds	Local Church Funds	Total Tithe and Offerings	Total Tithe and Offerings Per Capita	Membership Basis for Per Capita Calculations	June 30, 2019	Sabbath School Mission Offerings
	US\$	US\$	US\$	US\$	US\$	US\$	US\$	US\$	US\$	US\$	US\$	US\$	US\$

SOUTHERN AFRICA-INDIAN OCEAN DIVISION (CONT'D)

INDIAN OCEAN UNION CONFERENCE (CONT'D)													
8	Mayotte Field Station	14,089	119.40			686	1,030		1,716	17,521	148.48	118	
9	North Malagasy Conference	544,478	12.88			40,303	60,455		100,758	745,994	17.64	42,289	
10	North West Malagasy Conference	313,059	14.24			24,006	36,008		60,014	433,087	19.70	21,985	
11	Reunion Conference*	899,072	692.13			40,339	60,509		100,849	1,100,769	847.40	1,299	
12	Seychelles Mission	370,884	336.25			18,483	27,725		46,208	463,300	420.04	1,103	
13	South East Malagasy Conference	240,503	11.42			10,662	15,993		26,655	293,813	13.95	21,056	
14	South West Malagasy Conference	141,287	14.09			3,057	4,585		7,642	156,571	15.62	10,025	
	Totals	5,515,896	31.56			282,999	424,502		707,502	6,930,899	39.66	174,749	
	<i>*Reunion Island has blocked currency.</i>												
MALAWI UNION CONFERENCE													
15	Central Malawi Conference	34,689								34,689			
16	North Malawi Conference	2,683,156	27.13			94,722	142,082		236,804	3,156,764	31.92	98,905	
17	South Malawi Conference	671,189	6.63			35,842	53,763		89,605	850,399	8.40	101,211	
18	South Malawi Conference	3,132,842	8.06			142,495	213,742		356,237	3,845,316	9.90	388,450	
	Totals	6,521,876	11.08			273,059	409,587		682,646	7,887,168	13.40	588,566	
MOZAMBIQUE UNION MISSION													
19	Central Mission	5,869								5,869			
20	North Mission	358,393	3.99			19,150	28,724		47,874	454,141	5.06	89,794	
21	North-East Mission	136,856	0.59			19,586	29,379		48,965	234,786	1.01	231,767	
22	South Mission	98,271	6.12			10,087	15,130		25,217	148,705	9.26	16,067	
23	South Mission	381,175	11.82			22,843	34,265		57,108	495,391	15.36	32,248	
	Totals	980,564	2.65			71,666	107,498		179,164	1,338,892	3.62	369,876	
NORTH-EASTERN ANGOLA UNION MISS.													
24	Angola East Mission	1,298								1,298			
25	Angola North Mission	239,579	3.95			11,441	17,162		28,603	296,785	4.89	60,664	
26	Angola North-Eastern Mission	1,019,239	14.30			46,648	69,972		116,620	1,252,479	17.58	71,256	
27	Angola South Luanda and Cabinda Mission	258,178	6.38			15,015	22,523		37,538	333,254	8.24	40,439	
28	Angola South Luanda and Cabinda Mission	1,043,455	14.66			56,209	84,314		140,523	1,324,501	18.61	71,187	
	Totals	2,561,749	10.52			129,313	193,971		323,284	3,208,317	13.17	243,546	
NORTHERN ZAMBIA UNION CONF													
29	Copperbelt Zambia Conference	1,462,762	8.46			110,270	165,405		275,676	2,014,113	11.64	172,983	
30	Luapula Zambia Conference	358,622	4.74			13,019	19,529		32,548	423,718	5.60	75,694	
31	Midlands East Zambia Conference	971,749	9.99			79,277	118,916		198,194	1,368,136	14.06	97,277	
32	Midlands West Zambia Conference	1,040,457	8.32			97,980	146,969		244,949	1,530,355	12.24	125,030	
33	North Zambia Field	411,379	4.36			37,525	56,288		93,813	599,005	6.35	94,357	
34	Northwest Zambia Conference	340,099	8.24			19,337	29,006		48,343	436,785	10.58	41,290	
35	Northwest Zambia Conference	340,099	8.24			19,337	29,006		48,343	436,785	10.58	41,290	
	Totals	4,585,068	7.56			357,408	536,113		893,523	6,372,112	10.50	606,631	
SOUTHERN AFRICA UNION CONF													
36	Cape Conference	7,913,397	175.79			105,232	157,849		263,081	8,439,559	187.48	45,016	
37	KwaZulu Natal-Free State Conference	3,554,640	182.88			76,085	114,128		190,213	3,935,066	202.45	19,437	
38	Lesotho Conference	275,560	26.80			5,815	8,723		14,538	304,636	29.63	10,283	
39	Namibia North Conference	622,181	37.27			27,909	41,864		69,773	761,727	45.62	16,696	
40	Namibia South Conference	8,137,137	1,309.48			87,137	130,705		217,841	8,572,820	1,379.60	6,214	
41	Northern Conference	1,202,201	56.40			26,696	40,044		66,740	1,335,681	62.67	21,314	
42	Swaziland Conference	573,836	62.63			24,392	36,588		60,979	695,795	75.94	9,163	
43	Trans-Orange Conference	8,149,358	142.25			49,794	74,691		124,485	8,398,328	146.60	57,288	
44	Trans-Orange Conference	8,149,358	142.25			49,794	74,691		124,485	8,398,328	146.60	57,288	
	Totals	30,428,310	164.11			403,060	604,592		1,007,650	32,443,612	174.98	185,411	
SOUTHERN ZAMBIA UNION CONF													
45	East Zambia Field	270,662	7.35			10,884	16,327		27,211	325,084	8.83	36,801	
46	Lusaka Conference	1,213,742	8.76			88,089	132,133		220,222	1,654,186	11.94	138,490	
47	South Zambia Conference	1,437,952	3.58			116,794	175,191		291,985	2,021,922	5.04	401,284	
48	West Zambia Field	342,210	3.40			19,093	28,640		47,733	437,676	4.35	100,517	
49	Woodlands Conference	1,257,637	24.00			59,247	88,870		148,117	1,553,871	29.65	52,401	
50	Woodlands Conference	1,257,637	24.00			59,247	88,870		148,117	1,553,871	29.65	52,401	
	Totals	4,522,203	6.20			294,107	441,161		735,268	5,992,739	8.21	729,493	
SOUTH-WESTERN ANGOLA UNION MISS													
51	Central Association Mission	1,390,531	7.96			84,158	126,237		210,394	1,811,320	10.37	174,678	
52	South Association Mission	576,545	5.88			41,435	62,152		103,587	783,719	7.99	98,086	
53	South Association Mission	576,545	5.88			41,435	62,152		103,587	783,719	7.99	98,086	
	Totals	1,967,076	7.21			125,593	188,389		313,981	2,595,039	9.51	272,764	
ZIMBABWE CENTRAL UNION CONF													
54	Central Zimbabwe Conference	490,280	3.12			29,429	44,144		73,573	637,426	4.05	157,386	
55	North-West Zimbabwe Conference	410,222	2.60			35,573	53,360		88,934	588,089	3.73	157,772	
56	North-West Zimbabwe Conference	410,222	2.60			35,573	53,360		88,934	588,089	3.73	157,772	
	Totals	900,502	2.86			65,002	97,504		162,507	1,225,515	3.89	315,158	
ZIMBABWE EAST UNION CONF													
57	East Zimbabwe Conference	1,662				116	174		289	2,241			
58	East Zimbabwe Conference	1,353,074	6.92			40,276	60,414		100,690	1,554,454	7.95	195,500	
59	North Zimbabwe Conference	1,132,763	6.86			37,221	55,832		93,053	1,318,869	7.98	165,230	
	Totals	2,487,499	6.90			77,613	116,420		194,032	2,875,564	7.97	360,730	

GENERAL STATISTICS BY DIVISIONS FOR 2020

Conference or Mission	Tithe and Offerings										Per Capita Basis	
	7	8	9	10	11	12a	12b	13	14a	14b	Membership Basis for Per Capita Calculations June 30, 2019	17
1	Tithe	Tithe Per Capita	World Mission Fund, Including Sabbath School	World Mission Fund Per Capita	Other General Conference Funds	Intradivision Funds	Ingathering Funds	Local Church Funds	Total Tithe and Offerings	Total Tithe and Offerings Per Capita		Sabbath School Mission Offerings
	US\$	US\$	US\$	US\$	US\$	US\$	US\$	US\$	US\$	US\$	US\$	US\$
SOUTHERN AFRICA-INDIAN OCEAN DIVISION (CONT'D)												
60 ZIMBABWE WEST UNION CONF	8,061	39	58	...	97	8,255
61 South Zimbabwe Conference	468,593	4.10	29,000	43,500	...	72,501	613,594	5.37	114,174	...
62 West Zimbabwe Conference	503,601	2.80	41,009	61,513	...	102,522	708,645	3.94	179,677	...
Totals	980,255	3.34	70,048	105,071	...	175,120	1,330,494	4.53	293,851	...
63 ATTACHED FIELD												
64 Sao Tome and Principe Mission	290,957	42.85	16,823	25,234	...	42,057	375,071	55.24	6,790	...
65 SOUTHERN AFRICA-INDIAN OCEAN DIV ..	116,532	466	699	...	1,165	118,862
66 Botswana Union Conference	2,778,793	58.94	90,053	135,080	...	225,132	3,229,058	68.49	47,147	...
67 Indian Ocean Union Conference	5,515,896	31.56	282,999	424,502	...	707,502	6,930,899	39.66	174,749	...
68 Malawi Union Conference	6,521,876	11.08	273,059	409,587	...	682,646	7,887,168	13.40	588,566	...
69 Mozambique Union Mission	980,564	2.65	71,666	107,498	...	179,164	1,338,892	3.62	369,876	...
70 North-Eastern Angola Union Mission ..	2,561,749	10.52	129,313	193,971	...	323,284	3,208,317	13.17	243,546	...
71 Northern Zambia Union Conference	4,585,068	7.56	357,408	536,113	...	893,523	6,372,112	10.50	606,631	...
72 Southern Africa Union Conference	30,428,310	164.11	403,060	604,592	...	1,007,650	32,443,612	174.98	185,411	...
73 Southern Zambia Union Conference	4,522,203	6.20	294,107	441,161	...	735,268	5,992,739	8.21	729,493	...
74 South-Western Angola Union Mission	1,967,076	7.21	125,593	188,389	...	313,981	2,595,039	9.51	272,764	...
75 Zimbabwe Central Union Conference	900,502	2.86	65,002	97,504	...	162,507	1,225,515	3.89	315,158	...
76 Zimbabwe East Union Conference	2,487,499	6.90	77,613	116,420	...	194,032	2,875,564	7.97	360,730	...
77 Zimbabwe West Union Conference	980,255	3.34	70,048	105,071	...	175,120	1,330,494	4.53	293,851	...
78 Attached Field	290,957	42.85	16,823	25,234	...	42,057	375,071	55.24	6,790	...
DIVISION TOTALS	64,637,280	15.41	2,257,210	3,385,821	...	5,643,031	75,923,342	18.10	4,194,712	...
Note—The following unions have blocked currency: North-Eastern Angola, South-Western Angola, Zimbabwe Central, Zimbabwe East, and Zimbabwe West.												
SOUTHERN ASIA DIVISION												
1 EAST-CENTRAL INDIA UNION SECTION	34,993	...	34,993
2 Adilabad Region	8,845	...
3 East Telangana Section	79,047	2.31	75	...	11	37	79,170	2.31	34,230	64
4 Guntur Section	119,074	2.78	120	...	17	60	119,271	2.78	42,909	103
5 Hyderabad Metro Section	128,861	29.23	1,300	0.29	186	650	130,997	29.72	4,408	1,114
6 North Andhra Section	245,057	2.09	1,360	0.01	194	680	247,291	2.11	117,363	1,166
7 North Orissa Region	26,705	6.87	17	...	2	9	26,733	6.87	3,890	15
8 North Rayalaseema Section	54,443	1.17	181	...	26	91	54,741	1.17	46,595	155
9 Northeast Andhra Section	46,819	1.22	800	0.02	114	400	48,133	1.25	38,498	686
10 Orissa Section	44,988	1.67	310	0.01	44	155	45,497	1.69	26,982	266
11 South Andhra Section	262,088	3.32	4,097	0.05	585	2,049	268,819	3.40	78,966	3,512
12 South Rayalaseema Section	49,227	1.18	132	...	19	66	49,444	1.18	41,761	113
13 Southeast Andhra Section	153,622	3.09	310	0.01	44	155	154,131	3.10	49,766	266
14 Vishaka Metro Section	52,964	8.35	647	0.10	92	323	54,026	8.52	6,341	554
15 West Telangana Section	91,971	1.18	228	...	33	114	92,346	1.19	77,637	196
Totals	1,354,866	2.34	9,577	0.02	1,367	...	34,993	4,789	1,405,592	2.43	578,191	8,210
16 NORTHEAST INDIA UNION SECTION
17 Arunachal Pradesh Region	47,574	129.63	1,903	5.19	215	952	50,644	137.99	367	1,634
18 Assam Region	42,704	7.63	3,651	0.65	413	1,826	48,594	8.69	5,594	3,197
19 Garo Section	322,347	26.95	16,268	1.36	1,777	8,134	348,526	29.14	11,960	14,491
20 Khasi Jaintia Conference	426,582	78.62	25,266	4.66	2,024	12,633	466,505	85.98	5,426	12,780
21 Manipur Conference	514,101	77.38	18,015	2.71	2,334	9,007	543,457	81.80	6,644	15,317
22 Mizo Conference	1,310,005	71.17	32,315	1.76	3,286	16,157	1,361,763	73.98	18,406	27,983
23 Nagaland Region	71,672	90.84	1,439	1.82	182	719	74,012	93.80	789	1,257
24 Tripura Region	25,918	6.42	1,539	0.38	201	769	28,427	7.04	4,040	1,317
Totals	2,760,903	51.87	100,396	1.89	10,432	50,197	2,921,928	54.90	53,226	77,976
25 NORTHERN INDIA UNION SECTION	28,855	...	28,855
26 Bihar Region	7,242	1.91	225	0.06	25	112	7,604	2.00	3,796	200
27 Central Uttar Pradesh Region	11,512	16.47	126	0.18	18	63	11,719	16.77	699	108
28 Chhattisgarh Region	2,449	...
29 Delhi Metro Region	73,711	22.63	1,872	0.57	267	936	76,786	23.58	3,257	1,604
30 Eastern Jharkhand Section	41,325	7.54	1,510	0.28	216	755	43,806	7.99	5,480	1,294
31 Eastern Uttar Pradesh Section	12,565	0.30	1,158	0.03	165	579	14,467	0.35	41,668	993
32 Haryana Region	7,723	...
33 Himachal Pradesh Region	7,636	2.19	430	0.12	61	215	8,342	2.39	3,488	368
34 Kolkata Metro Region	18,381	70.70	873	3.36	125	436	19,815	76.21	260	748
35 Madhya Pradesh Region	5,020	6.17	94	0.12	13	47	5,174	6.36	814	80
36 North Bengal Section	98,169	10.02	4,990	0.51	624	2,495	106,278	10.85	9,794	4,256
37 North India Section	33,291	3.44	843	0.09	120	421	34,675	3.58	9,691	722
38 Rajasthan Section	6,680	...
39 South Bengal Section	36,279	2.57	464	0.03	66	232	37,041	2.62	14,140	398
40 Upper Ganges Section	96,304	2.56	473	0.01	68	237	97,082	2.58	37,606	406
41 Uttarakhand Region	482	...
42 Western Jharkhand Section	152,560	15.67	5,699	0.59	739	2,850	161,848	16.62	9,738	4,960
Totals	593,995	3.77	18,757	0.12	2,507	...	28,855	9,378	653,492	4.14	157,765	16,137

STATISTICAL REPORT FOR 2020

Table header for 'Tithe and Offerings' with columns for Conference or Mission (1), Tithe (7), Tithe Per Capita (8), World Mission Fund (9), World Mission Fund Per Capita (10), Other General Conference Funds (11), Intradivision Funds (12a), Ingathering Funds (12b), Local Church Funds (13), Total Tithe and Offerings (14a), Total Tithe and Offerings Per Capita (14b), Per Capita Basis (17), and Membership Basis for Per Capita Calculations June 30, 2019 (17).

SOUTHERN ASIA DIVISION (CONT'D)

Table rows for Southern Asia Division (cont'd) items 43 to 49, including South-Central India Union Section, Bangalore Metro Conference, Goa-West Karnataka Section, Kolar-Chinthamani Region, North Karnataka Section, Raichur-Bellary Region, and South Karnataka Section.

Table rows for Southern Asia Division (cont'd) items 50 to 63, including Southeast India Union Section, Chennai Metro Section, Coimbatore Tirupur Section, Dharmapuri Section, Erode Nilgiris Section, Kanchipuram-Chengalpattu Section, North Tamil Conference, Pudukottai-Thirumayam Region, Sivagangai Ramanathapuram Section, South Tamil Conference, Thanjavur-Karaikal Section, Theni-Periyakulam Region, Vellore Section, and Villupuram-Tindivanam Region.

Table rows for Southern Asia Division (cont'd) items 64 to 69, including Southwest India Union Section, Alappuzha-Pathanamthitta Section, Idukki Region, Malabar Region, North Kerala Section, and South Kerala Section.

Table rows for Southern Asia Division (cont'd) items 70 to 78, including Western India Union Section, Central Maharashtra Conference, Gujarat Conference, Mumbai Metro Section, North Maharashtra Section, Saurashtra Region, South Gujarat Region, South Maharashtra Section, and Vidarbha Region (Nagpur).

Table rows for Southern Asia Division (cont'd) items 79 to 82, including Attached Fields, Andaman and Nicobar Island Region, East Himalayan Field, and Himalayan Section.

Table rows for Southern Asia Division (cont'd) items 83 to 91, including Southern Asia Division (83), East-Central India Union Section (84), Northeast India Union Section (85), Northern India Union Section (86), South-Central India Union Section (87), Southeast India Union Section (88), Southwest India Union Section (89), Western India Union Section (90), and Attached Fields (91).

SOUTHERN ASIA-PACIFIC DIVISION

Table rows for Southern Asia-Pacific Division items 1 to 5, including Bangladesh Union Mission, East Bangladesh Mission, North Bangladesh Mission, South Bangladesh Mission, and West Bangladesh Mission.

Table rows for Southern Asia-Pacific Division items 6 to 9, including Central Philippine Union Conf, Central Visayan Conference, East Visayan Conference, and Negros Occidental Conference.

GENERAL STATISTICS BY DIVISIONS FOR 2020

1 Conference or Mission	Tithe and Offerings										Per Capita Basis		17 Sabbath School Mission Offerings
	7	8	9	10	11	12a	12b	13	14a	14b	Membership Basis for Per Capita Calculations June 30, 2019	17	
	Tithe	Tithe Per Capita	World Mission Fund, Including Sabbath School	World Mission Fund Per Capita	Other General Conference Funds	Intradivision Funds	Ingathering Funds	Local Church Funds	Total Tithe and Offerings	Total Tithe and Offerings Per Capita			
US\$	US\$	US\$	US\$	US\$	US\$	US\$	US\$	US\$	US\$	US\$	US\$	US\$	
SOUTHERN ASIA-PACIFIC DIVISION (CONT'D)													
CENTRAL PHILIPPINE UNION CONF (CONT'D)													
10 Negros Oriental-Siquijor Mission	1,111,170	60.12	28,742	1.56	...	33,799	...	62,540	1,236,251	66.89	18,483	...	
11 Romblon Mission	643,037	79.46	23,421	2.89	...	27,542	...	50,964	744,964	92.05	8,093	...	
12 Samar Mission	489,503	120.33	9,854	2.42	...	11,588	...	21,442	532,387	130.87	4,068	...	
13 West Visayan Conference	2,100,105	46.11	95,096	2.09	...	111,827	...	206,923	2,513,951	55.20	45,541	...	
Totals	10,969,090	57.35	356,431	1.86	...	419,143	...	775,574	12,520,238	65.46	191,275	...	
EAST INDONESIA UNION CONFERENCE													
15 Bolaang Mongondow and Gorontalo Mission	388,849	55.85	21,406	3.07	...	25,172	...	46,579	482,006	69.22	6,963	...	
16 Central Sulawesi Mission	351,330	34.87	18,496	1.84	...	21,751	...	40,247	431,824	42.86	10,075	...	
17 Luwu Tana Toraja Mission	344,171	109.26	18,117	5.75	...	21,305	...	39,422	423,015	134.29	3,150	...	
18 Maluku Mission	266,562	38.74	16,562	2.41	...	19,476	...	36,038	338,638	49.21	6,881	...	
19 Manado and North Maluku Conference	1,392,237	78.59	65,600	3.70	...	77,142	...	142,742	1,677,721	94.71	17,715	...	
20 Minahasa Conference	1,562,618	53.59	79,694	2.73	...	93,715	...	173,408	1,909,435	65.48	29,161	...	
21 North Minahasa Bitung Mission	1,098,873	79.04	48,509	3.49	...	57,044	...	105,554	1,309,980	94.22	13,903	...	
22 Northern Island Mission	292,971	68.64	17,651	4.14	...	20,757	...	38,408	369,787	86.64	4,268	...	
23 Papua Mission	1,365,870	69.62	139,141	7.09	...	163,621	...	302,762	1,971,394	100.48	19,620	...	
24 South Sulawesi Conference	502,530	179.28	25,898	9.24	...	30,455	...	56,353	615,236	219.49	2,803	...	
25 West Papua Mission	409,828	43.84	47,113	5.04	...	55,402	...	102,514	614,857	65.77	9,348	...	
Totals	8,327,356	67.22	498,187	4.02	...	585,840	...	1,084,027	10,495,410	84.72	123,887	...	
MYANMAR UNION MISSION													
26 Myanmar Union Mission	21,310	...	632	21,942	
27 Ayeayawady Mission	254,840	33.38	10,960	1.44	...	12,972	...	24,002	302,774	39.66	7,635	...	
28 Central Myanmar Mission	204,913	40.54	7,528	1.49	...	8,523	...	15,771	236,735	46.83	5,055	...	
29 South East Mission	308,168	57.95	13,887	2.61	...	14,936	...	27,638	364,629	68.57	5,318	...	
30 Upper Myanmar Mission	755,504	77.08	21,562	2.20	...	26,432	...	48,910	852,408	86.97	9,801	...	
31 Yangon Mission	377,106	64.10	12,251	2.08	...	15,713	...	29,075	434,145	73.80	5,883	...	
Totals	1,921,841	57.04	66,820	1.98	...	78,576	...	145,396	2,212,633	65.67	33,692	...	
NORTH PHILIPPINE UNION CONF													
32 North Philippine Union Conf	25,434	29,196	
33 Cavite Mission	2,150,936	95.36	59,102	2.62	...	69,500	...	128,602	2,411,678	106.92	22,556	...	
34 Central Luzon Conference	6,247,410	38.28	184,959	1.13	...	217,501	...	402,460	7,052,330	43.21	163,195	...	
35 Mountain Provinces Mission	960,189	38.58	37,348	1.50	...	43,919	...	6,410	1,129,133	45.37	24,887	...	
36 Northeast Luzon Mission	990,281	34.59	44,296	1.55	...	52,090	...	9,083	1,192,136	41.64	28,632	...	
37 Northern Luzon Mission	1,121,430	34.64	50,813	1.57	...	59,753	...	10,632	1,353,194	41.80	32,374	...	
38 Palawan Mission	1,372,722	43.24	52,480	1.65	...	61,713	...	4,122	1,605,229	50.57	31,745	...	
39 South-Central Luzon Conference	2,895,682	43.81	94,943	1.44	...	111,648	...	1,011	3,309,875	50.07	66,102	...	
40 Southern Luzon Mission	897,040	26.07	33,654	0.98	...	39,575	...	3,440	1,046,938	30.43	34,405	...	
Totals	16,661,124	41.25	557,595	1.38	...	655,699	...	41,998	1,213,293	47.36	403,896	...	
PAKISTAN UNION SECTION													
41 Pakistan Union Section	
42 Northern Section	102,435	12.42	4,131	0.50	...	4,858	...	8,989	120,413	14.60	8,245	...	
43 Southern Section	82,164	14.84	1,282	0.23	...	1,508	...	2,790	87,744	15.85	5,537	...	
Totals	184,599	13.39	5,413	0.39	...	6,366	...	11,779	208,157	15.10	13,782	...	
SOUTH PHILIPPINE UNION CONF													
44 South Philippine Union Conf	34,520	34,520	
45 Central Mindanao Mission	4,524,056	87.02	240,694	4.63	...	283,042	...	15,542	5,237,737	107.47	51,986	...	
46 Davao Mission	3,013,912	27.21	158,732	1.43	...	186,660	...	48,593	3,453,392	33.88	110,773	...	
47 North Central Mindanao Conference	2,647,602	76.36	117,698	3.39	...	138,406	...	15,832	3,175,642	91.59	34,672	...	
48 Northeastern Mindanao Mission	2,911,940	28.41	166,694	1.63	...	196,022	...	23,695	3,661,066	35.72	102,504	...	
49 Southern Mindanao Mission	3,425,224	21.89	104,111	0.67	...	122,428	...	35,683	3,913,984	25.02	156,449	...	
50 Western Mindanao Conference	2,902,683	35.18	104,506	1.27	...	122,893	...	12,521	3,370,002	40.85	82,502	...	
51 Zamboanga Peninsula Mission	1,612,910	33.68	47,749	1.00	...	56,150	...	10,915	1,831,624	38.24	47,896	...	
Totals	21,072,847	35.91	940,184	1.60	...	1,105,601	...	162,781	2,045,785	43.16	586,782	...	
SOUTHEAST ASIA UNION MISSION													
52 Southeast Asia Union Mission	
53 Cambodia Mission	283,774	81.73	11,312	3.26	...	13,303	...	24,615	333,004	95.91	3,472	...	
54 Laos Region	112,099	77.58	4,767	3.30	...	5,606	...	10,373	132,845	91.93	1,445	...	
55 Peninsular Malaysia Mission	1,577,934	262.38	40,507	6.74	...	47,634	...	88,141	1,754,216	291.69	6,014	...	
56 Sabah Mission	2,626,182	80.17	174,836	5.34	...	205,596	...	380,432	3,387,046	103.39	32,759	...	
57 Sarawak Mission	896,556	44.87	39,914	2.00	...	46,937	...	86,851	1,070,258	53.57	19,980	...	
58 Singapore Conference	2,878,243	918.10	53,285	17.00	...	62,660	...	115,946	3,110,134	992.07	3,135	...	
59 Thailand Mission	3,297,977	225.72	82,402	5.64	...	96,900	...	179,301	3,656,580	250.26	14,611	...	
60 Vietnam Mission	344,239	25.37	11,863	0.87	...	13,950	...	25,813	395,865	29.17	13,569	...	
Totals	12,017,004	126.51	418,886	4.41	...	492,586	...	911,472	13,839,948	145.71	94,985	...	
WEST INDONESIA UNION MISSION													
61 West Indonesia Union Mission	
62 Central Java Mission	547,806	127.43	22,217	5.17	...	26,127	...	48,344	644,494	149.92	4,299	...	
63 Central Sumatra Mission	891,768	117.96	43,631	5.77	...	51,307	...	94,938	1,081,644	143.07	7,560	...	
64 East Java Conference	1,163,957	148.90	66,030	8.45	...	77,648	...	143,679	1,451,314	185.66	7,817	...	
65 East Kalimantan Mission	868,280	168.83	77,569	15.08	...	91,217	...	168,786	1,205,852	234.46	5,143	...	
66 Jakarta Conference	7,905,207	271.44	300,690	10.32	...	353,593	...	654,283	9,213,773	316.37	29,123	...	

Conference or Mission	Tithe and Offerings										Per Capita Basis	17
	7	8	9	10	11	12a	12b	13	14a	14b		
1	Tithe	Tithe Per Capita	World Mission Fund, Including Sabbath School	World Mission Fund Per Capita	Other General Conference Funds	Intradivision Funds	Ingathering Funds	Local Church Funds	Total Tithe and Offerings	Total Tithe and Offerings Per Capita	Membership Basis for Per Capita Calculations June 30, 2019	Sabbath School Mission Offerings
	US\$	US\$	US\$	US\$	US\$	US\$	US\$	US\$	US\$	US\$	US\$	US\$
SOUTHERN ASIA-PACIFIC DIVISION (CONT'D)												
WEST INDONESIA UNION MISSION (CONT'D)												
67 North Sumatra Mission	1,092,878	74.92	54,466	3.73	...	64,049	...	118,516	1,329,909	91.17	14,587	...
68 Nusa Tenggara Mission	663,811	72.00	62,389	6.77	...	73,366	...	135,755	935,321	101.46	9,219	...
69 South Sumatra Mission	667,459	84.28	32,295	4.08	...	37,977	...	70,271	808,002	102.02	7,920	...
70 West Java Conference	1,340,700	125.55	64,482	6.04	...	75,827	...	140,308	1,621,317	151.82	10,679	...
71 West Kalimantan Region	156,939	25.34	9,744	1.57	...	11,459	...	21,203	199,345	32.18	6,194	...
Totals	15,298,805	149.20	733,513	7.15	...	862,570	...	1,596,083	18,490,971	180.33	102,541	...
72 ATTACHED FIELDS												
73 Sri Lanka Mission of SDA	210,554	64.04	3,271	0.99	...	3,847	...	7,118	224,790	68.37	3,288	...
74 Timor-Leste Mission	100,839	164.23	2,489	4.05	...	2,928	...	5,417	111,673	181.88	614	...
Totals	311,393	79.80	5,760	1.48	...	6,775	...	12,535	336,463	86.23	3,902	...
75 SOUTHERN ASIA-PACIFIC DIVISION	20,167	20,167
76 Bangladesh Union Mission	455,778	13.92	12,493	0.38	...	14,691	...	27,184	510,146	15.58	32,735	...
77 Central Philippine Union Conference	10,969,090	57.35	356,431	1.86	...	419,143	...	775,574	12,520,238	65.46	191,275	...
78 East Indonesia Union Conference	8,327,356	67.22	498,187	4.02	...	585,840	...	1,084,027	10,495,410	84.72	123,887	...
79 Myanmar Union Mission	1,921,841	57.04	66,820	1.98	...	78,576	...	145,396	2,212,633	65.67	33,692	...
80 North Philippine Union Conference	16,661,124	41.25	557,595	1.38	...	655,699	41,998	1,213,293	19,129,709	47.36	403,896	...
81 Pakistan Union Section	184,599	13.39	5,413	0.39	...	6,366	...	11,779	208,157	15.10	13,782	...
82 South Philippine Union Conference	21,072,847	35.91	940,184	1.60	...	1,105,601	162,781	2,045,785	25,327,198	43.16	586,782	...
83 Southeast Asia Union Mission	12,017,004	126.51	418,886	4.41	...	492,586	...	911,472	13,839,948	145.71	94,985	...
84 West Indonesia Union Mission	15,298,805	149.20	733,513	7.15	...	862,570	...	1,596,083	18,490,971	180.33	102,541	...
85 Attached Fields	311,393	79.80	5,760	1.48	...	6,775	...	12,535	336,463	86.23	3,902	...
DIVISION TOTALS	87,240,004	54.96	3,595,282	2.26	...	4,227,847	204,779	7,823,128	103,091,040	64.94	1,587,477	...
TRANS-EUROPEAN DIVISION												
1 ADRIATIC UNION CONFERENCE												
2 Albanian Mission of SDA	19,979	43.34	512	1.11	2,821	23,312	50.57	461	277
3 Croatian Conference	1,369,337	528.29	37,618	14.51	...	129,052	20,141	244,658	1,800,806	694.76	2,592	25,182
4 Slovenian Conference	545,546	969.00	33,874	60.17	...	36,928	21,693	80,773	718,814	1,276.76	563	26,560
Totals	1,934,862	535.08	72,004	19.91	...	165,980	41,834	328,252	2,542,932	703.24	3,616	52,019
5 BALTIC UNION CONFERENCE												
6 Estonian Conference	944,927	695.31	71,212	52.40	17,671	63,366	...	164,157	1,261,333	928.13	1,359	45,206
7 Latvian Conference	1,202,117	317.77	54,537	14.42	5,050	11,504	1,273,208	336.56	3,783	36,891
8 Lithuanian Conference	306,940	418.17	4,026	5.49	1,063	355	312,384	425.59	734	2,855
Totals	2,453,984	417.63	129,775	22.09	23,784	75,225	...	164,157	2,846,925	484.50	5,876	84,952
9 BRITISH UNION CONFERENCE												
10 Irish Mission	1,126,460	1,161.30	24,883	25.65	830	...	3,475	133,130	1,288,778	1,328.64	970	22,840
11 North England Conference	7,823,929	699.13	168,559	15.06	9,409	...	26,370	924,856	8,953,123	800.03	11,191	153,363
12 Scottish Mission	600,280	846.66	20,860	29.42	5,393	72,176	698,709	985.49	709	17,664
13 South England Conference	18,740,710	732.49	376,823	14.73	6,200	...	27,059	2,206,170	21,356,962	834.75	25,585	340,584
14 Welsh Mission	559,121	834.51	19,045	28.43	1,431	...	4,437	67,280	651,314	972.11	670	16,426
Totals	28,850,500	737.39	610,170	15.60	17,870	...	66,734	3,403,612	32,948,886	842.14	39,125	550,877
15 DANISH UNION OF CHURCHES CONF												
16 FINLAND UNION OF CHURCHES CONF	3,524,918	757.56	136,010	29.23	13,384	105,630	...	473,746	4,253,688	914.18	4,653	91,609
17 HUNGARIAN UNION CONFERENCE												
18 Duna Conference	60,347	...	571	60,918	404
19 Tisza Conference	1,768,324	585.93	57,769	19.14	4,080	342,850	2,173,023	720.02	3,018	29,232
19 Tisza Conference	1,065,421	492.57	38,091	17.61	6,460	265,360	1,375,332	635.84	2,163	22,809
Totals	2,894,092	558.60	96,431	18.61	10,540	608,210	3,609,273	696.64	5,181	52,445
20 NETHERLANDS UN OF CHURCHES CONF												
21 NORWEGIAN UNION CONFERENCE												
22 East Norway Conference	4,311,405	1,490.29	216,081	74.69	23,607	244,587	262,011	361,491	5,419,182	1,873.20	2,893	203,367
23 North Norway Conference	573,490	1,204.81	26,966	56.65	3,312	20,588	55,288	51,040	730,684	1,535.05	476	25,470
24 West Norway Conference	1,417,637	1,216.86	75,541	64.84	5,547	59,053	101,654	113,230	1,772,662	1,521.60	1,165	72,913
Totals	6,302,532	1,390.06	318,588	70.27	32,466	324,228	418,953	525,761	7,922,528	1,747.36	4,534	301,750
25 POLISH UNION CONFERENCE												
26 East Polish Conference	18,037	18,037
27 South Polish Conference	1,134,129	576.58	31,638	16.08	...	35,020	1,200,787	610.47	1,967	29,846
28 West Polish Conference	1,218,846	572.23	49,027	23.02	...	72,775	1,340,648	629.41	2,130	46,837
28 West Polish Conference	1,020,752	593.81	30,378	17.67	...	46,156	1,097,286	638.33	1,719	29,391
Totals	3,391,764	583.18	111,043	19.09	...	153,951	3,656,758	628.74	5,816	106,074

GENERAL STATISTICS BY DIVISIONS FOR 2020

Conference or Mission 1	Tithe and Offerings										Per Capita Basis	17
	7	8	9	10	11	12a	12b	13	14a	14b		
Conference or Mission	Tithe	Tithe Per Capita	World Mission Fund, Including Sabbath School	World Mission Fund Per Capita	Other General Conference Funds	Intradivision Funds	Ingathering Funds	Local Church Funds	Total Tithe and Offerings	Total Tithe and Offerings Per Capita	Membership Basis for Per Capita Calculations June 30, 2019	Sabbath School Mission Offerings
	US\$	US\$	US\$	US\$	US\$	US\$	US\$	US\$	US\$	US\$	US\$	US\$
TRANS-EUROPEAN DIVISION (CONT'D)												
29 SOUTH-EAST EUROPEAN UNION CONF	80,331	...	66	80,397
30 Bosnia and Herzegovina Conference	186,992	311.65	3,810	6.35	190,802	318.00	600	...
31 Macedonian Mission	145,749	270.91	145,749	270.91	538	...
32 North Conference	807,171	246.54	19,694	6.02	826,865	252.55	3,274	...
33 South Conference	872,220	311.84	14,807	5.29	887,027	317.14	2,797	...
Totals	2,092,463	290.26	38,377	5.32	2,130,840	295.58	7,209	...
34 SWEDISH UNION OF CHURCHES CONF	2,686,551	925.44	102,224	35.21	28,503	167,028	2,984,306	1,028.01	2,903	90,985
35 ATTACHED FIELDS												
36 Cyprus Region	61,112	593.32	7,217	70.07	271	209	...	17,140	85,949	834.46	103	...
37 Greek Mission	187,213	398.33	7,308	15.55	444	242	...	19,752	214,959	457.36	470	7,054
38 Iceland Conference	381,495	816.91	16,295	34.89	229	659	398,678	853.70	467	14,088
Totals	629,820	605.60	30,820	29.63	944	1,110	...	36,892	699,586	672.68	1,040	21,142
39 TRANS-EUROPEAN DIVISION												
40 Adriatic Union Conference	1,934,862	535.08	72,004	19.91	...	165,980	41,834	328,252	2,542,932	703.24	3,616	52,019
41 Baltic Union Conference	2,453,984	417.63	129,775	22.09	23,784	75,225	...	164,157	2,846,925	484.50	5,876	84,952
42 British Union Conference	28,850,500	737.39	610,170	15.60	17,870	...	66,734	3,403,612	32,948,886	842.14	39,125	550,877
43 Danish Union of Churches Conference	3,334,776	1,367.27	177,063	72.60	10	3,641	38,980	4,005,958	4,005,428	1,642.24	2,439	165,040
44 Finland Union of Churches Conference	3,524,918	757.56	136,010	29.23	13,384	105,630	...	473,746	4,253,688	914.18	4,653	91,609
45 Hungarian Union Conference	2,894,092	558.60	96,431	18.61	10,540	608,210	3,609,273	696.64	5,181	52,445
46 Netherlands Union of Churches Conference	4,995,106	837.68	144,267	24.19	5,139,373	861.88	5,963	86,897
47 Norwegian Union Conference	6,302,532	1,390.06	318,588	70.27	32,466	324,228	418,953	525,761	7,922,528	1,747.36	4,534	301,750
48 Polish Union Conference	3,391,764	583.18	111,043	19.09	...	153,951	3,656,758	628.74	5,816	106,074
49 South-East European Union Conference	2,092,463	290.26	38,377	5.32	2,130,840	295.58	7,209	...
50 Swedish Union of Churches Conference	2,686,551	925.44	102,224	35.21	28,503	167,028	2,984,306	1,028.01	2,903	90,985
51 Attached Fields	629,820	605.60	30,820	29.63	944	1,110	...	36,892	699,586	672.68	1,040	21,142
DIVISION TOTALS	63,091,368	714.07	1,966,772	22.26	127,501	996,793	566,501	5,991,588	72,740,523	823.28	88,355	1,603,790
WEST-CENTRAL AFRICA DIVISION												
1 CAMEROON UNION MISSION												
2 Adamaoua-Mayo Rey Conference	67,305	12.34	5,078	0.93	13,255	85,638	15.70	5,456	...
3 Benoue-Faro Mission	96,040	14.20	4,709	0.70	12,338	113,087	16.73	6,761	...
4 Central-South Cameroon Conference	965,450	26.60	32,309	0.89	110,988	1,108,747	30.55	36,291	...
5 East Cameroon Conference	316,031	14.07	15,734	0.70	41,345	373,110	16.61	22,464	...
6 North Cameroon Conference	286,098	8.31	16,078	0.47	42,033	344,209	10.00	34,414	...
7 West Cameroon Conference	385,268	55.29	21,175	3.04	55,463	461,906	66.29	6,968	...
Totals	2,116,192	18.84	95,083	0.85	275,422	2,486,697	22.13	112,354	...
8 CENTRAL AFRICAN UNION MISSION												
9 Central African Republic Mission	37,564	6.10	1,061	0.17	5,174	43,799	7.12	6,153	...
10 Chad Mission	116,851	34.70	1,795	0.53	8,838	127,484	37.86	3,367	...
11 Congo Region	99,850	94.64	5,814	5.51	25,771	131,435	124.58	1,055	...
12 Equatorial Guinea Mission	193,623	115.53	8,538	5.09	43,917	246,078	146.82	1,676	...
13 Gabon Mission	246,409	99.84	12,099	4.90	67,316	325,824	132.02	2,468	...
Totals	694,297	47.17	29,307	1.99	151,016	874,620	59.42	14,719	...
14 EASTERN NIGERIA UNION CONF												
15 Aba East Conference	354,174	11.76	19,960	0.66	209,356	583,490	19.38	30,114	...
16 Aba North Conference	167,328	6.87	6,641	0.27	112,762	286,731	11.77	24,351	...
17 Aba South Conference	311,059	16.68	12,503	0.67	150,444	474,006	25.42	18,649	...
18 Aba West Mission	98,034	15.77	3,021	0.49	322,118	423,173	68.08	6,216	...
19 Abia North-Central Conference	195,392	19.39	21,477	2.13	49,834	266,703	26.47	10,077	...
20 Akwa Ibom Conference	90,582	19.03	9,328	1.96	7,957	107,867	22.66	4,760	...
21 Anambra Mission	43,490	19.60	6,262	2.82	15,878	65,630	29.58	2,219	...
22 Bayelsa Mission	49,446	27.75	6,747	3.79	17,713	73,906	41.47	1,782	...
23 Cross River Conference	49,764	27.99	5,183	2.92	10,907	65,854	37.04	1,778	...
24 Ebonyi Conference	72,421	11.79	6,283	1.02	13,923	92,627	15.09	6,140	...
25 Enugu Conference	93,491	48.04	7,713	3.96	16,406	117,610	60.44	1,946	...
26 Imo Conference	101,832	17.79	5,907	1.03	41,202	148,941	26.02	5,725	...
27 Northern Cross River Mission	11,429	13.67	1,195	1.43	2,848	15,472	18.51	836	...
28 Port Harcourt Conference	726,529	30.52	84,932	3.57	362,388	1,173,849	49.31	23,807	...
29 Rivers East Conference	169,355	24.46	19,551	2.82	41,671	230,577	33.30	6,924	...
30 Rivers West Conference	196,148	11.14	28,538	1.62	68,189	292,875	16.63	17,606	...
Totals	2,730,474	16.76	245,241	1.51	1,443,596	4,419,311	27.12	162,930	...
31 EASTERN SAHEL UNION MISSION												
32 Benin Mission	211,302	36.50	22,391	3.87	63,941	297,634	51.41	5,789	...
33 Burkina Faso Mission	159,351	71.39	3,178	1.42	10,656	173,185	77.59	2,232	...
34 Cote d'Ivoire Conference	635,697	64.83	53,232	5.43	111,886	800,815	81.67	9,805	...
35 Niger Region	25,074	21.11	2,305	1.94	5,358	32,737	27.56	1,188	...
36 Togo Conference	272,939	28.90	28,701	3.04	69,990	371,630	39.36	9,443	...
Totals	1,304,363	45.84	109,807	3.86	261,831	1,676,001	58.90	28,457	...

STATISTICAL REPORT FOR 2020

Conference or Mission 1	Tithe and Offerings										Per Capita Basis	17
	7	8	9	10	11	12a	12b	13	14a	14b	Membership Basis for Per Capita Calculations June 30, 2019	
	Tithe US\$	Tithe Per Capita US\$	World Mission Fund, Including Sabbath School US\$	World Mission Fund Per Capita US\$	Other General Conference Funds US\$	Intradivision Funds US\$	Ingathering Funds US\$	Local Church Funds US\$	Total Tithe and Offerings US\$	Total Tithe and Offerings Per Capita US\$		
WEST-CENTRAL AFRICA DIVISION (CONT'D)												
37 NORTHERN GHANA UNION MISSION
38 Ashanti Central Ghana Conference	526,964	29.18	56,394	3.12	186,190	769,548	42.61	18,059	...
39 Ashanti South Ghana Conference	603,741	21.51	62,323	2.22	270,295	936,359	33.36	28,072	...
40 Central Ghana Conference	701,845	40.67	66,656	3.86	238,867	1,007,368	58.37	17,257	...
41 Green View Ghana Conference	242,218	32.71	14,676	1.98	48,639	305,533	41.27	7,404	...
42 Mid-Central Ghana Conference	619,433	29.36	68,627	3.25	12,739	700,799	33.22	21,097	...
43 Mid-North Ghana Conference	679,392	28.83	63,042	2.68	127,386	869,820	36.92	23,562	...
44 Mid-West Ghana Conference	564,198	27.15	36,833	1.77	154,099	755,130	36.34	20,778	...
45 Mountain View Ghana Conference	646,290	21.28	76,131	2.51	376,777	1,099,198	36.20	30,365	...
46 North Ghana Mission	247,465	29.01	17,873	2.10	93,584	358,922	42.08	8,530	...
47 South Central Ghana Conference	731,118	36.90	76,480	3.86	372,909	1,180,507	59.59	19,812	...
Totals	5,562,664	28.54	539,035	2.77	1,881,485	7,983,184	40.95	194,936	...
48 NORTHERN NIGERIA UNION CONF
49 North Central Nigeria Conference	391,335	39.79	25,319	2.57	53,324	469,978	47.79	9,835	...
50 North East Nigeria Conference	367,581	18.46	26,192	1.32	42,198	435,971	21.90	19,910	...
51 North West Nigeria Conference	350,070	20.59	14,561	0.86	22,741	387,372	22.78	17,003	...
Totals	1,108,986	23.72	66,072	1.41	118,263	1,293,321	27.67	46,748	...
52 SOUTHERN GHANA UNION CONF
53 Accra City Conference	1,903,803	66.48	174,382	6.09	502,008	2,580,193	90.09	28,639	...
54 Diamond Field Ghana Conference	233,847	19.03	19,646	1.60	57,180	310,673	25.28	12,288	...
55 East Ghana Conference	364,986	31.69	35,480	3.08	107,451	507,917	44.11	11,516	...
56 Eastern View Ghana Conference	215,165	16.54	22,241	1.71	64,776	302,182	23.23	13,011	...
57 Meridian Ghana Conference	1,294,107	101.47	79,764	6.25	231,882	1,605,753	125.90	12,754	...
58 Mid-South Ghana Conference	355,908	20.06	38,557	2.17	101,500	495,965	27.96	17,739	...
59 Pioneer Ghana Conference	323,008	20.95	38,103	2.47	110,995	472,106	30.62	15,420	...
60 South West Ghana Conference	498,139	23.51	47,435	2.24	138,005	683,579	32.27	21,185	...
61 Volta North Ghana Mission	59,461	14.90	4,881	1.22	14,272	78,614	19.69	3,992	...
62 Volta South Ghana Mission	129,079	25.44	15,232	3.00	44,345	188,656	37.18	5,074	...
63 West-Central Ghana Conference	386,917	27.99	16,986	1.23	48,835	452,738	32.75	13,822	...
64 Western North Ghana Conference	258,138	17.21	26,739	1.78	78,060	362,937	24.19	15,003	...
Totals	6,022,558	35.33	519,446	3.05	1,499,309	8,041,313	47.18	170,443	...
65 WEST AFRICAN UNION MISSION
66 Central Liberia Mission	33,602	5.43	764	0.12	2,482	36,848	5.95	6,190	...
67 Guinea Region	24,009	9.67	882	0.36	2,226	27,117	10.92	2,484	...
68 Sierra Leone Mission	166,328	14.12	3,913	0.33	21,064	191,305	16.24	11,778	...
69 South-East Liberia Mission	20,680	5.98	371	0.11	6,410	27,461	7.94	3,458	...
70 South-West Liberia Conference	240,314	13.96	3,770	0.22	17,242	261,326	15.18	17,214	...
Totals	484,933	11.79	9,700	0.24	49,424	544,057	13.23	41,124	...
71 WESTERN NIGERIA UNION CONF
72 Delta Conference	173,627	25.27	14,240	2.07	64,868	252,735	36.78	6,871	...
73 Edo Conference	92,889	24.44	8,836	2.32	40,085	141,810	37.31	3,801	...
74 Ekiti Conference	121,583	12.95	5,902	0.63	27,362	154,847	16.49	9,392	...
75 Kogi Region	675	...
76 Kwara Conference	56,488	20.71	3,952	1.45	19,048	79,488	29.15	2,727	...
77 Lagos Atlantic Conference	390,923	61.78	23,912	3.78	112,814	527,649	83.38	6,328	...
78 Lagos Mainland Conference	288,579	38.33	9,276	1.23	41,030	338,885	45.01	7,529	...
79 Ogun Conference	276,132	29.35	9,001	0.96	42,260	327,393	34.80	9,407	...
80 Ondo Mission	49,306	21.10	2,553	1.09	11,535	63,394	27.13	2,337	...
81 Osun Conference	204,294	36.36	9,082	1.62	41,671	255,047	45.39	5,619	...
82 Oyo Conference	3,928	...
Totals	1,653,821	28.22	86,754	1.48	400,673	2,141,248	36.53	58,614	...
83 WESTERN SAHEL UNION MISSION
84 Cabo Verde Conference	540,389	56.95	20,828	2.20	52,035	613,252	64.63	9,488	...
85 Gambia Region	8,135	25.58	593	1.86	1,480	10,208	32.10	318	...
86 Guinea-Bissau Mission	67,242	17.80	5,388	1.43	13,459	86,089	22.79	3,778	...
87 Mali Mission	36,642	18.76	1,822	0.93	4,550	43,014	22.02	1,953	...
88 Senegal/Mauritania Mission	66,240	88.09	5,196	6.91	12,977	84,413	112.25	752	...
Totals	718,648	44.12	33,827	2.08	84,501	836,976	51.38	16,289	...
89 WEST-CENTRAL AFRICA DIVISION	13,911	13,911
90 Cameroon Union Mission	2,116,192	18.84	95,083	0.85	275,422	2,486,697	22.13	112,354	...
91 Central African Union Mission	694,297	47.17	29,307	1.99	151,016	874,620	59.42	14,719	...
92 Eastern Nigeria Union Conference	2,730,474	16.76	245,241	1.51	1,443,596	4,419,311	27.12	162,930	...
93 Eastern Sahel Union Mission	1,304,363	45.84	109,807	3.86	261,831	1,676,001	58.90	28,457	...
94 Northern Ghana Union Mission	5,562,664	28.54	539,035	2.77	1,881,485	7,983,184	40.95	194,936	...
95 Northern Nigeria Union Conference	1,108,986	23.72	66,072	1.41	118,263	1,293,321	27.67	46,748	...

GENERAL STATISTICS BY DIVISIONS FOR 2020

Conference or Mission 1	Tithe and Offerings										Per Capita Basis	17
	7	8	9	10	11	12a	12b	13	14a	14b		
Conference or Mission	Tithe US\$	Tithe Per Capita US\$	World Mission Fund, Including Sabbath School US\$	World Mission Fund Per Capita US\$	Other General Conference Funds US\$	Intradivision Funds US\$	Ingathering Funds US\$	Local Church Funds US\$	Total Tithe and Offerings US\$	Total Tithe and Offerings Per Capita US\$	Membership Basis for Per Capita Calculations June 30, 2019 US\$	Sabbath School Mission Offerings US\$
WEST-CENTRAL AFRICA DIVISION (CONT'D)												
96 Southern Ghana Union Conference	6,022,558	35.33	519,446	3.05	1,499,309	8,041,313	47.18	170,443	...
97 West African Union Mission	484,933	11.79	9,700	0.24	49,424	544,057	13.23	41,124	...
98 Western Nigeria Union Conference	1,653,821	28.22	86,754	1.48	400,673	2,141,248	36.53	58,614	...
99 Western Sahel Union Mission	718,648	44.12	33,827	2.08	84,501	836,976	51.38	16,289	...
DIVISION TOTALS	22,410,847	26.47	1,734,272	2.05	6,165,520	30,310,639	35.80	846,614	...
ATTACHED TO THE GENERAL CONFERENCE												
1 CHINESE UNION MISSION
2 China	2,981	0.01	2,981	0.01	458,940	...
3 Hong Kong-Macao Conference	3,272,474	691.12	12,505	113,596	3,398,575	717.76	4,735	...
Totals	3,275,455	7.06	12,505	113,596	3,401,556	7.34	463,675	...
1 MIDDLE EAST & NORTH AFRICA UN MISS
2 East Mediterranean Region	468,064	818.29	16,261	28.43	5,611	9,633	...	52,143	551,712	964.53	572	15,406
3 Egypt-Sudan Field	306,929	231.64	6,577	4.96	561	4,781	...	7,736	326,584	246.48	1,325	6,280
4 Gulf Field	2,268,907	974.20	47,758	20.51	18,263	30,510	...	665,045	3,030,483	1,301.19	2,329	46,234
5 North Africa Region	132,687	676.97	9,824	50.12	99	1,282	...	8,472	152,364	777.37	196	9,824
6 West Asia Field	77,999	161.82	1,926	4.00	223	5,206	...	10,006	95,360	197.84	482	1,794
Totals	3,254,586	663.66	82,346	16.79	24,757	51,412	...	743,402	4,156,503	847.57	4,904	79,538
1 ISRAEL FIELD	750,097	934.12	13,684	17.04	763,781	951.16	803	12,539
WORLD SUMMARY												
1 General Conference	847,744	2,050,914	2,898,658
2 East-Central Africa Division	55,091,576	12.87	53,607	0.01	2,963,438	4,445,160	4,368	7,408,599	69,966,748	16.35	4,280,118	43,044
3 Euro-Asia Division	25,360,063	236.45	500,383	4.67	2,373	474,507	9,880	1,423,518	27,770,724	258.93	107,252	474,507
4 Inter-American Division	234,667,558	63.13	12,478,038	3.36	1,123,024	16,699,684	1,800,268	37,434,101	304,202,673	81.84	3,717,215	11,729,351
5 Inter-European Division	146,284,296	818.01	6,789,284	37.97	429,724	2,245,495	1,241,164	8,260,158	165,250,121	924.07	178,829	4,204,058
6 North American Division	1,093,421,649	874.16	16,486,809	13.18	5,681,600	8,448,598	922,037	489,023,760	1,613,984,453	1,290.34	1,250,820	15,495,374
7 Northern Asia-Pacific Division	75,945,984	268.51	1,260,349	4.46	14,988	2,606,604	132,576	28,578,474	108,538,975	383.75	282,838	39,845
8 South American Division	403,202,531	160.01	16,036,344	6.36	673,798	18,735,104	222,717	97,226,370	536,096,864	212.75	2,519,851	16,014,884
9 South Pacific Division	101,187,242	181.80	5,280,701	9.49	1,549,479	3,266,732	253,744	33,856,034	145,393,932	261.22	556,599	4,387,247
10 Southern Africa-Indian Ocean Division	64,637,280	15.41	2,257,210	3,385,821	...	5,643,031	75,923,342	18.10	4,194,712	...
11 Southern Asia Division	8,411,223	7.41	266,587	0.23	33,318	...	236,157	133,293	9,080,578	8.00	1,134,842	220,597
12 Southern Asia-Pacific Division	87,240,004	54.96	3,595,282	2.26	...	4,227,847	204,779	7,823,128	103,091,040	64.94	1,587,477	...
13 Trans-European Division	63,091,368	714.07	1,966,772	22.26	127,501	996,793	566,501	5,991,588	72,740,523	823.28	88,355	1,603,790
14 West-Central Africa Division	22,410,847	26.47	1,734,272	2.05	6,165,520	30,310,639	35.80	846,614	...
Attached to the General Conference:												
15 Chinese Union Mission	3,275,455	7.06	12,505	113,596	3,401,556	7.34	463,675	...
16 Middle East and North Africa Union Mission	3,254,586	663.66	82,346	16.79	24,757	51,412	...	743,402	4,156,503	847.57	4,904	79,538
17 Israel Field	750,097	934.12	13,684	17.04	763,781	951.16	803	12,539
WORLD TOTALS 2020	2,389,079,503	112.61	66,544,458	3.14	16,932,124	65,583,757	5,606,696	729,824,572	3,273,571,110	154.31	21,214,904	54,304,774
WORLD TOTALS 2019	2,478,608,914	117.83	88,569,301	4.21	12,530,328	80,580,090	9,220,641	895,267,794	3,564,777,068	169.46	21,036,127	69,718,544
Net Increase (Decrease)	(89,529,411)	(5.22)	(22,024,843)	(1.07)	4,401,796	(14,996,333)	(3,613,945)	(165,443,222)	(291,205,958)	(15.15)	178,777	(15,413,770)

Note—In accordance with General Conference Bylaws, Article XX, Section 4, "The basis for computing... per capita funds shall be the membership on June 30 of the preceding year... "(2019). Per capita totals for divisions are calculated for those unions and attached fields which report funds.

Note—ECD, ESD, IAD, NSD, SAD, SID, SSD, WAD, CHUM, MENA, and part of EUD and SPD are on the Combined Offering Plan.

Chapter 5 - Employees

Conference or Mission	Denominational Employees																				Total Active Employees	Literature Exchange Lists (Self-employed)	Honorary/Emeritus Credentialed Employees			
	22a		22b		23a		23b		24		25a		25b		26a		26b		27					29		30
	FT	PT	FT	PT	FT	PT	FT	PT	FT	PT	FT	PT	FT	PT	FT	PT	FT	PT	FT	PT				FT	PT	
EAST-CENTRAL AFRICA DIVISION (CONT'D)																										
80 WESTERN ETHIOPIA UNION MISSION	8		11	3	2	123	1																	214		19
81 Gambella Field Station	37		3	45	6	20	46				17													260		
82 South West Ethiopia Field	6		10	23	2	9				6														102		
83 West Central Ethiopia Field	9					9																		45		
84 West Ethiopia Conference	2			4			11																	38		
Totals	62		24	75	10	161	58			23		60			10					31				659		19
85 ATTACHED FIELDS																										
86 Eritrea Mission Field	1																							1		
87 SOUTH SUDAN ATTACHED TERRITORY																										
88 Greater Bahr el Ghazal Field	4		1	3		1																		38		5
89 Greater Equatoria Field	6		1			1	4			1														52		
90 Greater Upper Nile Field	14		1	1		5	8			1		7												109		
Totals	6		1			7	7			2		7								2				66		
Totals	30		4	4		7	19			4		7								7				265		5
Attached Fields Totals																										
91 EAST-CENTRAL AFRICA DIVISION	31		4	4		7	19			4		7												266		5
92 Burundi Union Mission	19		14	7		54																		150		
93 East Congo Union Mission	42			13		35	52																	222		25
94 East Kenya Union Conference	99		47	253	26	194	204			37		322												248		92
95 Eastern Ethiopia Union Mission	339		56	256	26	144	152			11		264												1,920		276
96 North East Congo Union Mission	136		36	25	19	27	32			3		116												471		38
97 Northern Tanzania Union Conference	185		18	22	29	380	175			1		33												404		143
98 Rwanda Union Mission	228		22	189	29	86	87			16		80												1,682		260
99 Southern Tanzania Union Mission	186		39	121	13	268	162			1		330												611		131
100 Uganda Union Mission	116		1	75	72	170	166			144		144												1,388		22
101 West Congo Union Mission	180		1	177	26	28	47			23		188												1,301		315
102 West Kenya Union Conference	100		4	191	1	457	190			16		60												572		86
103 Western Ethiopia Union Mission	287		18	75	10	161	58			23		7												1,719		189
104 Attached Fields	62		24	4		7	19			4		7												659		19
Totals	31		4	4		7	19			4		7								7				266		5
DIVISION TOTALS	2,010		284	1,386	275	2,050	1,357			265		1,404			82					695				12,914		1,596
EURO-ASIA DIVISION																										
1 BELARUS UNION OF CHURCHES CONF.	31					11	8																	61		24
2 CAUCASUS UNION MISSION	5						1																	21		73
3 Kubano-Chernomorskaya Conference	20					7	10																	43		10
4 North Caucasus Mission	13		1			3	9																	34		4
5 Roslov-Kalmykia Conference	15		1			5	8																	47		8
Totals	53		2			12	28					5												145		22
6 EAST RUSSIAN UNION MISSION	4		1	3			1																	14		20
7 Central Siberian Mission	10		2				6																	28		
8 East Siberian Mission	10		3			1	10			1														31		25
9 West Siberian Mission	7					2	3			1														20		
Totals	31		4	5		6	20			1		6												93		25
10 FAR EASTERN UN OF CHURCHES MISS	11		14																					41		7
11 MOLDOVA UNION OF CHURCHES CONF	29					15	4																	3		40

Conference or Mission	Denominational Employees																										
	22a		22b		23a		23b		24		25a		25b		26a		26b		27		29		30	28	31		
	FT	PT	FT	PT	FT	PT	FT	PT	FT	PT	FT	PT	FT	PT	FT	PT	FT	PT	FT	PT	FT	PT	Total Active Employees	Literature Evangelists (Self-employed)	Honorary/Emeritus Credentialed Employees		
1 Conference or Mission																											

EURO-ASIA DIVISION (CONT'D)

12 SOUTHERN UNION MISSION	9	1			10		6	1	10	2	1				21	1		1		38			4	105		30
13 Kyrgyzstan Mission	6						3		2		2					2		8		11				26		8
14 Northern Kazakhstan Mission	15						2		3		4							8		14				45		1
15 Southern Kazakhstan Mission	5						1		3										2		1			11		
16 Tajikistan Field	2						1		1		2								2				14			
17 Turkmenistan Field							1		3		5								4				1			
18 Uzbekistan Field	5						2	2	3									6		4			12	39	18	
Totals	42	1			10		15	3	20	2	14				21		3	6	69	1		30	246	27	30	

TRANS-CAUCASUS UNION OF CH MISS.

19 TRANS-CAUCASUS UNION OF CH MISS.	7						2	4			12								6				34		1	
20 UKRAINIAN UNION CONFERENCE	18								8		5							1		121			36	211		306
21 Bukovinskaya Conference	49				6		4		11	3					34	2	9		48			16	192		42	
22 Central Ukrainian Conference	30								3		24				10	3			11			13	91		21	
23 Dnieper Conference	22						4	3			26						3		32			26	117		8	
24 Eastern Dnieper Conference	34				44		3				19				25				20			28	173		30	
25 Eastern Ukrainian Mission	5						1				3								6			18	33			
26 Kyiv Conference	15	1			6	3					9				10	4			46			13	120		2	
27 Podolsk Conference	34						11		1		4							2		20			72	19		
28 Southern Ukrainian Conference	27										17								80			20	144		23	
29 Western Ukrainian Conference	33				25		1		6		56				21		3		9				154		38	
Totals	267	1			81	3	24	3	26	3	173			100	9	12	3	393	156			50	1,307	183	306	

WEST RUSSIAN UNION CONFERENCE

30 WEST RUSSIAN UNION CONFERENCE	8								5										31			5	53		144
31 Central Conference	16										13								3			7	39		19
32 Moscow Conference	23								5		6						1		6				43		40
33 Northwestern Conference	19								1		6						4						31		5
34 Southern Conference	33								6		11								6				56		10
35 Ural Conference	15										11								17				43		2
36 Volga Conference	19								5		8								3			6	41		11
37 Volgo-Vyatstskaya Conference	21								3	2	8								15			3	56		24
Totals	154								25	2	63	1			2	4		81	21			7	362	111	144

ATTACHED FIELD

38 ATTACHED FIELD	5								3										5			12	39		3	
39 Crimea Mission																										
40 EURO-ASIA DIVISION	29				12		26		25	5					3				76			15	194		25	
41 Belarus Union of Churches Conference	31								11		8								11				61		11	
42 Caucasus Union Mission	53	2					3		12		28						5		21			21	145		73	
43 East Russian Union Mission	3								3	2	20								7			4	93		20	
44 Far Eastern Union of Churches Mission	11								5										4			5	41		7	
45 Moldova Union of Churches Conference	29				15	4			3		19								19			3	95		52	
46 Southern Union Mission	42	1			10		15	3	20	2	14				21		3		69			1	246		30	
47 Trans-Caucasus Union of Churches Mission	7						2	4			12								6			3	34		1	
48 Ukrainian Union Conference	267	1			81	3	24	3	26	3	173			100	9	12	3	393	156			50	1,307	183	306	
49 West Russian Union Conference	154								25	2	63	1			2	4		81	21			7	362	111	144	
50 Attached Field	5								2		5							5				12	39		3	
DIVISION TOTALS	659	4			118	7	79	17	127	14	342	1	6	124	9	25	13	693	236			92	2,617	487	672	

INTER-AMERICAN DIVISION

1 ATLANTIC CARIBBEAN UNION MISSION	3								4													1	9		27
2 Cayman Islands Conference	8								8		2				14				19				59		
3 North Bahamas Conference	3													1					7			2	24		

Conference or Mission	Denominational Employees																				Total Active Employees	Literature Evangelists (Self-employed)	Honorary Emeritus Credentialed Employees					
	22a		22b		23a		23b		24		25a		25b		26a		26b		27					29		30	28	31
	FT	PT	FT	PT	FT	PT	FT	PT	FT	PT	FT	PT	FT	PT	FT	PT	FT	PT	FT	PT				FT	PT			
INTER-AMERICAN DIVISION (CONT'D)																												
ATLANTIC CARIBBEAN UNION MISSION (CONT'D)																												
4 South Bahamas Conference	14	19	6	...	9	17	24	17	2	...	108	
5 Turks and Caicos Islands Conference	4	7	...	1	...	3	...	2	1	...	1	4	1	...	22		
Totals	32	...	2	...	32	...	2	...	21	...	11	33	...	1	...	34	...	47	6	1	222	...	27		
6 BELIZE UNION MISSION	2	3	4	9	...	8		
7 Central Belize Mission	5	48	1	22	11	87		
8 North Belize Mission	5	89	3	...	2	19	118		
9 South West Belize Mission	2	84	1	50	7	144		
Totals	14	221	8	...	2	91	4	...	18	358	...	8		
CARIBBEAN UNION CONFERENCE																												
11 East Caribbean Conference	28	44	...	36	...	173	1	...	18	300	...	298		
12 Grenada Conference	24	62	...	4	...	31	...	14	8	15	160		
13 Guyana Conference	25	...	1	1	...	44	...	26	7	121	...	30		
14 North Caribbean Conference	20	19	...	4	...	13	...	14	20	8	4	...	130		
15 South Caribbean Conference	52	...	21	...	70	23	...	29	22	2	...	7	...	68	294	...	34		
16 South Leeward Conference	16	...	3	...	34	...	3	...	22	...	8	32	5	130		
17 St Lucia Mission	15	1	...	1	...	29	...	10	7	3	92	...	2		
18 St Vincent and the Grenadines Mission	13	31	...	1	...	12	...	5	69		
19 Suriname Mission	6	1	...	2	...	5	19	...	20		
20 Tobago Mission	9	...	1	52	...	3	97	...	2		
Totals	220	...	26	...	261	...	50	...	408	...	121	89	3	...	152	...	106	6	1	1,446	...	98		
CENTRAL MEXICAN UNION MISSION																												
21 Azteca Mexican Conference	6	13	3	52	...	74	...	30	
22 Bajio Mexican Conference	14	22	...	8	17	4	...	65	...		
23 Metropolitan Mexican Conference	18	21	...	9	8	...	10	52	...	43		
24 Valley Mexican Mission	11	3	...	7	4	85	...	2		
Totals	64	74	...	38	33	...	72	52	10	343	...	152		
CHIAPAS MEXICAN UNION CONFERENCE																												
27 Central Chiapas Conference	17	40	...	6	...	66	...	4	7	67	...	4	211		
28 Grijalva Conference	19	16	...	17	10	62	...	13		
29 Palenque Mission	36	17	...	11	3	52	...	10		
30 Soconusco Conference	12	5	...	9	8	78	...	2		
31 Upper Chiapas Conference	19	19	...	14	5	31	...	1		
32 West Chiapas Conference	19	9	...	15	3	55	...	22		
33 Upper Chiapas Conference	20	11	...	19	4	47	...	20		
34 West Chiapas Conference	20	14	...	22	5	55	...	19		
Totals	186	40	...	6	...	171	...	128	7	110	...	4	652	...	90		
CUBAN UNION CONFERENCE																												
36 Central Conference	14	53	...	2	30	99	...	53	
37 Del Amancecer Conference	27	16	...	11	13	67		
38 East Conference	13	10	...	8	10	41		
39 Pinarera Mission	20	24	...	15	13	72		
40 West Conference	7	8	...	10	10	35		
Totals	25	29	...	18	11	83		
Totals	106	140	...	62	87	397	...	53		

GENERAL STATISTICS BY DIVISION FOR 2020

Conference or Mission	Denominational Employees																				Total Active Employees	Literature Evangelists (Self-employed)	Honorary Emeritus Credentialed Employees				
	22a		22b		23a		23b		24		25a		25b		26a		26b		27					29		30	
	FT	PT	FT	PT	FT	PT	FT	PT	FT	PT	FT	PT	FT	PT	FT	PT	FT	PT	FT	PT				FT	PT		C
INTER-AMERICAN DIVISION (CONT'D)																											
SOUTHEAST MEXICAN UNION MISSION (CONT'D)																											
166 North Quintana Roo Conference.....	19									65	10									29				123			
167 South Quintana Roo Mission.....	10									7	10									33				60		9	
168 South Tabasco Conference.....	10									36	22									13				81			
Totals.....	103									391	87									317				898		23	
INTER-AMERICAN DIVISION (CONT'D)																											
WEST VENEZUELA UNION MISSION																											
169 Central Andean Venezuela Mission.....	16									43	2									21				317			
170 East Andean Venezuela Mission.....	6									3	6									2				41		2	
171 North Central Venezuela Conference.....	9									3	5									2				23		1	
172 North Western Venezuela Mission.....	8									1	6									4				31		9	
173 Northwestern Venezuela Mission.....	6									2	5									4				17		8	
174 Portuguese Venezuela Mission.....	6									1	8									2				49		22	
175 Southwest Venezuela Conference.....	13									6	14									4				72		30	
176 West Central Venezuela Conference.....	14									10	9													81		22	
177 West Los Llanos Venezuela Conference.....	7									2	13									8				33		2	
178 West Venezuela Conference.....	9									8	12									5				47		1	
179 Yaracuy Venezuela Mission.....	8									2	8									4				44		13	
Totals.....	102									81	88									56				615		104	
INTER-AMERICAN DIVISION																											
180 Atlantic Caribbean Union Mission.....	46									248	4									120				558		86	
181 Belize Union Mission.....	32									21	11									34				47		6	
182 Caribbean Union Conference.....	14									8	2									4				18		6	
183 Central Mexican Union Mission.....	220									408	121									152				106		6	
184 Chiapas Mexican Union Conference.....	64									74	38									33				72		52	
185 Cuban Union Conference.....	186									171	128									110				4		4	
186 Dominican Union Conference.....	106									140	2									87				231		39	
187 Dutch Caribbean Union Mission.....	155									335	84									231				458		517	
188 East Venezuela Union Mission.....	15									9	6									1				1		1	
189 French Antilles-Guiana Union Conference.....	47									38	92									36				348		96	
190 Guatemalan Union Mission.....	42									30	51									38				153		5	
191 Haitian Union Mission.....	41									82	30									19				78		21	
192 Honduras Union Mission.....	59									19	53									18				433		10	
193 Inter-Oceanic Mexican Union Conference.....	149									269	5									156				1,636		1,289	
194 Jamaica Union Conference.....	55									28	46									14				353		13	
195 North Colombian Union Conference.....	186									84	106									47				183		20	
196 North Mexican Union Conference.....	169									589	66									304				384		4	
197 Panama Union Mission.....	157									97	56									34				898		258	
198 Puerto Rican Union Conference.....	63									58	32									286				8		20	
199 South Central American Union Mission.....	98									117	40									62				15		4	
200 South Colombian Union Conference.....	53									37	50									52				3		57	
201 South Venezuelan Union Mission.....	122									38	43									31				146		10	
202 Southeast Mexican Union Mission.....	103									391	87									26				308		10	
204 West Venezuela Union Mission.....	102									81	88									317				898		23	
DIVISION TOTALS.....	2,453									3,863	50	1,518								2,267				7,422		2,559	
INTER-EUROPEAN DIVISION																											
1 AUSTRIAN UNION OF CHURCHES CONF.....	29	5	3								5													64	353	34	495
2 BULGARIAN UNION OF CHURCHES CONF.....	49										8													12			
DIVISION TOTALS.....	78	5	3								13													76	365	34	495

GENERAL STATISTICS BY DIVISION FOR 2020

Conference or Mission		Denominational Employees																								Total Active Employees	Literature Evangelists (Self-employed)	Honorary/ Emeritus Cred-entialed Employees							
		22a		22b		23a		23b		24		25a		25b		26a		26b		27		29		30	28				31						
		FT	PT	FT	PT	FT	PT	FT	PT	FT	PT	FT	PT	FT	PT	FT	PT	FT	PT	FT	PT	FT	PT							FT	PT	FT	PT	FT	PT
INTER-EUROPEAN DIVISION (CONT'D)		335	20	68	6	89	14	55	4	451	91	196	15	57	9	29	36	11	3	200	29	347	473	98	3,254	200	675								
41	Romanian Union Conference	184	...	36	...	18	108	...	40	...	730	112	120									
42	South German Union Conference	91	8	13	1	7	12	10	4	9	10	21	1	5	3	14	6	...	2	292									
43	Spanish Union of Churches Conference	49	1	15	2	45	22	...	16	1	5	6	...	104	58	10	347	...	84									
44	Swiss Union Conference	25	5	2	...	1	2	1	...	2	14	7	1	...	4	1	...	3	6	5	10	90	24	32									
DIVISION TOTALS		953	20	68	6	89	14	55	4	451	91	196	15	57	9	29	36	11	3	200	29	347	473	98	3,254	200	675								
NORTH AMERICAN DIVISION		8	2	6	5	...	2	1	25	...	202									
1	ATLANTIC UNION CONFERENCE									
2	Atlantic Union Conference Institutions									
3	Bermuda Conference	7	16	12	1	3	44									
4	Greater New York Conference	93	27	18	1	8	2	4	1	187	8	...										
5	New York Conference	13	8	6	...	12	3	1	52										
6	Northeastern Conference	130	60	35	...	11	5	10	9	21	404	...										
7	Northern New England Conference	12	1	1	...	16	2	1	9	7	2	...	17	41	13	128									
8	Southern New England Conference	59	27	5	...	14	6	2	...	48	184										
Totals		322	1	4	...	156	...	11	1	95	2	54	14	1	...	63	3	3	...	33	13	92	121	35	1,024	8	202								
9	CANADA, SDA CHURCH IN	3	10	7	28	...	69									
10	SDA Church in Canada Institutions	4	35	2	54	1	5	26	...	2	2	...	161									
11	Alberta Conference	47	1	6	...	62	19	...	16	1	...	185	88	65	535									
12	British Columbia Conference	36	2	11	...	52	6	16	...	18	1	13	1	37	257	19	650									
13	Manitoba-Saskatchewan Conference	17	10	1	1	1	2	...	1	7	2	574	6	7	34									
14	Maritime Conference of the SDA Church, Inc.	6	1	2	...	3	2	...	1	6	1	...	7									
15	Ontario Conference	98	34	28	...	20	37	17	295	1	...	554									
16	Quebec Conference	24	4	1	...	9	8	...	3	8	64										
17	SDA Church in Newfoundland and Labrador	1	4	...	2	4	1	13									
Totals		236	8	56	...	205	9	142	2	59	4	6	...	127	26	...	109	22	1,053	354	91	2,509	...	69									
18	COLUMBIA UNION CONFERENCE	7	5	25	42	...	196									
19	Columbia Union Conference Institutions	11	...	3	...	31	60	...	2	14	...	10,972	11,134									
20	Allegheny East Conference	93	1	27	17	...	9	9	1	7	82	...	286									
21	Allegheny West Conference	26	5	13	6	...	5	16	6	1	102	13	...	499									
22	Chesapeake Conference	52	3	5	...	22	3	17	5	7	2	4	7	4	50	139	146									
23	Mountain View Conference	7	2	4	...	11	2	1	4	...	36									
24	New Jersey Conference of SDA, Inc.	37	13	7	...	12	1	12	...	68	...	175										
25	Ohio Conference	40	2	15	3	...	9	1	10	...	28	74	90	312									
26	Pennsylvania Conference	34	25	15	...	4	25	...	6	85	100	312									
27	Potomac Conference	100	88	19	...	25	8	270									
Totals		407	11	8	...	241	3	68	...	173	5	84	20	10	10	143	...	15	...	93	7	11,073	448	349	13,168	...	196								
28	LAKE UNION CONFERENCE	5	6	3	2	4	27	...	106								
29	Lake Union Conference Institutions	2,593	2,593									
30	Illinois Conference	40	3	27	1	2	1	9	1	5	2	1	10	1	2	84	20	212									
31	Indiana Conference	30	1	1	...	20	3	2	10	3	...	22	98	1	202									
32	Lake Region Conference	45	2	1	...	3	7	...	9	5	1	4	...	1	1	...	89									
33	Michigan Conference	93	5	41	3	10	...	17	3	16	13	2	23	396	...	659									
34	Wisconsin Conference	20	18	11	2	7	1	6	5	86									
Totals		233	11	2	...	109	4	24	6	60	6	42	8	3	...	52	2	7	...	39	10	2,646	579	25	3,868	...	106								
35	MID-AMERICA UNION CONFERENCE	5	1	4	2	17	...	135									
36	Mid-America Union Conference Institutions	6	1	40	1	1	...	56	11	31	3	7,683	90	...	7,932									
37	Central States Conference	16	3	3	2	...	8	1	28	68									
38	Dakota Conference	22	1	10	6	...	7	1	5	1	4	66									

STATISTICAL REPORT FOR 2020

Conference or Mission 1	Denominational Employees																													Total Active Employees	Literature Evangelists (Self-employed)	Honorary/ Emeritus Credentialed Employees					
	22a			22b			23a			23b			24			25a			25b			26a			26b			27					29			30	
	Ministerial Credential			Commissioned Minister Credential			Commissioned Ministry of Teaching Credential			Administrative Ministries Credential			Missionary Credential			Ministerial License			Commissioned Minister License			Commissioned Ministry of Teaching License			Administrative Ministries License			Missionary License					All Other Employees Including Part Time and Casual				
	FT	PT		FT	PT		FT	PT		FT	PT		FT	PT		FT	PT		FT	PT		FT	PT		FT	PT		FT	PT					FT	PT		
NORTH AMERICAN DIVISION (CONT'D)																																					
MID-AMERICA UNION CONFERENCE (CONT'D)																																					
39 Iowa-Missouri Conference.....	30	16	...	2	...	17	8	2	...	18	2	12	...	2	...	6	1	6	1	...	120										
40 Kansas-Nebraska Conference.....	40	29	...	6	...	8	...	13	11	1	...	3	111											
41 Minnesota Conference.....	25	5	2	16	2	2	...	7	1	10	7	6	1	7	5	32	187	319										
42 Rocky Mountain Conference.....	38	...	2	24	...	7	...	14	...	8	13	...	4	...	55	...	7	191	12	375												
Totals.....	182	10	4	139	3	28	...	115	20	65	10	...	2	...	58	2	11	...	101	15	7,702	314	227	9,008	...	135											
NORTH PACIFIC UNION CONFERENCE																																					
43 North Pacific Union Conference.....	8	9	1	8	4	2	2	...	1	...	2,752	46	615	36	264												
44 North Pacific Union Conference Institutions.....	10	...	1	77	...	21	...	79	21	...	2	...	34	3,658												
45 Alaska Conference.....	12	...	1	10	...	1	1	3	2	2	1	1	...	6	...	1	...	5	...	3	45													
46 Idaho Conference of SDA, Inc.....	13	24	...	5	...	13	...	7	3	5	52	149												
47 Montana Conference.....	8	20	1	1	3	3	9	17	62	124													
48 Oregon Conference.....	94	...	13	109	...	11	...	14	...	17	22	...	5	...	20	...	52	326	379	1,062														
49 Upper Columbia Conference.....	67	1	3	60	...	19	...	17	1	8	40	...	4	...	21	13	17	271													
50 Washington Conference.....	64	7	7	74	2	10	...	10	1	14	2	1	...	15	1	6	...	11	5	31	55	316													
Totals.....	276	8	25	374	2	76	2	144	9	49	3	2	1	107	1	20	2	95	21	2,862	474	1,108	5,661	264													
PACIFIC UNION CONFERENCE																																					
51 Pacific Union Conference.....	12	...	2	3	...	7	1	12	9	3	49													
52 Pacific Union Conference Institutions.....	12	...	3	151	3	1	1	231	33	7	8	38	1	32,571	26	33,087													
53 Arizona Conference.....	45	...	3	21	...	10	...	15	...	13	8	4	119													
54 Central California Conference of SDA.....	75	5	1	78	4	15	...	53	98	23	4	2	1	16	...	1	...	22	95	43	47	98	686														
55 Hawaii Conference.....	19	1	45	45	...	114													
56 Nevada-Utah Conference.....	16	1	...	15	1	...	13	1	3	...	2	...	3	1	6	56	119													
57 Northern California Conference of SDA.....	108	...	1	121	6	16	...	73	13	49	25	...	45	3	6	...	147	62	...	675	4													
58 Southeastern California Conference.....	153	2	7	5	...	41	...	156	1	27	2	7	43	...	133	139	93	809														
59 Southern California Conference.....	113	8	...	101	3	6	...	35	8	15	1	6	1	20	6	50	13	386													
Totals.....	553	16	21	6	490	16	98	2	576	153	151	8	10	1	66	1	48	3	145	106	32,995	388	191	36,044	4	436											
SOUTHERN UNION CONFERENCE																																					
60 Southern Union Conference.....	12	1	10	1	16	1	8	...	10	1	9	70	588											
61 Southern Union Conference Institutions.....	31	...	1	124	...	24	...	179	9	...	9	...	92	...	45,799	62	282	46,612														
62 Carolina Conference.....	74	5	...	35	...	14	...	15	4	14	3	3	16	9	206	14														
63 Florida Conference.....	198	...	14	173	...	35	...	39	...	36	11	...	16	...	24	...	59	548	1,227													
64 Georgia-Cumberland Conference.....	135	...	3	131	...	26	...	30	...	28	1	...	6	...	31	...	53	303	163	936														
65 Gulf States Conference.....	22	...	1	17	...	3	...	4	...	19	18	9	83	76	252														
66 Kentucky-Tennessee Conference.....	39	2	1	35	15	...	14	6	1	...	9	3	14	...	14	41	97	279														
67 South Atlantic Conference.....	81	33	...	4	...	12	...	11	12	...	4	...	6	...	10	123	2	298														
68 South Central Conference.....	79	...	3	28	...	3	7	9	...	17	9	...	6	...	5	...	5	13	40	224														
69 Southeastern Conference.....	45	12	...	2	...	5	6	...	116	219													
Totals.....	716	8	23	2	588	...	121	8	324	5	166	6	16	3	184	19	52	...	199	10	46,056	1,380	669	50,545	14	588											
SOUTHWESTERN UNION CONFERENCE																																					
70 Southwestern Union Conference.....	5	1	2	2	6	1	1	...	8	3	29	149												
71 Southwestern Union Conference Institutions.....	4	...	1	19	...	10	...	16	10	15	...	3,207	2	...	3,284														
72 Arkansas-Louisiana Conference.....	42	...	1	22	...	2	...	9	...	3	4	6	...	10	7	106	212														
73 Oklahoma Conference.....	25	11	...	2	...	7	1	12	4	3	1	4	70													
74 Southwest Region Conference.....	49	1	1	10	9	1	3	3	3	...	7	5	92													
75 Texas Conference.....	154	4	83	13	...	23	...	20	23	...	8	...	102	...	29	306	85	850														
76 Texico Conference.....	5	1	...	5	...	1	...	6	...	11	2	12	6	3	12	11	38	113														
Totals.....	284	7	88	...	69	...	28	...	76	3	49	2	...	56	...	8	...	136	4	3,277	331	232	4,650	14	588												
ATTACHED FIELD																																					
77 Guam-Micronesia Mission.....	10	12	...	67	8	10	12	...	4	...	44	21	164	31	4	422														

Conference or Mission	Denominational Employees																				Total Active Employees	Literature Evangelists (Self-employed)	28	31		
	22a		22b		23a		23b		24		25a		25b		26a		26b		27						29	30
	FT	PT	FT	PT	FT	PT	FT	PT	FT	PT	FT	PT	FT	PT	FT	PT	FT	PT	FT	PT						

SOUTH AMERICAN DIVISION (CONT'D)

9 BOLIVIA UNION MISSION	14	293	...	33
10 Central Bolivia Mission	25	282	28
11 East Bolivia Mission	36	342	11
12 West Bolivia Mission	40	1,230	19
Totals	115	2,147	58
13 CENTRAL BRAZIL UNION CONFERENCE	50	3,117	...
14 Central Sao Paulo Conference	61	821	...
15 East Sao Paulo Conference	64	656	27
16 Sao Paulo Conference	80	1,578	56
17 Sao Paulo Valley Conference	56	846	32
18 South Sao Paulo Conference	68	1,268	44
19 Southeast Sao Paulo Conference	37	712	21
20 Southwest Sao Paulo Conference	61	644	13
21 West Sao Paulo Conference	57	807	65
Totals	534	10,449	343
22 CHILE UNION MISSION	24	1,238	219
23 Central Chile Mission	14	201	...
24 Central South Chile Conference	31	964	15
25 Metropolitan Chile Conference	24	403	11
26 North Chile Conference	21	443	9
27 Pacific Chile Mission	23	267	14
28 South Austral Chile Conference	24	597	21
29 South Metropolitan Chile Mission	18	309	9
Totals	179	4,471	79
30 EAST BRAZIL UNION MISSION	29	347	22
31 Bahia Conference	63	948	9
32 Central Bahia Conference	40	277	14
33 North Bahia Conference	32	168	29
34 Sergipe Mission	36	108	10
35 South Bahia Conference	51	422	7
36 Southwest Bahia Mission	38	260	9
Totals	289	2,530	78
37 ECUADOR UNION MISSION	6	195	46
38 North Ecuador Mission	31	242	21
39 South Ecuador Mission	29	188	24
Totals	66	625	45
40 NORTH BRAZIL UNION MISSION	21	1,826	10
41 Maranhao Conference	35	392	17
42 North Para Conference	37	420	13
43 Northeast Maranhao Mission	34	256	10
44 Para-Amapa Mission	35	363	15
45 South Maranhao Mission	40	270	10
46 South Para Conference	38	392	24
47 West Para Mission	26	335	39
Totals	266	4,254	128

Conference or Mission	Denominational Employees																Total Active Employees	Literature Evangelists (Self-employed)	Honorary/ Emeritus Credentialed Employees									
	22a		22b		23a		23b		24		25a		25b		26a					26b		27		29		30		
	FT	PT	FT	PT	FT	PT	FT	PT	FT	PT	FT	PT	FT	PT	FT	PT				FT	PT	FT	PT	FT	PT	FT	PT	FT
SOUTH AMERICAN DIVISION (CONT'D)																												
48 NORTH PERU UNION MISSION	54	104	2,226	...	70	
49 East Central Peru Conference	37	4	148	11	...	
50 North Pacific Conference	56	4	212	16	...	
51 North Peru Mission	41	4	224	
52 Northeast Peru Mission	25	5	141	63	...	
53 West Central Peru Mission	34	6	174	21	...	
Totals	247	127	3,125	111	70	
NORTHEAST BRAZIL UNION MISSION																												
54 Alagoas Mission	8	10	157	30	20
55 Ceara Conference	39	2	153	9	...	
57 Central Pernambuco Conference	49	9	304	15	...	
58 Northeast Brazil Mission	38	5	299	9	...	
59 Pernambuco Conference	40	3	332	16	...	
60 Piaui Mission	14	1	51	18	...	
Totals	218	34	1,518	98	20	
NORTHWEST BRAZIL UNION MISSION																												
61 Amazonas-Roraima Conference	68	7	607	24	...
63 Central Amazon Conference	40	11	497	8	...	
64 South Rondonia Conference	35	3	368	5	...	
65 West Amazon Conference	48	6	305	34	...	
Totals	204	43	3,060	71	2	
PARAGUAY UNION OF CHURCHES MISS																												
66 Central Parana Conference	27	32	700	...	167
69 Central Rio Grande do Sul Conference	41	11	667	15	...	
70 North Parana Conference	46	7	406	12	...	
71 North Rio Grande do Sul Conference	45	10	442	19	...	
72 North Santa Catarina Conference	40	13	816	41	...	
73 Rio Grande do Sul Conference	42	16	658	11	...	
74 Santa Catarina Conference	51	10	656	21	...	
75 South Parana Conference	38	16	774	8	...	
76 West Parana Conference	33	9	412	14	...	
Totals	411	134	6,333	159	167	
SOUTH PERU UNION MISSION																												
77 Central Andina Mission	17	51	1,979	132	12
79 Central Peru Conference	34	8	216	
80 Central South Peru Mission	29	3	171	
81 East Peru Mission	17	4	179	
82 Lake Titicaca Mission	28	3	245	
83 South Peru Mission	38	9	235	
84 Southeast Peru Mission	14	6	218	
Totals	195	88	3,350	132	12	
SOUTHEAST BRAZIL UNION CONFERENCE																												
85 Central Minas Conference	40	9	175	6	...
87 East Minas Conference	29	2	281	10	...	
88 Espirito Santo Conference	39	7	268	13	...	
89 North Minas Mission	23	3	91	7	...	
90 Rio de Janeiro Conference	36	11	590	13	...	

Conference or Mission	Denominational Employees																																			
	22a			22b			23a			23b			24			25a			25b			26a			26b			27			29			30	28	31
	FT	PT	C	FT	PT	C	FT	PT	C	FT	PT	C	FT	PT	C	FT	PT	C	FT	PT	C	FT	PT	C	FT	PT	C	FT	PT	C	Total Active Employees	Literature Evangelists (Self-employed)	Honorary/ Emeritus Cred-entialed Employees			

SOUTH AMERICAN DIVISION (CONT'D)

SOUTHEAST BRAZIL UNION CONFERENCE (CONT'D)																														
91	Rio Fluminense Conference	44	6	5	4	458	26	...
92	South Espirito Santo Conference	48	4	5	2	240	6	...
93	South Minas Conference	34	4	12	2	269	20	...
94	South Rio Conference	47	11	16	1	664	24	...
95	West Minas Mission	20	6	7	133	4	...
Totals		378	113	93	28	6,386	129	57	
URUGUAY UNION OF CHURCHES MISSION																														
96	Uruguay Union of Churches Mission	23	9	5	2	305	13	10	
WEST CENTRAL BRAZIL UNION MISSION																														
97	Central Brazil Conference	15	21	2	5	874	178	38	
98	Central Brazil Conference	42	9	16	6	690	31	...	
99	Central Planalto Conference	61	19	7	3	838	28	...	
100	East Mato Grosso Conference	35	12	6	306	19	...	
101	South Mato Grosso Conference	48	12	9	1	542	
102	Tocantins Mission	21	5	8	3	257	5	...	
103	West Mato Grosso Mission	33	12	15	449	19	...	
Totals		255	90	63	18	3,956	280	38	
ATTACHED FIELD																														
104	Attached Field	1	1
Falkland Islands (Malvinas) Field Station																														
105	Falkland Islands (Malvinas) Field Station	65	238	5	90	3,207	...	1	
106	South American Division	213	217	78	31	5,440	170	489	
108	Bolivia Union Mission	115	24	67	14	2,147	58	33	
109	Central Brazil Union Conference	534	372	107	95	10,449	343	208	
110	Chile Union Mission	179	133	79	35	4,471	79	219	
111	East Brazil Union Mission	289	62	64	22	2,530	78	22	
112	Ecuador Union Mission	66	13	21	5	625	45	46	
113	North Brazil Union Mission	266	59	107	16	4,254	128	10	
114	North Peru Union Mission	247	127	94	35	3,125	111	70	
115	Northeast Brazil Union Mission	218	34	62	18	1,518	98	20	
116	Northwest Brazil Union Mission	204	43	58	19	3,060	71	2	
117	Paraguay Union of Churches Mission	30	16	9	19	445	14	21	
118	South Brazil Union Conference	411	134	101	31	6,333	159	167	
119	South Peru Union Mission	195	88	93	25	3,350	132	12	
120	Southeast Brazil Union Conference	378	113	93	28	6,386	129	57	
121	Uruguay Union of Churches Mission	23	9	5	2	305	13	10	
122	West Central Brazil Union Mission	255	90	63	18	3,956	280	38	
123	Attached Field	1	1
DIVISION TOTALS		3,689	1,772	1,106	503	61,602	1,908	1,425	

SOUTH PACIFIC DIVISION

AUSTRALIAN UNION CONFERENCE																														
12	Greater Sydney Conference	57	12	4	25	95	252
2	North New South Wales Conference	49	2	12	8
3	Northern Australian Conference	12	3	5
4	South Australian Conference	20	2	1
5	South New South Wales Conference	13	3	1
6	South Queensland Conference	52	25	1	6
7	Tasmanian Conference	8	15	9	2
8	Victorian Conference	48	117	42	9
9	Western Australian Conference	28	27	6	18
Totals		299	20	10	4	660	184	28	5	111	26	52	2	10	5	200	85	14	1	66	74	710	1,633	1,533	5,732	30	572	30	252	

Conference or Mission	Denominational Employees															Total Active Employees	Literature Evangelists (Self-employed)	Honorary/Emeritus Credentialed Employees										
	22a		22b		23a		23b		24		25a		25b		26a				26b		27		29		30	28	31	
	FT	PT	FT	PT	FT	PT	FT	PT	FT	PT	FT	PT	FT	PT	FT				PT	FT	PT	FT	PT	FT				PT

SOUTH PACIFIC DIVISION (CONT'D)

11 NEW ZEALAND PACIFIC UNION CONF	3	13	...	8	...	11	7	1	25	4	...	75	...	27
12 Cook Islands Mission	3	...	1	...	10	1	2	...	1	4	1	...	24	
13 French Polynesia Mission	12	8	...	3	...	17	...	2	16	...	59	11	...	
14 New Caledonia Mission	6	1	7	
15 North New Zealand Conference	36	1	2	...	26	...	2	...	7	...	11	21	7	36	4	...	169	...	
16 Pitcairn Field Station	1	1	
17 South New Zealand Conference	9	1	...	1	10	...	1	...	3	2	2	1	5	12	...	50	...	
Totals	70	2	3	1	67	1	14	...	41	2	16	...	1	28	13	83	20	1	385	11	27
18 PAPAUA NEW GUINEA UNION MISSION	13	...	3	...	2	...	3	...	47	...	1	30	99	4	20
19 Bougainville Mission	13	...	3	...	12	...	1	31	13	181	22	...
20 Central Papua Conference	48	...	3	...	130	...	2	...	32	...	60	...	3	18	362	79	...
21 Eastern Highlands Simbu Mission	107	...	1	...	38	...	1	...	14	...	35	6	202	28	...
22 Madang Manus Mission	17	...	1	...	64	...	1	...	3	...	17	5	231	24	...
23 Morobe Mission	52	...	1	...	24	...	1	...	8	...	45	...	3	7	199	80	...
24 New Britain New Ireland Mission	25	...	3	...	1	...	1	...	10	...	30	3	96	71	...
25 Northern and Milne Bay Mission	13	20	3	...	9	3	59	29	...
26 Sepik Mission	15	...	1	...	26	3	...	18	...	1	9	118	17	...
27 South West Papua Mission	11	...	1	...	1	...	1	...	1	...	7	1	45	6	...
28 Western Highlands Mission	137	...	1	...	65	...	1	...	8	...	76	2	329	22	...
Totals	451	...	18	...	383	...	12	...	129	...	329	...	7	97	...	173	1,921	382	20
29 TRANS PACIFIC UNION MISSION	9	11	...	5	...	17	...	1	26	4	...	3	...	83	...	21
30 American Samoa Region	6	...	1	...	1	...	1	5	...	1	3	...	2	42
31 Fiji Mission	36	...	5	1	...	6	...	18	...	17	13	...	2	101	13	...
32 Kiribati Mission	5	5	...	4	15	69
33 Niue Field Station	1	1
34 Samoa-Tokelau Mission	20	17	...	5	...	1	...	14	1	...	9	81	21	...
35 Solomon Islands Mission	52	...	24	...	437	...	3	...	17	...	19	...	32	119	1,130	88	...
36 Tonga Mission	12	...	3	...	30	...	2	...	5	...	5	85
37 Tuvalu Region	1	4	1	6
38 Vanuatu Mission	21	53	...	6	...	32	...	9	...	8	44	257
Totals	163	...	33	...	549	...	23	...	83	...	75	...	64	103	4	132	23	...	1,855	122	21

Note—Statistics for Nauru Attached Church are on the Trans Pacific Union row.

39 SOUTH PACIFIC DIVISION	29	...	7	...	52	5	31	...	191	15	3	122	21	1,642	1,166	879	4,182	...	6
40 Australian Union Conference	299	20	10	4	660	184	28	5	111	26	52	2	10	5	200	85	14	1	66	74	710	1,633	1,533	5,732	30	252	
41 New Zealand Pacific Union Conference	70	2	3	1	67	1	14	...	41	2	16	28	13	83	20	1	385	11	27
42 Papua New Guinea Union Mission	451	...	18	...	383	...	12	...	129	...	329	...	7	97	...	173	1,921	382	20
43 Trans Pacific Union Mission	163	...	33	...	549	...	23	...	83	...	75	...	64	103	4	132	23	...	1,855	122	21
DIVISION TOTALS	1,012	22	71	5	1,711	190	108	5	555	43	475	2	82	5	1,131	86	48	1	416	112	2,740	2,842	2,413	14,075	545	326	

SOUTHERN AFRICA-INDIAN OCEAN DIVISION

1 BOTSWANA UNION CONFERENCE	5	...	1	1	...	6	...	1	4	...	1	19	...	23
2 North Botswana Conference	5	...	1	2	...	4	...	7	...	5	2	...	67	93	48	...
3 South Botswana Conference	17	...	1	2	...	4	...	16	1	...	70	112	298	...
Totals	27	...	3	5	...	14	...	24	...	5	7	...	138	224	346	23
4 INDIAN OCEAN UNION CONFERENCE	15	...	26	3	...	40	...	2	...	1	21	3	86	4	49	253	...	91
5 Central Malagasy Conference	39	21	...	9	...	15	...	12	5	...	56	161	84	...
6 East Malagasy Conference	15	20	7	...	12	2	...	25	104	28	...
7 Mauritius Conference	9	3	...	5	...	6	6	32	46	...
8 Mayotte Field Station	1	1

Conference or Mission	Denominational Employees																					Total Active Employees	Literature Evangelists (Self-employed)	Honorary/Emeritus Credentialed Employees																		
	22a			22b			23a			23b			24			25a			25b						26a			26b			27			29			30			28		
	FT	PT	C	FT	PT	C	FT	PT	C	FT	PT	C	FT	PT	C	FT	PT	C	FT	PT	C				FT	PT	C	FT	PT	C	FT	PT	C	FT	PT	C						

SOUTHERN AFRICA-INDIAN OCEAN DIVISION (CONT'D)

1																																			
INDIAN OCEAN UNION CONFERENCE (CONT'D)																																			
9	20				9				6			8								4			2							5			54	29	
10		17			8			1	5			6			1			2		5			1						20			66	64		
11		4					2		4	1								1													12	6			
12	3								1			2								3			2							2	12	10			
13	15				10			1	6			7								3			2						15	60	14				
14	7				1			1	2			4								117			7						138	21					
Totals	144		26		68		20		91	1	60				2				49	3		326		37	50				893	302			91		
MALAWI UNION CONFERENCE																																			
15	15				70				379		17								206			43						490	93		1,313			21	
16	60			41				22	8										25			14						3	173	212					
17	38							12	6										9			9						3	68	136					
18	74			50				24	11										29			17						2	207	248					
Totals	187			161				437	42		42				5				269			74						490	101	1,761	596			21	
MOZAMBIQUE UNION MISSION																																			
19	10			1			3		7		1								2			3						4			31			19	
20	14		7		9			4			7											3						22			63				
21	11						1		3		3																	9	27	14					
22	6		1						8		8								2									2		21					
23	13		5		17			4	4										2			8						5	67	3					
Totals	54		13		27		17		16		19				5				4			11						42	209	18				19	
NORTH-EASTERN ANGOLA UNION MISS																																			
24	9							13											4									2	28					32	
25	21							4			15								3			3					2	3	52						
26	13							9			35								15			2						3	1	78					
27	11							1			19								9			2						3	45						
28	17							6			30								17			1						1	4	79					
Totals	71							33			99				5				48			1					2	4	13	282				32	
NORTHERN ZAMBIA UNION CONFERENCE																																			
29	7		2					20											11								1	1						37	
30	29						1		13		12								1								3	59	278						
31	12						1		3		5								2			3					4	2	9	38	62				
32	14						1		14		12								4			2					3	48	113						
33	14						1		7		8								4			4					8	42	236						
34	11							8			11											3					6	36	175						
35	10		1					1			5											1					6	17	56						
Totals	97		3				4		66		53				6				22			11				11	15	282	920					37	
SOUTHERN AFRICA UNION CONFERENCE																																			
36	20		7		19		8		126	1									78			2					154	421						100	
37	48		4		57		9		63		32								53			28					51	348							
38	40		2		9				20		6								6			5						90	131						
39	7		1		1				8		2								2								128	150	39						
40	6		1						2		7								3								20	14							
41	4								5		7								5								2	23	16						
42	41		6		25		1		28		20								50			16					123	324	177						
43	3								5		6								1								17	29							
44	53		2						25		25								8								10	125	72						
Totals	222		23		111		19		282	1	105				6				206			51				418	64	1,518	478					100	
SOUTHERN ZAMBIA UNION CONFERENCE																																			
45	16		2		30		8		86										20			32					2	197					22		
46	9								11		6																	26	77						
47	21		1						6		5								5								10	55	230						

Conference or Mission	Denominational Employees																								
	22a		22b		23a		23b		24		25a		25b		26a		26b		27		29		30	28	31
	FT	PT	FT	PT	FT	PT	FT	PT	FT	PT	FT	PT	FT	PT	FT	PT	FT	PT	FT	PT	FT	PT	Total Active Employees	Literature Evangelists (Self-employed)	Honorary/ Emeritus Cred-entialed Employees

SOUTHERN AFRICA-INDIAN OCEAN DIVISION (CONT'D)

SOUTHERN ZAMBIA UNION CONFERENCE (CONT'D)																											
48	South Zambia Conference	31	1	2	21	...	9	64	518	...		
49	West Zambia Field	12	7	...	7	3	1	31	219	...	
50	Woodlands Conference	19	14	5	4	4	...	46	120	...	
	Totals	108	...	3	...	30	...	145	5	31	2	32	...	2	15	1	4	419	1,164	22	
SOUTH-WESTERN ANGOLA UNION MISS																											
51	South-Western Angola Union Miss	17	28	...	2	54	...	189	
52	Central Association Mission	73	25	...	28	126	
53	South Association Mission	32	21	...	14	85	
	Totals	122	74	...	44	265	...	189	
ZIMBABWE CENTRAL UNION CONF																											
54	Zimbabwe Central Union Conf	4	10	10	...	27	
55	Central Zimbabwe Conference	22	56	...	19	3	9	79	...	210	
56	North-West Zimbabwe Conference	18	4	...	16	3	...	43	
	Totals	44	70	...	35	3	19	79	...	280	
ZIMBABWE EAST UNION CONF																											
57	Zimbabwe East Union Conf	5	13	1	1	...	21	...	3	
58	East Zimbabwe Conference	32	49	...	14	69	...	162	
59	North Zimbabwe Conference	31	44	...	5	17	16	...	118	102	...	
	Totals	68	106	...	19	87	17	2	307	264	3	
ZIMBABWE WEST UNION CONF																											
60	Zimbabwe West Union Conf	9	86	...	2	67	126	57	362	...	36	
61	South Zimbabwe Conference	27	11	...	4	9	...	58	60	...	
62	West Zimbabwe Conference	26	27	...	6	27	...	110	29	
	Totals	62	124	...	12	94	135	57	530	89	36	
ATTACHED FIELD																											
63	Attached Field	5	8	...	1	2	
64	Sao Tome and Principe Mission	19	36	77	
65	SOUTHERN AFRICA-INDIAN OCEAN DIV	27	...	3	14	...	24	138	346	23	...	
66	Botswana Union Conference	144	...	26	...	68	...	91	1	60	11	328	37	50	302	91	...	
67	Indian Ocean Union Conference	187	161	...	437	...	42	74	490	101	...	1,761	596	21	
68	Malawi Union Conference	54	...	13	...	27	...	16	...	19	11	42	209	18	...	
69	Mozambique Union Mission	71	33	...	99	1	3	2	4	13	282	32	...	
70	North-Eastern Angola Union Mission	97	...	3	66	...	53	11	11	15	282	920	37	
71	Northern Zambia Union Conference	222	...	23	...	111	...	282	1	105	51	418	64	...	1,518	478	100	
72	Southern Africa Union Conference	108	...	3	...	30	...	145	5	31	2	32	15	1	4	419	1,164	22	
73	Southern Zambia Union Conference	122	74	...	44	265	...	189	
74	South-Western Angola Union Mission	44	106	...	35	
75	Zimbabwe Central Union Conference	68	106	...	19	87	17	2	307	264	3	
76	Zimbabwe East Union Conference	62	124	...	12	94	135	57	530	89	36	
77	Zimbabwe West Union Conference	5	8	...	1	2	
78	Attached Field	1,230	...	76	...	419	...	1,502	7	544	4	183	3	30	1,642	449	141	7,066	4,177	573	
	DIVISION TOTALS

SOUTHERN ASIA DIVISION

1	EAST-CENTRAL INDIA UNION SECTION	6	2	286	...	361
2	Adilabad Region	1	3	3	
3	East Telangana Section	12	9	
4	Guntur Section	5	10	
5	Hyderabad Metro Section	11	17	

Conference or Mission		Denominational Employees																						Total Active Employees	Literature Evangelists (Self-employed)	Honorary/Emeritus Credentialed Employees			
		22a		22b		23a		23b		24		25a		25b		26a		26b		27		29					30		
		FT	PT	FT	PT	FT	PT	FT	PT	FT	PT	FT	PT	FT	PT	FT	PT	FT	PT	FT	PT	FT	PT					C	
1		Conference or Mission																						31					
SOUTHERN ASIA DIVISION (CONT'D)																													
EAST-CENTRAL INDIA UNION SECTION (CONT'D)																													
6	North Andhra Section	22																							96				
7	North Orissa Region	1																							4				
8	North Rayalaseema Section	7																							18				
9	Northeast Andhra Section	6																							6				
10	Orissa Section	4																							13				
11	South Andhra Section	26																							103				
12	South Rayalaseema Section	5																							17				
13	Southeast Andhra Section	19																							50				
14	Vishaka Metro Section	3																							11				
15	West Telangana Section	11																							31				
Totals		139																							713			361	
NORTHEAST INDIA UNION SECTION																													
16	Assam Region	4																							16				
17	Arunachal Pradesh Region	3																							80				
18	Assam Region	4																							19				
19	Garos Section	7																							56			5	
20	Khasi/Jaintia Conference	15																							160			3	
21	Manipur Conference	12																							177			3	
22	Mizo Conference	23																							204				
23	Nagaland Region	4																							35				
24	Tripura Region	5																							78				
Totals		77																							858			11	
NORTHERN INDIA UNION SECTION																													
25	Bihar Region	2																							495			346	
26	Central Uttar Pradesh Region	6																							5				
27	Central Uttar Pradesh Region	1																							1				
28	Chhattisgarh Region	3																							4				
29	Delhi Metro Region	2																							6			1	
30	Eastern Jharkhand Section	2																							6			3	
31	Eastern Uttar Pradesh Section	2																							14			10	
32	Haryana Region	1																							11				
33	Himachal Pradesh Region	1																							5				
34	Kolkata Metro Region	1																							5				
35	Madhya Pradesh Region	2																							4				
36	North Bengal Section	4																							47			2	
37	North India Section	7																							21			6	
38	Rajasthan Section	6																							16			10	
39	South Bengal Section	2																							17				
40	Upper Ganges Section	6																							16			6	
41	Uttarakhand Region	3																							6				
42	Western Jharkhand Section	5																							50			10	
Totals		46																							729			48	
SOUTH-CENTRAL INDIA UNION SECTION																													
43	Bangalore Metro Conference	5																							514			20	
44	Goa-West Karnataka Section	36																							62			61	
45	Kolar-Chinhamani Region	2																							23			11	
46	North Karnataka Section	1																							13			19	
47	North Karnataka Section	1																							27			11	
48	Raichur-Bellary Region	4																							13			2	
49	South Karnataka Section	1																							16			10	
Totals		49																							668			114	20

Conference or Mission		Denominational Employees																											
		22a		22b		23a		23b		24		25a		25b		26a		26b		27		29		30		31			
Conference or Mission		Ministerial Credential		Commissioned Minister Credential		Commissioned Ministry of Teaching Credential		Administrative Ministries Credential		Missionary Credential		Ministerial License		Commissioned Minister License		Commissioned Ministry of Teaching License		Administrative Ministries License		Missionary License		All Other Employees Including Part Time and Casual		Total Active Employees		Literature Evangelists (Self-employed)		Honorary/ Emeritus Credentialed Employees	
		FT	PT	FT	PT	FT	PT	FT	PT	FT	PT	FT	PT	FT	PT	FT	PT	FT	PT	FT	PT	FT	PT	FT	PT	FT	PT	FT	PT
SOUTHERN ASIA-PACIFIC DIVISION																													
1 BANGLADESH UNION MISSION		10	128	15	...	150	...	303	15	
2 East Bangladesh Mission		6	20	55	...	81	...	6	...		
3 North Bangladesh Mission		9	29	53	...	91		
4 South Bangladesh Mission		12	53	92	...	157	...	1	...		
5 West Bangladesh Mission		8	48	63	...	119		
Totals		45	278	15	...	413	...	751	...	7	15	
CENTRAL PHILIPPINE UNION CONF																													
6 Central Visayan Conference		18	443	495	...	31	10	126	62	
7 East Visayan Conference		36	95	11	...	10	...	159	...	68	...	
8 East Visayan Conference		21	47	22	...	4	...	92	...	80	...	
9 Negros Occidental Conference		28	60	13	124	...	126	...	
10 Negros Oriental-Siquijor Mission		12	20	13	56	...	69	...	
11 Rombon Mission		7	8	11	...	3	...	35	...	30	...	
12 Samar Mission		8	11	4	...	3	...	29	...	77	...	
13 West Visayan Conference		37	57	9	116	...	95	...	
Totals		167	741	578	...	51	10	127	1,741	545	62	
EAST INDONESIA UNION CONFERENCE																													
14 Balaang Mongondow and Gorontalo Mission		25	130	105	20	13	294	...	5	
15 Central Sulawesi Mission		20	30	3	...	4	...	60	...	28	...	
16 Luwu Tana Toraja Mission		13	20	3	...	17	...	8	60	...	42	...
17 Maluku Mission		13	24	59	...	5	...	
18 Manado and North Maluku Conference		56	124	4	195	...	72	...	
19 Minahasa Conference		44	210	5	...	18	...	313	...	115	...	
20 North Minahasa Bitung Mission		36	17	10	94	...	19	...	
21 Northern Island Mission		12	13	6	...	1	...	41	...	15	...	
22 Papua Mission		27	71	28	10	13	193	...	40	
23 South Sulawesi Conference		14	20	3	...	6	7	20	80	
24 West Papua Mission		14	39	15	73	...	25	...	
Totals		299	727	196	30	46	7	54	1,542	361	5	
MYANMAR UNION MISSION																													
26 Ayeayawady Mission		18	39	42	...	78	...	3	187	...	72	
27 Central Luzon Conference		13	15	8	...	55	...	154	...	29	...	
28 Upper Myanmar Mission		14	12	4	...	35	...	60	...	34	...	
29 South East Mission		15	5	12	...	60	...	83	...	8	...	
30 Upper Myanmar Mission		28	15	5	...	68	...	181	...	20	...	
31 Yargon Mission		14	7	1	...	33	...	38	...	87	...	
Totals		102	93	72	...	329	...	256	922	146	72	
NORTH PHILIPPINE UNION CONFERENCE																													
32 Cavite Mission		40	994	314	...	341	148	169	2,010	...	52	
33 Central Luzon Conference		22	6	3	...	12	...	15	66	...	161	
34 Mountain Provinces Mission		11	162	54	346	...	535	...	
35 Northeast Luzon Mission		9	52	3	...	24	...	39	133	...	85	
36 Northern Luzon Mission		16	47	4	...	41	...	116	...	133	...	
37 Palawan Mission		18	30	18	...	7	...	44	...	148	...	
38 South-Central Luzon Conference		40	127	12	195	...	259	...	
39 Southern Luzon Mission		17	40	10	...	13	...	83	...	233	...	
Totals		244	1,504	430	...	450	148	288	3,185	1,758	52	
PAKISTAN UNION SECTION																													
41 Northern Section		8	49	39	650	...	10	...	
42 Southern Section		6	4	8	...	29	
Totals		26	59	39	...	587	...	730	...	10	...	

GENERAL STATISTICS BY DIVISION FOR 2020

Conference or Mission	Denominational Employees																Total Active Employees	Literature Evangelists (Self-employed)	Honorary/Emeritus Credentialed Employees								
	22a		22b		23a		23b		24		25a		25b		26a					26b		27		29			30
	FT	PT	FT	PT	FT	PT	FT	PT	FT	PT	FT	PT	FT	PT	FT	PT				FT	PT	FT	PT	C	FT	PT	C
SOUTHERN ASIA-PACIFIC DIVISION (CONT'D)																											
44 SOUTH PHILIPPINE UNION CONFERENCE	42	543	3	10	315	...	474	47	18	1,452	...	46
45 Central Mindanao Mission	29	33	8	8	20	70	160	163	...
46 Davao Mission	43	67	...	18	25	21	...	174	234	...
47 North Central Mindanao Conference	28	49	6	6	29	...	36	148	303	...
48 Northeastern Mindanao Mission	36	43	8	8	32	...	33	152	147	...
49 Southern Mindanao Mission	41	69	16	16	25	...	126	277	139	...
50 Western Mindanao Conference	40	64	10	13	36	...	16	...	87	256	174	...
51 Zamboanga Peninsula Mission	22	26	10	10	25	...	86	169	75	...
Totals	281	894	3	89	507	...	771	68	175	2,788	1,235	46
52 SOUTHEAST ASIA UNION MISSION	13	309	8	9	164	...	1,451	170	11	2,135	...	39
53 Cambodia Mission	8	41	9	7	27	...	7	2	...	94	14	...
54 Laos Region	8	9	...	8	9	...	2	36	12	...
55 Peninsular Malaysia Mission	13	7	26	1	6	...	1	54	35	...
56 Sabah Mission	29	118	37	17	5	...	60	5	1	255	100	...
57 Sarawak Mission	26	42	17	43	...	32	1	...	161	36	...
58 Singapore Conference	10	14	5	30	...	19	3	...	92
59 Thailand Mission	46	265	26	26	18	...	419	47	...	821	92	...
60 Vietnam Mission	26	5	152	1	184	33	...
Totals	179	810	8	287	1	303	13	1,991	228	12	3,832	322	39
61 WEST INDONESIA UNION MISSION	37	1,232	...	22	367	144	174	22	15	2,013	...	7
62 Central Java Mission	21	17	...	6	3	...	84	...	4	135	19	...
63 Central Sumatra Mission	36	79	...	20	2	...	111	101	1	350	13	...
64 East Java Conference	44	51	15	15	84	...	120	314	39	...
65 East Kalimantan Mission	30	54	17	26	...	10	...	61	198	30	...
66 Jakarta Conference	158	207	11	49	49	96	80	650	41	...
67 North Sumatra Mission	44	96	19	19	13	...	269	126	...	567	28	...
68 Nusa Tenggara Mission	26	39	18	4	...	69	...	1	157	24	...
69 South Sumatra Mission	22	14	...	8	6	...	22	10	4	86	15	...
70 West Java Conference	48	48	8	4	63	...	171	26	...
71 West Kalimantan Region	12	13	...	12	4	...	6	1	3	51	13	...
Totals	478	1,850	11	194	562	144	865	419	169	4,692	248	7
72 ATTACHED FIELDS	11	51	43	...	258	8	54	425	8	...
73 Sri Lanka Mission of SDA	3	2	4	...	4	2	...	33	2	...	50	10	...
74 Timor-Leste Mission	14	2	55	...	4	45	...	291	10	54	475	18	...
Totals	30	97	...	2	26	155	...	10
75 SOUTHERN ASIA-PACIFIC DIVISION	45	278	15	...	413	751	7	15
76 Bangladesh Union Mission	167	741	...	67	578	...	51	10	127	1,741	545	62
77 Central Philippine Union Conference	299	727	...	161	22	196	30	46	7	54	1,542	361	5
78 East Indonesia Union Conference	102	93	70	72	...	329	...	256	922	146	72
79 Myanmar Union Mission	244	1,504	...	121	430	...	450	148	288	3,185	1,758	52
80 North Philippine Union Conference	26	59	19	39	...	587	730	10	...
81 Pakistan Union Section	281	894	3	89	507	...	771	68	175	2,788	1,235	46
82 South Philippine Union Conference	179	810	8	287	1	303	13	1,991	228	12	3,832	322	39
83 Southeast Asia Union Mission	478	1,850	11	194	562	144	865	419	169	4,692	248	7
84 West Indonesia Union Mission	14	2	55	...	4	45	...	291	10	54	475	18	...
85 Attached Fields	1,865	2	7,108	22	1,014	23	2,773	187	5,794	890	1,135	20,813	4,650	308
DIVISION TOTALS	1,865	2	7,108	22	1,014	23	2,773	187	5,794	890	1,135	20,813	4,650	308

Chapter 6 - Institutions

SECTION I—EDUCATIONAL INSTITUTIONS AND PRIMARY SCHOOLS

Table 26

Division and Institution	Category (SDA Yearbook 2021 ed. p. 453)	Enrollment and Graduates			Teachers and Other Employees			Division and Institution	Category (SDA Yearbook 2021 ed. p. 453)	Enrollment and Graduates			Teachers and Other Employees		
		SDA Enrollment	Total Enrollment	Graduates	SDA Teachers	Total Teachers	Other Employees			SDA Enrollment	Total Enrollment	Graduates	SDA Teachers	Total Teachers	Other Employees
PART I—Tertiary Institutions								NORTH AMERICAN DIVISION (CONTD)							
Parenthesized figures after "Totals" represent the number of tertiary institutions in the divisions.								Lake Union Conference							
EAST-CENTRAL AFRICA DIVISION								Andrews University*							
East Kenya Union Conference								G 2,751 2,891 805 275 318 565							
Adventist University of Africa* (2019)								Mid-America Union Conference							
G 588 597 42 20 20 33								Union College							
Eastern Ethiopia Union Mission								G 532 692 172 70 121 139							
Ethiopia Adventist College (2018)								North Pacific Union Conference							
C 375 853 372 20 20 21								Walla Walla University							
North East Congo Union Mission								G 1,152 1,737 442 184 239 200							
Adventist University of Lukanga (2018)								Pacific Union Conference							
C 477 685 41 25 26 . . .								La Sierra University							
Northern Tanzania Union Conference								G 757 2,026 464 173 240 205							
The University of Arusha (2018)								Loma Linda University*							
C 310 1,091 . . . 41 45 66								G 1,759 4,514 1,345 990 2,433 1,154							
Rwanda Union Mission								Pacific Union College							
Adventist Univ of Central Africa (2018)								G 533 963 239 92 110 151							
C 1,060 3,092 600 72 104 101								Southern Union Conference							
Uganda Union Mission								AdventHealth University							
Bugema University								C 365 1,802 443 121 282 157							
C 2,046 4,809 440 148 307 166								G 1,277 1,500 283 157 177 210							
West Congo Union Mission								Southern Adventist University							
Adventist University of Congo (2018)								G 2,350 2,706 665 284 377 304							
C 40 79 . . . 27 48 2								Southwestern Union Conference							
West Kenya Union Conference								Southwestern Adventist University							
Univ of Eastern Africa Baraton (2018)								G 609 637 153 79 86 73							
G 1,108 3,202 699 156 360 . . .								Totals (13)							
Totals (8)								12,650 22,464 5,681 2,593 4,699 3,344							
6,004 14,408 2,194 509 930 389								NORTHERN ASIA-PACIFIC DIVISION							
EURO-ASIA DIVISION								Japan Union Conference							
Ukrainian Union Conference								Saniku Gakuin College							
Ukrainian Adv Center of Higher Edu								C 65 221 45 20 27 29							
C 407 673 113 30 47 58								Korean Union Conference							
West Russian Union Conference								Sahmyook Health University College							
Zaoksky Adventist University								C 252 1,279 446 43 43 32							
G 280 290 74 25 25 46								Sahmyook University							
Totals (2)								G 872 5,517 1,100 202 210 138							
687 963 187 55 72 104								Attached Field							
INTER-AMERICAN DIVISION								Taiwan Adventist College							
Caribbean Union Conference								C 223 235 61 23 23 22							
University of the Southern Caribbean								Totals (4)							
G 1,009 2,728 585 159 231 186								1,412 7,252 1,652 288 303 221							
Chiapas Mexican Union Conference								SOUTH AMERICAN DIVISION							
Linda Vista University (2019)								Argentina Union Conference							
G 773 792 191 68 68 33								Misiones Adventist College							
Cuban Union Conference								C 185 367 26 42 42 3							
Cuba Adv Theological Seminary								G 1,916 2,280 260 435 666 30							
C 109 109 30 13 13 22								Bolivia Union Mission							
Dominican Union Conference								Bolivia Adventist University							
Dominican Adventist University								G 668 1,350 117 66 109 5							
C 1,087 2,169 373 166 181 47								Central Brazil Union Conference							
Haitian Union Mission								Brazil Adventist University - Virtual							
Adventist University of Haiti (2019)								G 642 1,668 174 27 27 33							
C 548 568 165 73 102 116								Brazil Adventist University							
Jamaica Union Conference								Engenheiro Coelho Campus							
Northern Caribbean University								G 2,669 4,296 773 356 443 419							
G 1,938 3,858 709 352 558 368								Hortolandia Campus							
North Colombian Union Conference								G 331 1,602 61 121 197 20							
Colombia Adventist University Corp								Sao Paulo Campus							
C 1,031 1,478 328 102 188 338								G 1,472 2,929 694 78 249 224							
North Mexican Union Conference								Latin-American Adv Theol Seminary							
Montemorelos University								G							
G 2,405 2,503 347 263 282 175								Chile Union Mission							
Navoja University								Chile Adventist University							
C 257 272 56 58 65 21								G 919 4,479 247 161 282 226							
Puerto Rican Union Conference								East Brazil Union Mission							
Antillean Adventist University								Bahia Adventist College							
G 493 1,098 262 39 39 103								G 1,481 2,052 315 156 190 11							
Inter-American Adv Theol Seminary								Ecuador Union Mission							
G 355 355 78 22 22 10								Ecuador Adventist College							
South Central American Union Mission								C 36 124 . . . 30 33 11							
Central American Adv University								North Brazil Union Mission							
C 375 405 99 57 63 53								Amazonia Adventist College							
West Venezuela Union Mission								C 198 248 47 17 17 16							
Adventist Univ Inst of Venezuela (2019)								North Peru Union Mission							
C 407 485 64 37 42 70								Peruvian Union University (Lima)							
Totals (13)								G 1,851 4,575 720 277 341 864							
10,787 16,820 3,287 1,409 1,854 1,542								G 1,633 3,850 390 134 216 . . .							
INTER-EUROPEAN DIVISION								Tarapoto Campus							
Austrian Union of Churches Conference								G 557 2,109 200 75 146 101							
Bogenhofen Seminary								Paraguay Union of Churches Mission							
C 62 67 13 12 12 20								Paraguay Adventist University							
Czechoslovakian Union Conference								C 20 20 . . . 6 6 . . .							
Czechoslovakian Un Adv Theol Inst								South Brazil Union Conference							
C 43 46 1 16 16 2								Parana Adventist College							
Franco-Belgian Union Conference								C 631 678 148 67 92 19							
Adventist University of France								Southeast Brazil Union Conference							
G 116 133 21 11 15 3								C 137 380 82 35 45 16							
Italian Union of Churches Conference								Totals (18)							
Italian Adventist University Villa Aurora								15,346 33,007 4,254 2,083 3,101 1,998							
G 34 49 4 8 9 19								SOUTH PACIFIC DIVISION							
North German Union Conference								Australian Union Conference							
Friedensau Adventist University								Avondale College of Higher Education							
G 113 195 27 17 24 45								G 681 1,312 258 51 64 98							
Romanian Union Conference								Papua New Guinea Union Mission							
Adventus University Cernica								Pacific Adventist University							
C 120 166 48 21 31 32								G 801 1,268 279 43 43 210							
Liceul International Integritas								C 503 670 109 36 36 30							
C 60 64 . . . 16 16 14								Trans Pacific Union Mission							
Spanish Union of Churches Conference								Atofi College of Nursing							
Sagunto Adventist College								C 63 91 24 8 8 6							
C 42 42 13 21 21 2								C 293 440 142 22 23 31							
Totals (8)								Totals (5)							
590 762 127 122 144 137								2,341 3,781 812 160 174 375							
NORTH AMERICAN DIVISION								SOUTHERN AFRICA-INDIAN OCEAN DIVISION							
Canada, SDA Church in								Indian Ocean Union Conference							
Burman University								Adventist University Zurcher							
C 274 1,408 116 47 51 57								C 381 467 . . . 32 58 48							
Columbia Union Conference								Malawi Union Conference							
Kettering College								Malawi Adventist University							
C 85 763 295 28 79 39								C 880 1,625 410 51 57 . . .							
Washington Adventist University								Mozambique Union Mission							
G 206 825 259 93 186 90								C 98 316 . . . 15 35 32							

Division and Institution	Category (SDA Yearbook 2021 ed. p. 453)	Enrollment and Graduates			Teachers and Other Employees		
		SDA Enrollment	Total Enrollment	Graduates	SDA Teachers	Total Teachers	Other Employees
PART I—Tertiary Institutions (Cont'd)							
SOUTHERN AFRICA-INDIAN OCEAN DIVISION (CONT'D)							
Southern Africa Union Conference							
Helderberg College of Higher Education	C	448	690	73	43	46	55
Southern Zambia Union Conference							
Rusangu University (2018)	C	3,662	5,369	547	65	71	67
South-Western Angola Union Mission							
Angola Adventist University	C	109	109	58	10	10	30
Zimbabwe West Union Conference							
Solusi University (2019)	G	1,065	1,794	...	43	44	101
Totals (7)		6,643	10,370	1,088	259	321	333
SOUTHERN ASIA DIVISION							
East-Central India Union Section							
Flaiz Adventist College (2019)	C	168	185	54	12	19	9
Metas Adv College (Nuzvid) (2019)	C	1,047	1,164	...	37	45	24
Northeast India Union Section							
Northeast Adventist College (2018)	C	150	341	54	19	28	29
Northern India Union Section							
Metas Adv College (Ranchi) (2018)	C	1,452	1,670	...	28	74	6
Roorkee Adventist College (2018)	C	46	153	47	6	18	3
South-Central India Union Section							
Lowry Adventist College (2018)	C	210	342	...	30	61	14
Southeast India Union Section							
Vellore Adv College of Edu (2018)	C	44	111	4	2
Western India Union Section							
Metas Adventist College (Surat) (2018)	C	30	8,163	...	83	265	13
Spicer Adventist University (2018)	G	255	305	...	66	94	86
Totals (9)		3,402	12,434	155	281	608	186
SOUTHERN ASIA-PACIFIC DIVISION							
Bangladesh Union Mission							
Bangladesh Adv Sem and College	C	87	95	12	16	16	4
Central Philippine Union Conference							
Central Philippine Adv College (2019)	C	840	1,035	127	61	61	46
East Indonesia Union Conference							
Klabat University	C	1,674	3,229	334	120	120	85
Myanmar Union Mission							
Myanmar Union Adventist Seminary	C	460	506	108	44	44	...
North Philippine Union Conference							
Adv Intl Inst of Advanced Stud* (2019)	G	713	714	123	39	39	73
Adventist University of the Philippines	G	2,224	2,740	170	268	292	297
Manila Adventist College	C	292	639	135	50	51	27
Naga View Adventist College	C	174	185	14	16	16	1
Northeast Luzon Adv College	C	48	59	11	15	15	4
Northern Luzon Adventist College	G	503	569	61	39	40	21
Pakistan Union Section							
Pakistan Adv Sem and College (2019)	C	43	49	...	8	8	...
South Philippine Union Conference							
Mountain View College	C	1,045	1,111	290	81	84	96
Northern Mindanao Adventist College	C	285	990	130	60	72	44
South Philippine Adventist College	C	289	305	...	26	26	22
Southeast Asia Union Mission							
Adv Coll of Nursing & Health Sciences	C	120	278	48	6	25	5
Asia-Pacific International University	G	500	985	250	67	97	83
West Indonesia Union Mission							
Indonesia Adventist University	C	1,467	1,602	645	86	86	...
Surya Nusantara Adventist College	C	287	372	65	23	23	4
Totals (18)		11,051	15,463	2,523	1,025	1,115	812
TRANS-EUROPEAN DIVISION							
Adriatic Union Conference							
Adriatic Union College	C	39	40	11	3	3	2
British Union Conference							
Newbold College of Higher Education	G	141	141	21	24	24	15
Hungarian Union Conference							
Hungarian Adv Theological College	C	72	95	27	26	30	2
Polish Union Conference							
Polish Sr Coll of Theol & Humanities	C	73	1,092	253	27	66	10
South-East European Union Conference							
Belgrade Theological Seminary	C	25	25	2	13	14	7
Totals (5)		350	1,393	314	93	137	36
WEST-CENTRAL AFRICA DIVISION							
Cameroon Union Mission							
Adventist University Cosendai	C	255	488	178	18	18	9
Eastern Nigeria Union Conference							
Clifford University	C	561	848	66	48	55	50
Southern Ghana Union Conference							
Valley View University	C	3,574	8,105	2,341	83	105	309
West African Union Mission							
Adventist University of West Africa	C	260	993	190	41	51	24

Division and Institution	Category (SDA Yearbook 2021 ed. p. 453)	Enrollment and Graduates			Teachers and Other Employees		
		SDA Enrollment	Total Enrollment	Graduates	SDA Teachers	Total Teachers	Other Employees
WEST-CENTRAL AFRICA DIVISION (CONT'D)							
Western Nigeria Union Conference							
Babcock University	G	604	10,064	2,079	292	530	565
Totals (5)		5,254	20,498	4,854	482	759	957
<i>Attached to the General Conference:</i>							
CHINESE UNION MISSION							
Chinese Adventist Seminary	C	1,104	1,104	94	7	7	8
Hong Kong Adventist College	C	21	106	12	7	20	36
Totals		1,125	1,210	106	14	27	44
MIDDLE EAST AND NORTH AFRICA UNION MISSION							
Middle East University	G	90	172	41	12	12	26
WORLD TOTALS 2020 (118)							
		77,732	160,997	27,275	9,385	14,256	10,504
<i>*General Conference institutions are listed in the division where the home campus is located.</i>							
<i>Note—Dates in parentheses following the entries indicate the year of the most recent report.</i>							
Division and Union	Schools	Enrollment and Graduates			Teachers and Other Employees		
		SDA Enrollment	Total Enrollment	Graduates	SDA Teachers	Total Teachers	Other Employees
PART 2—Worker Training Institutions							
EAST-CENTRAL AFRICA DIVISION							
East Congo Union Mission (2018)	1
East Kenya Union Conference	2	17	33	...	6	11	1
Northern Tanzania Union Conf (2018)	1
Rwanda Union Mission (2019)	1	350	550	...	15	19	10
Uganda Union Mission	5	525	1,044	100	51	139	23
West Congo Union Mission	1	71	104	...	8	10	...
West Kenya Union Conference (2019)	4	900	1,228	65	57	66	44
Totals	15	1,863	2,959	165	137	245	78
EURO-ASIA DIVISION							
Ukrainian Union Conference	1	65	133	...	2	2	...
West Russian Union Conference	1	17	19	...	2	2	...
Totals	2	82	152	...	4	4	...
INTER-AMERICAN DIVISION							
Belize Union Mission	1	35	95	26	9	9	5
INTER-EUROPEAN DIVISION							
Romanian Union Conference	2	48	166	...	28	30	2
SOUTH PACIFIC DIVISION							
Australian Union Conference	1	52	72	1	2	2	1
Trans Pacific Union Mission	2	218	369	72	30	30	5
Totals	3	270	441	73	32	32	6
SOUTHERN AFRICA-INDIAN OCEAN DIVISION							
Botswana Union Conference	1	27	120	...	14	30	60
Southern Africa Union Conference	1	28	182	...	15	17	17
Southern Zambia Union Conference	1	200	583	...	13	31	...
Totals	3	255	885	...	42	78	77
SOUTHERN ASIA DIVISION							
Southwest India Un Section (2018)	1	49	150	...	11	16	5
SOUTHERN ASIA-PACIFIC DIVISION							
Bangladesh Union Mission	1	68	111	23	5	5	16
East Indonesia Union Mission	1	37	142	23	12	14	1
Pakistan Union Section (2019)	1	42	160	57	5	13	4
Totals	3	147	413	103	22	32	21
TRANS-EUROPEAN DIVISION							
Adriatic Union Conference
South-East European Union Conf
Totals
WEST-CENTRAL AFRICA DIVISION							
Cameroon Union Mission	2	37	80	...	6	12	4
Eastern Sahel Union Mission (2019)	1
Northern Ghana Union Mission	3	355	615	...	23	39	50
Southern Ghana Union Conference	2	394	1,203	...	13	50	...
Totals	8	786	1,898	...	42	101	54
WORLD TOTALS 2020							
		38	3,535	7,159	367	547	248
<i>Note—Dates in parentheses following the entries indicate the year of the most recent report.</i>							

STATISTICAL REPORT FOR 2020

Division and Union	Schools	Enrollment		Teachers and Other Employees			Division and Union	Schools	Enrollment		Teachers and Other Employees		
		SDA Enrollment	Total Enrollment	SDA Teachers	Total Teachers	Other Employees			SDA Enrollment	Total Enrollment	SDA Teachers	Total Teachers	Other Employees
PART 4--Primary Schools* (Cont'd)							WEST-CENTRAL AFRICA DIVISION						
SOUTHERN ASIA-PACIFIC DIVISION (CONT'D)							Cameroon Union Mission						
Myanmar Union Mission	34	592	1,771	157	178	2	39	1,547	6,138	207	211	23	
North Philippine Union Conference	161	5,450	14,407	812	815	150	25	621	7,209	125	206	93	
Pakistan Union Section	7	266	770	41	48	3	82	2,034	3,640	180	247	41	
South Philippine Union Conference	81	6,296	14,441	637	638	110	24	270	2,886	60	76	13	
Southeast Asia Union Mission	39	1,813	6,070	412	500	95	539	20,901	75,365	1,565	3,676	49	
West Indonesia Union Mission	98	3,833	10,000	704	882	148	37	3,035	4,471	233	282	...	
Attached Fields	2	27	377	10	28	7	179	9,314	54,960	1,378	3,185	...	
Totals	727	27,251	75,657	4,236	4,658	703	995	39,473	162,666	4,015	8,411	396	
TRANS-EUROPEAN DIVISION							ATTACHED TO THE GENERAL CONFERENCE						
British Union Conference	7	211	436	20	50	46	Chinese Union Mission						
Danish Union of Churches Conference	5	34	275	17	29	5	Middle East & North Africa Un Mission						
Finland Union of Churches Conference	4	46	318	15	31	15	WORLD TOTALS 2020						
Hungarian Union Conference	1	6	150	1	14	4	*Not included in the institutional totals.						
Norwegian Union Conference	11	196	751	111	177	50	Note—In the tables above, dates in parentheses following the entries indicate the year of the most recent report.						
Polish Union Conference	1	6	7	1	1	1							
Swedish Union of Churches Conference	1	35	227	18	25	18							
Attached Fields	1	7	50	3	8	4							
Totals	31	541	2,214	186	335	143							

Summary of Educational Institutions and Primary Schools	Institutions and Primary Schools	Enrollment				Graduates				Teachers				Other Employees
		Primary	Secondary	Worker Training	Tertiary	Primary	Secondary	Worker Training	Tertiary	Primary	Secondary	Worker Training	Tertiary	
Tertiary Institutions	118	160,997	27,275	14,256	10,504
Worker Training Institutions	38	7,159	367	547	248
Secondary Schools	2,640	...	587,283	60,013	42,083	13,819
Institutional Totals	2,796	...	755,439	87,655	56,886	24,571
Primary Schools*	6,623	1,268,405	56,752	16,664
WORLD TOTALS 2020	9,419	...	2,023,844	87,655	113,638	41,235
WORLD TOTALS 2019	9,398	...	2,044,895	95,002	111,833	49,437

SECTION II—HEALTHCARE INSTITUTIONS Table 27

Division and Institution	Location	Beds	Average Daily Census (Inpatients)	Admissions (Inpatients)	Outpatient Visits	SDA Employees	Other Employees	Total Employees	Charity Dollars
PART 1—Hospitals and Sanitariums US\$									
Parenthesized figures after "Totals" represent the number of hospitals and sanitariums in the divisions.									
EAST-CENTRAL AFRICA DIVISION									
East Congo Union Mission									
Lubumbashi Surgical Clinic	Lubumbashi, Dem Rep of the Congo	25	18	388	4,841	30	1	31	2,638
Songa Adventist Hospital	D/S Kamina, Dem Rep of the Congo	75	6	852	2,065	50	...	50	1,200
East Kenya Union Conference									
Better Living Hospital	Nairobi, Kenya	27	5	120	7,089	22	9	31	...
Nairobi Adventist Hospital	Karura, Nairobi, Kenya	90	10	150	8,000	21	4	25	...
Nyanchnwa Adventist Mission Hospital	Kisii, Kenya	50	28	2,556	23,400	65	3	68	...
Northern Tanzania Union Conference									
Heri Adventist Hospital	Kigoma, United Republic of Tanzania	72	36	1,409	7,383	81	12	93	6,518
Mwanza Adventist Medical Centre	Mwanza, Tanzania	60	30	1,704	31,320	46	18	64	682
Rwanda Union Mission									
Mugonero Hospital	Kibuye, Rwanda	120	70	21,900	28,470	62	59	121	1,200
Uganda Union Mission									
Ishaka Adventist Hospital	Bushenyi, Uganda	104	53	5,473	13,732	81	43	124	2,747
West Congo Union Mission									
Kinshasa Adventist Health Centre	Kinshasa II, Dem Rep of the Congo	20	12	1,800	1,700	4	14	18	...
Hopital de Lulengele	Lulengele, Dem Rep of the Congo	100	56	5,000	4,900	10	2	12	...
West Kenya Union Conference									
Baraton Jeremic Community Medical Centre	Eldoret, Kenya	20	11	612	5,193	4	14	18	...
Kendu Adventist Hospital	Kendu Bay, Kenya	100	56	5,663	18,565	10	2	12	500
Western Ethiopia Union Mission									
Gimbie Hospital	Gimbie, West Wollega, Ethiopia	76	45	3,478	23,390	165	7	172	1,000
Totals (14)		939	436	51,105	180,048	651	188	839	16,485
EURO-ASIA DIVISION									
Ukrainian Union Conference									
Adventist Christian Medical Center	Kyiv, Ukraine	8	5	99	5,442	38	7	45	20,205
INTER-AMERICAN DIVISION									
Belize Union Mission									
La Loma Luz Adventist Hospital	Cayo, Belize	12	12	302	6,567	17	26	43	...

INSTITUTIONAL STATISTICS FOR 2020

Division and Institution	Location	Beds	Average Daily Census (Inpatients)	Admissions (Inpatients)	Outpatient Visits	SDA Employees	Other Employees	Total Employees	Charity Dollars
PART 1—Hospitals and Sanitariums (Cont'd)									
INTER-AMERICAN DIVISION (CONT'D)									
Caribbean Union Conference									
Community Hospital of Seventh-day Adv	Port of Spain, Trinidad	80	28	4,289	30,643	54	178	232	10,754
Davis Memorial Clinic and Hospital	Georgetown, Guyana	42	4	380	4,427	34	19	53	2,555
Central Mexican Union Mission									
ACFE Adventist Medical Center	Mexico City, Mexico	No report.							
Dominican Union Conference									
Vista del Jardin Adventist Medical Center	Santo Domingo, Dominican Republic	65	23	3,254	75,874	300	20	320	...
Dutch Caribbean Union Mission									
Antilles Adventist Hospital	Willemstad, Curacao	80	28	4,289	30,643	54	178	232	10,754
Haitian Union Mission									
Adventist Hospital of Haiti	Port-au-Prince, Haiti	43	20	1,729	15,603	140	63	203	...
Honduras Union Mission									
Valley of the Angels Hospital	Tegucigalpa, Honduras	30	25	352	14,852	4	91	95	7,278
Jamaica Union Conference									
Andrews Memorial Hospital	Kingston, Jamaica	65	48	2,947	13,330	159	201	360	20,833
North Mexican Union Conference									
La Carlota Hospital (Montemorelos Univ Hosp)	Montemorelos, Mexico	17	9	888	69,305	68	292	360	49,739
Puerto Rican Union Conference									
Bella Vista Hospital	Mayaguez, Puerto Rico	203	53	3,518	22,334	175	393	568	105
South Central American Union Mission									
Nicaragua Adventist Hospital	Esteli, Nicaragua	10	5	910	12,000	9	27	36	32,137
Southeast Mexican Union Mission									
Southeast Hospital	Villahermosa, Tabasco, Mexico	36	27	2,083	1,532	182	12	194	123,141
West Venezuela Union Mission									
Venezuela Adventist Hospital	Barquisimeto, Venezuela	8	...	81	3,081	21	22	43	900
Totals (14)		691	282	25,022	300,191	1,217	1,522	2,739	258,196
INTER-EUROPEAN DIVISION									
North German Union Conference									
Berlin Hospital (Krankenhaus Waldfriede)	Berlin, Germany	210	164	14,570	90,000	53	724	777	51,000
Psychosomatic Privatclinic	Berlin, Germany	16	14	175	290	2	18	20	...
Swiss Union Conference									
La Ligniere Clinic (Lake Geneva Sanitarium)	Gland, Switzerland	94	85	1,516	2,028	42	130	172	...
Totals (3)		320	263	16,261	92,318	97	872	969	51,000
NORTH AMERICAN DIVISION									
Columbia Union Conference									
Adventist HealthCare Fort Washington Medical Ctr	Fort Washington, Maryland, USA	28	17	1,541	24,101	19	481	500	394,539
Adventist HealthCare Rehabilitation	Rockville, Maryland, USA	97	71	1,986	34,529	35	263	298	308,070
Adventist HealthCare Shady Grove Medical Center	Rockville, Maryland, USA	329	253	16,455	94,320	184	1,948	2,132	12,687,895
Adventist HealthCare White Oak Medical Center	Silver Spring, Maryland, USA	178	132	8,863	41,987	233	971	1,204	8,764,996
Fort Hamilton Hospital, The	Hamilton, Ohio, USA	220	101	6,790	100,806	654	...
Grandview Hospital and Medical Center	Dayton, Ohio, USA	279	158	9,965	312,708	1,383	...
Greene Memorial Hospital	Xenia, Ohio, USA	49	14	1,141	103,025	175	...
Kettering Behavioral Medicine Center	Dayton, Ohio, USA	60	29	2,179	433	128	...
Kettering Medical Center	Kettering, Ohio, USA	478	334	21,816	287,151	2,374	...
Kettering Medical Center Sycamore	Miamisburg, Ohio, USA	130	71	6,007	127,053	588	...
Soin Medical Center	Beavercreek, Ohio, USA	174	111	8,749	111,610	823	...
Southview Medical Center	Dayton, Ohio, USA	127	56	3,992	139,907	473	...
Troy Hospital	Troy, Ohio, USA	28	14	1,271	39,147	166	...
Lake Union Conference									
AdventHealth Durand	Durand, Wisconsin, USA	25	2	147	25,373	1	98	99	209,479
Adventist Bolingbrook Hospital	Bolingbrook, Illinois, USA	138	66	5,598	128,917	530	2,512,426
Adventist GlenOaks Hospital	Glen Dale Heights, Illinois, USA	143	71	4,935	29,780	432	2,529,153
Adventist Hinsdale Hospital	Hinsdale, Illinois, USA	261	121	9,797	162,200	942	1,447,860
Adventist La Grange Memorial Hospital	La Grange, Illinois, USA	186	95	6,957	84,827	590	1,391,375
Mid-America Union Conference									
AdventHealth Ottawa	Ottawa, Kansas, USA	44	9	1,072	68,177	2	335	337	1,658,471
AdventHealth Shawnee Mission	Shawnee Mission, Kansas, USA	504	214	18,821	567,668	92	3,143	3,235	15,929,694
Avista Adventist Hospital	Louisville, Colorado, USA	114	35	4,000	93,428	442	2,512,702
Castle Rock Adventist Hospital	Castle Rock, Colorado, USA	55	28	3,260	116,958	487	1,611,250
Littleton Adventist Hospital	Littleton, Colorado, USA	231	105	8,380	161,263	946	4,026,361
Parker Adventist Hospital	Parker, Colorado, USA	170	87	7,586	242,717	998	4,394,962
Porter Adventist Hospital	Denver, Colorado, USA	368	108	7,100	183,824	1,077	4,618,545
North Pacific Union Conference									
Adventist Health Portland	Portland, Oregon, USA	302	81	7,702	147,454	2,197	5,925,351
Adventist Health Tillamook	Tillamook, Oregon, USA	49	10	1,188	83,927	555	3,274,039
Pacific Union Conference									
Adventist Health (System)	Roseville, California, USA	366	158	11,140	95,142	2,412	7,756,812
Adventist Health and Rideout	Marysville, California, USA	254	172	14,860	138,631	2,231	2,202,168
Adventist Health Bakersfield	Bakersfield, California, USA	160	72	6,507	59,012	1,196	1,898,555
Adventist Health Castle	Kailua, Hawaii, USA	32	14	1,335	99,588	920	3,934,395
Adventist Health Clear Lake	Clearlake, California, USA	156	68	1,952	616	1,567,047
Adventist Health Delano	Delano, California, USA	515	285	17,386	117,210	3,138	6,156,535
Adventist Health Glendale	Glendale, California, USA	235	140	10,871	117,314	1,898	7,768,237
Adventist Health Hanford (includes Selma)	Hanford, California, USA	25	20	1,759	27,042	378	1,560,422
Adventist Health Howard Memorial	Willits, California, USA	194	106	6,934	58,488	1,477	2,497,728
Adventist Health Lodi Memorial	Lodi, California, USA	25	12	423	20,732	86	40,230
Adventist Health Mendocino Coast	Fort Bragg, California, USA	49	16	1,749	29,890	1,011	6,057,739
Adventist Health Reedley	Reedley, California, USA	144	83	6,636	46,915	1,259	2,051,738
Adventist Health Simi Valley	Simi Valley, California, USA	152	102	4,772	137,312	1,377	2,002,736
Adventist Health Sonora	Sonora, California, USA	212	92	4,384	35,852	1,352	2,560,627
Adventist Health St Helena	St Helena, California, USA	25	11	727	12,614	287	1,649,408
Adventist Health Tehachapi Valley	Tehachapi, California, USA	108	18	1,917	326	831,179

STATISTICAL REPORT FOR 2020

Division and Institution	Location	Beds	Average Daily Census (Inpatients)	Admissions (Inpatients)	Outpatient Visits	SDA Employees	Other Employees	Total Employees	Charity Dollars
PART 1—Hospitals and Sanitariums (Cont'd)									US\$
NORTH AMERICAN DIVISION (CONT'D)									
Adventist Health Ukiah Valley	Ukiah, California, USA	68	36	3,606	87,871	863	3,204,855
Adventist Health White Memorial	Los Angeles, California, USA	353	233	17,955	59,210	2,776	5,319,521
Loma Linda Univ Behavioral Medicine Center, Inc.	Redlands, California, USA	89	68	4,162	50,216	87	281	368	6,916,606
Loma Linda University Children's Hospital, Inc.	Loma Linda, California, USA	343	230	14,136	115,079	407	1,369	1,776	7,035,851
Loma Linda University Medical Center - Murrieta, Inc.	Murrieta, California, USA	112	84	8,549	69,079	19	438	457	7,481,094
Loma Linda University Medical Center, Inc (3 hosp)	Loma Linda, California, USA	533	348	21,871	1,046,450	1,428	4,366	5,794	67,976,911
Southern Union Conference									
AdventHealth Carrollwood	Tampa, Florida, USA	103	72	6,225	44,839	15	697	712	7,714,283
AdventHealth Connerton	Land O'Lakes, Florida, USA	77	61	743	115	6	308	314	4,151
AdventHealth Dade City	Dade City, Florida, USA	120	59	3,453	18,399	3,975,421
AdventHealth Daytona Beach	Daytona Beach, Florida, USA	362	250	17,367	333,732	41	2,362	2,403	13,281,615
AdventHealth DeLand	DeLand, Florida, USA	164	98	8,725	193,532	26	850	876	8,445,748
AdventHealth Fish Memorial	Orange City, Florida, USA	197	122	9,167	168,977	47	902	949	7,975,249
AdventHealth Gordon	Calhoun, Georgia, USA	69	50	3,781	236,693	123	1,236	1,359	9,416,108
AdventHealth Heart of Florida	Davenport, Florida, USA	202	84	7,136	65,437	15	1,145	1,160	1,577,232
AdventHealth Hendersonville	Hendersonville, North Carolina, USA	103	34	3,242	368,360	83	1,120	1,203	3,970,033
AdventHealth Lake Wales	Lake Wales, Florida, USA	160	55	4,338	31,478	3,311,334
AdventHealth Manchester	Manchester, Kentucky, USA	49	16	1,414	148,970	14	514	528	419,582
AdventHealth Murray	Chatsworth, Georgia, USA	42	4	587	68,879	2,712,261
AdventHealth New Smyrna Beach	New Smyrna Beach, Florida, USA	109	60	5,047	123,417	7	622	629	7(12,559)
AdventHealth North Pinellas	Tarpon Springs, Florida, USA	168	87	5,401	77,191	16	608	624	5,751,443
AdventHealth Ocala	Ocala, Florida, USA	414	224	16,871	100,701	29	1,622	1,651	16,452,389
AdventHealth Orlando (11 campuses)	Orlando, Florida, USA	2,993	1,899	127,935	1,159,635	1,693	20,124	21,817	192,907,983
AdventHealth Palm Coast	Palm Coast, Florida, USA	99	99	7,873	281,330	30	992	1,022	6,646,457
AdventHealth Sebring (3 campuses)	Sebring, Florida, USA	229	159	10,877	359,905	127	1,477	1,604	8,062,361
AdventHealth Tampa (2 campuses)	Tampa, Florida, USA	536	337	22,225	138,973	65	3,143	3,208	32,194,365
AdventHealth Waterman	Tavares, Florida, USA	303	167	13,009	118,040	89	1,605	1,694	7,080,526
AdventHealth Wesley Chapel	Wesley Chapel, Florida, USA	145	75	8,428	65,850	24	1,209	1,233	6,073,742
AdventHealth Zephyrhills	Zephyrhills, Florida, USA	149	101	9,205	124,800	56	1,301	1,357	7,993,584
Southwestern Union Conference									
AdventHealth Central Texas	Killeen, Texas, USA	230	80	7,014	127,938	30	1,098	1,128	12,089,127
AdventHealth Rollins Brook	Lampasas, Texas, USA	25	1,358,921
Central Texas Medical Center	San Marcos, Texas, USA	170	7	820	32,642	3,205,121
Texas Health Huguley	Burleson, Texas, USA	291	129	10,769	102,420	222	1,642	1,864	...
Totals (92)		15,893	8,360	603,863	9,148,366	5,265	58,270	103,098	584,574,037
<i>*General Conference institution is listed in the division where the main facility is located.</i>									
NORTHERN ASIA-PACIFIC DIVISION									
Japan Union Conference									
Adventist Medical Center (Japan)	Okinawa, Japan	48	25	296	40,279	37	80	117	...
Kobe Adventist Hospital	Kobe, Japan	116	77	2,461	75,771	96	219	315	...
Tokyo Adventist Hospital	Tokyo, Japan	186	122	5,176	58,911	135	332	467	...
Korean Union Conference									
Busan Adventist Hospital	Busan, Korea	273	229	18,080	275,824	126	394	520	21,007
Eden Adventist Hospital	Namyangju-si, Korea	195	125	1,642	4,244	101	...	101	221,194
Seoul Adventist Dental Hospital	Seoul, Korea	6	1	375	47,666	43	32	75	5,276
Seoul Adventist Hospital	Seoul, Korea	431	376	30,497	427,960	205	816	1,021	1,065,888
Yeosu Sanitarium and Hospital	Yosu City, Korea	98	48	1,642	842	41	5	46	7,716
Attached Field: Taiwan Conference									
Taiwan Adventist Hospital	Taipei, Taiwan	379	138	11,213	446,944	42	1,121	1,163	4,630,440
Totals (9)		1,732	1,141	71,382	1,378,441	826	2,999	3,825	5,951,521
SOUTH AMERICAN DIVISION									
Argentina Union Conference									
Belgrano Adventist Sanitarium	Buenos Aires, Argentina	66	48	5,475	127,020	286	244	530	36,723
River Plate Sanitarium and Hospital	Libertador San Martin, Argentina	133	90	5,840	155,490	700	47	747	2,186
Central Brazil Union Conference									
Sao Paulo Adventist Hospital	Sao Paulo, Sao Paulo, Brazil	113	74	4,745	28,470	527	218	745	1,003,215
Chile Union Mission									
Los Angeles Adventist Clinic	Los Angeles, Chile	27	5	1,460	185,055	90	69	159	...
Ecuador Union Mission									
Quito Adventist Clinic	Quito, Ecuador	22	3	292	7,300	25	15	40	4,000
North Brazil Union Mission									
Belem Adventist Hospital	Belem, Para, Brazil	205	129	7,665	314,630	581	985	1,566	5,897,189
Northwest Brazil Union Mission									
Manaus Adventist Hospital	Manaus, Amazonas, Brazil	194	65	6,205	190,530	369	859	1,228	3,781,753
Paraguay Union of Churches Mission									
Asuncion Adventist Sanitarium	Asuncion, Paraguay	41	14	1,825	70,080	145	118	263	...
Hohenau Adventist Sanitarium	Hohenau, Itapua, Paraguay	31	7	1,095	37,960	106	72	178	30,800
South Peru Union Mission									
Ana Stahl Adventist Clinic	Iquitos, Peru	50	15	1,423	30,660	117	121	238	8,570
Good Hope Clinic	Miraflores, Lima, Peru	111	64	5,475	152,570	945	254	1,199	200,000
Juliacca Adventist Clinic	Juliacca, Peru	37	14	1,387	24,090	118	95	213	40,000
Southeast Brazil Union Conference									
Silvestre Adventist Hospital - Itaboraí	Itaboraí, RJ, Brazil	135	69	3,285	21,900	590	730	1,320	3,245,240
West Central Brazil Union Mission									
Penfego Adventist Hospital	Campo Grande, MS, Brazil	153	78	6,935	29,200	213	429	642	1,313,215
Totals (14)		1,318	675	53,107	1,374,955	4,812	4,256	9,068	15,562,891
SOUTH PACIFIC DIVISION									
Australian Union Conference									
Adventist Healthcare Limited (Sydney Adv Hosp)	Wahroonga, NSW, Australia	599	449	62,212	101,139	1,534	150,000
Trans Pacific Union Mission									
Atofi Adventist Hospital (2019)	Honiara, Solomon Islands	67	7	1,290	16,820	44	1	45	50,000
Totals (2)		666	456	63,502	117,959	44	1	1,579	200,000

INSTITUTIONAL STATISTICS FOR 2020

Division and Institution	Location	Beds	Average Daily Census (Inpatients)	Admissions (Inpatients)	Outpatient Visits	SDA Employees	Other Employees	Total Employees	Charity Dollars
PART 1—Hospitals and Sanitariums (Cont'd)									US\$
SOUTHERN AFRICA-INDIAN OCEAN DIVISION									
Botswana Union Conference									
Kanye Seventh-day Adventist Hospital	Kanye, Botswana	167	...	6,732	46,749	262	124	386	2,267
Indian Ocean Union Conference									
Andapa Adventist Hospital	Andapa, Sahamazava, Madagascar	62	...	2,382	4,110	35	...	35	310
Ankazambo Adventist Hospital	Ankazambo, Madagascar	38	...	1,993	...	16	...	16	9,945
Malawi Union Conference									
Adventist Health Centre Lilongwe	Lilongwe, Malawi	No report.							
Blantyre Adventist Hospital	Blantyre, Malawi	45	...	2,098	57,282	116	68	184	10,505
Malamulo Hospital	Makwasa, Malawi	224	82	2,940	39,818	136	59	195	...
Southern Africa Union Conference									
Maluti Adventist Hospital	Mapoteng, Lesotho	140	75	5,224	73,622	138	117	255	...
Vista Clinic Psychiatric Hospital	Centurion, South Africa	155	92	2,800	...	7	94	101	30,000
Southern Zambia Union Conference									
Lusaka Eye Hospital	Lusaka, Zambia	40	8	8	80	31	12	43	810
Mwami Adventist Hospital	Chipata, Zambia	153	12	4,557	19,741	99	102	201	453
Yuka Adventist Hospital	Kalabo, Zambia	96	10	1,317	859	76	44	120	...
South-Western Angola Union Mission									
Bongo Mission Hospital	Huambo, Angola	14	8	2,920	1,252	14	...	14	...
Totals (12)		1,134	287	32,971	243,513	930	620	1,550	54,290
SOUTHERN ASIA DIVISION									
East-Central India Union Section									
METAS Giffard Memorial Hospital	Nuzvid, Andhra Pradesh, India	250	80	3,324	4,277	86	35	121	8,330
Northeast India Union Section									
Aizawl Adventist Hospital	Aizawl, Mizoram, India	No report.							
Garo Hills Adventist Mission Hospital	West Garo Hills, India	12	6	730	4,858	28	2	30	6,250
Northern India Union Section									
METAS Adventist Hospital, Ranchi	Ranchi, Jharkhand, India	150	39	4,658	5,889	46	60	106	5,553
Milton Mattison Memorial Hospital	Hapur, Uttar Pradesh, India	No report.							
Ruby Nelson Memorial Hospital	Jalandhar, Punjab, India	No report.							
Simla Sanitarium and Hospital	Shimla, Himachal Pradesh, India	No report.							
South-Central India Union Section									
Seventh-day Adventist Medical Centre	Bangalore, Karnataka, India	No report.							
Southeast India Union Section									
Thanjavur Adventist Hospital	Thanjavur, Tamil Nadu, India	No report.							
Southwest India Union Section									
Ottapalam Seventh-day Adventist Hospital	Ottapalam, Kerala, India	No report.							
Western India Union Section									
METAS Adventist Hospital, Surat	Surat, Gujarat, India	300	249	18,340	72,594	188	94	282	165,061
Pune Adventist Hospital	Pune, Maharashtra, India	No report.							
Attached Fields: Himalayan Section									
Scheer Memorial Adventist Hospital	Kathmandu, Nepal	166	86	2,119	18,222	267	16	283	68,201
Totals (12)		878	460	29,171	105,840	615	207	822	253,395
SOUTHERN ASIA-PACIFIC DIVISION									
Central Philippine Union Conference									
Adventist Hospital - Calbayog, Inc	Calbayog City, West Samar, Philippines	15	9	1,172	465	56	12	68	14,477
Adventist Hospital - Cebu, Inc	Cebu City, Philippines	100	48	3,152	28,387	209	37	246	...
Adventist Medical Center - Bacolod	Bacolod City, Philippines	90	88	7,685	139,691	418	265	683	16,763
East Indonesia Union Conference									
Manado Adventist Hospital	Manado, North Sulawesi, Indonesia	144	59	6,707	38,741	311	47	358	2,008
North Philippine Union Conference									
Adventist Medical Center Manila	Pasay City, Metro Manila, Philippines	136	63	4,538	37,704	526	152	678	315,300
Adventist Hospital - Palawan	Puerto Princesa City, Philippines	162	76	5,330	36,398	396	176	572	34,077
Adventist Hospital - Santiago City	Santiago City, Isabela, Philippines	70	30	3,194	21,596	179	35	214	12,224
Pakistan Union Section									
Karachi Adventist Hospital	Karachi, Pakistan	132	17	3,808	24,032	60	105	165	...
South Philippine Union Conference									
Adventist Hospital - Davao	Davao City, Philippines	75	35	2,619	25,339	163	92	255	18,534
Adventist Medical Center - Iligan City, Inc	Iligan City, Philippines	130	60	5,077	22,193	332	96	428	151,060
Adventist Medical Center - Valencia City	Valencia City, Bukidnon, Philippines	100	51	3,471	688	208	68	276	15,660
Gingoog Sanitarium and Hospital	Gingoog City, Misamis Oriental, Philippines	30	33	4,145	4,164	130	41	171	12,438
Southeast Asia Union Mission									
Mission Hospital (Bangkok)	Bangkok, Thailand	120	62	3,477	134,227	62	319	381	27,009
Mission Hospital Phuket	Phuket, Thailand	82	52	5,256	324,207	26	361	387	5,477
Penang Adventist Hospital	Penang, Malaysia	263	92	10,194	190,325	255	1,028	1,283	682,850
West Indonesia Union Mission									
Bandar Lampung Adventist Hospital	Bandar Lampung, Sumatra, Indonesia	180	90	28	11,336	456	104	560	5,500
Bandung Adventist Hospital	Bandung, West Java, Indonesia	254	119	9,926	54,415	610	142	752	4,515,742
Medan Adventist Hospital	Medan, Sumatra, Indonesia	176	70	7,316	67,771	170	152	322	633
Attached Field: Sri Lanka Mission of SDA									
Lakeside Adventist Hospital	Kandy, Sri Lanka	40	9	1,317	7,802	28	79	107	186
Totals (19)		2,299	1,063	88,412	1,169,481	4,595	3,311	7,906	5,817,499
TRANS-EUROPEAN DIVISION									
Norwegian Union Conference									
Skogli Health and Rehabilitation Center	Lillehammer, Norway	109	95	90	5	19	64	83	2,500
WEST-CENTRAL AFRICA DIVISION									
Cameroon Union Mission									
Batouri Adventist Hospital	Batouri, Cameroon	No report.							
Buea Seventh-day Adventist Hospital	Buea, Cameroon	No report.							
Koza Adventist Hospital	Koza, Extreme Nord, Cameroon	No report.							

STATISTICAL REPORT FOR 2020

Division and Institution	Location	Beds	Average Daily Census (Inpatients)	Admissions (Inpatients)	Outpatient Visits	SDA Employees	Other Employees	Total Employees	Charity Dollars
PART 1—Hospitals and Sanitariums (Cont'd) US\$									
WEST-CENTRAL AFRICA DIVISION (CONT'D)									
Central African Union Mission									
Béré Adventist Hospital	Kelo, Chad	104	30	5,253	10,799	24	20	44	2,308
Bougadame Hospital	Abeche, Central African Republic	No report.							
Moundou Hospital	Moundou, Chad	42	30	80	300	10	18	28	10,000
Eastern Nigeria Union Conference									
Seventh-day Adv Hosp and Motherless Babies' Home	Aba, Abia State, Nigeria	No report.							
Eastern Sahel Union Mission									
Glei Adventist Eye Hospital	Glei, Togo	No report.							
Northern Ghana Union Mission									
Akomaa Memorial Adventist Hospital	Bekwai-Ashanti, Ghana	No report.							
Asamang Seventh-day Adventist Hospital	Agona, Asamang, Ghana	No report.							
Breman Seventh-day Adventist Hospital	Kumasi, Ghana	No report.							
Dominase Adventist Hospital	Bekwai-Ashanti, Ghana	No report.							
Hart Adventist Hospital	Kumasi, Ghana	No report.							
Kwadaso Seventh-day Adventist Hospital	Kwadaso-Kumasi, Ghana	No report.							
Namong Seventh-day Adventist Hospital	Namong, Ghana	No report.							
Obuasi Seventh-day Adventist Hospital	Obuasi-Brahabeome, Ghana	No report.							
Sunyani Seventh-day Adventist Hospital	Sunyani, Ghana	No report.							
Tamale Seventh-day Adventist Hospital	Tamale, Ghana	No report.							
Valley View Adventist Hospital - Techiman	Techiman, Ghana	No report.							
Wiamoase Seventh-day Adventist Hospital	Wiamoase, Ashanti, Ghana	No report.							
Northern Nigeria Union Conference									
Adventist Medical Center	Jos, Nigeria	8	1	126	457	5	4	9	...
Jengre Seventh-day Adventist Hospital	Jos, Plateau State, Nigeria	58	14	1,011	9,107	43	13	56	...
Southern Ghana Union Conference									
Asawinso SDA Hospital	Asawinso, Ghana	No report.							
Gbawe Seventh-day Adventist Hospital	Accra, Ghana	No report.							
Kofikrom SDA Hospital	Kofikrom, Ghana	No report.							
Koforidua SDA Hospital	Koforidua, Ghana	No report.							
Nagel Memorial Adventist Hospital	Takoradi, Ghana	No report.							
Valley View University Hospital, Oyibi	Accra, Ghana	No report.							
West African Union Mission									
Seventh-day Adventist Cooper Eye Center	Montserrado, Liberia	No report.							
Seventh-day Adventist Cooper Hospital	Montserrado, Liberia	No report.							
Waterloo Seventh-day Adventist Hospital	Waterloo, Sierra Leone	No report.							
Western Nigeria Union Conference									
Babcock University Teaching Hospital	Ilishan-Remo, Ogun State, Nigeria	No report.							
Inisa Community Medical Centre	Inisa, Osun State, Nigeria	No report.							
Seventh-day Adventist Hospital Ile-Ife	Ile-Ife, Osun State, Nigeria	No report.							
Totals (34)		212	75	6,470	20,663	82	55	137	12,308
Chinese Union Mission									
Hong Kong Adventist Hospital - Stubbs Road	Hong Kong SAR	135	43	7,206	55,552	40	604	644	59,604
Hong Kong Adventist Hospital - Tsuen Wan	Tsuen Wan, Hong Kong SAR	304	109	18,496	145,721	56	926	982	129,200
Totals (2)		439	152	25,702	201,273	96	1,530	1,626	188,804
WORLD TOTALS 2020 (229)		26,638	13,750	1,067,157	14,338,495	19,287	73,902	134,286	612,975,570

Note—Incomplete reporting.

Division and Union	Units	Beds	Average Daily Census (In-patients)	Admissions (In-patients)	SDA Employees	Other Employees	Total Employees
PART 2—Nursing Homes and Retirement Centers							
INTER-AMERICAN DIVISION							
Caribbean Union Conference							
Tabitha Senior Citizens' Home	1
INTER-EUROPEAN DIVISION							
Czecho-Slovakian Union Conference							
Efata Senior Citizen Center	1	19
Franco-Belgian Union Conference							
French Retirement Home	1	95
Italian Union of Churches Conference							
Italian Retirement Home	1	90	83	44	31	23	54
North German Union Conference							
Berlin-Steglitz Retirement Home	1	54	53	17	3	69	72
Friedensau Retirement Home	1	122	119	26	9	85	94
Neandertal Retirement Home	1	182	175	63	16	122	138
Uelzen Retirement Home	1	114	107	29	3	111	114
Portuguese Union of Churches Conference							
Lapi-Funchal	1	16	15	3	7	8	15
Lapi-Norte	1	52	46	15	10	20	30
Lapi-Sul	1	76	73	11	10	42	52
South German Union Conference							
Odenwald Home for Disabled	1	26	26	26	6	24	30
Wittelsbach Retirement Home	1	142	139	23	36	99	135
Spanish Union of Churches Conference							
Spanish Retirement Home	1	70	...	62	27	22	49
INTER-EUROPEAN DIVISION (CONT'D)							
Swiss Union Conference							
La Girarde Retirement and Nursing Home	1	62	46	22	5	103	107
Le Flon Retirement Home	1	24	20	5	1	24	25
Oertlimatt Retirement and Nursing Home	1	54	53	21	10	34	44
Totals	16	1,198	955	367	174	786	959
NORTH AMERICAN DIVISION							
Atlantic Union Conference							
Adventist Home Inc.	1
Ledgeview Nursing Home	1
Canada, SDA Church in							
East Park Lodge Inc.	1
Heritage Green Nursing Home	1	167
Heritage Green Retirement Home	1	21
Kingsway Pioneer Home Inc.	1	80
Park Manor Care Inc.	1
Rest Haven Lodge	1
Sherwood Care	1
Sunnyside Adventist Care Centre	1
West Park Manor Personal Care Hme Inc	1
Columbia Union Conference							
Sycamore Glen Health Center (Kettering)	1	100
Sycamore Glen Ret Comm (Kettering)	1	174
Greene Oaks	1

INSTITUTIONAL STATISTICS FOR 2020

Division and Union	Units	Beds	Average Daily Census (In-patients)	Admissions (In-patients)	SDA Employees	Other Employees	Total Employees
PART 2—Nursing Homes and Retirement Centers (Cont'd)							
NORTH AMERICAN DIVISION (CONT'D)							
Mid-America Union Conference							
Overland Park Nursing & Rehab Center	1	102	70	156	3	75	78
Porter Place, Inc.	1	175	119	15	83
Trinity Nursing & Rehab Center	1
Pacific Union Conference							
Golden Oaks Village	1
Napa Valley Adv Retirement Estates	1
Southern Union Conference							
AdventHealth Care Center Celebration	1	120	39	430	1	101	102
AdventHealth Care Center Orlando East	1	120	105	448	3	161	164
AdventHealth Care Center Orlando North	1	120	109	300	11	135	146
AdventHealth Care Center Apopka North	1	120	110	322	19	126	145
AdventHealth Care Center Apopka South	1	222	148	329	16	185	201
AdventHealth Care Center Waterman	1	120	98	575	10	147	157
AdventHealth Care Center Zephyrhills N.	1	113	95	351	3	137	140
AdventHealth Care Center Zephyrhills S.	1	120	91	273	4	137	141
Highland Rim Terrace	1
Lamar Healthcare & Rehabilitation	1
Southwestern Union Conference							
Hays Nursing & Rehab Center	1
Huguley Nursing & Rehab Center	1
The Wolfe Living Center at Summit Ridge	1
Totals	32	1,874	984	3,199	70	1,204	1,357
NORTHERN ASIA-PACIFIC DIVISION							
Japan Union Conference							
Adventist Eliza-Kai	1
Chiba Community Care Center	1	1	8	9
Hakusan Group Nursing Home	1	9	9	...	1	3	4
Higashikurume Saiwaicho Dy Ctr (2019)	1	26	1	3	4
Hikarigaoka Com Care Plaza (2019)	1	3	17	20
Honamanuma Grip Nursing Home (2019)	1	9	9	3	1	3	4
House of Ruth Retirement Center (2019)	1	20	20	19	3	6	9
Miltos Kamishirane Group Nursing Home	1	18	18	4	2	6	8
Miltos Tsurugamine Group Nursing Home	1	18	18	3	2	7	9
Parousia Kobe	1
Rainbow House Group Home	1	1	17	18
Shalom Higashikurume	1	92	92	15	14	33	47
Shalom Minamisawa Day Service Center	1	28	2	3	5
Shalom Nursing Home	1	120	116	116	15	148	163
Shalom Sakurayama Retirement Center	1	50	50	52	5	82	87
Shalom Uragamidai Handicapped Fac.	1	56	52	52	5	82	87
Shalom Wakaba Life House	1	1	134	135
Shalom Wakaba No 1 Day Service Center	1	3	9	12
Shalom Wakaba Nursing Home	1	30	30	...	1	26	27
Shalom Yokohama	1	110	106	23	23	44	67
Suginamiku Sever Mult HC Chn Day Ctr	1
Korean Union Conference							
Eden Senior Sanitarium Center	1	100	97	22	55	10	65
Evergreen Center	1	41	40	15	5	...	5
Jindo-Gun Senior Sanitarium Center	1	74	74	90	21	26	47
Sahmyook Senior Sanitarium Center	1	84	79	90	23	33	56
Yonchang-Gun Senior Sanitarium Center	1	60	58	22	7	30	37
Yoojawn: Sah Senior Sanitarium Center	1	122	118	43	21	55	76
Totals	27	1,013	986	623	216	785	1,001
SOUTH AMERICAN DIVISION							
South Brazil Union Conference							
Adventist Home for the Elderly	1
SOUTH PACIFIC DIVISION							
Australian Union Conference							
Adventcare Bendigo	1	24	23
Adventcare Whitehorse	1	132	131	32	21	133	154
Adventcare Yarra Ranges	1
Adv Nrs Hm, Eliz. Lodge & Es. Somerville	1	94	87	27	24	52	76
Adventist Residential Care (Busseton)	1	10	10
Adventist Residential Care (Nollamara)	1
Adventist Residential Care (Rossmoyn)	1	60	57	18	20	42	62
Adventist Retirement Village (Hornsby)	1	39	34	2	1
Adventist Retirement Vlg (Kings Langley)	1	66	55	8	2	2	4
Adventist Retirement Village (Wahroonga)	1	50	43	5	2	2	4
Alstonville Lifestyle Community	1	137	162	25	7	46	53
Avondale Lifestyle Community	1	392	453	68	33	132	165
Caloundra Adventist Retirement Village	1	48	45	23	4	36	40
Capricorn Adventist Retirement Village	1	66	64	27	4	61	65
Jewells Lifestyle Community	1	77	100	20	...	2	2
Laughlin Retirement-Nunawading	1
Melody Park Retirement Resort	1	40	38	11	3	31	34
Mountainview Retirement Vlg, Warburton	1

Division and Union	Units	Beds	Average Daily Census (In-patients)	Admissions (In-patients)	SDA Employees	Other Employees	Total Employees
SOUTH PACIFIC DIVISION (CONT'D)							
Tweed Heads Lifestyle Community	1	76	99	5	...	3	3
Victoria Point Adventist Retirement Village	1	179	161	36	12	124	136
Wye Point Lifestyle Community	1	94	122	25	1	2	3
New Zealand Pacific Union Conference							
Bethesda Care Limited, Wiri	1	72	...	52	8	63	71
Bethesda Village Limited, Wiri	1	75	3	3	6
Totals	23	1,731	1,684	384	144	734	879
SOUTHERN AFRICA-INDIAN OCEAN DIVISION							
Indian Ocean Union Conference							
Rosie Le Meme Adv Nursing Home	1	41	41	4	16	2	18
Southern Africa Union Conference							
Advent Haven Retirement Village	1	96	88	4	1	...	1
Anerley Haven	1
Anerley Place Hsg Scheme for Sr Citiz.	1
Banyan Tree Retirement Residences	1
Diamant Ret Village and Comm Service	1	27	33	4
Drie Riviere Ret Village and Comm Ctr	1	370	478	8	1	...	1
Esda Retirement Village	1	82	89	7	1	2	3
Gerry Fourie Hospital	1	40	28	10	2	32	34
Magnolia Haven Housing Scheme	1
Marburg Haven ADRA	1
Montama Sorgsentrum	1	42	32	2	...	51	51
Montana Ret Village and Comm Service	1	302	426	44	...	2	2
Royce Haven Retirement Villas	1
Sea Breeze Retirement Homes	1
Sonskyn Retirement Village	1	103	125	10	1	...	1
Sunnyside Lodge and Frail Care	1
Trimed Sub-Acute Clinic	1	38	29	5	1	28	29
Totals	18	1,141	1,369	98	23	117	140
TRANS-EUROPEAN DIVISION							
Danish Union of Churches Conference							
Soendervang Retirement Home	1	51	51	15	4	28	32
Solbakken Retirement Home	1	43	43	12	2	45	47
Finland Union of Churches Conference							
Nurmikoti Oy Retirement Home	1	40	35	40	8	23	31
Hungarian Union Conference							
Adventist Home Care Services Hidas	1	7	7	...	1	...	1
Gyula Retirement Home	1	50	45	17	11	12	23
Tass Retirement Home	1	30	29	8	2	14	16
Norwegian Union Conference							
Mosserod Old People's Home	1	58	57	15	9	50	59
Nordas Old People's Home	1	31	31	15	6	57	63
Polish Union Conference							
Polish Old People's Home (Samarytanin)	1	89	86	...	40	14	54
Totals	9	399	384	122	83	243	326
WEST-CENTRAL AFRICA DIVISION							
Eastern Nigerian Union Conference							
SDA Motherless Babies' Home	1	13	...	8	8	41	49
Adv Rehab Welfare and Orphanage	1
Totals	2	13	...	8	8	41	49
WORLD TOTALS 2020	129	7,369	6,362	4,801	718	3,910	4,711
<i>Note—Incomplete reporting.</i>							

Division and Union	Units	In-patient Beds	Out-patient Visits	SDA Employees	Other Employees	Total Employees
PART 3a—Medical Clinics and Dispensaries						
EAST-CENTRAL AFRICA DIVISION						
Burundi Union Mission	5	112	128,721	36	9	45
East Congo Union Mission	5	22	1,140	15	6	21
East Kenya Union Conference	19	35	73,436	83	14	97
Eastern Ethiopia Union Mission	1
North East Congo Union Mission	53	798	41,227	276	108	384
Northern Tanzania Union Conference	20	37	42,809	70	3	73
Rwanda Union Mission	9	156	172,133	175	51	226
Southern Tanzania Union Mission	8	35	72,352	41	40	81
Uganda Union Mission	19	230	40,870	167	47	214
West Congo Union Mission	11
West Kenya Union Conference	19	66	29,988	73	34	107
Western Ethiopia Union Mission	8	15	37,179	35	11	46
Attached Field	1	...	1,440	4	2	6
Totals	178	1,506	641,295	975	325	1,300

STATISTICAL REPORT FOR 2020

Division and Union	Units	In-patient Beds	Out-patient Visits	SDA Employees	Other Employees	Total Employees
PART 3a—Medical Clinics and Dispensaries (Cont'd)						
EURO-ASIA DIVISION						
Ukrainian Union Conference	3	158	19,562	64	9	73
INTER-AMERICAN DIVISION						
Caribbean Union Conference	1
Central Mexican Union Conference	1
Dominican Union Conference	3
East Venezuela Union Mission	4
Honduras Union Mission	1
Jamaica Union Conference	4
North Colombian Union Conference	2
North Mexican Union Conference	2
Puerto Rican Union Conference	2
South Central American Union Mission	1
South East Mexican Union Mission	2
Totals	23
INTER-EUROPEAN DIVISION						
Romanian Union Conference	4	205	11,105	114	17	131
Swiss Union Conference	1	205	11,105	4	23	27
Totals	5	410	22,210	118	40	158
NORTH AMERICAN DIVISION						
Columbia Union Conference	4	...	68,915	10	64	74
North Pacific Union Conference	38
Pacific Union Conference	229	96	921	1,017
Southern Union Conference	744	...	4,461,140	238	7,166	7,889
Southwestern Union Conference	40	...	115,464	9	99	221
Attached Field	2	...	79,214	61	183	244
Totals	1,057	...	4,724,733	414	8,433	9,444
NORTHERN ASIA-PACIFIC DIVISION						
Japan Union Conference	2
SOUTH AMERICAN DIVISION						
Argentina Union Conference	1	47	1,460	60	...	60
Central Brazil Union Conference	2	130	2,738	121	24	145
East Brazil Union Mission	2
Paraguay Union of Churches Mission	1
South Brazil Union Conference	2	...	71,175	67	2	69
West Central Brazil Union Mission	1	13	258	5	4	9
Totals	9	190	75,631	253	30	283
SOUTH PACIFIC DIVISION						
Papua New Guinea Union Mission	44	264	40,146	68	21	169
Trans Pacific Union Mission	22	99	102,979	24	6	30
Totals	66	363	143,125	92	27	199
SOUTHERN AFRICA-INDIAN OCEAN DIVISION						
Botswana Union Conference	3	3	20,614	47	5	52
Indian Ocean Union Conference	3	13	3,896	35	4	39
Malawi Union Conference	17	211	183,812	208	36	244
Mozambique Union Mission	2	5	21,315	5	50	55
North-Eastern Angola Union Mission	6
Northern Zambia Union Conference	4	41	350,200	12	17	29
Southern Africa Union Conference	10	36	207,132	27	30	57
Southern Zambia Union Conference	7	47	34,553	13	33	46
South-Western Angola Union Mission	4	34	13,505	22	15	37
Zimbabwe Central Union Conference	5	19	42,097	9	18	27
Zimbabwe East Union Conference	4	15	27,941	12	18	30
Zimbabwe West Union Conference	2	12	6,164	14	9	23
Totals	67	436	911,229	404	235	639
SOUTHERN ASIA DIVISION						
South-Central India Union Section	1
SOUTHERN ASIA-PACIFIC DIVISION						
East Indonesia Union Conference	1
Myanmar Union Mission	1	...	1,370	1	6	7
North Philippine Union Conference	1	10	7,130	30	2	32
South Philippine Union Conference	1	5	1,890
West Indonesia Union Mission	12	32	35,912	54	22	76
Totals	16	47	46,302	85	30	115
WEST-CENTRAL AFRICA DIVISION						
Cameroon Union Mission	4
Central African Union Mission	1
Eastern Nigeria Union Conference	5	48	7,793	43	...	43
Eastern Sahel Union Mission	2
Northern Ghana Union Mission	7
Northern Nigeria Union Conference	12	48	1,940	8	14	22

Division and Union	Units	In-patient Beds	Out-patient Visits	SDA Employees	Other Employees	Total Employees
WEST-CENTRAL AFRICA DIVISION (CONT'D)						
Southern Ghana Union Conference	11
Western Nigeria Union Conference	3
Western Sahel Union Mission	2
Totals	47	96	9,733	51	14	65
Chinese Union Mission	1
WORLD TOTALS 2020	1,475	3,206	6,593,820	2,456	9,143	12,276

Note—Incomplete reporting.

Division and Union	Units	Operator ies	Out-patient Visits	SDA Employees	Other Employees	Total Employees
--------------------	-------	--------------	--------------------	---------------	-----------------	-----------------

PART 3b—Dental Clinics						
EAST-CENTRAL AFRICA DIVISION						
Burundi Union Mission	1
East Kenya Union Conference	1
Eastern Ethiopia Union Mission	1
North East Congo Union Mission	1
Northern Tanzania Union Conference	3
Rwanda Union Mission	3	...	1,362	8	1	9
Southern Tanzania Union Mission	1
Uganda Union Mission	3
West Congo Union Mission	1
West Kenya Union Conference	3
Western Ethiopia Union Mission	1
Totals	19	...	1,362	8	1	9
EURO-ASIA DIVISION						
Southern Union Mission	1	1	37	2	2	3
Ukrainian Union Conference	1	2	2,213	4	4	8
Totals	2	3	2,250	6	6	11
INTER-AMERICAN DIVISION						
Caribbean Union Conference	5
Central Mexican Union Conference	1
Chiapas Mexican Union Conference	1
Dominican Union Conference	2
Dutch Caribbean Union Mission	1
East Venezuela Union Mission	1
Haitian Union Mission	1
Honduras Union Mission	2
Jamaica Union Conference	3	2	665	2	6	8
North Colombian Union Conference	1
North Mexican Union Conference	1
South Central American Union Mission	1
West Venezuela Union Mission	1
Totals	21	2	665	2	6	8
INTER-EUROPEAN DIVISION						
Portuguese Union of Churches Conference	1
NORTH AMERICAN DIVISION						
Pacific Union Conference	1	295	86,990
Attached Field	2	5	11,317	15	14	29
Totals	3	300	98,307	15	14	29
NORTHERN ASIA-PACIFIC DIVISION						
Japan Union Conference	2	...	26,971	6	30	36
Korean Union Conference	3	89	55,055	56	63	119
Attached Fields	2	16	21,490	6	2	8
Totals	7	105	103,516	68	95	163
SOUTH AMERICAN DIVISION						
Argentina Union Conference	3
Central Brazil Union Conference	4
Chile Union Mission	2
East Brazil Union Mission	2
North Brazil Union Mission	1
North Peru Union Mission	1
Paraguay Union of Churches Mission	1
South Brazil Union Conference	1
South Peru Union Mission	2
Southeast Brazil Union Conference	1
Totals	18

INSTITUTIONAL STATISTICS FOR 2020

Division and Union	Units	Operator ies	Out- patient Visits	SDA Employ- ees	Other Employ- ees	Total Employ- ees	Division, Institution, and Location	Units	Beds	Average Daily Census	SDA Employ- ees	Other Employ- ees	Total Employ- ees
PART 3b—Dental Clinics (Cont'd)							PART 4—Orphanages and Children's Homes						
SOUTH PACIFIC DIVISION							INTER-AMERICAN DIVISION						
Australian Union Conference	1	Dominican Union Conference	2
SOUTHERN AFRICA-INDIAN OCEAN DIVISION							SOUTH AMERICAN DIVISION						
Botswana Union Conference	1	2	2,312	3	1	4	South Brazil Union Conference	2
Indian Ocean Union Conference	1	SOUTHERN AFRICA-INDIAN OCEAN DIVISION						
Malawi Union Conference	4	3	3,539	10	...	10	Botswana Union Conference	1
Mozambique Union Mission	1	SOUTHERN ASIA DIVISION						
North-Eastern Angola Union Mission	1	3	360	4	3	7	East-Central India Union Section	1
Northern Zambia Union Conference	1	South-Central India Union Section	1
Southern Africa Union Conference	1	Totals	2
Southern Zambia Union Conference	1	3	1,031	9	1	10	SOUTHERN ASIA-PACIFIC DIVISION						
South-Western Angola Union Mission	2	2	396	11	...	11	West Indonesia Union Mission	6	82
Zimbabwe Central Union Conference	1	3	88	3	...	3	TRANS-EUROPEAN DIVISION						
Zimbabwe East Union Conference	1	3	325	4	...	4	Hungarian Union Conference	2	211	182	9	71	79
Zimbabwe West Union Conference	1	4	1,170	10	1	11	WORLD TOTALS 2020						
Totals	16	23	9,221	54	6	60	15	293	182	9	71	79	
SOUTHERN ASIA DIVISION							<i>Note—Incomplete reporting.</i>						
East-Central India Union Section	2	2	1,254	1	3	4							
Northeast India Union Section	2	2	400	2	...	2							
Northern India Union Section	3							
South-Central India Union Section	1							
Southwest India Union Section	1							
Western India Union Section	2	1	1,862	3	1	4							
Attached Field	1							
Totals	12	5	3,516	6	4	10							
SOUTHERN ASIA-PACIFIC DIVISION													
Bangladesh Union Mission	2	5	956	14	1	15							
Central Philippine Union Conference	2							
East Indonesia Union Conference	1	1	449	2	...	2							
Myanmar Union Mission	1							
North Philippine Union Conference	4	4	899	5	...	5							
Pakistan Union Section	1	1	512	1	1	2							
Southeast Asia Union Mission	3	29	39,691	6	53	59							
West Indonesia Union Mission	3	3	4,924	6	...	6							
Attached Field	1							
Totals	18	43	47,431	34	55	89							
WEST-CENTRAL AFRICA DIVISION													
Cameroon Union Mission	1							
Central African Union Mission	2							
Eastern Sahel Union Mission	2							
Northern Ghana Union Mission	1							
Southern Ghana Union Conference	2							
West African Union Mission	1							
Totals	9							
Chinese Union Mission	1							
WORLD TOTALS 2020													
128	481	266,268	193	187	379								

Note—In the tables above, the dates in parentheses following the entries indicate the year of the most recent report.

Part 5 of the Healthcare Report, "Airplanes and Medical Launches," has been temporarily removed due to insufficient reporting. See summary below for partial report.

Summary of Healthcare Institutions	Institutions	Beds or Units	Average Daily Census	Admissions (Inpatients)	Outpatient Visits	SDA Employees	Other Employees	Total Employees	Charity Dollars
Hospitals and Sanitariums	229	26,638	13,750	1,067,157	14,338,495	19,287	73,902	134,286	612,975,570
Nursing Homes and Retirement Centers	129	7,369	6,362	4,801	...	718	3,910	4,711	...
Medical Clinics and Dispensaries	1,475	3,206	6,593,820	2,456	9,143	12,276	...
Dental Clinics	128	481	266,268	193	187	379	...
Orphanages and Children's Homes	15	293	182	9	71	79	...
Airplanes and Medical Launches	...	4
WORLD TOTALS 2020	1,976	37,991	20,294	1,071,958	21,198,583	22,663	87,213	151,732	612,975,570
WORLD TOTALS 2019	1,048	36,522	20,541	1,514,588	20,125,625	25,216	78,898	143,916	738,385,307

Note—Incomplete reporting.

Note—Some organizations reported the number of employees by head count instead of as full-time equivalents (FTE).

SECTION III—PUBLISHING HOUSES

Table 28

Division and Institution	Books for Literature Evangelist Work (Subscriptions)			Books for Church Members (Trades)			Job Printing	Total Sales	Employees	Periodicals	Languages
	Books	Magazines	Miscellaneous	Books/Bibles	Magazines/Periodicals	Miscellaneous					
	US\$	US\$	US\$	US\$	US\$	US\$	US\$	US\$			
Note—Parenthesized figures after "Totals" represent the number of publishing houses and branches in the divisions.											
EAST-CENTRAL AFRICA DIVISION											
Africa Herald Publishing House	52,063	42,239	567,624	...	4,745	666,671	34	9	5
Ethiopian Advent Press	No report.
Ufunuo Publishing House	524,295	1,097,022	27,739	55,916	7,217	1,712,189	38	4	2
Upper Nile Press	No report.
Totals (4)	576,358	1,139,261	595,363	55,916	11,962	2,378,860	72	13	
EURO-ASIA DIVISION											
Source of Life Publishing House	59,199	262,776	155,556	80,053	91,103	648,687	48	23	4
Source of Life Publishing House (Ukraine)	52,546	15,988	227,422	1,526	2,614	87,391	10,925	398,412	21	16	2
Totals (2)	111,745	15,988	227,422	264,302	158,170	167,444	102,028	1,047,099	69	39	
INTER-AMERICAN DIVISION											
Inter-American Division Publishing Association	355,115	29,734	...	9,062,754	1,602,351	49,126	222,004	11,321,084	36	5	5
Mexican Adventist Editorial Group	2,781,807	3,921,414	...	645,408	...	7,348,629	175	2	1
Totals (2)	3,136,922	29,734	...	12,984,168	1,602,351	694,534	222,004	18,669,713	211	7	
INTER-EUROPEAN DIVISION											
Austrian Publishing House*	92,998	681,288	774,286	5	4	1
Bulgarian Adventist Publishing House	14,083	99,218	...	24,677	...	137,978	5	8	1
Czech Publishing House	33,810	509	1,376	53,402	49,656	49,674	...	188,427	2	2	1
German Publishing House	2,869	295,246	1,172,104	339,900	140,899	1,951,018	16	16	2
Italian Publishing House	16,310	76,190	7,440	94,048	41,071	9,404	...	244,463	6	5	1
Portuguese Publishing House*	16,581	205,504	...	435,180	...	5,652	36,847	699,764	10	77	1
Romanian Adventist Publishing House	165,967	2,955	4,321	1,453,736	251,605	1,980,558	793,219	4,652,361	175	30	4
Safeliz Publishing House*	1,363,829	4,634	...	2,124,793	228,208	157,349	...	3,878,813	13	12	11
Slovakian Publishing House	47,177	...	2,884	12,842	2,761	51,124	...	116,788	4	2	1
Swiss Publishing House	360,662	565,624	...	406,315	26,987	98,813	...	1,458,401	9	1	1
Totals (10)	2,114,286	855,416	16,021	5,656,068	1,772,392	2,717,151	970,965	14,102,299	245	157	
NORTH AMERICAN DIVISION											
Pacific Press Publishing Association	598,743	4,200,869	10,824,998	1,324,611	3,069,148	20,018,369	146	56	6
Review and Herald Publishing Association*+	No report.
Totals (2)	598,743	4,200,869	10,824,998	1,324,611	3,069,148	20,018,369	146	56	
+General Conference institutions are listed in the division where the main plant is located.											
NORTHERN ASIA-PACIFIC DIVISION											
Japan Publishing House*	6,494	118,001	355	57,318	152,029	20,844	11,798	366,839	7	9	1
Korean Publishing House	373,966	193,050	...	264,448	1,219,656	686,969	...	2,738,089	47	12	1
Signs of the Times Publishing Association	17,737	23,043	795	10,161	...	14,606	40,629	106,971	13	3	1
Totals (3)	398,197	334,094	1,150	331,927	1,371,685	722,419	52,427	3,211,899	67	24	
SOUTH AMERICAN DIVISION											
Brazil Publishing House	2,436,754	1,239,435	199,963	22,929,976	5,466,309	3,656,970	1,785,417	37,714,824	586	28	1
South American Spanish Publishing House	2,386,430	206,604	...	3,794,208	650,419	1,497,579	3,473,454	12,008,694	180	16	1
Totals (2)	4,823,184	1,446,039	199,963	26,724,184	6,116,728	5,154,549	5,258,871	49,723,518	766	44	
SOUTH PACIFIC DIVISION											
Signs Publishing Company	428,309	...	51,291	1,434,363	1,340,523	153,690	845,268	4,253,444	22	3	2
SOUTHERN AFRICA-INDIAN OCEAN DIVISION											
Adventist Printing House (Madagascar)	22,850	361,290	7,520	41,040	19,370	452,070	41	35	3
Angola Publishing House	No report.
Malamulo Publishing House	38,992	195,201	...	17,333	53,588	305,115	23	4	2
Mozambique Publishing House*	No report.
Zambia Adventist Press	62,909	46,259	...	209,291	36,904	355,363	11	12	7
Totals (5)	85,759	...	38,992	602,750	7,520	267,664	109,862	1,112,548	75	51	
SOUTHERN ASIA DIVISION											
Oriental Watchman Publishing House	45,486	23,845	...	22,615	9,259	71,194	166,906	339,306	44	5	14
SOUTHERN ASIA-PACIFIC DIVISION											
Bangladesh Adventist Publishing House	1,584	...	802	3,592	...	1,475	5,869	13,322	4	...	1
Indonesia Publishing House	50,320	203,280	80,540	107,700	47,553	173,228	33,172	695,793	57	10	1
Kinsaung Publishing House	39,296	12,256	28,289	4,540	1,177	85,558	13	9	7
Lakpahana Publishing House of SDA	18,734	...	67	24,009	1,689	9,847	10,678	65,024	2	2	3
Pakistan Publishing House (Qasid)*	No report.
Philippine Publishing House	3,658,476	1,568,108	220,367	1,876,764	534,540	732,740	24,961	8,615,956	91	9	5
Totals (6)	3,768,410	1,771,388	301,776	2,024,321	612,071	921,830	75,857	9,475,653	167	30	
TRANS-EUROPEAN DIVISION											
Advent Publishing House*	No report.
Adventist Media and Forvaltning AB*	No report.
Croatian Publishing House*	13,936	58,371	8,159	26,103	10,681	117,250	2	6	1
Danish Publishing House*	358	1,479	1,568	3,405	1	...	1
Finland SDA Publishing House	13,107	199,970	213,077	3	2	1
Iceland Publishing House*	1,366	1,382	...	1,301	3,808	7,857	1	1	1
Latvian Publishing Centre*	No report.
Lithuanian Publishing Centre*	17,192	...	479	3,913	...	21,584	1	1	1
Macedonian Publishing House*	3,617	...	1,085	...	157	4,859	5	1	1

INSTITUTIONAL STATISTICS FOR 2020

Division and Institution	Books for Literature Evangelist Work (Subscriptions)			Books for Church Members (Trades)			Job Printing	Total Sales	Employees	Periodicals	Languages
	Books	Magazines	Miscellaneous	Books/Bibles	Magazines/Periodicals	Miscellaneous					
	US\$	US\$	US\$	US\$	US\$	US\$					
Publishing Houses (Cont'd)											
TRANS-EUROPEAN DIVISION (CONT'D)											
Netherlands Publishing Service*	No report.										
Norwegian Publishing House*	32,110	124,002	...	93,293	230,022	...	82,551	561,978	5	4	1
Polish Publishing House*	No report.										
Serbian Publishing House*	46,918	38,767	5,950	...	15,868	107,503	5	20	3
Slovenian Publishing House*	4,630	7,092	369	...	436	39,152	271	51,950	2	18	1
Stanborough Press Limited*	194,935	5,476	...	506,252	236,192	151,422	350,491	1,444,768	20	3	3
Totals (15)	315,062	136,570	1,933	712,651	680,886	221,891	465,238	2,534,231	45	56	
WEST-CENTRAL AFRICA DIVISION											
Advent Press	122,065	866,570	...	81,109	149,492	1,219,236	52	4	4
Central African Publishing House	1,603	3,280	1,620	81,517	4,082	18,491	25,910	136,503	8	2	5
Totals (2)	123,668	3,280	1,620	948,087	4,082	99,600	175,402	1,355,739	60	6	
MIDDLE EAST AND NORTH AFRICA UNION MISS											
Middle East Publishers*	1,576	11,555	...	175	...	13,306	2	2	3
ISRAEL FIELD											
Life and Peace Publishing House*	No report.										
WORLD TOTALS 2020 (57)	16,527,704	4,616,354	840,169	57,057,122	25,096,029	12,572,668	11,525,938	128,235,983	1,991	493	...
WORLD TOTALS 2019 (60)	34,495,515	8,455,080	1,494,437	40,486,023	25,294,428	15,350,197	19,246,978	144,822,658	2,017	485	...

*Without printing facilities. Report incomplete.

SECTION IV—FOOD INDUSTRIES

Table 29

Division and Institution	Location	Employees				Products	
		Full-time	Part-time	Casual	Student	Manufactured	Other
Parenthesized figures after "Totals" represent the number of food industries in the divisions.							
INTER-AMERICAN DIVISION							
Inter-American Health Food Company							
Alimentos Colpac	Montemorelos, Mexico	208	3	...	10	57	...
Caribbean Health Foods Limited	St. Joseph, Trinidad	80	4	55	...
Cetebedi, S.A. Costa Rica	Alajuela, Costa Rica	37	3	58	4
Cetebedi, S.A. Panama	Panama	8	2	2	...	11	30
Colombia Branches (Productos Icolpan)	Medellin, Colombia	39	1	...	3	52	44
Alimentos Integrales Viva Mejor (Bucaramanga)	Bucaramanga, Colombia	17	4	23	23
Alimentos Integrales Viva Mejor EU (Cali)	Cali, Colombia	21	25	84
Industrias Venepan	Nirgua, Yaracuy, Venezuela	49	11	...
Productos Granix	Bonao, Dominican Republic	42	1	...	5	38	50
Viva Mejor - Barquisimeto	Barquisimeto, Venezuela	8	1	13	7
Viva Mejor - Bogota (Upper Magdalena Conference)	Bogota, Colombia	No report					
Totals (11)		509	11	2	26	343	242
INTER-EUROPEAN DIVISION							
Bioherba Health Food Company (Bioherba GmbH)	Heimertingen, Germany	46	11	...	1	590	12
NORTHERN ASIA-PACIFIC DIVISION							
Korean Sahmyook Foods	Cheonan-si, Choongnam, Korea	275	103	30
Korean Sahmyook Foods - 2nd Factory	Wanju-gun, Jeonbuk, Korea	4	24	4
Korean Sahmyook Foods - 3rd Factory	Bonghwa-gun, Gyeongbuk, Korea	64	36	...
Korean Sahmyook Foods - 4th Factory	Boryung-si, Choongnam, Korea	31	15	156	40
San-iku Foods	Sodegaura-shi, Chiba, Japan	22	24	85	10
Totals (5)		396	39	404	84
SOUTH AMERICAN DIVISION							
Argentina Food Factory (Alimentos Granix)	Buenos Aires, Argentina	1,099	12	359	48
Brazil Food Factory (Produtos Alimenticios Superbom)	Sao Paulo, Brazil	175	8	111	69
Totals (2)		1,274	20	470	117
SOUTH PACIFIC DIVISION							
Life Health Foods	Australia and New Zealand	228	24	54	...	202	9
Sanitarium Health Foods	Australia and New Zealand	784	158	142	...	244	20
Vitality Works and Lifestyle Medicine Institute	Australia and New Zealand	40	18	43	26
Totals (3)		1,052	200	239	...	446	55
WORLD TOTALS 2020 (22)		3,277	281	241	27	2,253	510
WORLD TOTALS 2019 (23)		3,825	274	231	42	2,402	576
Food Industry Sales, World 2020		US\$	749,307,105				
Food Industry Sales, World 2019		US\$	682,130,141				

Chapter 7 - Global Mission

GLOBAL MISSION

The Church's Presence, Outreach, and Mission

Challenge of Global Mission.—The Global Mission document voted at the 1989 Annual Council and endorsed at the 1990 General Conference Session seeks to create an awareness, in concrete measurable terms, of what the gospel commission means to the church today.

Monitoring Global Advance.—Table 1 below lists major unentered regions of the world according to conferences or missions rather than by countries. It is based on a challenge of Global Mission: to place a church among each one million of earth's population. To locate regions where the ratio of churches to population is less than 1:1,000,000, we have used the 2021 *Seventh-day Adventist Yearbook* to find those conferences or missions with low church-to-population ratios. For example, in the Northern India Union Section of the Southern Asia Division the Chhattisgarh Region has a population of 31.0 million and ten churches. Therefore, on average, each church serves a population of 3.1 million people. Progress is indicated in the fact that in 2001, when this field was organized, each church served an average of 6.9 million people.

This view of the global challenge shows in which conferences or missions the great challenges lie in relation to the Adventist "presence." (For a definition of "presence" see "Definitions" in the next column.)

A column is provided to show the "Population Estimate (Millions) Per Church 1990 or When Organized" for comparison. The basis for these entries is the 1991 *Seventh-day Adventist Yearbook* or the *Yearbook* representing the year of the field's organization after 1990. In some cases the 2020 ratio is larger than the earlier ratio. This may be due to a population that is growing more rapidly than the church or to official revisions in population estimates, rather than to a loss of churches. In some cases the fields that existed in 1990 no longer exist by the same name or territory so a direct comparison is impossible. In other cases growth of churches has lowered the ratio below 1.0. These are being eliminated year by year as church growth occurs. This occurred last year when the Eastern Jharkhand Section of the Southern Asia Division established its 17th church in a territory with a population of 13.3 million people.

The number of churches is taken from the 2021 edition of the *Annual Statistical Report*; population statistics are for mid-2020 and estimates are provided by the Population Reference Bureau of Washington, DC.*

Some countries with a population of one million or more yet with little or no Seventh-day Adventist organizational structure are shown in parentheses.

Table 2 lists all countries and some areas of the world and shows church-planting activity and general growth, including the number of ordained ministers, churches, companies, and members, for each country.

Although isolated Sabbath keepers or Seventh-day Adventists from other countries are known to reside in some countries where there is no organized church, the data here corresponds to official reports from the divisions.

The "Ordained Ministers" column excludes those who serve in administrative positions at the union and division levels.

Definitions.—Officially, what is a "country or area of the world?" For the purposes of this report, it is a separate political or geographical entity. Because the Seventh-day Adventist Church does not involve itself in political affairs, the reader should attach no special significance to the presence of certain names in the list or the absence of others. The countries and areas shown in the accompanying Global Mission tables are taken from the United Nations Statistics Division, Standard Country and Area Codes Classifications (M49) list, excluding areas without political autonomy or permanent populations.

"Presence" means the existence within the territory of an organized church.

"Established work" exists in a country or area of the world when one or more of the following criteria have been met: (1) when an organized church meets regularly; (2) when a mission station, healthcare facility, or school is functioning regularly; or (3) when a regular full-time denominational employee is based in the country or area carrying on outreach or soul-winning activities through such units as a Sabbath school, an organized company, or a language school. Seventh-day Adventist work is not considered to be established in a country or area when it is limited to a series of evangelistic meetings, literature-evangelist work not based there, scattered Sabbath keepers, employees traveling through, or temporary service by regular employees, student missionaries, or other volunteer employees. Countries or areas where the church does not have established work are listed in Table 1a on page 101.

The "number of countries and areas of the world" is derived from the United Nations M49 list downloaded May 11, 2021, less the areas excluded for the reasons mentioned above. This makes our count 235.

Symbols Used in Table 2:

- + Improvement, but percentage calculation is impossible because the beginning figure is zero.
- Decrease in growth.
- () Negative number.

*Toshiko Kaneda, Charlotte Greenbaum, and Kellye Kline, 2020 *World Population Data Sheet* (Washington, DC: Population Reference Bureau, 2020).

GLOBAL MISSION (GM) Table 1
Conferences or Missions Where Each Church
Serves More Than One Million Persons

Conference, Mission, or Country	Population Estimate (Millions) 2020	Churches 2020	Population Estimate (Millions) Per Church	
			2020	1990 or When Organized
EAST-CENTRAL AFRICA DIVISION				
East Kenya Union Conference (Somalia)	15.9	no church	no church	no church
West Congo Union Mission				
Congo Equatorial Field	8.1	7	1.2	no church
Lower Congo Field	7.5	7	1.1	3.4
Attached Field				
Eritrea Mission Field	3.5	3	1.2	1.2
EURO-ASIA DIVISION				
Southern Union Mission				
Tajikistan Field	9.4	3	3.1	1.1
Turkmenistan Field	6.0	1	6.0	5.6
Uzbekistan Field	34.2	10	3.4	1.7
(Afghanistan)	38.9	no church	no church	no church

Conference, Mission, or Country	Population Estimate (Millions) 2020	Churches 2020	Population Estimate (Millions) Per Church	
			2020	1990 or When Organized
NORTHERN ASIA-PACIFIC DIVISION				
Japan Union Conference				
East Japan Conference	65.2	54	1.2	1.2
West Japan Conference	59.3	30	2.0	1.7
Korean Union Conference				
(Korea, Democratic People's Rep. of)	25.8	no church	no church	no church
SOUTHERN ASIA DIVISION				
East-Central India Union Section				
Hyderabad Metro Section	13.0	13	1.0	0.6
Northeast India Union Section				
Arunachal Pradesh Region	1.6	1	1.6	no church
Assam Region	34.2	18	1.9	2.1

Conference, Mission, or Country	Population Estimate (Millions) 2020	Churches 2020	Population Estimate (Millions) Per Church		Conference, Mission, or Country	Population Estimate (Millions) 2020	Churches 2020	Population Estimate (Millions) Per Church	
			2020	1990 or When Organized				2020	1990 or When Organized

TABLE 1—Conferences or Missions Where Each Church Serves More Than One Million Persons (Cont'd)

SOUTHERN ASIA DIVISION (Cont'd)

Northern India Union Section				
Bihar Region	123.7	4	30.9	30.2
Central Uttar Pradesh Region	48.2	6	8.0	9.7
Chhattisgarh Region	31.0	10	3.1	6.9
Delhi Metro Region	29.2	7	4.2	7.0
Eastern Uttar Pradesh Section	87.7	32	2.7	32.7
Haryana Region	28.9	16	1.8	21.0
Himachal Pradesh Region	7.4	7	1.1	1.4
Kolkata Metro Region	19.3	3	6.4	4.5
Madhya Pradesh Region	82.9	4	20.7	18.0
Rajasthan Section	78.1	50	1.6	2.9
Upper Ganges Section	68.6	43	1.6	3.5
Uttarakhand Region	16.6	9	1.8	1.1
South-Central India Union Section				
South Karnataka Section	24.8	24	1.0	0.7
Southwest India Union Section				
Malabar Region	8.1	7	1.2	1.5
Western India Union Section				
Gujarat Conference	60.4	42	1.4	4.0
Mumbai Metro Section	28.1	20	1.4	1.3
Saurashtra Region	19.6	4	4.9	3.6
South Gujarat Region	6.5	4	1.6	1.1
Vidarbha Region (Nagpur)	25.6	21	1.2	2.3
Attached Field				
Himalayan Section	30.0	26	1.2	2.7
SOUTHERN ASIA-PACIFIC DIVISION				
Bangladesh Union Mission				
East Bangladesh Mission	68.3	26	2.6	16.9
South Bangladesh Mission	40.1	35	1.1	0.7
West Bangladesh Mission	33.3	31	1.1	2.2
Pakistan Union Section				
Northern Section	145.8	94	1.6	2.3
Southern Section	75.1	32	2.3	2.9

SOUTHERN ASIA-PACIFIC DIVISION (Cont'd)

Southeast Asia Union Mission				
Cambodia Mission	15.5	7	2.2	no church
Laos Region	7.2	2	3.6	5.1
Thailand Mission	66.5	54	1.2	1.4
Vietnam Mission	96.2	19	5.1	3.2
Attached Field				
Timor-Leste Mission	1.3	1	1.3	1.1
TRANS-EUROPEAN DIVISION				
Attached Field				
Greek Mission	10.7	9	1.2	1.3
WEST-CENTRAL AFRICA DIVISION				
Eastern Sahel Union Mission				
Burkina Faso Mission	20.9	12	1.7	3.0
Niger Region	24.2	2	12.1	no church
West African Union Mission				
Guinea Region	12.6	6	2.1	3.0
Western Sahel Union Mission				
Mali Mission	20.3	5	4.1	4.1
Senegal/Mauritania Mission	21.4	7	3.1	3.7
ATTACHED TO GENERAL CONFERENCE				
Chinese Union Mission				
(China)	1,402.4	1,139	1.2	2.9
Middle East and North Africa Union Mission				
East Mediterranean Region	76.6	6	12.8	2.5
Egypt-Sudan Field	144.7	23	6.3	6.8
Gulf Field	88.4	21	4.2	5.7
North Africa Region	99.7	4	24.9	75.3
West Asian Field	168.2	5	33.6	39.3
(Palestine, State of)	5.0	no church	no church	no church

GLOBAL MISSION (GM) Table 1a
Countries and Areas of the World Where
Seventh-day Adventist Work is Not Currently Established
As of December 31, 2020

Country or Area of the World	Continent	Division/Attached Field	Population Estimate Mid-2020	Country or Area of the World	Continent	Division/Attached Field	Population Estimate Mid-2020
Afghanistan	Asia	Euro-Asia	38,928,000	Mauritania	Africa	West-Central Africa	4,650,000
Aland Islands	Europe	Trans-European	30,000	Monaco	Europe	Inter-European	38,000
Brunei Darussalam	Asia	Southern Asia-Pacific	469,000	Palestine, State of	Asia		5,008,000
Comoros	Africa	Southern Africa-Indian Ocean	870,000	Saint Barthelemy	North America	Inter-American	10,000
Gibraltar	Europe	Inter-European	34,000	Saint Pierre and Miquelon	North America	North American	6,000
Greenland	North America	Trans-European	57,000	San Marino	Europe	Inter-European	34,000
Guernsey	Europe	Trans-European	68,000	Somalia	Africa	East-Central Africa	15,893,000
Holy See	Europe	Inter-European	1,000	Syrian Arab Republic	Asia	Middle East and North Africa Un	19,398,000
Iran (Islamic Republic of)	Asia	Middle East and North Africa Un	84,150,000	Tokelau	Oceania	South Pacific	1,000
Korea, Democratic People's Rep of	Asia	Northern Asia-Pacific	25,779,000	Western Sahara	Africa	Middle East and North Africa Un	597,000
Liechtenstein	Europe	Inter-European	39,000	Yemen	Asia	Middle East and North Africa Un	29,826,000
Maldives	Asia	Southern Asia	541,000				

Summary

Countries and areas of the world (See p. 102)	235
Countries and areas of the world in which Seventh-day Adventist work is established	212
Countries and areas of the world in which Seventh-day Adventist work is not established (listed above)	23
Estimated population of the world as of June 30, 2020	7,772,848,000
Estimated population of countries and areas of the world in which Seventh-day Adventist work is established	7,546,425,000
Estimated population of countries and areas of the world in which Seventh-day Adventist work is not established (listed above)	226,423,000

GENERAL STATISTICS FOR 2020

GLOBAL MISSION

(GM) Table 2

Seventh-day Adventist Presence in *Countries and Areas of the World

(*Please see "Definitions" on page 102 of this report.)

Country or Area of the World	Division	Continent	Ordained Ministers 2020	Churches 2020	Companies 2020	Church Membership 2020	Population Estimate (Thousands) 2020	Adventist Deaths Per Thousand	General Population Deaths Per Thousand	Church Membership Per Ten Thousand Population	Population Per Member Ratio**	% Net Membership Growth	
												Over Last Year	Over Last 10 Years
Afghanistan	ESD	As	0	0	0	5	38,928	0.00	6.00	0	6,488,000	0	0
Aland Islands	TED	Eur	0	0	0	10	30	90.91	10.00	3	2,727	(9)	11
Albania	TED	Eur	4	5	2	472	2,838	0.00	8.00	2	6,000	1	39
Algeria	MENA	Afr				86	44,357	0.00	5.00	0	509,851	9	19
American Samoa	SPD	Oc	4	10	8	1,980	58	0.00	6.00	341	29	5	7
Andorra	EUD	Eur	0	0	1	24	82	0.00	4.00	3	3,280	20	140
Angola	SID	Afr	133	1,640	2,399	551,601	32,522	1.96	9.00	170	59	1	41
Anguilla	IAD	NA	2	3	1	1,241	18	2.43	5.00	689	14	0	38
Antigua and Barbuda	IAD	NA	15	30	2	8,200	98	2.04	6.00	837	12	(2)	(5)
Argentina	SAD	SA	146	622	427	119,049	45,377	10.89	8.00	26	381	(2)	9
Armenia	ESD	As	2	19	11	825	2,956	16.79	9.00	3	3,579	(1)	(7)
Aruba	IAD	NA	2	8	3	1,175	106	6.90	6.00	111	90	1	67
Australia	SPD	Oc	260	434	113	63,112	25,759	7.80	6.00	25	408	0	12
Austria	EUD	Eur	23	56	9	4,326	8,914	8.63	9.00	5	2,060	1	11
Azerbaijan	ESD	As	2	5	6	496	10,108	10.27	6.00	0	20,338	2	(32)
Bahamas	IAD	NA	13	60	3	21,971	393	2.99	7.00	559	18	1	9
Bahrain	MENA	As				91	1,465	11.36	2.00	1	15,924	3	128
Bangladesh	SSD	As	21	127	286	34,899	169,809	1.73	5.00	2	4,866	4	5
Barbados	IAD	NA	15	57	3	20,248	287	4.04	9.00	706	14	0	10
Belarus	ESD	Eur	30	66	28	3,724	9,375	14.67	13.00	4	2,517	(1)	(28)
Belgium	EUD	Eur	6	33	2	2,759	11,515	9.57	10.00	2	4,172	2	39
Belize	IAD	NA	9	100	38	48,272	419	0.00	5.00	1,152	9	1	34
Benin	WAD	Afr	6	33	51	5,992	12,209	1.71	9.00	5	2,037	2	(1)
Bermuda	NAD	NA	5	11	1	3,958	63	15.82	8.00	628	16	(1)	2
Bhutan	SUD	As	2	14	24	878	730	8.32	7.00	12	830	4	47
Bolivia, Plurinational State of	SAD	SA	89	479	671	125,987	11,633	8.16	6.00	108	92	2	76
Bonaire, Sint Eustatius, and Saba	IAD	NA	3	5	0	933	26	1.07	4.96	359	28	0	36
Bosnia and Herzegovina	TED	Eur	2	23	0	576	3,281	23.57	11.00	2	5,686	(3)	(5)
Botswana	SID	Afr	22	162	80	47,593	2,317	0.38	9.00	205	49	0	54
Brazil	SAD	SA	2,001	9,697	8,934	1,729,459	211,812	6.24	6.00	82	122	0	36
British Virgin Islands	IAD	NA	3	8	0	2,135	30	2.87	5.00	712	14	2	31
Brunei Darussalam	SSD	As	0	0	0	0	469	0.00	4.00	-	469,000	0	0
Bulgaria	EUD	Eur	44	116	108	7,035	6,927	23.97	16.00	10	985	0	(6)
Burkina Faso	WAD	Afr	5	12	65	2,398	20,903	3.39	8.00	1	8,713	2	(36)
Burundi	ECD	Afr	40	500	502	192,258	11,866	1.59	6.00	162	62	2	50
Cabo Verde	WAD	Afr	4	43	39	9,466	556	0.64	6.00	170	59	0	42
Cambodia	SSD	As	6	7	35	3,786	15,497	2.53	6.00	2	4,092	7	(32)
Cameroon	WAD	Afr	95	997	608	114,994	26,598	6.44	8.00	43	231	0	6
Canada	NAD	NA	217	393	82	73,471	38,190	6.03	8.00	19	520	1	17
Cayman Islands	IAD	NA	6	16	1	6,712	67	2.14	3.00	1,002	10	3	50
Central African Republic	WAD	Afr	3	53	50	6,471	4,830	1.59	12.00	13	746	3	(37)
Chad	WAD	Afr	9	42	39	4,019	16,877	1.28	11.00	2	4,198	3	6
Chile	SAD	SA	126	687	310	104,046	19,470	7.62	6.00	53	187	0	(14)
China	CHUM	As	141	1,139	2,966	471,248	1,402,385	1.17	7.00	3	2,976	1	20
Colombia	IAD	SA	206	1,805	859	289,902	49,444	2.81	5.00	59	171	0	2
Comoros	SID	Afr	0	0	0	0	870	0.00	7.00	-	870,000	0	0
Congo	WAD	Afr	2	16	7	1,316	5,518	0.00	7.00	2	4,190	5	78
Congo, Democratic Republic of the	ECD	Afr	352	2,220	1,847	706,013	89,568	1.17	9.00	79	127	3	33
Cook Islands	SPD	Oc	2	14	2	995	15	1.02	8.00	663	15	1	15
Costa Rica	IAD	NA	21	250	65	42,377	5,111	5.23	5.00	83	121	(15)	(34)
Cote d'Ivoire	WAD	Afr	21	96	121	9,900	26,175	4.79	10.00	4	2,644	(3)	(20)
Croatia	TED	Eur	13	68	0	2,487	4,020	30.02	13.00	6	1,616	(3)	(13)
Cuba	IAD	NA	67	347	150	38,219	11,281	9.70	10.00	34	295	1	23
Curacao	IAD	NA	6	27	2	8,406	155	3.97	9.00	542	18	1	38
Cyprus	TED	As	2	2	1	114	1,207	0.00	7.00	1	10,496	5	56
Czechia	EUD	Eur	49	147	24	7,438	10,716	9.15	11.00	7	1,441	(1)	(1)
Denmark	TED	Eur	7	37	1	2,343	5,829	10.47	9.00	4	2,487	(2)	(4)
Djibouti	ECD	Afr	0	0	0	0	988	0.00	7.00	-	988,000	0	0
Dominica	IAD	NA	8	23	5	7,403	72	1.08	10.00	1,028	10	0	9
Dominican Republic	IAD	NA	127	944	480	359,595	10,500	0.69	6.00	342	29	0	31
Ecuador	SAD	SA	52	311	377	54,414	17,511	4.95	4.00	31	322	(1)	33
Egypt	MENA	Afr				848	100,803	1.21	6.00	0	118,731	3	17
El Salvador	IAD	NA	35	804	204	193,499	6,481	2.06	6.00	299	33	(1)	(4)
Equatorial Guinea	WAD	Afr	2	9	21	1,830	1,403	2.36	9.00	13	766	8	(25)
Eritrea	ECD	Afr	0	3	12	526	3,546	0.00	7.00	1	6,729	0	0
Estonia	TED	Eur	5	18	3	1,313	1,331	26.08	12.00	10	1,013	(2)	(20)
Eswatini	SID	Afr	3	28	39	9,450	1,104	3.17	10.00	86	117	0	63
Ethiopia	ECD	Afr	181	1,019	505	214,685	114,916	2.47	6.00	19	535	3	18
Falkland Islands (Malvinas)	SAD	SA	1	0	1	8	4	0.00	6.00	20	444	14	+
Faroe Islands	TED	Eur	0	1	0	52	53	0.00	8.00	10	1,000	0	(17)
Fiji	SPD	Oc	30	174	64	29,917	896	1.24	8.00	334	30	6	9
Finland	TED	Eur	7	59	9	4,476	5,499	22.11	10.00	8	1,228	(3)	(11)
France	EUD	Eur	57	139	43	16,278	64,940	5.65	9.00	3	3,989	3	29

STATISTICAL REPORT FOR 2020

Country or Area of the World	Division	Continent	Ordained Ministers 2020	Churches 2020	Companies 2020	Church Membership 2020	Population Estimate (Thousands) 2020	Adventist Deaths Per Thousand	General Population Deaths Per Thousand	Church Membership Per Ten Thousand Population	Population Per Member Ratio**	% Net Membership Growth	
												Over Last Year	Over Last 10 Years
French Guiana	IAD	SA	5	14	6	3,138	294	3.20	4.00	107	94	1	39
French Polynesia	SPD	Oc	9	44	19	5,274	280	4.48	6.00	188	53	(2)	25
Gabon	WAD	Afr	4	22	15	2,605	2,231	3.96	6.00	12	856	3	(28)
Gambia	WAD	Afr	2	5	6	330	2,417	3.15	8.00	1	7,302	4	(74)
Georgia	ESD	As	2	8	4	340	3,715	23.05	13.00	1	10,894	(2)	(19)
Germany	EUD	Eur	203	547	35	34,415	83,300	15.49	12.00	4	2,420	(1)	(2)
Ghana	WAD	Afr	374	2,023	2,363	373,658	31,073	2.20	7.00	120	83	1	2
Gibraltar	EUD	Eur	0	0	0	3	34	0.00	0.00	1	8,500	0	+
Greece	TED	Eur	4	9	5	486	10,700	6.37	11.00	0	21,971	3	(10)
Greenland	TED	NA	0	0	0	0	57	0.00	9.00	-	57,000	0	0
Grenada	IAD	NA	15	46	5	14,216	113	4.44	10.00	1,258	8	(3)	8
Guadeloupe	IAD	NA	8	64	11	9,611	375	4.98	9.00	256	39	0	(18)
Guam	NAD	Oc	4	7	2	1,439	175	4.21	6.00	82	122	1	6
Guatemala	IAD	NA	50	1,048	261	195,118	18,066	5.80	5.00	108	93	(6)	(11)
Guernsey	TED	Eur	0	0	0	0	68	0.00	8.00	-	68,000	0	0
Guinea	WAD	Afr	1	6	28	2,711	12,560	0.00	10.00	2	4,631	9	87
Guinea-Bissau	WAD	Afr	5	8	14	3,982	1,927	0.26	8.00	21	484	4	74
Guyana	IAD	SA	26	170	42	65,742	787	1.31	8.00	835	12	0	16
Haiti	IAD	NA	109	620	509	485,522	11,403	0.61	8.00	426	23	1	35
Holy See	EUD	Eur	0	0	0	0	1	0.00	0.00	-	1,000	0	0
Honduras	IAD	NA	45	474	225	78,653	9,864	0.70	5.00	80	125	(14)	(67)
Hong Kong Special Administrative Region (China)	CHUM	As	22	19	3	4,464	7,494	4.51	6.00	6	1,678	1	(2)
Hungary	TED	Eur	37	111	26	5,144	9,767	17.86	13.00	5	1,898	0	10
Iceland	TED	Eur	2	6	1	470	368	0.00	6.00	13	781	0	(2)
India	SUD	As	365	4,530	4,731	1,131,147	1,400,100	1.25	6.00	8	1,238	0	(26)
Indonesia	SSD	As	630	1,841	495	220,757	271,739	3.35	7.00	8	1,231	(3)	2
Iran (Islamic Republic of)	MENA	As				0	84,150	0.00	5.00	-	84,150,000	0	-
Iraq	MENA	As				81	39,725	0.00	4.00	0	484,451	0	(52)
Ireland	TED	Eur	5	8	7	738	5,003	1.43	6.00	1	6,770	5	123
Isle of Man	TED	Eur	0	1	0	43	85	0.00	0.00	5	1,932	5	126
Israel	ISRF	As	4	14	6	811	9,216	0.00	5.00	1	11,350	(3)	(8)
Italy	EUD	Eur	33	106	20	9,340	60,296	4.17	11.00	2	6,455	0	2
Jamaica	IAD	NA	119	698	32	327,013	2,809	1.18	8.00	1,164	9	1	28
Japan	NSD	As	36	98	47	15,011	125,967	9.87	11.00	1	8,391	0	(2)
Jersey	TED	Eur	0	0	0	0	104	0.00	8.00	-	104,000	0	0
Jordan	MENA	As				181	10,679	0.00	4.00	0	58,676	2	(7)
Kazakhstan	ESD	As	21	43	19	2,285	18,732	18.72	7.00	1	8,194	(3)	(31)
Kenya	ECD	Afr	598	7,031	3,794	1,099,928	53,528	1.86	5.00	205	49	3	62
Kiribati	SPD	Oc	3	14	17	3,032	125	3.41	7.00	243	41	3	36
Korea, Democratic People's Republic of+	NSD	As					25,779	0.00	9.00	0	0	0	0
Korea, Republic of	NSD	As	622	673	134	261,300	51,781	1.11	6.00	50	198	1	18
Kuwait	MENA	As				200	4,691	0.00	2.00	0	23,338	0	10
Kyrgyzstan	ESD	As	6	10	9	633	6,594	24.39	5.00	1	10,401	(4)	(33)
Lao People's Democratic Republic	SSD	As	4	2	3	1,908	7,242	0.00	7.00	3	3,794	22	(1)
Latvia	TED	Eur	15	50	2	3,757	1,902	9.01	14.00	20	506	0	(7)
Lebanon	MENA	As				337	6,825	0.00	5.00	0	20,192	2	(14)
Lesotho	SID	Afr	5	47	21	10,691	2,142	1.61	14.00	50	200	1	52
Liberia	WAD	Afr	23	79	73	28,098	5,058	1.33	7.00	56	180	4	8
Libya	MENA	Afr				57	6,891	0.00	4.00	0	118,810	0	(53)
Liechtenstein	EUD	Eur	0	0	0	10	39	0.00	7.00	3	3,545	0	43
Lithuania	TED	Eur	10	18	4	719	2,794	4.10	14.00	3	3,881	(2)	(17)
Luxembourg	EUD	Eur	0	2	0	196	632	0.00	7.00	3	3,208	3	176
Macao Special Administrative Region (China)	CHUM	As	0	2	1	335	686	0.00	3.00	5	2,042	(1)	48
Madagascar	SID	Afr	82	1,099	1,213	190,681	27,691	1.50	6.00	69	145	8	56
Malawi	SID	Afr	155	1,624	2,015	620,116	19,130	1.35	7.00	324	31	2	76
Malaysia	SSD	As	47	301	152	60,260	32,781	1.50	5.00	18	544	0	10
Maldives	SUD	As	0	0	0	0	541	0.00	4.00	-	541,000	0	0
Mali	WAD	Afr	1	5	21	2,053	20,251	0.00	10.00	1	9,859	4	32
Malta	EUD	Eur	0	1	0	28	522	0.00	8.00	1	18,000	0	0
Marshall Islands	NAD	Oc	2	3	4	939	57	7.62	4.00	165	61	2	42
Martinique	IAD	NA	6	68	4	16,301	356	1.23	9.00	458	22	0	9
Mauritania	WAD	Afr	0	1	1	85	4,650	0.00	7.00	0	54,070	9	2,733
Mauritius	SID	Afr	9	35	3	5,296	1,265	5.69	9.00	42	239	1	16
Mayotte	SID	Afr	1	0	0	119	284	0.00	3.00	4	2,367	(2)	138
Mexico	IAD	NA	502	4,793	4,387	781,863	127,792	3.81	6.00	61	163	1	16
Micronesia (Federated States of)	NAD	Oc	1	7	1	1,703	106	28.65	5.00	161	62	(6)	22
Moldova, Republic of	ESD	Eur	26	136	99	8,424	3,535	20.87	10.00	24	420	(2)	(22)
Monaco	EUD	Eur	0	0	0	0	38	0.00	7.00	-	38,000	0	0
Mongolia	NSD	As	9	6	5	3,085	3,361	1.63	6.00	9	1,089	1	87
Montenegro	TED	Eur	2	5	0	232	622	0.00	11.00	4	2,670	1	(10)
Montserrat	IAD	NA	0	2	1	609	5	1.65	9.00	1,218	8	1	(50)
Morocco	MENA	Afr				37	35,952	0.00	5.00	0	946,105	0	(23)
Mozambique	SID	Afr	27	1,054	1,638	371,535	31,166	0.56	11.00	119	84	(1)	39
Myanmar	SSD	As	61	242	93	34,730	54,704	2.48	8.00	6	1,575	1	19
Namibia	SID	Afr	10	126	39	24,175	2,541	3.06	8.00	95	105	1	35
Nauru	SPD	Oc	1	1	0	122	11	10.20	8.00	111	89	24	388
Nepal	SUD	As	8	26	82	9,307	29,996	0.00	7.00	3	3,223	1	12
Netherlands	TED	Eur	15	58	16	6,054	17,467	10.18	9.00	3	2,885	1	22

Table 2—Seventh-day Adventist Presence in Countries and Areas of the World (Cont'd)

Country or Area of the World	Division	Continent	Ordained Ministers 2020	Churches 2020	Companies 2020	Church Membership 2020	Population Estimate (Thousands) 2020	Adventist Deaths Per Thousand	General Population Deaths Per Thousand	Church Membership Per Ten Thousand Population	Population Per Member Ratio**	% Net Membership Growth	
												Over Last Year	Over Last 10 Years
New Caledonia	SPD	Oc	5	6	3	1,078	295	5.64	6.00	37	273	1	45
New Zealand	SPD	Oc	44	87	22	13,637	4,987	6.64	7.00	27	366	2	19
Nicaragua	IAD	NA	27	288	257	32,962	6,596	4.50	4.00	50	200	(29)	(71)
Niger	WAD	Afr	3	2	28	1,068	24,189	0.81	10.00	0	22,628	(13)	532
Nigeria	WAD	Afr	417	1,289	1,515	280,852	206,140	3.33	12.00	14	734	3	(2)
Niue	SPD	Oc	1	0	1	34	1	37.04	11.00	340	29	26	467
North Macedonia	TED	Eur	6	15	6	540	2,080	21.90	10.00	3	3,845	(1)	(3)
Northern Mariana Islands	NAD	Oc	1	1	4	351	60	2.85	5.00	59	170	0	87
Norway	TED	Eur	0	59	2	4,504	5,387	15.21	8.00	8	1,196	(1)	(2)
Oman	MENA	As				71	4,713	0.00	2.00	0	65,458	1	61
Pakistan	SSD	As	15	126	71	14,776	220,940	2.79	6.00	1	14,952	3	8
Palau	NAD	Oc	2	4	2	1,373	18	8.14	9.00	763	13	2	40
Palestine, State of		As	0		0	0	5,008	0.00	4.00	-	5,008,000	0	0
Panama	IAD	NA	52	378	247	95,493	4,283	0.67	5.00	223	45	2	1
Papua New Guinea	SPD	Oc	386	1,073	3,205	390,680	8,950	4.00	11.00	437	23	10	54
Paraguay	SAD	SA	21	68	89	13,497	7,255	5.65	6.00	19	537	3	4
Peru	SAD	SA	333	2,582	3,190	414,601	32,824	8.82	5.00	126	79	4	(4)
Philippines	SSD	As	451	5,094	2,203	1,280,811	109,581	2.30	6.00	117	86	5	80
Pitcairn	SPD	Oc	1	1	0	35	0	0.00	0.00	7,292	1	0	94
Poland	TED	Eur	32	115	27	5,857	38,368	12.69	11.00	2	6,550	0	1
Portugal	EUD	Eur	32	94	21	10,235	10,255	9.09	11.00	10	1,002	2	9
Puerto Rico	IAD	NA	91	312	9	33,379	3,189	4.93	9.00	105	96	0	(9)
Qatar	MENA	As				351	2,839	2.89	1.00	1	8,065	1	308
Reunion	SID	Afr	4	17	2	1,299	861	3.88	6.00	15	662	1	(7)
Romania	EUD	Eur	74	1,075	245	62,251	19,241	19.83	14.00	32	309	(1)	(8)
Russian Federation	ESD	Eur	201	634	402	40,970	144,829	21.65	13.00	3	3,535	(2)	(23)
Rwanda	ECD	Afr	167	1,893	668	980,593	12,952	0.17	5.00	757	13	1	99
Saint Barthelemy	IAD	NA	0	0	0	4	10	0.00	8.00	4	2,000	0	0
Saint Helena	SID	Afr	1	1	0	109	6	0.00	0.00	182	55	0	1
Saint Kitts and Nevis	IAD	NA	3	12	2	2,444	54	2.45	7.00	453	22	0	10
Saint Lucia	IAD	NA	16	44	4	24,260	182	0.95	7.00	1,333	8	0	41
Saint Martin	IAD	NA	1	4	1	465	38	0.00	4.00	122	82	0	(1)
Saint Pierre and Miquelon	NAD	NA	0	0	0	0	6	0.00	11.00	-	6,000	0	0
Saint Vincent and the Grenadines	IAD	NA	10	39	2	14,437	111	2.30	9.00	1,301	8	(10)	3
Samoa	SPD	Oc	16	36	29	9,639	200	1.63	5.00	482	21	5	35
San Marino	EUD	Eur	0	0	0	0	34	0.00	7.00	-	34,000	0	0
Sao Tome and Principe	SID	Afr	5	24	77	7,394	210	1.11	6.00	352	28	3	98
Saudi Arabia	MENA	As				573	35,041	0.00	3.00	0	61,047	16	426
Senegal	WAD	Afr	3	6	6	701	16,744	2.90	6.00	0	23,852	2	39
Serbia	TED	Eur	30	167	0	5,489	8,748	22.69	12.95	6	1,593	(3)	(17)
Seychelles	SID	Afr	2	8	2	1,142	98	7.24	8.00	117	86	3	65
Sierra Leone	WAD	Afr	6	53	66	12,205	7,977	2.49	12.00	15	654	1	(36)
Singapore	SSD	As	9	8	0	3,179	5,769	1.90	5.00	6	1,814	0	16
Sint Maarten	IAD	NA	6	6	1	3,143	43	0.32	4.00	731	14	1	33
Slovakia	EUD	Eur	14	43	10	2,193	5,462	16.68	10.00	4	2,490	(1)	0
Slovenia	TED	Eur	1	15	2	553	2,103	15.99	10.00	3	3,796	(2)	(1)
Solomon Islands	SPD	Oc	52	210	395	58,393	715	0.69	5.00	817	12	6	41
Somalia	ECD	Afr	0	0	0	0	15,893	0.00	11.00	-	15,893,000	0	0
South Africa	SID	Afr	170	1,198	336	145,440	59,628	2.14	9.00	24	410	1	53
South Sudan	ECD	Afr	26	96	222	55,438	11,194	0.34	10.00	50	202	12	225
Spain	EUD	Eur	50	111	51	17,500	47,635	6.13	9.00	4	2,722	1	11
Sri Lanka	SSD	As	8	35	21	3,315	21,937	2.41	6.00	2	6,616	0	(14)
Sudan	MENA	Afr				584	43,849	0.00	7.00	0	74,956	4	535
Suriname	IAD	SA	5	17	3	5,421	605	1.29	6.00	90	112	0	26
Sweden	TED	Eur	0	32	4	2,915	10,377	14.05	9.00	3	3,559	0	4
Switzerland	EUD	Eur	24	57	4	4,759	8,634	9.57	8.00	6	1,814	(1)	10
Syrian Arab Republic	MENA	As				0	19,398	0.00	5.00	-	19,398,000	0	0
Taiwan (China)	NSD	As	44	58	28	6,993	23,610	3.18	7.00	3	3,376	1	15
Tajikistan	ESD	As	2	3	6	248	9,429	37.66	4.00	0	37,867	4	(60)
Tanzania, United Republic of	ECD	Afr	312	3,610	2,684	832,398	59,734	2.54	6.00	139	72	4	100
Thailand	SSD	As	36	54	75	15,137	66,534	1.62	8.00	2	4,395	2	10
Timor-Leste	SSD	As	3	1	2	696	1,318	1.56	6.00	5	1,891	9	53
Togo	WAD	Afr	18	73	121	8,845	8,279	4.44	8.00	11	936	(9)	80
Tokelau	SPD	Oc	0	0	0	0	1	0.00	9.00	-	1,000	0	-
Tonga	SPD	Oc	10	16	18	3,880	99	0.27	7.00	392	26	4	49
Trinidad and Tobago	IAD	NA	54	165	22	68,358	1,369	2.29	9.00	499	20	0	7
Tunisia	MENA	Afr				51	11,896	0.00	6.00	0	228,769	0	16
Turkey	MENA	As				524	83,737	0.00	5.00	0	159,499	7	509
Turkmenistan	ESD	As	0	1	2	96	6,031	10.42	7.00	0	62,175	0	(4)
Turks and Caicos Islands	IAD	NA	3	9	1	3,980	38	0.79	3.00	1,047	10	5	75
Tuvalu	SPD	Oc	1	1	2	366	10	0.00	9.00	366	27	0	107
Uganda	ECD	Afr	167	1,253	2,346	436,164	45,741	0.73	6.00	95	105	3	98
Ukraine	ESD	Eur	247	815	220	45,648	43,682	23.25	14.00	10	957	(2)	(26)
United Arab Emirates	MENA	As				1,303	9,778	0.81	1.00	1	7,498	6	210
United Kingdom of Great Britain and Northern Ireland	TED	Eur	121	288	104	39,189	67,160	6.49	9.00	6	1,714	1	25
United States of America	NAD	NA	2,822	5,214	798	1,182,665	329,879	7.04	9.00	36	279	0	12
United States Virgin Islands	IAD	NA	8	13	2	9,290	106	1.51	8.00	876	11	1	12
Uruguay	SAD	SA	16	60	50	7,140	3,531	21.37	9.00	20	494	0	(5)

Table 2—Seventh-day Adventist Presence in Countries and Areas of the World (Cont'd)

Country or Area of the World	Division	Continent	Ordained Ministers 2020	Churches 2020	Companies 2020	Church Membership 2020	Population Estimate (Thousands) 2020	Adventist Deaths Per Thousand	General Population Deaths Per Thousand	Church Membership Per Ten Thousand Population	Population Per Member Ratio**	% Net Membership Growth	
												Over Last Year	Over Last 10 Years

Table 2—Seventh-day Adventist Presence in Countries and Areas of the World (Cont'd)

Uzbekistan	ESD	As	5	10	6	693	34,174	15.85	5.00	0	49,242	0	(44)
Vanuatu	SPD	Oc	15	90	125	27,676	321	0.86	4.00	862	12	3	56
Venezuela (Bolivarian Republic of)	IAD	SA	75	1,243	438	353,834	28,645	1.92	7.00	124	81	(1)	52
Viet Nam	SSD	As	21	19	176	13,993	96,209	3.18	6.00	1	6,875	1	38
Wallis and Futuna Islands	SPD	Oc				18	12	0.00	7.00	15	632	0	157
Western Sahara	MENA	Afr				0	597	0.00	5.00	-	597,000	0	0
Yemen	MENA	As				0	29,826	0.00	6.00	-	29,826,000	0	0
Zambia	SID	Afr	129	3,452	4,250	1,282,888	18,384	1.79	6.00	698	14	(6)	78
Zimbabwe	SID	Afr	111	2,523	2,091	972,592	14,863	0.84	8.00	654	15	(2)	47

SUMMARY

Africa	3,723	35,564	32,054	9,635,366	1,337,918	2.29	7.84	72	139	1	55
Asia	2,622	14,595	11,710	3,603,139	4,625,924	2.32	5.41	8	1,284	2	10
Europe	1,431	5,346	1,543	365,975	746,622	3.99	7.97	5	2,040	(1)	(6)
North America	4,501	17,383	7,821	4,217,601	590,041	2.22	6.24	71	140	(1)	7
Oceania	850	2,233	4,037	615,673	43,151	6.69	9.48	143	70	7	42
South America	3,102	17,755	15,397	3,286,238	429,192	2.62	10.50	77	131	1	24

WORLD TOTALS 2020	16,229	92,876	72,562	21,723,992	7,772,848	3.01	7.25	28	358	1	28
-------------------	--------	--------	--------	------------	-----------	------	------	----	-----	---	----

WORLD TOTALS 2019	15,987	91,140	72,605	21,556,837	7,691,520	3.03	7.36	28	357	1	32
-------------------	--------	--------	--------	------------	-----------	------	------	----	-----	---	----

Note—Statistics for some countries or areas are not available. **Population per member is calculated as population divided by members plus one (to avoid dividing by zero). +No report since 1959.

GLOBAL MISSION

(GM) Table 3

10/40 Window

Matthew 24:14: "And this gospel of the kingdom will be preached in the whole world as a testimony to all nations, and then the end will come." NIV

The 10/40 Window describes a rectangular-shaped region of the world map in the eastern hemisphere between the 10 and 40 northern lines of latitude, which includes North Africa, the Middle East, and Asia, where more than 60% of the world's population live. This region is home to some of the largest people groups who do not have access to the Gospel message. The majority of the world's least evangelized countries and a great number of the poor are within the 10/40 Window. It contains three of the world's dominant religions: Islam, Hinduism, and Buddhism, plus the non-religious. Much of this region also has Biblical and historical significance.

Countries and Areas in the 10/40 Window

Afghanistan	China	Iraq	Malaysia	Palestine, State of	Timor-Leste
Albania	Djibouti	Israel	Maldives	Qatar	Tunisia
Algeria	Egypt	Japan	Mali	Saudi Arabia	Turkey
Azerbaijan	Eritrea	Jordan	Mauritania	Senegal	Turkmenistan
Bahrain	Ethiopia	Kazakhstan	Mongolia	Somalia	United Arab Emirates
Bangladesh	Gambia	Korea, Democ People's Rep of	Morocco	South Sudan	Uzbekistan
Benin	Guinea	Kuwait	Myanmar	Sri Lanka	Viet Nam
Bhutan	Guinea-Bissau	Kyrgyzstan	Nepal	Sudan	Western Sahara
Brunei Darussalam	Hong Kong SAR (China)	Lao People's Democratic Rep	Niger	Syrian Arab Republic	Yemen
Burkina Faso	India	Lebanon	Nigeria	Taiwan (China)	
Cambodia	Indonesia	Libya	Oman	Tajikistan	
Chad	Iran (Islamic Republic of)	Macao SAR (China)	Pakistan	Thailand	

General Church Statistics Inside and Outside the 10/40 Window 2020

	Number of Countries	Ordained Ministers	Churches	Companies	Church Membership	Population Estimate (Thousands) Mid-2020	Population Per Member Ratio
Inside the 10/40 Countries	69	2,205	11,350	11,883	2,633,545	5,183,502	1,968
Outside the 10/40 Countries	166	14,024	81,526	60,679	19,090,447	2,589,346	136

Number of Seventh-day Adventist Institutions as Listed in the SDA Yearbook in the 10/40 Window 2020

	Food Industries	Hospitals	Media Centers	Radio and TV Stations	Medical/Dental Clinics and Air Bases	Nursing Homes/Retirement Centers	Orphanages	Publishing Houses	Tertiary Schools	Secondary Schools
Inside the 10/40 Countries	4	33	4	6	47	5	3	11	22	118
Outside the 10/40 Countries	10	154	14	129	261	76	18	48	82	709

LANGUAGES AND DIALECTS IN WHICH SEVENTH-DAY ADVENTIST PUBLICATIONS ARE NOW IN PRINT

Table 30

Country or Area of the World	Language or Dialect	Country or Area of the World	Language or Dialect	Country or Area of the World	Language or Dialect
Albania	Albanian, Gheg	Djibouti	English; French	Jordan	Arabic, North Levantine Spoken
American Samoa	English; Samoan	Dominica (2018)	English	Kazakhstan	Kazakh; Russian
Andorra (2019)	Romanian; Spanish	Dominican Republic	French; Spanish	Kenya	Dholuo; Ekegusii; English; Gikuyu; Kalenjin; Kamba; Kenyan Sign Language; Kipsigis; Kuria; Luo; Maasai; Meru; Nandi; Oluluyia; Pokoot; Saamia; Somali; Swahili; Teso; Tugen; Turkana
Angola	Kwanyama; Portuguese; Umbundu	Ecuador	English; Quichua, Canar Highland; Quichua, Chimborazo Highland; Quichua, Loja Highland; Shuar; Spanish; Tsafiqui	Kiribati	English; Kiribati
Anguilla (2019)	English; Spanish	Egypt	Arabic, Egyptian Spoken; Arabic, Standard	Korea, Republic of	Korean
Antigua and Barbuda	English; Spanish	El Salvador	Spanish	Kuwait	Arabic, Standard; English
Argentina	Spanish	Equatorial Guinea	Annobones; Fang	Kyrgyzstan	Kyrgyz; Russian
Armenia	Armenian	Estonia	English; Estonian; Russian	Lao People's Democratic Republic	English; Lao
Aruba	Dutch; English; French; Papiamentu; Spanish	Eswatini	English; Swati	Latvia	Latvian; Russian
Australia	Cook Islands Maori; Croatian; English; Fijian; Italian; Korean; Mandarin; Polish; Portuguese; Russian; Samoan; Spanish; Swahili; Tongan	Ethiopia	Amharic; Anyuak; English; Gumuz; Nuer; Oromo, West Central	Lebanon	Arabic, North Levantine Spoken; Kurdish, Northern
Austria	English; Farsi; German, Standard; Romanian; Serbo-Croatian	Falkland Islands (Malvinas)	English; Spanish	Lesotho	English; Sotho, Southern (Sesotho)
Azerbaijan	Azerbaijani, North; Russian	Faroe Islands	Faroese	Liberia	English
Bahamas	English; French; Haitian; Spanish	Fiji	English; Fijian; Hindi, Fiji	Lithuania	Lithuanian
Bahrain	Arabic, Standard; English	Finland	English; Finnish; Swedish	Luxembourg	Arabic, Moroccan Spoken; Arabic, Tunisian Spoken; Bulgarian; English; French; Malagasy; Portuguese; Romanian
Bangladesh	Bengali; English	France	Arabic, Moroccan Spoken; Arabic, Tunisian Spoken; Bulgarian; English; French; Korean; Portuguese; Romanian; Russian; Serbo-Croatian; Spanish; Tagalog; Tamil; Twi	Macao Special Administrative Region (China)	Chinese, Mandarin
Barbados (2018)	English	French Guiana	English; French; Portuguese	Madagascar	English; French; Malagasy, Plateau
Belarus	Russian	French Polynesia	English; French; Marquesan, North; Marquesan, South; Tahitian	Malawi	Chichewa; English; Tumbuka
Belgium	English; French; Korean; Malagasy; Portuguese; Romanian; Russian; Serbo-Croatian; Spanish; Tagalog; Tamil; Twi	Gabon	French	Malaysia	Chinese, Mandarin; English; Iban; Malay; Tamil
Belize	English; Spanish	Gambia	English; French; Jola-Fonyi; Mandinka; Manjaco; Serer-Sine; Wolof	Mali	French
Benin	Aja; Baatonum; Dendi; Ditammari; English; Ewe; Fon; French; Fulfulde, Central-Eastern Niger; Fulfulde, Western Niger; Gun; Hausa; Igbo; Kabiye; Lobi; Mina; Pular; Waama; Yom (Pilapila); Yoruba; Zarma	Georgia	Georgian; Russian	Malta	English
Bermuda	English	Germany	English; Farsi; French; German, Standard; Romanian; Russian; Spanish	Marshall Islands	English
Bhutan	Dzongkha; English	Ghana	Akan; Akan: Bono; Dagara, Northern; Dagbani; English; Farefare (Gurune); Gonja; Kasem; Kissi, Northern; Konkomba; Kusaal; Ntcham (Basari); Twi; Wali: 'Bulengee	Martinique	English; French; Spanish
Bolivia, Plurinational State of	Aymara; Quechua; Quechua, South Bolivian; Spanish	Greece	Albanian, Gheg; Bulgarian; English; Greek; Romanian; Russian; Tagalog	Martinique	English; French
Bonaire, Sint Eustatius, and Saba	Dutch; English; French; Haitian; Papiamentu; Spanish	Grenada (2019)	English	Martinique	English; French
Bosnia and Herzegovina	Bosnian; Croatian; Serbian	Guadeloupe	English; French; Spanish	Martinique	English; French
Botswana	English; Tsoa (Sesarwa); Tswana	Guam	Chamorro; English; Korean; Tagalog	Martinique	English; French
Brazil	English; French; Portuguese; Spanish	Guatemala	English; Spanish; Poqomchi'; Q'eqchi (Kekchi')	Martinique	English; French
British Virgin Islands (2019)	English; Spanish	Guinea	French; Kpelle, Guinea; Lele; Maninkakan, Kita; Pulaar; Susu	Martinique	English; French
Bulgaria	Bulgarian; Turkish	Guinea-Bissau	Portuguese; Crioulo, Upper Guinea	Martinique	English; Spanish
Burkina Faso	French	Guyana	English	Martinique	English; Spanish
Burundi	French; Rundi	Haiti	French; Haitian	Martinique	English; Spanish
Cabo Verde	Portuguese	Honduras	English; Spanish	Martinique	English; Spanish
Cambodia	Khmer, Central	Hong Kong Special Administrative Region (China)	Chinese, Mandarin	Martinique	English; Spanish
Cameroon	Bulu; English; French; Fulfulde, Western Niger; Gbaya, Southwest; Kako	Hungary	Hungarian	Martinique	English; Spanish
Canada	Chinese, Mandarin; Chinese, Yue; English; French; Haitian; Korean; Panjabi, Eastern; Portuguese; Romanian; Russian; Rwanda; Serbian; Spanish; Ukrainian; Tagalog	Iceland	Icelandic	Martinique	English; Spanish
Cayman Islands	English; Spanish	India	Assamese; Bengali; English; Garo; Gujarati; Hindi; Kannada; Khasi; Kok Borok; Mithili; Malayalam; Manipuri; Mao; Marathi; Mizo; Naga, Ao; Oriya; Panjabi, Eastern; Rongmei; Tamil; Tangkhul; Telugu	Martinique	English; Spanish
Central African Republic	French; Sango	Indonesia	Indonesian	Martinique	English; Spanish
Chad	Arabic, Chadian Spoken; French	Iran (Islamic Republic of)	Farsi, Eastern	Martinique	English; Spanish
Chile	French; Spanish; Haitian Creole	Iraq	Arabic, North Mesopotamian Spoken; Kurdish, Central; Kurdish, Northern	Martinique	English; Spanish
China	Chinese, Mandarin	Ireland	English; Romanian; Portuguese	Martinique	English; Spanish
Colombia	English; Spanish	Isle of Man	English	Martinique	English; Spanish
Congo	French	Israel	Amharic; Arabic, Standard; English; Hebrew; Romanian; Russian; Spanish	Martinique	English; Spanish
Congo, Democratic Republic of the	French; Koongo (Kikongo); Lingala; Luba-Kasai; Nandi; Rwanda; Swahili	Italy	Arabic, Standard; English; Italian; Romanian; Spanish	Martinique	English; Spanish
Cook Islands	Cook Islands Maori; English	Jamaica	English	Martinique	English; Spanish
Costa Rica	English; Spanish	Japan	Japanese	Martinique	English; Spanish
Cote d'Ivoire	French	Jersey	English	Martinique	English; Spanish
Croatia	Croatian			Martinique	English; Spanish
Cuba	Cubeo; Jamaican Creole English; Spanish			Martinique	English; Spanish
Curacao	Dutch; English; French; Papiamentu; Spanish			Martinique	English; Spanish
Cyprus	Bulgarian; English; Filipino; Greek; Romanian; Russian; Tagalog; Turkish			Martinique	English; Spanish
Czechia	Czech			Martinique	English; Spanish
Denmark	Danish			Martinique	English; Spanish

Country or Area of the World	Language or Dialect	Country or Area of the World	Language or Dialect	Country or Area of the World	Language or Dialect
Norway	Norwegian	Sierra Leone (2018)	Bassa; Kissi, Northern; Kpelle, Liberia; Maninkakan, Western; Mende;	Uganda	Acholi; Adhola; Alur; Aringa; Chiga; Ekegusii; English; French; Ganda;
Oman	Arabic, Standard; English	Singapore	Chinese, Mandarin; English		Gwere; Karamojong; Kenyi; Konzo;
Pakistan	English; Panjabi, Western	Sint Maarten (2018)	English; Haitian; Spanish		Kumam; Lango; Lendu; Lugbara; Luo;
Palau	English	Slovakia	Slovak		Maasai; Madi; Masaaba; Nyankore;
Panama	English; Spanish	Slovenia	Slovene		Nyoro; Oluluyia; Pokoot; Rwanda;
Papua New Guinea	English; Pijin; Tok Pisin (New Guinea Pidgin English, Pisin)	Solomon Islands	English; Pijin		Saamia; Sabiny; Soga; Swahili; Teso; Tooro
Paraguay	Spanish	South Africa	Afrikaans; English; Portuguese; Sotho, Northern; Sotho, Southern; Tswana; Venda; Xhosa; Zulu	Ukraine	Russian; Ukrainian
Peru	Aymara, Southern; English; Quechua; Quechua, Cusco; Quechua, Puno; Spanish	South Sudan	Arabic, Sudanese Spoken; English; Nuer	United Arab Emirates	Arabic, Standard; English
Philippines	Bicolano, Albay; Bicolano, Central; Bicolano, Iriga; Cebuano; English; Filipino; Hiligaynon; Ibanag; Ilocano; Jumlil: Asi; Pangasinan; Romblomanon; Tagalog; Waray-Waray	Spain	Romanian; Spanish	United Kingdom of Great Britain and Northern Ireland	English
Pitcairn	English	Sri Lanka	English; Sinhala; Tamil	United States of America	Afrikaans; Akan; Twi; Albanian; Burmese; Chinese, Mandarin; Chinese, Yue; English; Filipino; French; Haitian; Hebrew; Hindi; Hungarian; Igbo; Indonesian; Japanese; Karen, S'gaw; Kinyarwanda; Korean; Mizo; Navajo; Nepali; Panjabi, Eastern; Portuguese; Q'eqchi' (Kekchi'); Romanian; Russian; Rwanda; Samoan; Spanish; Swahili; Twi; Ukrainian; Urdu; Vietnamese
Poland	Polish; Ukrainian	Sudan	Arabic, Standard; Arabic, Sudanese Spoken		English; French; Spanish
Portugal	Portuguese	Suriname	Dutch; English; Sranan Tongo	United States Virgin Islands	Spanish
Puerto Rico	English; Spanish	Sweden	English; Spanish; Swedish	Uruguay	Russian; Uzbek, Northern; Uzbek, Southern
Qatar	Arabic, Standard; English	Switzerland	Albanian; Arabic, Standard; Bosnian; Chinese, Mandarin; Croatian; Czech; English; Farsi; French; German, Standard; German, Swiss; Hungarian; Italian; Korean; Kurdish; Polish; Portuguese; Romanian; Russian; Serbian; Serbio-Croatian; Sorani; Spanish; Tigrinya; Turkish; Ukrainian	Uzbekistan	Bislama; English
Reunion	French; Reunion Creole French	Taiwan (China)	Chinese, Mandarin; Chinese, Nan; Taiwanese	Vanuatu	Spanish
Romania	Hungarian; Romanian; Ukrainian	Tajikistan	Russian; Tajiki	Venezuela (Bolivarian Republic of)	English; Hmong; Stieng, Budeh; Vietnamese
Russian Federation	Avar; Azerbaijani, North; Crimean Tatar; Kabardian; Russian; Yakut	Tanzania, United Republic of	Bena; English; Haya; Hehe; Jita; Kiha; Kipare; Kuria; Maasai; Nyakyusa-Ngonde; Pare; Sukuma; Swahili	Viet Nam	French
Rwanda	English; French; Rwanda; Swahili	Thailand	English; Thai	Wallis and Futuna Islands	Bemba; Chichewa; English; Kaonde; Lala-Bisa; Lamba; Lozi; Lunda; Luvale; Mambwe-Lungu; Nsenga; Nyanja; Tonga (TOH); Tonga (TOI); Tumbuka
Saint Helena	English	Timor-Leste	Tetun	Zambia	English; Kalanga; Lozi; Ndebele; Nyanja; Shona; Tonga; Venda
Saint Kitts and Nevis	English; Spanish	Togo	Ewe; French		
Saint Lucia	English	Tonga	English; Tongan		
Saint Martin (2019)	English; French; Spanish	Trinidad and Tobago	English; Spanish		
Saint Vincent and the Grenadines	English	Turkey	Farsi, Eastern; Turkish		
Samoa	English; Samoan	Turkmenistan	Russian		
Sao Tome and Principe	Portuguese	Turks and Caicos Islands	English; French; Spanish		
Saudi Arabia	Arabic, Standard; English	Tuvalu	English; Tuvaluan		
Senegal	English; French				
Serbia	Albanian, Gheg; Bosnian; Hungarian; Macedonian; Serbian; Slovak; Romanian				
Seychelles	English; Sesiwa Creole French				

Symbols Used in the Languages Column in this Table: () = *Synonym.*
 : = *Dialect.*
 , = *Used to qualify a main language with a differentiating adjective.*

Summary of All Languages and Dialects in Which Seventh-day Adventist Work is Being Conducted

Languages and Dialects Used in Publications	342
Languages and Dialects Heard in Broadcasts	313
Languages and Dialects Used in Oral Work	496
Living Languages in the World	7,111

Chapter 8 - The Long View

SUMMARY OF SEVENTH-DAY ADVENTIST WORLD STATISTICS

Table 31

Year	Union Conferences and Missions	Local Conferences and Missions	Ministerial Credential	Committed Minister Credential	Comm. Ministry of Teaching Credential	Missionary Credential	Ministerial License	Committed Minister License	Comm. Ministry of Teaching License	Missionary License	Bible Instructors	Literature Evangelist Credential and License	Total General Employees	Churches	Church Membership at End of Year	Title	World Mission Including S.S. and Other C.C., and Ingathering Funds	Intradivision and Local Church Funds	Total Title and Offerings Per Capita
																US\$	US\$	US\$	US\$
1863	...	6	22	8	30	125	3,500	8,000	2.29
1870	...	11	37	35	72	179	5,440	21,822	3,553	...	4.66
Total, 1863-1870	127,803	5,354
1880	...	32	144	116	260	640	15,570	61,857	5,944	...	4.35
Total, 1871-1880	395,711	42,762
1890	...	42	227	184	411	1,016	29,711	225,434	61,431	...	9.66
Total, 1881-1890	1,436,016	350,327
1900	2	87	510	337	571	1,500	1,892	75,767	510,259	151,710	...	8.74
Total, 1891-1900	3,680,164	1,090,639
1910	23	193	828	458	1,234	...	1,697	3,407	2,769	104,526	1,338,690	458,944
Total, 1901-1910	9,177,599	2,479,084
1920	46	301	1,287	1,068	1,898	...	2,332	5,896	4,541	185,450	7,195,463	3,251,550
Total, 1911-1920	29,954,225	13,116,820
1930	71	430	2,062	1,204	2,664	...	2,936	10,599	6,741	314,253	6,230,362	4,020,398	...	38.54
Total, 1921-1930	56,134,097	35,011,005
1940	69	330	2,691	1,553	4,130	...	3,062	14,270	8,924	504,752	8,071,654	3,827,536	...	28.18
Total, 1931-1940	62,378,514	33,741,995
1950	80	370	4,056	2,410	7,100	589	3,793	20,274	10,237	756,812	27,728,250	9,998,658	...	73.60
Total, 1941-1950	200,597,522	78,976,581
1960	74	356	6,515	3,204	8,781	591	3,320	23,479	12,975	1,245,125	59,132,241	16,729,067	...	83.66
Total, 1951-1960	434,697,327	134,613,379
1970	75	379	7,381	3,646	15,845	764	3,973	26,092	16,505	2,051,864	124,046,447	27,222,200	...	112.69
Total, 1961-1970	886,947,488	220,650,594
1980	80	377	9,423	4,644	18,955	565	7,073	34,814	21,555	3,480,518	398,880,407	72,119,040	...	202.19
Total, 1971-1980	2,520,612,522	477,292,728
1990	87	451	11,715	4,946	17,446	555	7,730	41,876	31,654	6,694,880	659,924,400	78,048,177	...	180.07
Total, 1981-1990	5,069,051,968	689,725,004
2000	92	489	13,971	6,075	15,225	2,750	7,085	54,843	48,933	11,687,239	1,093,239,507	82,324,122	...	164.54
Total, 1991-2000	8,892,010,360	840,446,973
2010	119	585	17,272	6,765	17,973	894	6,994	75,053	70,188	16,923,239	2,037,616,294	199,394,827	...	181.09
Total, 2001-2010	15,730,679,197	954,828,267
2015	135	655	19,301	7,981	18,226	1,438	5,210	95,483	81,552	19,126,438	2,288,938,954	104,260,374	...	177.79
Total, 2011-2015	11,723,658,243	614,066,204
2018	137	698	20,434	8,296	20,178	1,037	4,890	106,632	88,718	21,414,779	2,532,217,794	118,033,607	...	175.76
2019	137	716	20,802	8,538	19,665	1,399	5,137	113,712	91,140	21,556,837	2,478,608,914	110,320,270	...	169.46
2020	138	731	20,924	8,596	19,018	1,638	5,261	108,584	92,876	21,723,992	2,389,079,503	89,083,278	...	154.31
Grand Totals	57,766,910,173	4,631,250,702

Note 1—Per Capita after 1921 decreased because of inflated European currency values transposed to gold basis. Note 2—As of 2008, 'Unions of Churches' are being counted as unions, no longer as local conferences.
 Note 3—Total General Employees column does not include credentialed and licensed literature evangelists. Note 4—As of 2014, credentialed employee counts include both full-time and some part-time credentialed employees.

A GENERAL SURVEY OF STATISTICAL AND FINANCIAL SUMMARIES OVER A PERIOD OF YEARS

Table 32

	1940	1950	1960	1970	1980	1990	2000	2010	2015	2018	2019	2020
Churches	8,924	10,237	12,975	16,505	21,555	31,654	48,933	70,188	81,552	88,718	91,140	92,876
Companies	53,225	65,157	69,909	72,843	72,605	72,562
Church Membership at End of Year	504,752	756,812	1,245,125	2,051,864	3,480,518	6,694,880	11,687,239	16,923,239	19,126,438	21,414,779	21,556,837	21,723,992
Accessions: Baptisms and Professions of Faith	40,069	71,796	93,915	157,766	274,767	586,912	1,043,843	1,050,785	1,260,880	1,383,427	1,321,047	803,430
Net Membership Increase Over Previous Year	18,082	40,174	51,055	98,786	172,327	477,877	748,057	615,359	647,456	687,432	142,058	167,155
General Employees	14,270	20,274	23,479	26,092	34,814	41,876	54,843	75,053	95,483	106,632	113,712	108,584
Institutional Employees	11,438	14,860	22,091	35,892	51,025	75,294	108,912	138,713	191,638	214,778	209,360	213,536
Total Active Employees*	25,708	35,134	45,570	61,984	85,839	117,170	163,755	213,766	287,121	321,410	323,072	322,120
Tithe, US\$	8,071,654	27,728,250	59,132,241	124,046,447	398,880,407	659,924,400	1,093,239,507	2,037,618,294	2,288,938,954	2,532,217,794	2,478,608,914	2,389,079,503
World Mission Fund, Including Sabbath School, US\$	3,827,536	9,998,658	16,729,067	27,222,200	41,347,973	46,952,476	50,676,432	77,103,385	85,820,894	97,483,223	88,589,301	66,544,458
Sabbath School Mission Offerings, US\$	1,765,277	4,828,091	8,162,705	14,420,872	34,564,983	40,388,328	44,986,478	61,362,489	76,016,330	77,982,664	69,718,544	54,304,774
Other General Conference Funds, US\$	1,326,120	4,125,463	7,274,440	10,598,152	16,356,170	15,616,983	22,024,981	31,224,264	9,888,986	11,150,116	12,530,328	16,932,124
Ingathering Funds, US\$	265,164	1,826,479	4,212,698	8,727,373	22,636,910	32,091,500	68,681,659	64,119,737	76,522,518	83,660,965	80,580,090	65,683,757
Ingathering Funds, ** US\$	9,622,709	11,067,178	8,550,494	9,400,268	9,220,641	5,606,696
Local Church Funds, US\$	2,061,975	6,354,670	19,828,349	51,185,638	148,807,859	241,651,295	418,356,904	679,812,752	760,377,165	835,625,816	895,267,794	729,824,572
Total Tithe and Offerings, US\$	14,226,329	45,908,057	99,902,355	211,181,658	642,444,216	1,011,715,372	1,662,602,192	2,900,945,610	3,230,099,011	3,569,538,182	3,564,777,068	3,273,571,110
Primary Schools	2,752	4,277	4,463	4,045	4,127	4,267	4,809	5,813	5,705	6,106	6,611	6,623
Tertiary Inst, Worker Training Inst, and Secondary Schools	251	283	370	512	882	995	1,255	1,993	2,493	2,691	2,787	2,796
Total Schools	3,003	4,560	4,833	4,557	5,009	5,262	6,064	7,806	8,198	8,797	9,398	9,419
Enrollment—Primary Schools	107,576	187,922	235,887	286,600	494,488	540,647	732,698	1,034,052	1,188,910	1,130,026	1,240,862	1,268,405
Enrollment—Tertiary Inst, Worker Training Inst, and Sec Schools	19,185	35,884	59,554	85,492	144,809	196,015	332,394	634,702	734,072	751,545	804,033	755,439
Total Enrollment	126,761	223,806	295,441	372,092	639,297	736,662	1,065,092	1,668,754	1,922,982	1,881,571	2,044,895	2,023,844
Food Industries	29	32	26	27	20	28	26	20	19	22	23	22
Sales, US\$	161,596,678	301,718,937	414,134,361	903,128,754	616,095,098	706,845,120	682,130,141	749,307,105
Hospitals and Sanitariums	90	106	108	139	153	154	174	173	180	211	227	229
Clinics and Dispensaries, Dental and Medical	68	57	102	152	266	322	393	216	441	440	673	1,603
Nursing Homes and Retirement Ctrs, Orphanages and Children's Homes	30	49	80	71	158	168	142	132	148	144
Airplanes and Medical Launches	9	20	28	14	8	10	2+	2+	4	4
Publishing Houses and Branches	83	43	42	48	50	58	56	63	61	60	60	57
Sales, US\$	4,324,907	12,602,590	23,543,133	46,892,360	134,693,433	106,422,910	102,041,495	194,638,728	174,082,139	161,244,243	144,822,658	128,235,983
Literature Evangelists, Credentialed and Licensed	3,062	3,793	3,320	3,973	7,073	7,730	7,085	6,994	5,210	4,890	5,137	5,261
Languages Used in Publications	202	197	228	266	182	190	327	377	375	368	311	342
Sabbath Schools	14,817	16,694	22,617	30,601	41,906	76,323	120,865	140,694
Sabbath School Attendance	618,507	952,229	1,682,983	2,607,713	4,144,386	8,011,268	14,513,424	19,368,905	6,253,993+	8,194,315+	8,406,310+	5,634,242+
Youth Societies (AY)	6,622	10,892	14,064	19,107	25,100	39,547	52,691	72,228	72,125	100,878	71,128	99,169
Youth Membership (AY)	148,698	268,354	449,996	630,827	1,044,947	1,916,652	2,782,940	3,139,508	2,446,228	3,440,341	3,219,631	3,316,668

*Starting with 2011, total active employees includes part time and casual employees.
 **Starting with 1999, "Ingathering Funds" were no longer included with "Other General Conference Funds."
 Note—Beginning with 1987, publishing houses and branches were asked to report wholesale rather than retail sales.
 Note—Beginning with 2011, the number of Sabbath Schools are no longer collected. In 2012, the Sabbath School Membership was changed to Sabbath School Attendance.
 +Incomplete reporting.

TOTAL TITHE AND OFFERINGS FROM DATE OF ORGANIZATION TO THE PRESENT TIME

Table 33

1	Tithe and Offerings										Supplemental Data		
	7	8	9	10	11	12a	12b	13	14a	14b	17	Ingathering Funds	
Year	Tithe	Tithe Per Capita	World Mission Fund, Including Sabbath School	World Mission Fund Per Capita	Other General Conference Funds (incl. Ingathering from 1977-1998)	Intradivision Funds	Ingathering Funds (from 1999 to the present)	Local Church Funds	Total Tithe and Offerings	Total Tithe and Offerings Per Capita	Sabbath School Mission Offerings (included in column 9)	US\$	US\$
1863	8,000	2.29	8,000	2.29
1864	10,000	2.63	10,000
1865	12,000	3.00	12,000
Total, 1863-1865	30,000	30,000
1870	21,822	4.01	3,553	25,375	4.66
Total, 1866-1870	97,803	...	5,354	103,157
1875	32,619	4.06	537	33,156
Total, 1871-1875	143,328	...	4,362	147,690
1880	61,857	3.98	5,944	67,801	4.35	2,784
Total, 1876-1880	252,383	...	38,400	290,783	...	4,393
1885	122,642	5.97	28,549	151,191	...	6,899
Total, 1881-1885	483,051	...	78,648	561,699	...	20,874
1890	225,434	7.59	61,431	286,865	9.66	28,643
Total, 1886-1890	952,965	...	271,679	1,224,644	...	96,730
1895	309,143	6.45	98,151	407,294	...	44,629
Total, 1891-1895	1,541,698	...	511,059	2,062,757	...	189,247
1900	510,259	6.73	151,710	661,989	8.74	46,794
Total, 1896-1900	2,138,466	...	579,580	2,718,046	...	208,734
1905	858,015	9.83	188,054	107,686	...	27,163	1,180,918	...	68,614
Total, 1901-1905	3,456,241	...	855,477	107,686	...	27,163	4,446,567	...	280,556
1910	1,338,690	12.81	458,944	189,108	...	237,026	2,223,768	21.27	138,038
Total, 1906-1910	5,721,358	...	1,623,607	786,440	...	946,650	9,078,055	...	523,517	...	96,964*
1915	1,968,168	14.38	872,667	133,531	...	432,932	3,407,298	...	412,759	...	78,333
Total, 1911-1915	8,689,809	...	3,383,688	718,172	...	1,638,128	14,429,797	...	1,442,305	...	281,307
1920	7,195,463	38.80	3,251,550	310,565	...	1,096,826	11,854,404	63.92	1,441,962	...	686,700
Total, 1916-1920	21,264,416	...	9,733,132	1,720,150	...	3,679,651	36,397,349	...	4,124,636	...	1,519,869
1925	5,909,497	23.54	3,520,348	202,645	...	1,462,857	11,095,347	44.21	1,674,446	...	970,596
Total, 1921-1925	24,658,458	...	15,416,902	1,104,989	...	6,282,258	47,462,607	...	7,121,540	...	4,162,690
1930	6,230,362	19.83	4,020,398	181,876	...	1,679,973	12,112,609	38.54	1,870,343	...	1,290,854
Total, 1926-1930	31,475,639	...	19,594,103	1,113,061	...	8,419,684	60,602,487	...	9,343,512	...	5,922,702
1935	5,743,282	13.58	3,150,404	170,047	...	1,429,401	10,493,134	...	1,447,962	...	1,056,565
Total, 1931-1935	25,931,588	...	15,578,354	774,145	...	7,036,113	49,320,200	...	7,374,613	...	4,851,915
1940	8,071,654	15.99	3,827,536	265,164	...	2,061,975	14,226,329	28.18	1,765,277	...	1,326,120
Total, 1936-1940	36,446,926	...	18,163,641	1,145,961	...	9,199,671	64,956,199	...	8,405,273	...	6,292,673
1945	19,424,953	33.70	7,837,868	13.60	...	725,028	...	3,553,086	31,540,935	54.72	3,796,810	...	3,162,634
Total, 1941-1945	74,190,320	...	30,972,563	2,636,505	...	14,420,767	122,220,155	...	14,607,019	...	10,895,661

*1908-1910.

TOTAL TITHE AND OFFERINGS FROM DATE OF ORGANIZATION TO THE PRESENT TIME (CONT'D)

1 Year	Tithe and Offerings										Supplemental Data			
	7	8	9	10	11	12a	12b	13	14a	14b	17	Ingaathering Funds		
	US\$	US\$	US\$	US\$	US\$	US\$	US\$	US\$	US\$	US\$	US\$	US\$	US\$	US\$
1950	27,728,250	44.45	9,998,658	16.03	1,826,479	6,597,925	6,354,670	207,388,421	45,908,057	73.60	4,828,091	4,125,463	19,096,848	
Total, 1946-1950	126,407,202	...	48,004,018	...	6,597,925	...	26,379,276	207,388,421	45,908,057	...	22,751,621	6,217,478	5,771,597	
1955	41,195,925	43.82	12,975,325	13.80	2,641,712	12,088,106	11,106,405	67,919,367	299,278,507	72.24	28,407,104	25,603,058	7,274,440	
Total, 1951-1955	181,133,924	...	59,307,625	...	12,088,106	...	46,748,852	299,278,507	299,278,507	...	28,407,104	8,162,705	33,478,863	
1960	59,132,241	49.52	16,729,067	14.01	4,212,698	16,977,369	19,828,349	99,902,355	426,611,272	83.66	8,162,705	7,274,440	8,665,988	
Total, 1956-1960	253,563,403	...	75,305,754	...	16,977,369	...	80,764,746	99,902,355	426,611,272	...	35,866,877	10,868,620	40,181,367	
1965	81,596,988	54.11	21,181,206	14.05	6,953,267	27,328,587	32,969,155	142,700,596	604,135,832	94.75	10,868,620	10,598,152	48,952,992	
Total, 1961-1965	351,227,300	...	95,102,996	...	27,328,587	...	130,476,949	142,700,596	604,135,832	...	47,438,636	13,059,491	62,433,641	
1970	124,046,447	66.19	27,222,200	14.53	8,727,373	38,545,706	211,181,658	911,593,827	66,036,725	...	66,036,725	10,598,152	48,952,992	
Total, 1966-1970	535,720,188	...	125,541,598	...	38,545,706	...	211,181,658	911,593,827	66,036,725	...	66,036,725	10,598,152	48,952,992	
1975	231,307,464	98.52	48,803,615	20.79	17,222,570	69,152,929	89,407,082	386,740,731	1,532,829,193	164.74	23,684,018	13,059,491	62,433,641	
Total, 1971-1975	917,741,080	...	185,323,270	...	69,152,929	...	360,611,914	1,532,829,193	1,532,829,193	...	98,914,123	62,433,641	16,356,170	
1980	398,880,407	125.54	41,347,973	13.01	30,771,067	22,636,910	148,807,859	642,444,216	2,627,011,457	202.19	34,564,983	73,731,240	12,845,271	
Total, 1976-1980	1,602,871,442	...	189,589,043	...	102,380,415	89,178,463	184,004,650	731,464,528	3,493,204,420	...	144,909,957	71,837,574	15,616,983	
1985	456,783,830	109.38	41,333,440	9.90	27,263,228	22,079,380	870,460,486	3,493,204,420	1,011,715,372	180.07	40,388,328	73,094,786	12,845,271	
Total, 1981-1985	2,182,827,146	...	197,659,316	...	130,556,165	111,701,307	870,460,486	3,493,204,420	1,011,715,372	...	162,987,275	71,837,574	15,616,983	
1990	659,924,400	117.46	46,952,476	8.36	31,095,701	32,091,500	241,651,295	4,494,836,908	1,321,864,914	...	184,177,273	73,094,786	12,845,271	
Total, 1986-1990	2,866,224,822	...	223,650,837	...	137,858,686	140,952,645	1,106,149,918	4,494,836,908	1,321,864,914	...	48,101,658	12,910,633	15,616,983	
1995	886,303,088	115.42	53,640,714	6.99	39,023,151	35,038,950	307,659,011	5,813,079,209	1,662,602,192	172.14	221,199,123	71,550,849	12,845,271	
Total, 1991-1995	3,876,804,437	...	245,775,192	...	172,133,002	177,350,268	1,341,016,310	5,813,079,209	1,662,602,192	...	221,199,123	71,550,849	12,845,271	
2000	1,083,239,507	108.19	50,676,432	5.02	22,024,981	68,681,659	418,356,904	1,889,838,202	7,684,870,075	164.54	44,986,478	9,622,709	12,845,271	
Total, 1996-2000	5,015,205,923	...	253,907,289	...	148,621,200	357,289,171	1,889,838,202	7,684,870,075	1,889,838,202	...	226,919,059	54,858,280	12,845,271	
2005	1,492,720,001	109.47	54,300,287	3.98	28,752,363	59,979,884	593,868,016	2,238,446,489	9,599,461,712	164.15	49,432,141	8,825,938	12,845,271	
Total, 2001-2005	6,342,517,083	...	252,301,435	...	126,753,834	394,009,471	2,436,979,901	9,599,461,712	9,599,461,712	...	228,317,196	46,899,988	12,845,271	
2010	2,037,618,294	127.20	77,103,385	4.81	31,224,264	64,119,737	679,812,752	2,900,945,610	13,289,688,781	181.09	61,362,489	11,067,178	12,845,271	
Total, 2006-2010	9,388,162,114	...	341,538,727	...	135,748,872	302,155,394	3,070,498,263	13,289,688,781	13,289,688,781	...	296,137,455	51,585,411	12,845,271	
2015	2,288,938,954	125.98	85,820,894	4.72	9,888,986	76,522,518	760,377,165	3,230,099,011	16,531,749,868	177.79	76,016,330	8,550,494	12,845,271	
Total, 2011-2015	11,723,658,243	...	441,731,199	...	127,654,900	376,604,141	3,817,421,280	16,531,749,868	16,531,749,868	...	364,280,902	44,680,105	12,845,271	
2016	2,292,110,326	122.27	83,122,829	4.43	10,990,423	77,811,650	757,712,646	3,229,552,450	75,667,682	172.27	75,667,682	7,804,576	12,845,271	
2017	2,453,354,880	125.45	92,651,731	4.74	13,949,184	93,427,197	880,518,426	3,542,758,506	181.16	79,852,865	8,857,088	7,804,576	12,845,271	
2018	2,532,217,794	124.69	97,485,223	4.80	11,150,116	83,660,965	835,625,816	3,569,538,182	175.76	77,982,664	9,400,268	7,804,576	12,845,271	
2019	2,478,608,914	117.83	88,569,301	4.21	12,530,328	80,580,090	895,267,794	3,564,777,068	169.46	69,718,544	9,220,641	7,804,576	12,845,271	
2020	2,389,079,503	112.61	66,544,458	3.14	16,932,124	65,583,757	729,824,572	3,273,571,110	154.31	54,304,774	5,606,696	7,804,576	12,845,271	
Grand Totals	57,766,910,173	...	3,279,926,390	...	1,147,259,249	2,531,102,250	20,182,715,865	85,111,978,990	204,065,063	...	2,539,612,804	792,698,251	12,845,271	

Note—Slight differences in totals may occur between this table and past historical documents due to the rounding of the dollar on each statistic.

STATISTICAL REPORT FOR 2020

**SESSIONS OF THE GENERAL CONFERENCE
OF SEVENTH-DAY ADVENTISTS** Table 34

Session	Delegates	Dates of Session	Location
1	20	May 20 to May 23, 1863	Battle Creek, Michigan
2	20	May 18 to May 21, 1864	Battle Creek, Michigan
3	21	May 17, 1865	Battle Creek, Michigan
4	19	May 16 and May 17, 1866	Battle Creek, Michigan
5	18	May 14 to May 19, 1867	Battle Creek, Michigan
6	15	May 12 to May 18, 1868	Battle Creek, Michigan
7	16	May 18 to May 24, 1869	Battle Creek, Michigan
8	22	March 15 to March 20, 1870	Battle Creek, Michigan
9	17	February 7 to February 12, 1871	Battle Creek, Michigan
10	14	December 29, 1871 to January 3, 1872	Battle Creek, Michigan
11	18	March 11 to March 14, 1873	Battle Creek, Michigan
12	21	November 14 to November 16, 1873	Battle Creek, Michigan
13	19	August 10 to August 15, 1874	Battle Creek, Michigan
14	18	August 15 to August 18, 1875	Battle Creek, Michigan
1st Special	15	March 31 to April 4, 1876	Battle Creek, Michigan
15	16	September 19 to September 24, 1876	Lansing, Michigan
2nd Special	16	November 12 and November 13, 1876	Battle Creek, Michigan
16	20	September 20 to September 28, 1877	Lansing, Michigan
3rd Special	22	March 1 to March 4, 1878	Battle Creek, Michigan
17	39	October 4 to October 16, 1878	Battle Creek, Michigan
4th Special	29	April 17 to April 23, 1879	Battle Creek, Michigan
18	39	November 7 to December 1, 1879	Battle Creek, Michigan
5th Special	28	March 11 to March 15, 1880	Battle Creek, Michigan
19	38	October 6 to October 12, 1880	Battle Creek, Michigan
20	41	December 1 to December 19, 1881	Battle Creek, Michigan
21	47	December 7 to December 19, 1882	Rome, New York
22	65	November 8 to November 20, 1883	Battle Creek, Michigan
23	67	October 30 to November 20, 1884	Battle Creek, Michigan
24	70	November 18 to December 6, 1885	Battle Creek, Michigan
25	71	November 18 to December 6, 1886	Battle Creek, Michigan
26	70	November 13 to December 12, 1887	Oakland, California
27	91	October 17 to November 8, 1888	Minneapolis, Minnesota
28	109	October 18 to November 5, 1889	Battle Creek, Michigan
29	125	March 5 to March 25, 1891	Battle Creek, Michigan
30	130	February 17 to March 6, 1893	Battle Creek, Michigan
31	150	February 15 to March 4, 1895	Battle Creek, Michigan
32	140	February 19 to March 8, 1897	College View, Nebraska
33	149	February 15 to March 7, 1899	South Lancaster, Mass.
34	268	April 2 to April 23, 1901	Battle Creek, Michigan
35	139	March 27 to April 13, 1903	Oakland, California
36	197	May 11 to May 30, 1905	Washington, D.C.
37	328	May 13 to June 6, 1909	Washington, D.C.
38	372	May 15 to June 8, 1913	Washington, D.C.
39	443	March 29 to April 14, 1918	San Francisco, California
40	581	May 11 to May 28, 1922	San Francisco, California
41	577	May 27 to June 14, 1926	Milwaukee, Wisconsin
42	577	May 28 to June 12, 1930	San Francisco, California
43	671	May 26 to June 8, 1936	San Francisco, California
44	619	May 26 to June 7, 1941	San Francisco, California
45	828	June 5 to June 15, 1946	Washington, D.C.
46	943	July 10 to July 22, 1950	San Francisco, California
47	1,109	May 24 to June 5, 1954	San Francisco, California
48	1,160	June 19 to June 28, 1958	Cleveland, Ohio
49	1,314	July 26 to August 4, 1962	San Francisco, California
50	1,495	June 16 to June 25, 1966	Detroit, Michigan
51	1,782	June 11 to June 20, 1970	Atlantic City, New Jersey
52	1,756	July 10 to July 19, 1975	Vienna, Austria
53	1,925	April 16 to April 26, 1980	Dallas, Texas
54	2,044	June 27 to July 6, 1985	New Orleans, Louisiana
55	2,239	July 5 to July 14, 1990	Indianapolis, Indiana
56	2,321	June 29 to July 8, 1995	Utrecht, Netherlands
57	1,844	June 29 to July 8, 2000	Toronto, Canada
58	1,903	June 29 to July 9, 2005	Saint Louis, Missouri
59	2,244	June 23 to July 3, 2010	Atlanta, Georgia
60	2,536	July 2 to July 11, 2015	San Antonio, Texas

**OFFICERS OF THE GENERAL CONFERENCE
OF SEVENTH-DAY ADVENTISTS** Table 35

	Name	Term of Service
Presidents		
1	John Byington	May 20, 1863 to May 17, 1865
2	James White	May 17, 1865 to May 14, 1867
3	J. N. Andrews	May 14, 1867 to May 18, 1869

**OFFICERS OF THE GENERAL CONFERENCE
OF SEVENTH-DAY ADVENTISTS** Table 35

	Name	Term of Service
4	James White	May 18, 1869 to December 29, 1871
5	George I. Butler	December 29, 1871 to August 10, 1874
6	James White	August 10, 1874 to October 6, 1880
7	George I. Butler	October 6, 1880 to October 17, 1888
8	O. A. Olsen	October 17, 1888 to February 19, 1897
9	G. A. Irwin	February 19, 1897 to April 2, 1901
10	A. G. Daniells	April 2, 1901 to May 11, 1922
11	W. A. Spicer	May 11, 1922 to May 28, 1930
12	C. H. Watson	May 28, 1930 to May 26, 1936
13	J. L. McElhany	May 26, 1936 to July 10, 1950
14	W. H. Branson	July 10, 1950 to May 24, 1954
15	R. R. Figuhr	May 24, 1954 to June 16, 1966
16	Robert H. Pierson	June 16, 1966 to January 3, 1979
17	Neal C. Wilson	January 3, 1979 to July 5, 1990
18	Robert S. Folkenberg	July 5, 1990 to March 1, 1999
19	Jan Paulsen	March 1, 1999 to June 23, 2010
20	Ted N. C. Wilson	June 23, 2010 to . . .
Secretaries		
1	Uriah Smith	May 20, 1863 to November 14, 1873
2	S. Brownsberger	November 14, 1873 to August 10, 1874
3	Uriah Smith	August 10, 1874 to September 19, 1876
4	C. W. Stone	September 19, 1876 to September 20, 1877
5	Uriah Smith	September 20, 1877 to December 1, 1881
6	A. B. Oyen	December 1, 1881 to November 8, 1883
7	Uriah Smith	November 8, 1883 to October 17, 1888
8	Dan T. Jones	October 17, 1888 to March 5, 1891
9	W. A. Colcord	March 5, 1891 to March 7, 1893
10	L. T. Nicola	March 7, 1893 to February 19, 1897
11	L. A. Hoopes	February 19, 1897 to April 2, 1901
12	H. E. Osborne	April 2, 1901 to April 11, 1903
13	W. A. Spicer	April 11, 1903 to May 11, 1922
14	A. G. Daniells	May 11, 1922 to May 27, 1926
15	C. K. Meyers	May 27, 1926 to October 17, 1933
16	M. E. Kern	October 17, 1933 to May 26, 1936
17	E. D. Dick	May 26, 1936 to September 19, 1952
18	D. E. Rebok	September 19, 1952 to May 24, 1954
19	W. R. Beach	May 24, 1954 to June 11, 1970
20	Clyde O. Franz	June 11, 1970 to April 16, 1980
21	G. Ralph Thompson	April 16, 1980 to June 29, 2000
22	Matthew A. Bediako	June 29, 2000 to June 23, 2010
23	G. T. Ng	June 23, 2010 to April 13, 2021
24	Erton Kohler	April 13, 2021 to . . .
Treasurers		
1	E. S. Walker	May 20, 1863 to May 17, 1865
2	I. D. Van Horn	May 17, 1865 to May 12, 1868
3	J. N. Loughborough	May 12, 1868 to May 18, 1869
4	E. S. Walker	May 18, 1869 to March 15, 1870
5	G. H. Bell	March 15, 1870 to February 7, 1871
6	Mrs. A. P. Van Horn	February 7, 1871 to March 11, 1873
7	E. B. Gaskill	March 11, 1873 to August 10, 1874
8	Harmon Lindsay	August 10, 1874 to August 15, 1875
9	Fredericka House	August 15, 1875 to September 19, 1876
10	Uriah Smith	September 19, 1876 to September 20, 1877
11	Mrs. M. J. Chapman	September 20, 1877 to November 8, 1883
12	A. R. Henry	November 8, 1883 to October 17, 1888
13	Harmon Lindsay	October 17, 1888 to February 17, 1893
14	W. H. Edwards	February 17, 1893 to February 19, 1897
15	A. G. Adams	February 19, 1897 to October 21, 1900
16	H. M. Mitchell	April 19, 1901 to March 27, 1903
17	I. H. Evans	March 27, 1903 to May 13, 1909
18	W. T. Knox	May 13, 1909 to May 11, 1922
19	J. L. Shaw	May 11, 1922 to May 26, 1936
20	W. E. Nelson	May 26, 1936 to July 10, 1950
21	C. L. Torrey	July 10, 1950 to June 16, 1966
22	K. H. Emmerson	June 16, 1966 to April 16, 1980
23	L. L. Butler	April 16, 1980 to June 27, 1985
24	Donald F. Gilbert	June 27, 1985 to June 29, 1995
25	Robert L. Rawson	June 29, 1995 to April 18, 2002
26	Robert E. Lemon	April 18, 2002 to July 2, 2015
27	Juan R. Prestol-Puesan	July 2, 2015 to August 1, 2021
28	Paul Douglas	August 1, 2021 to . . .

Note—In the three preceding tables the dates indicate the beginning dates of the General Conference Sessions involved, except where special elections have been held between sessions.

ALPHABETICAL INDEX

Accessions, Table 3.....	9	GM Table 2—Seventh-day Adventist Presence in Countries and Areas of the World	104
Accession Rates, Table 8.....	9	GM Table 3—10/40 Window	107
Adventist Development and Relief Agency International (ADRA), Tables 21, 22.....	14	Healthcare Institutions, Table 10.....	10
Broadcast Ministries, Table 13	10	Hospitals	91
Charts		Institutional Statistics for 2020	86
2017-2018 Global Church Member Survey - Gender, Chart 2.....	5	Section I—Educational Institutions and Primary Schools, Table 26 ..	87
Accessions by Division Over Five Years, Chart 13	7	Section II—Healthcare Institutions, Table 27.....	91
ADRA Beneficiaries by Sector, Chart 16	14	Section III—Publishing Houses, Table 28	99
Changes in Membership Over Five Years, Chart 15.....	7	Section IV—Food Industries, Table 29	100
Gender Percentages for ECD, IAD, EUD, NAD, SAD, SSD, SID, TED, and WAD, Charts 4-12	6	Key to Seventh-day Adventist Divisions, Table 1.....	2
World Accessions Over 10 Years, Chart 14	7	Languages and Dialects in Which SDA Publications are Now in Print, Table 30	108
World Membership by Gender as Percentages, Chart 1	5	Losses, Table 5.....	9
World Totals (Gender Percentages), Chart 3	5	Medical Clinics	96
Church Membership by World Divisions, Table 4.....	9	Membership Statistics by Division for 2020, Table 23.....	16
Clinics, Dental.....	97	Missionaries, Table 16	11
Clinics, Medical.....	96	Nursing Homes	95
Colleges and Universities	87	Officers of the General Conference of Seventh-day Adventists, Table 35	115
Count of Unions, Conferences, and Local Fields, Table 12	10	Orphanages and Children's Homes	98
Denominational Employees by Division 2020, Table 25.....	58	Sabbath School and Personal Ministries, Table 14	11
Denominationally Employed Workers Classified by		Scheduled Meetings, Table 2.....	2
Credentials Carried 2020, Table 18	12	Schools	87
Type of Employment 2020, Table 17	12	Secondary Schools	89
Dental Clinics.....	97	Sessions of the General Conference of Seventh-day Adventists, Table 34.....	115
Education, Table 15.....	11	Summary of Institutions, Table 9.....	10
Elementary Schools.....	90	Summary of Seventh-day Adventist World Statistics, Table 31	111
Food Industries, Table 29.....	100	Thematic Analysis	4
Gender Demographics 2020, Table 20.....	14	Tithe and Offerings 2020, Table 6.....	9
General and Institutional Employees, Table 19.....	14	Tithe and Offerings, Table 7.....	9
General Survey of Organizations, Table 11.....	10	Tithes and Offerings by Division 2020, Table 24	37
General Survey of Statistical and Financial Summaries Over a Period of Years, Table 32	112	Total Tithe and Offerings From Date of Organization to the Present Time, Table 33	113
Global Mission	101	Worker Training Schools.....	88
The Church's Presence, Outreach, and Mission.....	102		
GM Table 1—Conf/Miss Where Each Church Serves More Than One Million Persons	102		
GM Table 1a—Countries and Areas Where SDA Work is Not Currently Established.....	103		

