



children's
FOR KINDERGARTEN AND PRIMARY LEADERS
MISSION

Trans-European DIVISION
Second Quarter 2007

MAKING MISSIONS FUN!

Mission News	3, 4
Send a copy home with each child on the day “Missionary Bike and Babies” is presented.	
Early Bird Activities	
Make a mission scene	2
Color a flag	6
Mission Potluck	
Recipes from Netherlands and Egypt	8, 10, 12
Language Skills Pages	
Dutch	14
Arabic	16
Songs in Dutch and Arabic	22
Games	20
Puzzle	24
Crafts	
Make a pyramid prayer reminder	18
Make a windmill	26
Resources	31
GraceLink Connections	
Stories in this issue that correlate with the Sabbath School GraceLink dynamics:	
Service	15, 17, 21, 27
Grace	5, 11, 13, 19, 23
Worship	7, 9, 25
Thirteenth Sabbath Program	29

Language Fun

The countries being featured this quarter are Netherlands, Egypt, and southern Sudan. Egypt and southern Sudan speak dialects of Arabic. Sudan’s Arabic is called Juba Arabic, and is a dialect of Arabic. During the first several weeks of the quarter, teach the children some words and a song in Dutch, and spend the remaining weeks using Arabic. Do not try to master the entire list, but give the children a taste of each language.

Make a Mission Scene/Mural

Because there is so much difference between the countries being featured this quarter, choose one country and prepare a mural on that country. Or prepare a mural for each of two bulletin boards, focusing on the most significant aspects of the

climate, culture, and landscape.

For Netherlands, include windmills, tulip gardens, and the lovely townhouses of Amsterdam. For Egypt, include the pyramids, a mosque, a man wearing a turban and the long-robed galabeya (a light-colored shirt that extends to the ankles) and leading a donkey or camel. Women wear brightly colored galabeyas that often are elegantly embroidered. Look for travel brochures, postcards, and tourism books for more ideas. Make a border of brightly colored windmills (see page 26 for instructions) if you wish.

Mission Potluck

Plan a mission potluck featuring the foods and cultures of Egypt and Netherlands. (See recipes on pages 8, 10, and 12.) Label the foods with their name and country. Decorate the church fellowship room with travel brochures, posters depicting ancient Egyptian drawings, and photos of famous places in these two countries.

Ask the children to greet people in Dutch or Arabic as they enter. After the meal let the children sing one or more of the songs they have learned this quarter.

Early Bird Activities

Mission activities provide great incentive to get children to Sabbath School early. Use pre-session time to work a puzzle or to color a mission map (page 32) or flags of the countries featured this quarter (see page 6).

Record someone presenting each week’s mission story, and provide a listening corner where children can hear these stories again and again.

Special Features

Southern Sudan is included in this quarter’s stories because any money raised on Thirteenth Sabbath over the amount needed for the two projects being promoted will go to build permanent dormitories at the Adventist secondary school in southern Sudan. However, this project is not included in the Thirteenth Sabbath program or on the mission map.

Try a craft. Make a pyramid to remind the children to pray for the people of Egypt and the Trans-European Division this quarter. See page 18 for the pattern and instructions.

Game Day. Invite the children to a park to play some games from Trans-European Division. See page 20.

Create a Mission Resource

Each division is featured once every three years. Save your copies of *Children’s Mission*. Past issues will provide extra puzzles, craft and activity ideas, and recipes that you might want to use again.

children's MISSION NEWS

Second Quarter 2007
Trans-European Division

Harmony, the Little Missionary



Playing Dolls

Like girls everywhere, Harmony and her friends like to play with dolls. Sometimes they line the dolls up and pretend they are in church or Sabbath School. And when they play house, sometimes even the boys join them. “When we play house, I send the boys to the pretend market for food,” Harmony says. “They bring back a handful of dirt for flour or sugar, and some stones for fruit. It’s all pretend, but we have fun.”

Harmony enjoys bathing her dolls and putting them to bed. And when she wants to take her doll with her, she does not carry it in her arms. Instead she ties the doll onto her back, just as African mothers do.

Harmony is 8 years old. She lives in northwestern Uganda, where her parents are missionaries. Look at the map on the adult Sabbath School lesson study guide. Can you find Uganda? It is in Africa.

When children hurry past Harmony’s house on their way to school, they wave at her, but she does not join them. Harmony does not attend the public school with her friends, for she must study different subjects. So she studies at home with her mother as her teacher. Her favorite subjects are handwriting and reading. When her schoolwork is done for the day, Harmony often can be found curled up reading a good book.





Harmony likes to make cards for people. She folds a paper in half and draws a picture on the front. Then she writes a message inside. Sometimes the message says “Happy Sabbath,” and other times it may say “Get well soon,” or “I miss you!” She often sends the “I miss you” cards to her brother and sister, who are studying in America.

Harmony was born in America. She was 5 years old when her family moved to Uganda, where her parents work for the South Sudan Field. Sudan is a large country just north of Uganda. *[Can you find Sudan on the map?]* But because South Sudan does not have good electricity or telephone service, the missionaries must live across the border in Uganda.



At first Harmony missed her dog and cat, which they had to leave behind. She missed her playmates and church friends. But she quickly made new friends in Uganda and learned to speak Lugbara [loog-BAH-rah], the local language. She can speak it better than her parents, so when her mother goes to the marketplace to buy fresh fruits or vegetables, Harmony goes along to help her mother bargain for the food.

Someone from her hometown sent her a bicycle, and Harmony enjoys sharing her bicycle with her friends. She has even taught some of them how to ride a bicycle.

“I like being a missionary,” Harmony says. “I like having friends and inviting them to come to Sabbath School.

Listen for more about Harmony and some of her missionary adventures this quarter in Sabbath School. In the meantime, look for ways you can be a missionary right where you live. 3



Gideon's Gang

GraceLink Connection: Grace.

God shows His love to us in wonderful ways.

[Have ready three pieces of blue paper, 13 pieces of red paper, and some garden seeds.]

“Good morning, soldiers,” the teacher says. “Are you ready for Gideon’s Gang?”

“Yes ma’am!” the young soldiers sitting before her respond. It’s Sabbath morning, and instead of children’s church, these children in the Netherlands are ready for a meeting of Gideon’s Gang. Who knows who Gideon was? *[Let children respond.]*

Gideon was an ordinary man whom God sent into battle against Israel’s enemies. The enemies’ armies numbered 130,000. *[Give out 13 pieces of red paper, each paper representing 10,000 soldiers.]* Gideon called for volunteers to join God’s army, and 32,000 volunteered. *[Give the three pieces of blue paper to children.]* Gideon had far fewer troops than the enemy had. *[Ask children holding the papers to wave them high.]* But God said, “Send some of the men home.” Gideon did not argue, but told those who were afraid to go home. *[Retrieve two of the blue papers.]* Gideon was left with just 10,000 men. *[Ask student holding blue paper to wave it.]*

But God said, “You still have too many soldiers. If they win the fight against their enemies, they will think it is their strength that won the battle. Send more men home.” So Gideon sent home the men who drank from the river without watching for enemies. Only 300 men remained. *[Tear off a small corner of the blue paper and hold it up. Compare it to the enemy’s army, represented by the 13 large red pieces of paper.]* God did not need a large army to fight for Him. He needed only a few soldiers who trusted Him completely. And God used those 300 soldiers, armed with only a trumpet and a jar, to win over Israel’s enemies.

“You are like this little piece of blue paper,” the teacher said, waving it. “You may be small, but when you are on God’s side, you can win His battles.”

Gideon’s Gang

The teacher told the children that throughout their lives Satan would try to attack them, and they must prepare by praying every day, reading their Bible, and

learning many Bible texts. “Can you do this?” the teacher asked? Hands shot up throughout the room. No one wanted to be left out of Gideon’s Gang!

Members of Gideon’s Gang have special caps and an identification card that states: “We are Gideon’s Gang; we’re small in number, but we can do big things for Jesus.”

At Gideon’s Gang meetings, the children learn to apply Bible lessons to their everyday lives. They learn the books of the Bible and memorize Bible verses that become their weapons as soldiers in God’s army.

Lessons From the Sower

When the teacher presented the parable of the sower who scattered his seeds *[Matthew 13:3-8]*, she showed different kinds of seeds and explained that every seed knows just what to grow into. An apple seed never becomes a grape vine, and a carrot seed cannot grow into a mango tree.

Next the teacher talked about the soil in the story. Some seeds landed on the path, where the soil was packed hard and seeds could not put down roots. Birds ate them before they could grow. Other seeds fell on rocky ground. They sprouted and grew, but the soil was too shallow to support them, and they died. Some seeds fell in thorny or weedy ground. The weeds grew faster than the seeds and choked out new plants. But some seeds fell on good ground. These seeds grew strong and tall and produced a lot of grain for the farmer.

“What does this story mean to us today?” the teacher asked. The class discovered that sharing Jesus with others is like sowing seeds. Sometimes people don’t listen to what we say. Our words become like the seeds that land in the hard-packed dirt. They can’t grow, and soon they are gone. Sometimes people listen when we talk about Jesus and want to know more. But others discourage them from listening to God’s voice. Then our words are like seeds that fall into thorny ground. They spring up, but they are crowded out by other things before they can grow strong.

But sometimes people listen when we tell them about Jesus. They want to hear more and want to worship God. Then our words are like the seeds that land in good soil. They grow and produce fruit. Our job is not to choose the soil for our seeds, but to scatter seeds of God’s love

(Gideon's Gang, Continued)

everywhere, so some will grow.

"Gideon's Gang is fun," one of the children says. "We are learning to sharpen our swords of faith to fight for God."



Boys and girls, we can be part of Gideon's Gang, even if we don't have a club. We can study our Bible lesson, learn our memory verses, and prepare ourselves

to share God's love with those around us. It's not hard. It just takes faith in Jesus. And when we give our mission offering, we are helping others to learn about Jesus—people whom we may never meet until we go to heaven. Let's give all we can so that more people can hear about God's love before it's too late. ٥

Flags of Egypt and Netherlands

Netherlands

Top stripe: red
Middle stripe: white
Bottom stripe: blue



Egypt

Top stripe: red
Middle stripe: white
with gold eagle
Bottom stripe: black

Nadine's Bible Club

GraceLink Connection: Worship.

Nadine



Nadine liked the group Bible study and wanted to share what she was learning with her friends at school.

My name is Nadine. I live in Netherlands. [*Locate Netherlands on a map.*] One day one of my mother's friends invited us to a small group meeting in her home. We went, and we liked the meeting. They talked about God and read from the Bible. I liked being part of this group, even though I was the youngest member.

Starting Something New

We talked about sharing God's love with those we meet, so I started telling my friends at school about God. Some of them wanted to know more about God, but I was not sure how to explain things. Then I had an idea. That afternoon I asked my mom whether I could start a Bible club just for my friends.

Mom thought it was a great idea. We talked about what I wanted to include. We talked with other members of our small group. They liked the idea too, but no one knew how to have a girls' club. Then we saw a video about a girl in Brazil who had her own Bible club. "This is what I want to do, Mom!" I said.

I was not sure my friends would come to a Bible club, so Mom and I planned a special program. Four of my friends came to that first meeting—and they liked it! We talked about our week, then I prayed. I wanted to keep it fun, so we did a craft. Then we watched a Bible video and talked about how we could apply its lesson to our lives. Mom suggested that we give every girl a card and a sticker each time they came. We promised them a prize when they had collected 10 stickers on their card.

Five girls come to our club meetings all the time, and a few others come when they can. Only one of the girls in the club attends church, so I feel that we are really helping them think about God.

Surprise Prayer

Most of the girls were shy about praying when we started meeting, so I prayed. Then one day one of my

friends surprised me. She had never been to church and had never prayed before, but after I prayed, she asked to pray. She said she knew I was transferring to a new school, and she wanted to pray that I would have many new friends. I felt so special knowing that she would pray for me.

Since that time other girls have prayed, and now we sometimes have a circle prayer, in which I pray for the person next to me, and she prays for the person next to her, and on around the circle. Everyone gets prayed for and gets to pray as well.

Invitation to Fun

I invite the girls to visit our small group's praise and worship time. All of them have come at least once, and the whole club came to our special Christmas program.

A few weeks ago our Bible study had a weekend camp. They invited the girls from my club to come. We stayed in a lodge in the forest, and we girls slept in one room. We talked late into the night. During the day we had Bible discussions, and on Sabbath we had an informal church service. We talked about things that matter to us and discussed whether these things are really important. My friends liked the camp and want to do it again.

School will soon be out for the year, and my friends are asking whether we can meet again when school starts. I'm so glad my friends accepted my invitation to come and learn about God. Often they ask me questions about God in private. One girl asked, "Does it bother you that you can't go shopping with your friends on your Sabbath?" I told her that Sabbath is such a special day. We don't have to do housework or schoolwork. We spend the day with God and one another. I can go shopping on Sunday.

I'm glad that my mother helped me organize my girls' club. I'm glad that our Bible study group includes my friends in what they do. It makes me feel wonderful to know that my friends are interested in knowing more about God. I hope one day they will give their hearts to God.

Recipes From the Netherlands

Photocopy onto heavy paper and cut apart, or fold on dotted line.

<p>Groente Croquetten (Vegetable Croquettes) Netherlands</p> <p>½ pound cleaned vegetables (carrot, leeks, cauliflower, broccoli, etc.), diced ¾ cup flour 1 egg oil for frying</p> <p>1/3 cup flour 1 egg oil for frying</p> <p>salt and pepper and seasonings to taste</p> <p>Cook the vegetables in ¾ cup boiling, salted water; drain, saving the water. Add enough water to equal ¾ cup water. Dice vegetables into small pieces. Melt butter in a saucepan; add flour, stirring constantly. Add vegetable water, stirring constantly to avoid lumps. Mix the sauce with the vegetables and season to taste. Spread vegetable paste on a plate and let cool. Divide into eight portions. Form each portion into a sausage shape and bread with crumbs, then dip in beaten egg, and roll in bread crumbs again. Fry croquettes for three to five minutes until golden brown. Makes 8.</p>	<p>Dutch Baked Potatoes Netherlands</p> <p>5 pounds potatoes 5 tablespoons butter or margarine 5 tablespoons grated Parmesan cheese 1¼ cups grated Edam cheese 5 eggs 1½ cups plus 1 tablespoon milk salt and pepper (optional) to taste</p> <p>Peel potatoes and cut into bite-size pieces. Boil until tender; drain and mash. Add butter, Parmesan cheese, and half the Edam cheese; mix well. In a separate bowl, beat eggs and milk together and gradually add to potatoes, stirring well. Season with salt and pepper (optional), and spoon into a shallow baking dish. Sprinkle remaining grated cheese over potatoes and bake for 30 minutes or until golden brown. Serves 10.</p>
<p>Brussels Sprouts With Cheese Netherlands</p> <p>1½ pounds fresh (or frozen) brussels sprouts butter salt to taste pepper (optional) 1 to 1½ cups finely grated Edam cheese</p> <p>If using fresh brussels sprouts, wash and trim; cut larger sprouts into halves or quarters so they will cook evenly. Put ½ inch of water into a saucepan and bring to a boil; add sprouts and boil for two minutes. Drain. (If using frozen sprouts, omit these steps, but cut larger sprouts in half.) Generously butter a baking dish and add the sprouts; sprinkle with salt and pepper (optional) and grated cheese. Dot with a bit more butter; lightly cover with foil and bake for about 20 minutes or until cheese has melted and sprouts are piping hot. Keep covered until ready to serve.</p>	<p>Apple Floppen (Apple Turnover) Netherlands</p> <p>4 sweet apples (choose a variety that does not turn mushy when cooked) 2 tablespoons sugar 1 teaspoon cinnamon 1 cup self-rising flour salt to taste</p> <p>1 egg oil for frying powdered sugar</p> <p>Core and peel apples; slice into about five slices per apple. Mix sugar and cinnamon and sprinkle over apples. Combine the self-rising flour, salt, milk, and egg into a smooth dough. Heat the oil to medium. Dip each piece of apple into the flour mixture using a fork. Place in oil and fry lightly; turn and fry other side until light brown. Drain on paper and cool slightly; sprinkle with powdered sugar and enjoy hot or cold.</p>

Two Little Evangelists

GraceLink Connection: Worship.

Caleb



Esther



Two children tell how easy it is to share God's love with others.

[If possible, ask a junior girl and a primary boy to help present today's mission report.]

Today we will meet two children who live in Amsterdam, Netherlands. They both attend the Ghanaian [gah-NAY-yan] Adventist church in town. This church meets in a rented building because they have no church of their own. Part of our Thirteenth Sabbath Offering will help them buy a building of their own in which to worship.

Esther's New Church

My name is Esther. I am 10 years old. My family attends a church on Sunday, and I go with them. But then a young woman named Miriam came to live with our family.

One Saturday morning everyone was going to be gone, and I had no one to stay with me. Then Miriam invited me to go to church with her. My mother agreed, and I went to church with Miriam.

I was so happy that the Adventist church has a class for children my age. The teacher gave me a lesson book so I could study my lesson each week at home. We don't have lesson books in my parents' church. I like the stories and songs in Sabbath School, too. I asked my mother to let me go to church with Miriam every Saturday. Now I go to church with Miriam on Sabbath and to my family's church on Sunday.

The church does not own the building we worship in, and we must leave by 5:00 on Sabbaths. The members who want to hold a meeting on Sunday must meet somewhere else.

Sometimes Miriam and I go to a field near the school I attend and play some sports and games on Sunday afternoon. Then she takes me with her to choir practice. I like choir practice, and sometimes I sing along with the choir. One day Miriam suggested that I join the children's choir, so I did. We practice on Sabbath afternoon while the adults hold training and Bible study meetings. But as 5:00 draws near, we quickly finish and pack up our things. If we stay too far beyond 5:00, we have to pay more for the building.

Changes in Me

Mother has noticed that I have changed since I started coming to the Adventist church. When I used to have free time, I would watch television or go out to play with my friends. Now I choose to read my Bible or Sabbath School lesson instead of wasting time watching television. She is glad that I want to know about God.

Mother has visited the church with Miriam and me, and she likes it. She says that she has her own church to attend, but she is glad that I am worshipping in the Adventist church.

It is good to come to church and learn about Jesus. I like church; it's great! You should come every Sabbath too.

Caleb

I am Caleb. I am 5 years old. I have a friend named Christa. When her mother got sick and had to go to the hospital, Christa stayed with us. On Sabbath I asked Christa to come to church with me. She came, and she liked it.

Soon her mother got out of the hospital, and Christa went back home. She still wants to come to Sabbath School. She wants to come every week, but sometimes her parents cannot bring her to our apartment.

I ask my Sabbath School class to pray that Christa's father will bring her to our house so she can come to church. Today her father had to work and could not bring her to our house, so she could not come to church with me. She had to stay home.

Every evening when we have worship, I pray for Christa and her family. I ask God to help her parents let her come to church. I know that Jesus will answer that prayer.

We should pray for our friends and invite them to Sabbath School so they can be God's friends too.

Boys and girls, we can be little evangelists by inviting our friends to Sabbath School and by bringing our mission offering every Sabbath. Our offerings help children and adults in many countries learn that God loves them and wants to be their friend. ۞

Recipes From Egypt

Photocopy onto heavy paper and cut apart, or fold on dotted line.

Koshari (serves 6)

Egypt

Koshari is a national dish in Egypt and is offered at street restaurants and carry-outs.

- | | |
|---|---------------------------------|
| 1 teaspoon chicken-like seasoning | 2 tablespoons oil |
| 1 cup brown lentils | 1 15-ounce can chopped tomatoes |
| 1 medium onion | 2 fresh tomatoes (optional) |
| 1 cup short- or medium-grain white rice | ¼ teaspoon cinnamon |
| 1 cup uncooked pasta (ditalini or thimble, a small macaroni, or if unavailable, break spaghetti into one-inch pieces) | ¼ teaspoon nutmeg |
| 2 ounces uncooked spaghetti, broken in half | salt and pepper to taste |
| 2 large onions, diced | 1 15-ounce can garbanzo beans |
| 4 cloves garlic, minced | |

Pour a quart of water into a three-quart kettle; add 1 teaspoon chicken-like seasoning, lentils, and medium onion (whole). Bring to a boil, reduce the heat and simmer, covered, for 15-30 minutes, until lentils are almost tender. Remove onion and add the rice; continue simmering until rice is tender, adding water if necessary. Cook the macaroni and spaghetti together in a separate pot according to directions. Rinse and drain when done. Fry the diced onions in the oil until golden and crispy; drain and place on a paper towel. Save cooking oil. Blend the tomatoes in a blender and place into a small pot; add seasonings and oil saved from onions.

Place some of the lentil mixture on each plate, add macaroni, garbanzos, and top with tomato sauce. Sprinkle with crisp onions and drizzle with garlic sauce (recipe follows) or spaghetti sauce to taste.

Recipe from Ranya Maher, administrative assistant, Egypt Field.

Egyptian Falafel (Fava Bean Patty)

Egypt

- | | |
|--|------------------------------------|
| 2 to 3 large bunches parsley | 1 teaspoon cumin powder (optional) |
| 1 bunch fresh dill | 4 eggs |
| 1 pound fava beans or chick peas, soaked | salt |
| 2 medium onions | whole sesame seeds (optional) |
| 2 or 3 cloves garlic | oil for frying |
| 1 teaspoon coriander (optional) | |

Cut stems from parsley and dill, leaving just the heads. Process beans, parsley, dill, onions, and garlic (and optional spices if desired) through a food processor to form a paste. Add eggs and mix in well. Form into balls and flatten between hands. Coat with sesame seeds if desired. Fry in small amount of oil over medium heat until brown. Drain on paper towel. Serve in pita bread with hummus or salad. Or eat as an entree.

Recipe provided by Saadiya Malaka, former girls' dean, Nile Union Academy.

Garlic Sauce

Egypt

- | |
|--|
| ¼ cup white vinegar |
| ¼ cup water |
| 2 tablespoons lemon juice |
| 1 green (bell) pepper |
| 4 to 5 cloves garlic |
| ½ teaspoon coarsely ground coriander (or powder) |
| salt and pepper to taste |
| dash cumin powder |

Place all ingredients in a blender and whiz until bell pepper is finely ground but not liquidized. Serve over koshari. (Makes one cup.)

Pass It On

GraceLink Connection: Grace.

Belinda



[If possible, ask a junior girl to help present this mission report.]

My name is Belinda. My family comes from the nation of Ghana in Africa [*locate Ghana on a map of Africa*]. My parents moved to Netherlands several years ago. [*Locate Netherlands on the map. Draw an imaginary line between Ghana and Netherlands.*] We like it here in the Netherlands. It is not as hot as Ghana, which is very near the equator. And although Netherlands is far north, we do not often get snow here. I like Netherlands!

Uncle's Invitation

My family did not always attend the Seventh-day Adventist Church. We attended a church that worships on Sunday. But then my uncle Andrew came to stay with us. He is a Seventh-day Adventist, and he invited me to come to church with him. I came, and I liked it! I like the Sabbath School program—especially the stories the teacher tells and the songs I've learned to sing. I made new friends here.

The next Sabbath I invited my younger brother, Jilton, to come to church with me. He liked church too. We kept coming with my uncle. When we would go home in the afternoon, Jilton and Uncle Andrew and I would talk about the Bible stories we had learned that day. My mother saw how interested we were in church. So we invited her to come with us.

At first Mother did not want to come, but Jilton told her that if she did not come to church with us, God would not bless her. Finally she visited the church with us. At first she came just for a special church meeting. Then she started coming once in a while to other programs. After several months, Mother started coming more and more often.

A Family Affair

My father had been working in London, England, a long way away from us. When he came home to visit us, we invited him to come to church with us. And he came!

Now my mother comes every week and has even enrolled in the class. Father likes the church, and when

he is home he comes. He told us not long ago that he will be coming home to stay soon. Then he will come to church every week with us.

My mother is glad that I came to church with Uncle Andrew. She is glad that I invited Jilton to come, and she is glad we both invited her to come, because now she knows God better. I'm glad too.

I have been coming to church for two years now. We don't want to go home after the worship service; we want to stay all afternoon and worship all day. I have joined the junior choir because I like to sing, and the choir practices Sabbath afternoon. I have many friends in church now, and I like this church very much.

Sometimes at school people notice that I am different. I am happier now than I used to be, and they sometimes ask me what makes me so happy. I tell them that Jesus is my friend; He lives in my heart, and He has made my life happy.

Belinda's Wish

I think everyone should attend church and invite their families if they don't already go to church. I am telling my classmates to go to church, where God can bless them.

I wish we had a church in which to worship. Then we could stay in church all day, and not have to go home at 5:00. We could hold choir practices on Sundays or Fridays, and have youth meetings and other meetings all week instead of just on Sabbath. Please pray that we can soon have a church of our own. Thank you.

Narrator: Belinda's family now attends the Ghanaian Adventist Church in Amsterdam, Netherlands. The congregation does not own its own church, and must rent a day-care building. It is nice, but very expensive, and the members must leave the building at 5:00 on Sabbath afternoon.

Part of the offering we will give on Thirteenth Sabbath will help Belinda's church buy a building of their own, a building where they can meet when they wish, either on Sabbath or throughout the week. Plan now to bring a big offering on Thirteenth Sabbath. Belinda and her friends are eager for a new church. ♪

Recipes From Egypt

Photocopy onto heavy paper and cut apart, or fold on dotted line.

Ful (Fava Bean Sandwich)

Egypt

Ful is considered the Egyptian national dish and is eaten for breakfast, lunch, or dinner. This recipe is most often served as a sandwich for breakfast, but can be found in carry-out stores in most cities and towns.

- 3 pounds small dried fava beans (about 6 cups), picked over and soaked in water for 24 hours
- 1 large onion, chopped
- salt to taste

Rinse the beans until no foam forms; drain. Place beans and onion in a large slow cooker (Crock-Pot) and add as much water as the Crock-Pot will hold. Cook on high until beans are mushy (about 8 hours). If no slow cooker is available, place beans, onion, and 2½ quarts water in a large pot and simmer on low for several hours, adding water if necessary. Add salt to taste.

The cooked fava beans can be eaten whole or mashed. Serve in pita bread halves with any of the following:

- extra virgin olive oil
- garlic sauce (see recipe)
- chopped boiled eggs
- lime juice

Serves 10. Ful keeps well in the refrigerator up to a week and is excellent reheated.

Ful Medames (Fava Bean Salad)

Egypt

- 1 cup fava beans
- 3 cups water
- 1 tablespoon salt
- ½ teaspoon salt
- 2 cloves garlic, minced
- ½ cup olive oil
- ¼ cup lemon juice
- lettuce

Soak fava beans overnight in water to cover. Drain and place in pot; cover with three cups water. Add 1 tablespoon salt and cook until the skins split, about an hour. Drain and chill.

Mix ½ teaspoon salt, garlic, olive oil, and lemon juice together and add to fava beans. Place lettuce on salad plates and top with fava beans.

Baba Ghanouji (Eggplant Puree)

Egypt

- 2 pounds eggplant
- ½ cup lemon juice
- ½ cup sesame tahini*
- 2 tablespoons water
- 1 clove garlic, minced
- ½ teaspoon salt
- 3 tablespoons chopped fresh parsley
- 1 tablespoon olive oil

Wash and pierce eggplants with a fork. Place on oiled baking sheet and bake in 400-degree oven until skin blisters, turning once (about 30 minutes). Remove from oven and let cool. Peel and remove seeds from eggplant and mash in a large bowl. Add lemon juice, tahini, 1 tablespoon water, garlic, and salt. As mixture thickens, add remaining water. Mix in 2 tablespoons parsley, olive oil, and salt to taste. Garnish with remaining parsley, if desired, and drizzle with olive oil. Serve with scallions or spring onions, olives, and pita bread for dipping.

* Available in Middle Eastern markets and well-stocked international grocery stores.

Inside Out for Jesus

GraceLink Connection: Grace.

Benthe



Children learn that God loves to be with them.

Jana skipped across the school playground and pulled open the school door. Inside the building children talked happily as a teacher wrote Jana's name on a tag and showed her where her class was meeting. Jana hurried over to a table full of other 6-year-old children and sat down.

The teacher greeted her with a smile and gave her a piece of paper and some markers to draw a picture of Noah's Ark while she read the story aloud. In another area a group of children worship playing a game to help them learn to lead and to take turns.

Welcome to Inside Out for Jesus, a church for children in the Netherlands. [*Locate Netherlands on a map.*]

Inside Out

Inside Out for Jesus is not a children's church program in an adult church. It is a church entirely for children. What do you think a church for children would be like? [*Let children respond.*] Would the children sing? Yes, they would sing lots of songs, songs you know from Sabbath School too. And it's OK to wiggle and talk in this church, for it's filled with boys and girls who are discovering who God is.

Most of the children who attend Inside Out for Jesus do not attend any other church. They do not know much about God, and they do not know that Jesus loves them. They may never have read a Bible story before and may never have prayed.

Inside Out for Jesus meets in a rented school building because there is no Adventist church in this town. The adult Adventists plan the programs to make it fun to learn about Jesus.

Church for Children

After the opening activity the leaders invite the children to sit in a circle, where they talk about their week. Then the teacher prays with them. Often these prayers are the first ones the children experience. After prayer they do another activity or play a game that helps the children remember the story they are studying that

week. If the story is about a man who could not see, the leader may blindfold the children to help them understand what it is like to be blind.

After a few minutes of fun activities, the children gather in a big room where a teacher leads the children singing songs about Jesus. Then a teacher tells the children a Bible story. After the story the children return to their small groups to complete one more activity relating to the story they heard. Some children will draw a picture of the story they have studied, and others will retell the story in their class. The older children often talk about what lessons in the story they can apply to their lives.

Each child wears a hat during the Inside Out program. Before they leave for the day, they get to add a decoration to their hat that will remind them of the story they have just heard. If the day's story was about loving God, the children may glue a cloth heart onto their hat. At the end of three months, the children get to take their hats home.

Butterfly Prayer

For children who have never prayed, faith comes in baby steps. One day an Adventist boy prayed in his class. Another boy did not understand prayer and asked, "Who are you talking to?" The boy who prayed explained that he was talking to God.

Seven-year-old Merel was afraid of butterflies. She would scream and run away when a butterfly fluttered near her. Merel's friend Rachel learned of Merel's fear of butterflies and offered to pray for her. The girls bowed their heads and prayed. A few minutes later a butterfly landed on Merel's hand. Instead of screaming and running, Merel stared at the butterfly. Then she walked slowly to her mother to show her the butterfly still sitting on her hand. Merel's mother was surprised. Rachel said, "I prayed for Merel, and now she's not afraid anymore." Merel's mother now understands that God answers children's prayers.

The parents are happy that their children are learning about God and about being good citizens. The children often invite their parents to see what they are doing, and some parents now come early so they can attend the adult worship as well.

Fun With Dutch

Following are some words and phrases in Dutch, the language of the Netherlands, to use to make missions come alive for your children. Vowels are pronounced as follows: *ah* as in father; *ai* as in eye; *ao* as in ow; *ay* as in hay; *ee* as in bee; *eh* as in bet; *ih* as in tip; *oh* as in toe; *oo* as in boot; *uh* as in butter; *u* as in ewe. The accented syllables are written in capital letters.

Common Phrases

Happy Sabbath
Welcome
(to Sabbath School)
Hello
Good morning
Please
Thank you
Yes
No
You're welcome
Goodbye
Jesus loves me
Jesus loves you
My name is . . .
What is your name?
How old are you?
I am 10 years old.
Happy Birthday
Where is Netherlands?

Say it

khuh-ZAY-huhn-duh SAH-baht
VEHL-cohm
bay duh SAH-baht skhohl
HA-loh
GHOO-deh-MOHR-ghen*
AHL-sheh-bleeft
buh-DAHNT
yah
nay
AHL-sheh-bleeft
tot† seens
YAY-suhs haot fahn may
YAY-suhs haot fahn yao
Mayn nahm ihs
Hoo hayt yai
Hoo aot behn yai
Ihk behn teen yahr aot
Ghuh‡-fay-lee-see-tehrt
vahr ihs NAY-dehr-lahnd

Numbers

one
two
three
four
five
six
seven
eight
nine
ten
eleven
twelve

ayn
tvay
dree
feehr
faif
sehs
ZAY-vehn
aght‡
NAY-hehn
teen
ehl'ef
twah'lef

Days of the Week

Sunday
Monday
Tuesday
Wednesday
Thursday
Friday
Saturday/Sabbath

SOHN-dagh*
MAHN-dahg
DIHNS-dahg
WOONS-dahg
DOHN-dehr-dahg
FRAI-dahg
SAH-tehr-dahg/SAH-baht

* Guttural h sound.

† Say the o as in taught or auto.

‡ Guttural g sound.



Mr. Helpful

GraceLink Connection: Community.

Andrew wants to help others because that is what Jesus does.

Andrew lives in Cairo, Egypt. [*Locate Egypt on the map.*] Most of the people who live in Egypt are Muslims. About one person in 10 is a Christian. Because Islam is the dominant religion, schoolchildren attend classes from Sunday to Thursday. Friday is the holy day of Islam; and Saturday is the weekend day, the day most people go shopping or clean their homes. But for Andrew and his family, Sabbath is the day to worship. Andrew loves to read and has read his Arabic-language children's Bible through five times!

The Problem of Cheating

At school Andrew noticed that some children cheat on their work. They peek at other student's papers when they take a test, or they ask a friend to let them copy answers for a paper they did not finish. "Cheating is wrong," Andrew says. "I do not want to copy answers from other students or have them look at my paper for answers. I study hard for my tests, and on exam day I ask Jesus to help me do my best. During exams I hide my answers so others will not be tempted to copy from me. I think that it is wrong to give other children the answers or let them see my paper, because then they do not learn the material. They just learn to cheat. We need to do our best in our schoolwork and accept the score we get. I think Jesus is glad that I do not cheat in school."

Andrew does more than not cheat. He tells his friends at school that he is a Christian, and he invites them to visit his church. Even when his friends say that their parents will not let them go with him to church, he still invites them. "I want them to know Jesus," Andrew explains.

Befriending Others

Andrew tries to live as Jesus lived, and that includes loving everyone. One day one of his teachers learned that Daniel, a boy who goes to Andrew's school, belonged to a religious group that she thought was strange. She

told the children not to play with Daniel. At recess time the other children refused to play with Daniel, and he was left alone on the playground. Andrew went over and offered to play with him. The two boys played alone together that day.

That night Daniel told his mother what the teacher had said and that the other children would not play with him. "But Andrew played with me," Daniel said. "He likes me even when the other boys don't." Daniel's mother called Andrew's mother to thank her for having such a kind son. During worship that evening Andrew asked his family to pray for Daniel and the boys who would not play with him.

"I like Daniel, and his religion does not matter," Andrew said. "God loves Daniel, and God loves me, so we can love each other. Sometimes I try to get the other boys to play with Daniel, and sometimes the other boys join us for a game. So the teacher's words have been forgotten as we play together and care for each other. It's good for Christians to share their love, because that's what Jesus did."

Christmas Angels

Christmas is not an important holiday in Egypt, because most of the people are Muslims. But Andrew's parents help their children share God's love, especially at Christmas. The children in their church gather toys and clothes and shoes to take to poor children who live in Cairo and in villages outside the city. "Sometimes we take some of our own clothes and toys, and sometimes we buy things for the children," Andrew said. "We give food to the mothers and clothes and toys to the children. Then we play with the children and make friends with them. Sharing with others makes Christmas special for everyone."

"Mother says I am a helpful son," Andrew said, smiling shyly. "I help her do the housework and help my little sister with her homework. I am glad to help others, for it makes Jesus glad."

When we give our mission offering every Sabbath, we are helping to tell others about Jesus. That is an easy way to be helpful, so don't forget your offering. ◊

Fun With Arabic

Following are some words and phrases in Arabic to use in your program to make missions come alive for your children. Vowels are pronounced as follows: *aah* as in at; *ah* as in father; *ai* as in eye; *ay* as in hay; *ee* as in bee; *eh* as in bet; *ih* as in tip; *oh* as in toe; *oo* as in boot; *uh* as in cup; *u* as in cube. The accented syllables are written in capital letters.

Common Phrases

Happy Sabbath
Welcome
Good morning
Please
Thank you
You're welcome
Yes naam
No leh
Goodbye
My name is . . .
What is your name?
How old are you?
I am 10 years old.
Happy Birthday
Where is Egypt (on the map)?

Pronounce It

sehpt-ih saah-EED
AAH-lehn (means "you are one of us")
sah-BAH ehl-KHEHR
MIHN fahd-luhk
SHOH-kruhn
AAH-lehn waah SAAH-lehn

MAH-uh saah-LEHM-ah
AAH-naah IHS mee . . .
IHS maak ay . . .
EHN-tah OHM-raak kaam saa-naa
AAH-naah OHM-ree (AH-shuhr) see-NEEN
kool SAAH-naah wihn tah tai-YEHB
Mahsr= fayn AH-leh ehl (khah-REE-tah)

Numbers

one
two
three
four
five
six
seven
eight
nine
ten
eleven
twelve

١
٢
٣
٤
٥
٦
٧
٨
٩
١٠
١١
١٢

WAH-hihd
it'NEEN
teh-LEH-tah
ahr-ba'AH
KHAAM-saah
SIH-taah
SAAH-bah
tuh-MAAHN-yah
TIHS-sah
UHSH-ruh
hee-DAH-shuhr
iht-NAH-shuhr

Days of the Week

Sunday EHL-aah-haad
Monday EHL-eh-t-nayn
Tuesday IH-taah-laaht
Wednesday EHL-ahr-bah
Thursday EHL-khaah-meess
Friday ehl-GOH-mah
Saturday/Sabbath eh-SEHPT

Arabic reads right to left

سبت سعيد المسيح يحبك
(God Loves You) (Happy Sabbath)

Nancy's Musical Mission

GraceLink Connection: Community.

Nancy



Nancy has many friends. She wants every one of her friends to be a friend of Jesus, too.

Nancy is 8 years old and lives in Cairo, Egypt. [Locate Egypt on the map.] She attends a large school, where she has many friends. She loves to sing and is a member of the children's choir at church. Nancy uses her love for music to share God's love with her classmates and neighbors. Nancy tells us how she uses music to introduce her friends to Jesus.

Nancy Shares Jesus

I like to share my love for Jesus with my friends. I lend cassette tapes of Christian children's songs to my friends to listen to. Sometimes I teach them some of the songs on the cassette tape. I want my friends to love singing songs about Jesus too. If my friends don't know about Jesus, I give them the cassette tape. Later I call them and ask if they enjoyed the tape. Sometimes I ask them to share the tape with another friend, so that others can learn songs about Jesus. If the friend is a Christian, I will lend them the cassette tapes for a few days, then ask them to share with others.

In Egypt 90 percent of the people are Muslim, and only 10 percent are Christian. But I like all the children in my school, no matter what their religion. Because Muslims believe that Jesus was a prophet, I talk to them about how much Jesus loves me. My Bible teacher in school told me we should talk about Jesus wherever we go. But some of my Muslim friends do not want me to talk about Jesus with them. That makes me sad. So now I talk about Jesus to my Christian friends when my Muslim friends do not want to listen.

Prayer Ministry

I like to pray, and I know Jesus hears my prayers. Often I pray for my mother, who is going to school too. When she has exams she asks me to pray for her. I do pray for her, and Mother does well on her exams. If my father is late coming home and does not answer his cell phone, we pray for him. A few minutes later he comes

home. I know God answers our prayers.

I remember once when we came home from a trip, I was very hungry, but we did not have much food at home. We needed to go shopping, but I wanted to eat before we went to the store. I asked my mother to look in the refrigerator for something to eat. She said she already had looked, and there was nothing there. Then I prayed for some food and asked her to look in the refrigerator. Mother looked into the refrigerator again, and this time she found a package of food in the freezer. She quickly thawed it out, and we ate. It looked so good that although I was hungry, I stopped to thank Jesus for the food.

Nancy's Wish

We attend a large church, but there are few children in my Sabbath School—just five. It would be wonderful to have more children come to church. We can have more children in our class if we all invite our friends and neighbors to come to worship with us. If they want to know more about Jesus, we can share Bible stories, and if they want to worship at home, we can go and worship with them.

Sometimes when our Sabbath School has special programs or a picnic, we write invitations to give to our friends so they can join us. Sometimes when I give the invitations to my friends, they say they have their own church or they do not want to attend a religious program. I get sad when they won't come to our programs, but I keep inviting them, for maybe one day one of my friends will come.

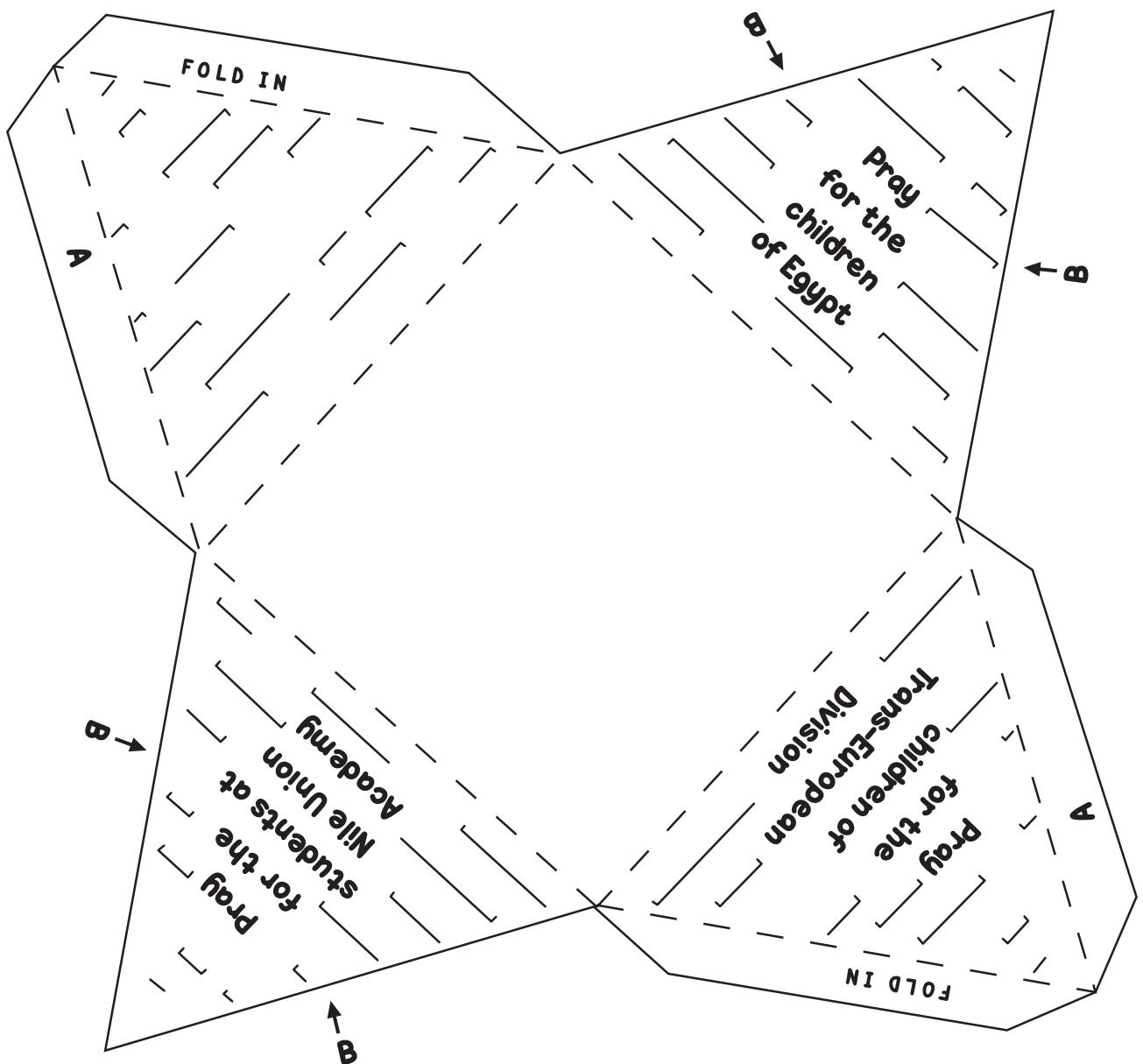
If you come to Egypt, please come and worship in our church in Cairo. There's plenty of room for you, and you will be glad you came! And if you like, I could teach you a song to sing with me. That would be fun!

Teacher's comment: Boys and girls, did Nancy's story of how she shares Jesus give you any ideas how you can share God's love with someone? One easy way to spread God's love is to give your mission offering every Sabbath.

Make a Pyramid

The Pyramids of Egypt lie along the Nile River, which runs south to north. Cairo, and Nile Union Academy, are just an hour away. Invite your children to make a pyramid prayer reminder to help them remember to pray for the students of Nile Union Academy and all the children of Egypt who need to learn that Jesus loves them.

1. Copy the pattern below onto card stock or heavy colored paper.
2. Cut out the pyramid along the solid lines.
3. Fold each triangle in along the dotted lines.
4. Fold in the tabs marked A.
5. Turn pyramid, printed side down, and recase folds along lines so that print side will be on the outside of pyramid.
6. Apply glue to tabs marked A and align with triangles marked B. Press together.
7. For added stability, glue pyramid onto a piece of cardboard. If you wish, cover the cardboard with a *light* coating of glue and sprinkle sand over it after the pyramid has been glued into place.





Marian's Big Day

GraceLink Connection: Grace.

Marian and her family wanted to be baptized together, and she is glad.

[Ask a junior or teen girl to present this first-person report.]

My name is Marian. I live in Cairo, the capital city of Egypt. *[Locate Cairo and Egypt on the map.]* Today is a special day for my family and me. We were baptized.

My family has always attended church together, but most of my life we attended church on Sunday. We prayed together every day and attended church together whenever my parents were not working.

New School, Many Questions

Then my parents enrolled my elder brother Michael in the Adventist elementary school in Cairo. They chose the Adventist school because my father had heard that it was a good school, and he wanted us to have the best education possible. My parents did not know anything about Seventh-day Adventists, so he started asking questions about what Adventists believe.

Then one day my father found something in the Bible he did not understand. He called the school pastor to ask him about it. The pastor invited my father to come and see what the Bible said about his question, and soon my parents were studying the Bible with the pastor. When Dad learned about the Sabbath, he started closing his shop on Sabbath. We knew he was serious about following what the Bible said.

When Michael finished his studies at the elementary school, my parents wanted to enroll him at Nile Union Academy, the Adventist secondary school. But some of my aunts and uncles argued that the academy was not accredited with the Egyptian government, and Michael would not be able to go on to university. My father decided to enroll Michael in an Egyptian school for a year. But the school had so many problems. Classes had up to 100 students each, and no one was learning. Some students smoked a drug that was bad for them, and others threatened the teachers if they thought they might fail. My father realized that it was better to enroll Michael at Nile Union Academy and risk not being able to study at

an Egyptian university later than to risk his spiritual life by keeping him in the government school.

The School With the Difference

What a difference! Classes are small, and the teachers at Nile take extra time to work with students if they don't understand something. And if a student has trouble, the teachers pray for them.

My father went to church at Nile Union Academy every Sabbath. Soon Mom and Dad started taking Bible studies with the school staff. I went with them and studied the Bible with them. I had lots of questions about things that I did not understand. And the principal was always willing to allow me to ask them. For three years we studied the Bible on Sabbath with the principal.

My family started talking about being baptized. Dad had wanted to be baptized long ago, but he was determined that we would be baptized as a family. So he waited until we all were ready. Today we were baptized as a family into God's family. What a neat thing!

A New Family

In Egypt, families are close. Aunts and uncles and grandparents live close to one another—sometimes in the same house. And for one part of this big family to leave the family's faith and join another church is very serious. But Mom and Dad say that our faith family—those who worship and believe as we do now—are our real family. We are God's family.

My dad wants my aunts and uncles to study the Bible with him so they will understand why we decided to become Adventists. When someone asks my father why he has given up a day of work for a church, my father quotes Matthew 16:26 to them: "For what profit is it to a man if he gains the whole world, and loses his own soul?" (NKJV). Then he says, "Shall we obey God, or human beings? I and my family have chosen to obey God."

Jesus called the children to come to Him. I am glad that God has called me to be His child. I want to tell others what God has done for me. I want to learn more about Jesus and do His will all my life. ✨

Let's Play Games

Jackal! Jackal!

Egypt

The jackal is a wolflike creature of the Egyptian desert. In ancient times the jackal was thought to be a god sent to protect dead people from destruction. Today it is neither feared nor worshipped.

One child is the jackal. The other children form a circle around the jackal and chant, "Jackal, jackal, what are you doing?" The jackal answers, "Washing clothes," "Brushing my coat," "Sweeping the floor," or some other everyday activity. The children continue asking the question until the jackal says, "Chasing you!" The jackal begins to chase the others, who run away. The child who is caught first becomes the next jackal, and the game starts over.

Salaah

Egypt

This game is best played by a group of five to eight children. One child is chosen to be It. It stands with their back to the other children, one hand over their eyes, and the other hand across their chest so that it extends beyond their body.

The other children take turns tiptoeing up to It and (gently) slapping the extended hand. It must identify who slapped the hand. If the guess is right, the person who slapped the hand becomes It. If It was wrong, the game continues until It correctly identifies the slapper.

Prooi

Netherlands

This hide-and-seek game is played at night in a gym or large hall that has a light switch.

Give each player a slip of paper. On one paper print the word "prooi" (proh-ee), but leave the others blank. Turn off the lights in the room. The child with the prooi paper hides in a roomy area in the hall and remains there during the rest of the game. The other players try to find prooi in the dark. Whenever one player touches another, they whisper, "Prooi?" If the child who is touched is not the prooi, they whisper back, "Prooi," and continue searching. When the real prooi is touched, the child gives no answer at all. The player who has found the real prooi stands silently beside them, waiting

for other players to find them. Each person who finds the prooi stands beside them. These "captured" players do not speak, no matter who speaks to them. After a predetermined time has passed, the leader turns on the light to see who has found prooi. Slips of paper are gathered up and redistributed to the players so someone else can be prooi.

Stone Ball

Sudan

Children of Sudan have no play equipment, such as balls or bats. Thus they must make their own equipment from what they can find at hand—stones, tin cans, and wadded-up rags or plastic bags for balls.

This game is a variation on the ever-popular dodgeball, but with a delightful added twist that makes the game more challenging. You will need six to eight flat stones that are two to three inches in diameter and a ball. Since few children in Sudan own a ball, make one from a plastic bag stuffed with other bags or rags and tied tightly.

Players are divided into two teams. One team (team A) forms a loose circle around team B (from five to 10 feet away). Team A will try to hit members of team B with the ball while members of team B dodge the ball. If a player in the center of the circle is struck by the ball, they leave the circle and wait until all the players on their team have been hit. Then the teams trade places.

To make the game more interesting, place the flat stones in the center of the circle. Team B must try to stack the stones in a pile before being hit by the ball. This is most easily done if players wait until the ball is thrown outside the circle of players and members of team A must run after it. If the players can successfully stack all the stones before being hit by the ball, that team shouts "Stone!" and wins the round. If a player trying to stack the stones is hit by the ball, the stones are knocked down, that player leaves the circle until the next game, and the remaining players try to stack the stones.

Note: The stones used in this game can be pieces of cement block, river rocks, or even tin cans of varying sizes. The idea is to play with whatever is at hand.

Missionary Bike and Babies

GraceLink Connection: Community.

Harmony



Being a missionary is a job for everyone, not just those who live in a different culture.

Harmony is 8 years old and lives in northwestern Uganda with her missionary parents. [*Locate Uganda on a map.*] She is in the third grade and loves to read. Often when her homework is done, Harmony will curl up and read a good book.

Harmony is a missionary, just as her parents are. She has important work to do to help people in her community learn about Jesus. What can an 8-year-old girl do to be a missionary? Lots! When she plays with the local children, she can show them by her actions that Jesus wants them to be kind to one another, help one another, and share. Harmony shares her dolls and her bicycle with her little friends. She has even taught some of them how to ride a bicycle. Harmony has other missionary jobs too.

Translating for Mother

Children learn new languages faster than adults, and Harmony learned the local language, Lugbara [loog-BAH-rah], quickly as she played with her new friends. Often she translates for her mother when they go shopping in the marketplace or when they visit local villages.

Harmony's mother is a midwife. She cares for mothers who are expecting babies. So when Harmony's mother rides her bicycle to a nearby village to visit the new mothers, Harmony hops on the back of the bicycle and rides along to translate. Who knows what it means to translate something? [*Let children respond.*] Yes, it means to repeat what a person said in one language, but in the language another person can understand. Harmony's mother needs to be sure that the women understand her instructions so that their baby can be born healthy. If Harmony's mother does not know all the words to ask a question or explain something, she asks Harmony to help her. "Sometimes Mom can't understand what a woman is saying," Harmony says, "so the woman

will tell me and I can tell my mother."

The Missionary Dolls

Like girls everywhere, Harmony and her friends like to play with dolls. And sometimes a doll can help make new friends. Harmony often takes a doll with her when she rides to a village with her mother. She ties the doll on her back, just as African mothers do. Then if Harmony must wait for her mother, she can play with her doll. Harmony noticed that people in the village were curious about her dolls. It seemed everyone—even the men—wanted to see her doll. And of course, all the little girls want to play with the doll.

Harmony realized that many little girls have no doll to play with. She wanted to give these children a doll, but she did not have enough dolls for everyone. Then her uncle learned that Harmony was giving away her dolls. He wrote to his friends and asked for dolls. Many people sent Harmony dolls to give away. Now Harmony has lots of dolls to give to children who need them.

One time a girl came to visit in Harmony's home. Harmony realized that this little girl could not hear. She seemed so sad, and Harmony wanted to cheer her up. She went to her room and found a doll that seemed just right for her little guest. When Harmony gave the little girl the doll, she started laughing and squealing in joy. She tied the baby on her back and felt so happy that someone loved her enough to give her a doll! "I was happy that I had a doll to give her," Harmony said. "I'm so glad my uncle's friends sent me dolls to share."

It's Fun!

"I like being a missionary," Harmony says. "I like making friends for Jesus and inviting the children and their parents to come to Sabbath School."

We can be missionaries too. We can be kind to those around us, share our toys with others, and invite our friends to Sabbath School. And we can bring our mission offering, which helps missionaries such as Harmony and her parents tell others about Jesus. ♪

Let's Sing

Sing a Song in Arabic or Dutch

Vowels are pronounced as follows: *aah* as in at; *ah* as in father; *ai* as in eye; *ay* as in hay; *ee* as in bee; *eh* as in bet; *ih* as in tip; *oh* as in toe; *oo* as in boot; *uh* as in cup; *u* as in cube. When a hyphen appears between syllables, hold out that word for two notes. The symbol “-” indicates that the two connected syllables should be run together into one note.

Jesus Loves Me (Arabic)

Yaah soo yah heh boo nee—ee (Jesus loves me)
Ahl ehn jeel yah kool hah dah (the Bible tells me)
Ah nah mohlk ahl maa—a see (I belong to Him)
Ah nah dah—eef ahl—maa see kah wee
Nahm,* yaah soo yah—heh boo nee
Nahm yaah soo yah—heh boo nee
Nahm yaah soo yah—heh boo nee
Ahl—ehn jeel yah kool hah dah

* *Nahm* means “yes.” It can be omitted to more easily fit the syllables to the notes.

King of Kings and Lord of Lords (Arabic)

Yaah soo uh maa lihk ehl mee loohk
Mehg daan hah leh loo yah
Yaah soo uh ruhb ihl ah-ahr ba-ab
Mehg daan hah leh loo yah
Rah ees soo sah leh ehm
Mehg daan hah leh loo yah
Rah ees soo sah leh ehm
Mehg daan hah leh loo yah

Seek Ye First the Kingdom of God (Dutch)

Zook ihrst heht koh-neenk-raik vahn haht*
Ehn zaan khuh rekh* tihkh* hait
Ehn diht ahl-lehs krakht ooh boh vuhn deen
Hah leh lo, hah leh loo yah
Biht ehn ooh zol[‡] khuh khay vuhn
Zookt ehn khay zihlt heht zeen
Klopt[‡] ehn duh duhr[‡] zahl fohr ooh oh-pehn khahn
Hah leh loo, hah leh loo yah

Sing Hosannah (Give Me Oil in my Lamp) (Dutch)

Laat main lomp[‡] bron dehnt zain hohr may hee reh
Laat main lomp bron dehnt zain stayts meer
Laat main lomp bron dehnt zain hohr may hee reh
Ohm tuh s-khai nehn meer tot[‡] ooh-eh hehr
Zihng ho-sahn-nah, Zihng-ho-sahn nah
Zihng ho sahn nah fohr oo hot ehn heer
Zihng ho-sahn-nah, Zihng-ho-sahn nah
Zihng ho sahn nah tot hots ehr

* *Saguttural h.*

[‡] *Short o sound.*

[†] *Say an e while holding your mouth in the o form.*

Sad Little Duku

GraceLink Connection: Grace.

Duku



A sad boy became a glad boy when God helped him find a way to attend Sabbath School again.

Duku grew up in southern Sudan. [Locate Sudan on the map.] He loved going to Sabbath School and never wanted to be late. He loved to sing songs about Jesus and listen to Bible stories.

But one day something happened that made Duku very sad. His mother moved to another house, leaving Duku and his father alone. Duku missed his mother; he wished his parents were still living together. But his father told him that his mother was not happy living with them, and she did not want to come back.

Then one day Duku's father had to go on a trip. He took Duku to stay with his mother. Duku loved his father, but he had missed his mother and was glad to live with her.

Everything Is Changed

But soon Duku noticed that his mother had changed. She was not as happy as she had been when the family lived together. When Sabbath came, Duku got up and dressed in his good clothes, ready to walk to Sabbath School. But his mother did not get dressed. "Aren't you going to church today?" Duku asked, surprised. Duku's mother said she was too busy to take him to church.

"Mother, please go to church with me," Duku begged. But his mother refused and told him to go outside and play. "Why don't you want to go to church with me, Mama?" Duku asked.

Duku's mother became angry and told him, "Don't tell me what to do. Now go outside and leave me alone!"

Duku went outside and sat down in the shade of a little tree. He thought about the children who would be going to Sabbath School; he wished that he could be there too. But he did not know how to get to the church by himself.

The next Sabbath Duku again asked his mother to take him to Sabbath School, and again she refused, and again Duku sat under the tree with tears flowing down his cheeks.

Why Are You Crying?

Duku's neighbor, a young man named Isaac, noticed Duku. "Why are you crying?" Isaac asked.

Duku stood up and wiped his cheeks with his hand. "I want to go to church, but my mother won't take me," he said.

Just then Duku's mother stepped out of her little house. "Why don't you take Duku to church?" he asked her. But Duku's mother refused to talk about the problem.

Week after week Isaac watched Duku sit outside his tukul [hut] crying on Saturday morning. Isaac could not stand to see Duku so sad. He marched to Duku's mother's tukul and asked her, "May I take Duku to church this morning?"

"Yes," Duku's mother said. "I'm too busy to be bothered to take him."

Duku was overjoyed that Isaac would take him to Sabbath School. Week after week Isaac and Duku went to church together. Soon they were going to midweek services, Sabbath vespers, even choir practice together!

Now, Isaac was not an Adventist, but he enjoyed the church services as much as Duku did. Soon he joined the happiness class and began taking Bible studies. One day he told Duku that he had decided to become a member of the church Duku loved so much.

A Change of Heart

Week after week Duku's mother watched Isaac take her son to the church that she had once attended. She listened as Duku told her the day's Bible story and as he sang the songs he loved. Little by little she began to wish for the happy days when the family worshipped God together.


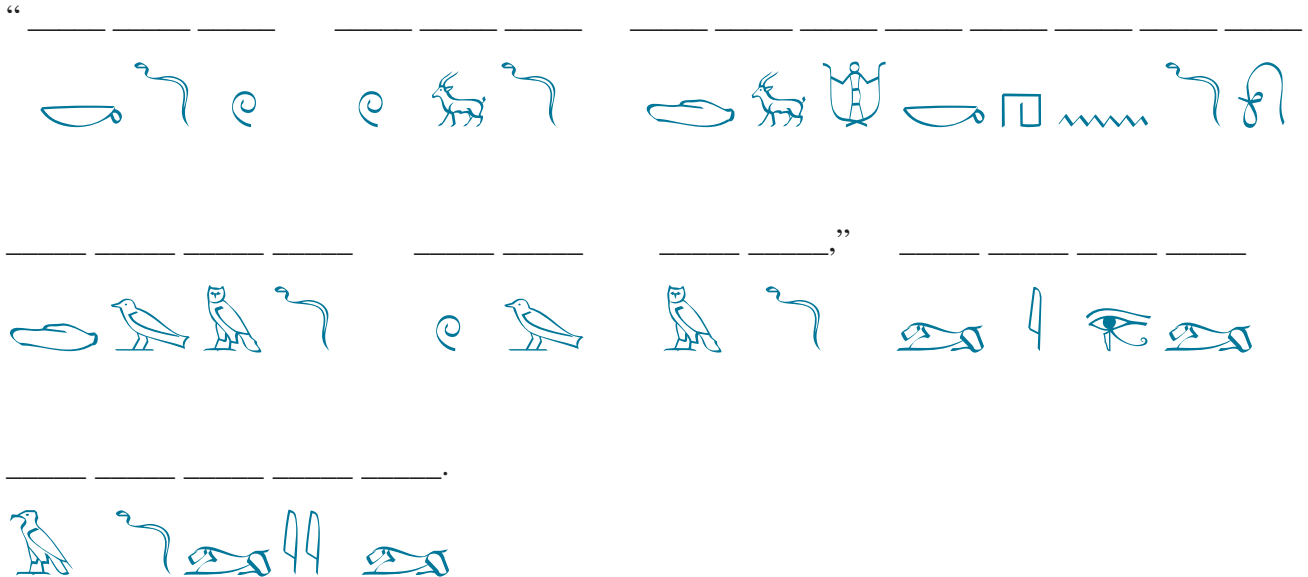
Duku began to notice that Mother was changing. Instead of brewing alcohol to sell, she began baking bread and knitting table covers to sell. And one day when Duku asked his mother to go to church with him, she accepted.

Mother began attending church with Duku and Isaac every Sabbath. And several months later, Mother and Duku moved back home to his father. On Sabbath morning Duku sat between his mother and father in church and smiled. At last they were a happy family worshipping God together, just as they should. And Isaac was glad that he had taken pity on a sad little boy and taken him to church.

Crack the Code

Ancient Egyptians used a language of pictures to write their messages. They wrote stories on the walls of their tombs and in their palaces. But over time the meaning of the symbols was lost, and no one knew how to read the messages the ancient Egyptians left behind. Then a stone tablet, called the Rosetta Stone, was found that contained the Egyptian symbols along with the same words in Greek. Scientists were able to crack the code and read the ancient secrets of the Egyptians.

Use the Rosetta Stone code breaker to solve the following puzzle.



Answer: "Let the children come to Me," says Jesus.

Making Music for God

GraceLink Connection: Worship.

Thomas



This boy loves worshipping God through music.

It is Wednesday evening, and the sun's fierce heat is fading into a comfortable warmth. We are in a refugee camp in northern Uganda. The people who live here had to flee from the war in southern Sudan, and they now live on a dry, rocky hillside overlooking the Nile River.

Beauty Amid Sadness

The people in the refugee camp are poor; most lost nearly everything they owned when they fled the war in their homeland. But they have built new homes of mud and sticks with thatch roofs on the hot windswept hills. The ground is too rocky to dig a garden, and the food the refugees receive from aid programs is not enough to live on. But the people manage to survive and live in hope that one day they can return to their homeland, where fertile fields await them.

Prayer meeting is not scheduled to start for an hour. But already sweet, soft, harplike music floats from the simple mud-and-thatch church a short distance away.

We enter the church to listen, and find several young people sitting near the front playing homemade instruments of various sizes. They pluck the strings to create a soft, gentle music. Most of the musicians are young adults, but one boy is much younger. We watch as he picks up one of the instruments and begins playing easily.

The Youngest Musician

The boy's name is Thomas. He has lived in the refugee camp most of his life. Thomas is like most boys his age; he enjoys sports and plays on his school's soccer team. But several years ago Thomas discovered that he loves something even more than soccer; he loves music. Whenever he can, Thomas comes to the church to make music. He likes to sing, but even more he loves to play the adungu [ah-DOON-goo], a simple Sudanese instrument made from a hollowed-out piece of wood that has been covered with animal skin. A solid round piece of wood extends from one end of the box, and strings stretch from the box to the piece of wood. The strings are plucked like a harp's, to make music. *[Show the picture*

on this page or print a larger version from the Web site.] Different sizes of adungus make different sounds, just as violins, violas, cellos, and base viols make different sounds. When several adungus are played together, they make a beautiful orchestra.

Thomas never took music lessons; he learned to play the adungu by watching older boys play. He remembers sitting in the front of the church watching the men and boys play. He noted how they held the instruments and how they plucked the strings. He loved the sweet notes the simple instruments made. How he wished he could play like that!

The Youngest Musician

One day when he was about 8 years old and was watching an older boy play, the boy asked him if he would like to learn how to play the adungu. Thomas nodded eagerly. The older boy showed Thomas how to hold the adungu and how to pluck the strings. Thomas caught on quickly. The older boy saw that Thomas had a natural musical ability and offered to help him learn to play songs.

Whenever Thomas had free time, he would slip into the church and practice. He liked the gentle music the instrument made, and he realized that he was happiest when he was making music. In a few days he could play several simple songs.

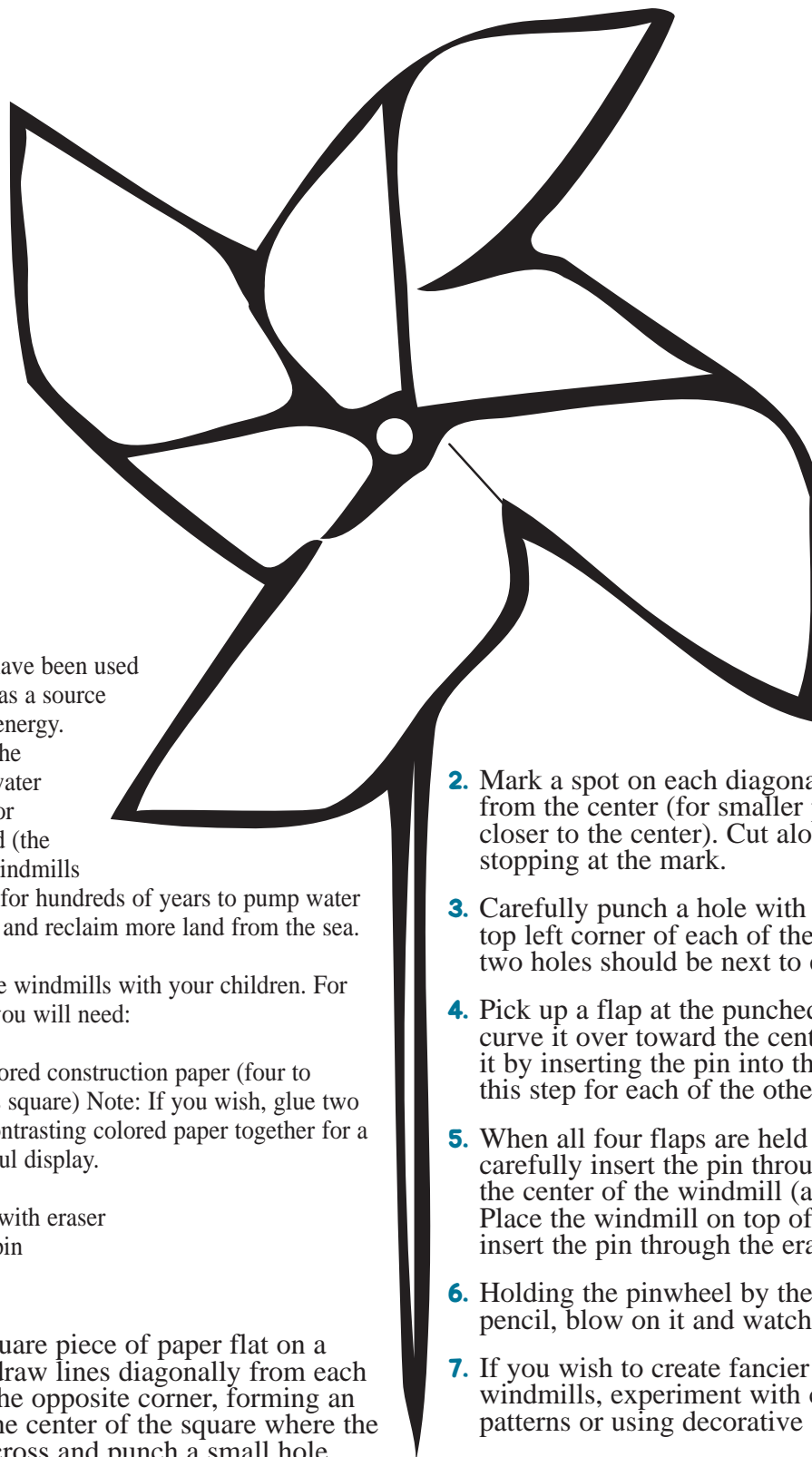
Before too long the older boy invited Thomas to play with the church's adungu orchestra. Thomas was the youngest member to play in the church's orchestra, and now he plays as well as the best of the musicians. He loves to play music to praise God.

Life in the refugee camp is hard, but for Thomas, making music for God makes life in the camp a little better.

Thomas would like to tell other children that Jesus wants us to be kind to one another, to help one another, so we can go to heaven soon, where there will be no wars, no refugee camps, no sadness, just lots of beautiful music.

Our mission offerings help share the gladness Jesus gives with people whose lives are sad and broken. Let's always give a mission offering to Jesus. ☺

Make a Windmill



Windmills have been used for many years as a source of inexpensive energy. Windmills use the wind to pump water or grind wheat or corn. In Holland (the Netherlands), windmills have been used for hundreds of years to pump water out of lowlands and reclaim more land from the sea.

Make simple windmills with your children. For each windmill you will need:

brightly colored construction paper (four to eight inches square) Note: If you wish, glue two pieces of contrasting colored paper together for a more colorful display.
scissors
new pencil with eraser
short push pin
ruler

1. Lay the square piece of paper flat on a table and draw lines diagonally from each corner to the opposite corner, forming an X. Mark the center of the square where the two lines cross and punch a small hole through it (an adult's job).

- 2.** Mark a spot on each diagonal line one inch from the center (for smaller papers, mark closer to the center). Cut along each line, stopping at the mark.
- 3.** Carefully punch a hole with the pin in the top left corner of each of the four flaps. (No two holes should be next to each other.)
- 4.** Pick up a flap at the punched corner and curve it over toward the center hole. Secure it by inserting the pin into the hole. Repeat this step for each of the other flaps.
- 5.** When all four flaps are held by the pin, carefully insert the pin through the hole in the center of the windmill (an adult's job). Place the windmill on top of the pencil, and insert the pin through the eraser end.
- 6.** Holding the pinwheel by the bottom of the pencil, blow on it and watch it spin.
- 7.** If you wish to create fancier arms on your windmills, experiment with cutting various patterns or using decorative scissors.
- 8.** Make smaller windmills (using four-inch paper) to create a border for a bulletin board.

Loving Monday

GraceLink Connection: Community.



Monday

Jesus is happy when we make others happy.

Do you like Monday? Some people don't like Monday because they have to go to school or to work. No, most people do not like Monday. But the children in the Arua, Uganda, church like Monday. In fact, they love Monday. They look forward to Sabbath afternoon, when they can go see Monday. You see, Monday is not a day; Monday is a person, a wonderful, loving woman.

Someone invited Monday to Sabbath School. Monday loved it. She started helping in the children's Sabbath School. She helped teach the children songs, helped them learn their memory verses, and told them Bible stories. The children loved Monday.

Then one day something terrible happened. Monday was injured in a serious car accident. She was taken to a hospital, where the doctors operated on her back. She could not walk, and she had to spend most of her day in bed. She could not go to church, and she could not teach the children in Sabbath School. She missed that most of all.

The children missed Monday, too. They loved her beautiful smile, her happy hugs, and her stories. When Monday was well enough to have visitors, the children asked if they could go visit her.

Missionary Visit

So on Sabbath afternoons up to 16 children and teenagers squeeze into the missionary's little blue Land Rover. As they bounced over the bumpy roads to the place Monday lives, someone starts singing a song, and the others join in. "Jesus Loves Me" and "Soon and very soon, we are going to see the King" pour out of the vehicle as it dodges bicycles, pedestrians, and potholes in the dusty streets of the city. People look up as the little blue missionary Land Rover passes with its load of happy children. Even before they arrive at Monday's, the children have shared their love for Jesus.

Neighborhood children wave as the children arrive and pour out of the back of the little Land Rover. They walk quietly into the building where Monday stays. She has heard the children coming and is waiting for them.

Little Reuben gives each person a song sheet, and Monday joins the children as they sing song after song

for her. The children choose other favorite songs to sing, then Monday chooses her favorite—"He's Able." This is Monday's favorite song because she knows that God is able to make her walk again so she can go to church and worship. When Monday feels strong, she may tell the children a story. Other times someone else tells a story.

Noisy Visitors

Sometimes Monday's pet monkey comes in to see what all the singing is about. The monkey sometimes forgets that he should be quiet in Branch Sabbath School, and he climbs all over the shelves in the room. The children laugh at the monkey's funny antics. Sometimes Monday's helper brings in her pet macaws, gray birds that look like parrots, so the children can see them. The macaws talk. They say "Hello" and "How are you?" Sometimes the macaws get so noisy that someone has to take them outside. But that is OK, because this is Monday's time with the children and the children's time with Monday.

Making Monday Happy

After a Bible study and one more song, it is time to go. No one wants to leave, but soon it will be dark, and they must return to the church. The children say goodbye and pile back into the little blue Land Rover for the bouncy, bumpy ride back to the church. As the Land Rover passes Monday's window, the children sing one more song. They will be back next Sabbath, and Monday will be waiting for them.


The children love Monday. They love making her happy. Someone else is happy when the children go to see Monday. Who do you think that is? *[Let children respond.]* Yes, Jesus is happy when the children cheer Monday up.

Monday is growing stronger, and now she can sit in a wheelchair and attend church. She cannot walk yet, but she still loves to tell the children stories and hear them sing.

Boys and girls, do you know someone you can cheer up this week with a visit or a song? Would you like to invite your friends to sing for someone who is elderly or sick? It would make them happy. It would make Jesus happy, too. ☺

Coloring Page

Children in the Netherlands need to know Jesus loves them.



Bonnie MacMillan © Pacific Press Publishing Association, used with permission.

THIRTEENTH SABBATH PROGRAM

If your division will present the Thirteenth Sabbath program for the adults, the following suggestions can help you plan.

- Practice the songs on page 22 during the quarter so that the children are comfortable singing them for their parents.
- Prepare the flags you will need for this program. Enlarge the line drawings of flags on page 6 and let the children color them, or glue strips of the appropriate colors of paper onto the outline of each flag. Mount each flag on a dowel, so the children can wave them at the appropriate time.
- Practice the program through with the children once or twice so they will know where they must be and what they are expected to do.

- A week or two before Thirteenth Sabbath, send a note home with the children reminding them to bring their Thirteenth Sabbath Offering.

If your division will not join the adults for a special program, use the suggestions that follow to make Thirteenth Sabbath special:

- Remind the children to bring their Thirteenth Sabbath Offering. If they have made special banks for their offering, encourage them to finish filling them and bring them on Thirteenth Sabbath.
- Throughout the quarter include the information found in the questions below during mission emphasis time. Then use the quiz to see how much the children remember about the countries featured this quarter.

Narrator: This quarter we have learned about countries in the Trans-European Division. Our children are holding flags of the Netherlands [*children holding the Netherlands flags should wave them*] and Egypt [*children holding Egyptian flags should wave them*]. See if you can answer the questions before the children wave their flags. Are you ready children? [*Children can shout “Ready!” or wave their flags.*]

1. In this country the people speak Dutch. [*Netherlands*]
2. In this country Arabic is the official language. [*Egypt*]
3. Most of this country is covered by desert. [*Egypt*]
4. In this country the people used windmills to pump water out of low-lying areas to reclaim land from the sea. [*Netherlands*]
5. In this country most of the people live along the Nile River, which is the source of almost all their water. [*Egypt*]
6. In this country about 90 percent of the people are Muslims. [*Egypt*]
7. This country is named in the Bible and played a major role in the history of the children of Israel. [*Egypt*]
8. In this country 40 percent of the people claim no religion at all. [*Netherlands*]
9. This country borders the North Sea. [*Netherlands*]
10. In this country mosques surround most Christian churches. [*Egypt*]

11. This country borders the Mediterranean Sea and the Red Sea. [*Egypt*]
12. In this country Adventists number fewer than 5,000 members. [*Egypt and Netherlands*]
13. In this country Christians must get permission from the government to build—or even repair—their churches, schools, or other institutions. [*Egypt*]
14. In this country part of our Thirteenth Sabbath Offering today will help build a place to worship. [*Egypt and Netherlands*]
15. In this country today’s offering will help start a vocational education program for our high school, the only Adventist secondary school in the nation. [*Egypt*]
16. In this country the people need to hear that Jesus loves them. [*Egypt and Netherlands*]
17. The believers in this country are praying for a large offering today to help them spread God’s love to everyone. [*Egypt and Netherlands*]

How did you do on the quiz? Did you know all the answers? Did you miss some? The most important thing to remember today is that believers in Egypt and Netherlands are praying today that today’s Thirteenth Sabbath Offering will be a generous one. They have a big work to do with few hands. Our hands—and our offering—will help them finish the work in their corners of the world.

[*Offering and prayer.*]

Color the Egyptian Boy



1998 Bev Gundersen, used with permission, Monarch Publishing.

children's MISSION

Second Quarter 2007 Trans-European Division

Charlotte Ishkanian
Editor

Hans Olson
Managing Editor

Emily Harding
Layout Editor

Office of Adventist Mission

Gary Krause, *Director*

Rick Kajiura, *Communication director*

Falvo Fowler, *Communication projects manager*

Charlotte Ishkanian, *editor, Mission*

Hans Olson, *Communication projects manager*

Daniel Weber, *Video producer/editor*

Nancy Kyte, *Marketing director*

Marti Schneider, *Programs director*

Homer Trecartin, *Planning director*

For subscription inquiries, contact Julie Haines: inside the U.S.A., (800) 456-3991; international, (301) 393-3257, or e-mail jhaines@rhp.org. Annual subscription rates per edition: domestic, US\$7.50; international, US\$14.50.

Texts credited to NIV are from the *Holy Bible, New International Version*. Copyright © 1973, 1978, 1984, International Bible Society. Used by permission of Zondervan Bible Publishers.

Texts credited to NKJV are from the New King James Version. Copyright © 1979, 1980, 1982 by Thomas Nelson, Inc. Used by permission. All rights reserved.

Permission to reproduce notice: Permission is granted to reproduce material from this quarterly for use in local Sabbath School and children's ministries programs. Permission to reproduce any portion of this material for sale, publication in another periodical, or other commercial use must be authorized in writing by the editor (see contact information below).

E-mail: GoMission@gc.adventist.org

Internet: www.AdventistMission.org

Children's Mission is published quarterly by the General Conference of Seventh-day Adventists, Office of Adventist Mission, 12501 Old Columbia Pike, Silver Spring, MD 20904 U.S.A. Telephone: (301) 680-6000, Fax: (301) 680-6625. Printed in the U.S.A. © 2006, General Conference of Seventh-day Adventists. All Rights Reserved.

Vol. 16, No. 2

Mission Resources

Following are sources of information that have proved helpful in preparing programs for *Children's Mission*. You may want to order these for your own Sabbath School.

Books

Children Just Like Me, Barnabas and Anabel Kindersley (New York: Dorling Kindersley Books, 1995). A beautifully illustrated large-format book that introduces children to different cultures through reading about children from around the world. Includes information on the children's hobbies, homes, schools, and lifestyles.

Precious in His Sight, Bev Gundersen (Monarch Publishing, 7113 Snow Owl Lane, Lino Lakes, MN 55014). Contains reproducible drawings of children from Egypt and Netherlands wearing costumes of their region.

You Can Change the World: Learning to Pray for People Around the World, Jill Johnstone (Grand Rapids: Zondervan, 1993), volumes 1 and 2. Rich full-color illustrations help children understand about unreached people groups around the world. Volume 2 features Egypt.

Cookbooks

Adventurous Vegetarian, Colin Spencer (London: Adrian Morris Publishing, Ltd., 1989).

Africa News Cookbook, Tami Hultman, ed. (New York: Penguin Books USA, Inc., 1985).

Betty Crocker's International Cookbook (New York: Random House, 1980).

Reference

Seventh-day Adventist Yearbook (Hagerstown, Md.: Review and Herald Pub. Assn., 2006). Contains names and addresses of virtually all Seventh-day Adventist institutions and workers around the world. Available through local Adventist Book Centers.

Seventh-day Adventist Encyclopedia, volumes 10 and 11 (Hagerstown, Md.: Review and Herald Pub. Assn., 1996), contain historic information on most major Adventist institutions and regions around the world.

Videos and Visual Aids

DVD: The General Conference Office of Adventist Mission has produced a DVD highlighting stories from the Trans-European Division and around the world in 3-5- and 10-minute segments suitable for Sabbath School, church, or the interim period between these services. To get a copy of the DVD, contact Adventist Mission at www.AdventistMission.org/DVD.

Kids' Mission Discovery Kit has a mission wall mural to color that illustrates the mission stories for the current quarter. It contains felt figures to help tell the weekly mission stories. BJK Triplets, E. 601 Cameron Road, Spangle, WA 99031.

For More Information

Library: Browse through the children's section and travel section of a public library or bookstore for picture books on Egypt and the Netherlands (Holland).

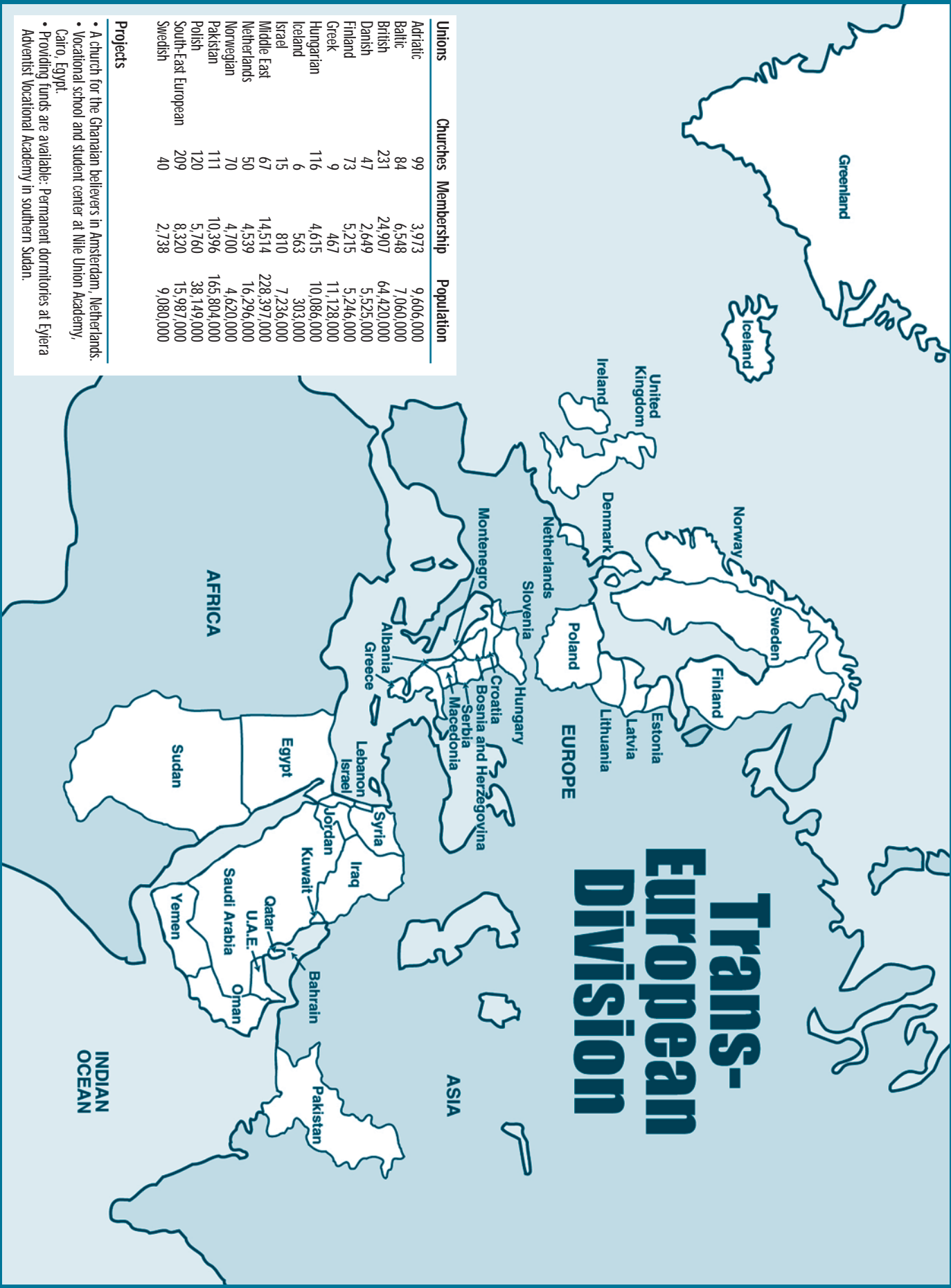
Travel agencies: Often travel agencies have colorful brochures on popular tourist destinations. Call or visit a travel agency for brochures from Egypt and the Netherlands.

The Internet: The embassy of Egypt's Web site at www.egyptembassy.us contains links to information about the country and its history. The embassy of the Netherlands maintains consulate offices throughout the United States and in several other regions of the world. Locations are listed on their Web site at www.netherlands-embassy.org/location.asp.

The National Geographic Web site at www.nationalgeographic.com/places offers information and photos of nearly any country or culture in the world.

Where legally possible, offerings will go to these projects; otherwise, special arrangements will be made with the General Conference for distribution of funds based on the laws of the countries where these offerings are collected.

Trans-European Division



Unions	Churches	Membership	Population
Adriatic	99	3,973	9,606,000
Baltic	84	6,548	7,060,000
British	231	24,907	64,420,000
Danish	47	2,649	5,525,000
Finland	73	5,215	5,246,000
Greek	9	467	11,128,000
Hungarian	116	4,615	10,086,000
Iceland	6	563	303,000
Israel	15	810	7,236,000
Middle East	67	14,514	228,397,000
Netherlands	50	4,539	16,296,000
Norwegian	70	4,700	4,620,000
Pakistan	111	10,396	165,804,000
Polish	120	5,760	38,149,000
South-East European	209	8,320	15,987,000
Swedish	40	2,738	9,080,000

Projects

- A church for the Ghanaian believers in Amsterdam, Netherlands.
- Vocational school and student center at Nile Union Academy, Cairo, Egypt.
- Providing funds are available: Permanent territories at Eyera Adventist Vocational Academy in southern Sudan.