



SEVENTH-DAY
ADVENTIST® CHURCH

2017 Annual Statistical Report

153rd Report of the General Conference of Seventh-day Adventists®
for 2015 and 2016

(Last revision was made on July 22, 2021. See last page for explanation.)



12501 Old Columbia Pike • Silver Spring, Maryland 20904-6600

STATISTICAL REPORT

of Seventh-day Adventist® Conferences, Missions, and Institutions Throughout the World for the Year Ending December 31, 2015 (including year-end membership statistics for 2016)

ABOUT THIS REPORT: THE CHALLENGE OF THE 10/40 WINDOW

About this Edition of the ASR. This is the 153rd annual report of Seventh-day Adventist statistics. It reports membership and congregational statistics as of December 31, 2016, and institutional, financial, and personnel statistics as of December 31, 2015. Because the Global Mission Tables draw on a combination of membership, congregational, and personnel statistics, those tables (pp. 86–91) report data from 2015. The report includes color charts illustrating key statistics and statistical trends (pp. 5–6 and 99), as well as the color map of the 10/40 Window (p. 92).

A Growing Church. 2016 was a landmark year for Adventist church growth: the total of **1,356,476** people who became Seventh-day Adventists by baptism and profession of faith was **a new record for total accessions** in a calendar year, surpassing the previous record total—set in 2015! This was the fifteenth year in all and the thirteenth year in succession in which more than a million new members joined the Seventh-day Adventist Church; it was also the first year in which the number of baptisms (1,271,305) exceeded 1.25 million. Throughout the year, on average, one new person joined the Seventh-day Adventist Church every 23.26 seconds, an average of 154.74 accessions every hour.

To measure church growth fully, it is also necessary to consider losses (see “Membership Audits,” below) and to compare Adventist growth to that of the population at large. The population to church member ratio worldwide continues to improve, as shown in chart 8: at the end of 2015, there were 26.06 Seventh-day Adventists for every 10,000 people in the world (or 383 people for every Seventh-day Adventist). These global figures mask considerable variations in different regions of the world (as discussed below: “The 10/40 Window”) but church growth, worldwide, continues to exceed the growth in the world’s population.

The pace of church growth, and how it has accelerated in recent years, is evident from chart 9, which shows how many years it has taken to add each half million of members (which takes into account losses, as well as accessions). It was only after nearly eighty years that the denomination passed the half million mark, but in the last thirteen years membership has increased from 13.5 million to more than 20 million: adding thirteen half millions in ten years.

Growing Churches. Another area of significant growth is in local congregations (churches and companies); successful church planting is a major cause of growth in church membership. Chart 2 illustrates the numbers of new congregations organized each year over the past five years. The 2016 total of 3,249 is the ninth highest recorded in a year. Looking only at the number of new local churches (*i.e.*, not including companies), the total of 2,655 organized in 2016 is the second-highest ever annual total, just behind the record figure set the previous year, in 2015.

Membership Audits. The impact of the world church’s program of membership audits is now being seen in some divisions’ statistical reports, with the welcome result that membership figures are more reliable. Yet audits will need to continue, because, as noted in my report to the 2015 GC Session and in the preface to last year’s ASR, a range of data indicate that many territories’ membership statistics are still overstated. One of the key metrics used in reaching this conclusion is the *mortality rate*: the number of deaths per thousand people in a population. By comparing Adventist mortality rates with those of the whole population of any given territory, one can get a good sense of whether the reported membership is credible. Chart 1 shows Adventist mortality as a percentage of general mortality rates in each of the church’s thirteen world divisions and two attached fields. As well as revealing that, in many divisions, the Adventist mortality rate is far lower than the general mortality rate, it also shows that the percentages for IAD and WAD rose considerably in 2015—this was thanks to the audits conducted in their territories. The percentage in WAD continued to improve in 2016. We look forward to the day when all unions, worldwide, complete audits; when they do, we anticipate that mortality rates for all divisions will be

more realistic, which would mean greater confidence in the accuracy of reported membership statistics.

The 10/40 Window. The “10/40 Window” (see map on p. 92) is a missiological concept that identifies the parts of the world that are least evangelized by Christianity, where rival world religions are strongest, and where there tend to be particular issues relating to religious liberty, poverty, and related socioeconomic and cultural factors. All these combine to make church growth very difficult. Since the early 1990s, the Seventh-day Adventist Church has prioritized the 10/40 Window. It is appropriate, then, to take stock of how we are doing, and charts 3–7 illustrate the global progress of the “great Second Advent movement.” As chart 4 shows, the great majority of the world’s people live inside the 10/40 Window—yet the reverse remains true for Adventist church members. The difficulties faced in evangelizing in the 10/40 Window mean this is probably inevitable but the sheer scale of dissonance between the distribution, on the one hand, of the world’s population (chart 4) and, on the other, of Seventh-day Adventist congregations (chart 5), ministers (chart 6), and members (chart 7) is very striking. Looking at these charts, one can grasp immediately that the Adventist proportions in the 10/40 Window are roughly in inverse proportion to those of the world’s population as a whole. It is striking, too, not only that the percentage of Seventh-day Adventist church members inside the 10/40 Window is relatively low, but also that the millions (of church members we have there (see Global Mission table 3) themselves make up a small proportion of the population of those countries. Chart 8 was discussed above, but it also illustrates how the ratio of Adventists to population is eleven times better outside the 10/40 Window than it is inside; with the figure for the 10/40 Window countries less than a quarter of the global average. There is still much to do if the billions who live in the 10/40 Window are to be reached with the good news of Jesus and the prophetic truths of the angels of Revelation 14.

A Global Church. The days when church membership was largely in North America, Western Europe and Australasia are long gone. Much more needs to be done to reach West Africa, North Africa and the Middle East, East Asia, much of Southern Asia and Southeast Asia, and the great cities of Europe, in all of which ratios of members to population are very poor. We should recognize (and thank God) for the extraordinary growth in Latin America, sub-Saharan Africa and some parts of Southeast Asia in the last fifty years. This growth is illustrated in chart 3, which illustrates the distribution of church members, by world division, as though Adventists made up a global village of one hundred. In 1899, five of every six Seventh-day Adventists lived in North America. Nearly sixty years ago, in 1960, it was 26 of every hundred. Today it is six per cent. This is an extraordinary realization of our pioneers’ hopes, dreams, and faith. We have gone into all the world. While much still remains to be done, to finish the work Jesus gave to His followers, the Seventh-day Adventist Church has global foundations on which to draw as it seeks to reach the world for Christ.

Attendance. This is the fifth *Report* to include statistics on church attendance and it is important to note that not all regions of the world are currently counting attendance at Sabbath School and divine service. We hope, by the end of the quinquennium, that the published figures for attendance will be broadly accurate; but for the moment, though in some divisions counting is done comprehensively, total figures for attendance are not yet reliable in many unions and, consequently, in most divisions. We look forward to receiving and to publishing accurate numbers for the totals regularly attending Seventh-day Adventist church services, including Sabbath School.

A Seventh-day Adventist statistical archive consisting of past statistical reports, tables, and documents is available online at: www.adventiststatistics.org.

Dr. D. J. B. Trim

—Statistics within this report compiled by Kathleen Jones and Lisa Rasmussen.

TABLE OF CONTENTS

Key to Seventh-day Adventist Divisions, Table 1 3

Scheduled Meetings, Table 2 3

Accessions, Table 3 4

Church Membership by World Divisions, Table 4 4

General Survey of Organizations, Table 5 4

Summary of Institutions, Table 6 4

Tithe and Offerings 2015, Table 7 4

Tithe and Offerings, Table 8 4

Adventist Mortality Rates as Percentage of Global Rates, 2016, Chart 1 5

New Congregations Organized Each Year, Chart 2 5

Adventist Village of 100 (Membership by Division), Chart 3 5

Inside-Outside 10/40 Window Charts 6

 Global Population 2015, Chart 4 6

 Congregations 2015, Chart 5 6

 Ordained Ministers 2015, Chart 6 6

 Membership 2015, Chart 7 6

 Members Per 10,000 Population 2015, Chart 8 6

General and Institutional Employees, Table 9 7

Literature Evangelists, Table 10 7

Food Industries, Table 11 7

Publishing, Table 12 7

Women’s Ministries, Table 13 7

Youth Ministries, Table 14 7

Children’s Ministries, Table 15 8

Healthcare Institutions, Table 16 8

Count of Unions, Conferences, and Local Fields, Table 17 8

Broadcast Ministries, Table 18 8

Sabbath School and Personal Ministries, Table 19 9

Education, Table 20 9

Missionaries, Table 21 9

Denominationally Employed Workers Classified by Type of Employment
2015, Table 22 10

Denominationally Employed Workers Classified by Credentials Carried 2015,
Table 23 10

Membership Statistics by Division for 2016, Table 24 12

Tithes and Offerings by Division 2015, Table 25 31

Denominational Employees by Division 2015, Table 26 49

Institutional Statistics for 2015 74

 Section I—Educational Institutions and Primary Schools, Table 27 74

 Section II—Healthcare Institutions, Table 28 78

 Section III—Publishing Houses, Table 29 83

 Section IV—Food Industries, Table 30 84

Adventist Development and Relief Agency International (ADRA),
Tables 31, 32 85

Global Mission 86

 The Church’s Presence, Outreach, and Mission 86

 GM Table 1—Conf/Miss Where Each Church Serves More Than One
 Million Persons 86

 GM Table 1a—Countries and Areas Where SDA Work is Not Currently
 Established 87

 GM Table 2—Seventh-day Adventist Presence in Countries
 and Areas of the World 88

 GM Table 3—10/40 Window 91

 10/40 Window Map 92

Languages and Dialects in Which SDA Publications are Now in Print,
Table 33 93

Summary of Seventh-day Adventist World Statistics, Table 34 95

A General Survey of Statistical and Financial Summaries Over a Period
of Years, Table 35 96

Total Tithe and Offerings From Date of Organization to the Present Time,
Table 36 97

Membership Growth of the Seventh-day Adventist Church by Half
Millions Beginning with 1863, Table 37 99

Membership Growth of the Seventh-day Adventist Church by Half
Millions Beginning with 1863, Chart 9 99

Sessions of the General Conference of Seventh-day Adventists, Table 38 100

Officers of the General Conference of Seventh-day Adventists, Table 39 100

Note—Adventist® and Seventh-day Adventist® are the registered trademarks of the General Conference of Seventh-day Adventists®.

KEY TO SEVENTH-DAY ADVENTIST DIVISIONS AND GC ATTACHED UNION/FIELD

Table 1

ECD East-Central Africa Division	NSD Northern Asia-Pacific Division	SSD Southern Asia-Pacific Division
ESD Euro-Asia Division	SAD South American Division	TED Trans-European Division
IAD Inter-American Division	SPD South Pacific Division	WAD West-Central Africa Division
EUD Inter-European Division	SID Southern Africa-Indian Ocean Division	MENA Middle East and North Africa Union Mission
NAD North American Division	SUD Southern Asia Division	ISRF Israel Field

SCHEDULED MEETINGS

Table 2

Meeting	Date	Location
Annual Council	October 5 to 11, 2017 . . .	Silver Spring, Maryland
Spring Meeting	April 10 and 11, 2018 . . .	Silver Spring, Maryland
Annual Council	October 11 to 17, 2018 . .	Battle Creek, Michigan
Spring Meeting	April 9 and 10, 2019	Silver Spring, Maryland
Annual Council	October 10 to 16, 2019 . .	Silver Spring, Maryland
General Conf Session . .	June 25 to July 4, 2020 . .	Indianapolis, Indiana

ACCESSIONS Table 3
(Additions to the Church by Baptism and Profession of Faith)

Division/Attached Fields	2013	2014	2015	2016	2016 Accessions as Percent of World Total
East-Central Africa	226,537	253,764	274,011	343,365	25.31%
Euro-Asia	3,014	2,834	3,267	2,929	0.22%
Inter-American	182,893	176,860	177,490	186,594	13.76%
Inter-European	4,197	3,912	4,320	4,054	0.30%
North American	37,277	34,930	37,607	37,028	2.73%
Northern Asia-Pacific	8,229	16,846	18,910	23,377	1.72%
South American	227,461	233,481	254,768	254,857	18.79%
South Pacific	22,121	28,186	26,730	61,731	4.55%
Southern Africa-Indian Ocean	219,705	238,420	270,664	278,070	20.50%
Southern Asia	31,067	27,483	32,541	24,358	1.80%
Southern Asia-Pacific	80,827	95,224*	97,894	82,149	6.06%
Trans-European	2,095	2,364	2,723	2,104	0.15%
West-Central Africa	45,611	52,997*	59,756	55,624	4.10%
Attached to the General Conf:					
Middle East and North Africa Un	139	158	173	182	0.01%
Israel Field	49	47	26	54	0.00%
Totals	1,091,222	1,167,506*	1,260,880	1,356,476	100.00%

Note—Beginning with 2015, accessions also include the "adjustments added" column. *Revised.

CHURCH MEMBERSHIP BY WORLD DIVISIONS Table 4

Division/Attached Fields	2012	2013	2014	2015	2016
East-Central Africa	2,820,485	2,856,708	3,046,313	3,225,454	3,502,462
Euro-Asia	119,629	116,013	114,879	113,367	111,531
Inter-American	3,635,633	3,686,255	3,608,385	3,615,558	3,726,421
Inter-European	177,874	178,199	178,460	178,831	178,339
North American	1,166,854	1,184,395	1,201,366	1,218,397	1,237,004
Northern Asia-Pacific	672,887	679,907	688,106	703,034	719,766
South American	2,159,368	2,263,194	2,329,245	2,410,578	2,479,452
South Pacific	401,549	420,962	429,136	445,590	490,294
Southern Africa-Indian Ocean	3,009,605	3,167,259	3,346,372	3,514,069	3,747,573
Southern Asia	1,547,323	1,510,326	1,527,238	1,558,039	1,580,614
Southern Asia-Pacific	1,216,369	1,222,546	1,285,083*	1,369,475	1,418,551
Trans-European	83,734	84,428	85,081	86,384	87,193
West-Central Africa	866,254	769,607	635,064*	683,318	725,045
Attached to the General Conf:					
Middle East and North Africa Un	3,210	3,151	3,423	3,644	3,782
Israel Field	717	795	831	700	752
Totals	17,881,491	18,143,745	18,478,982*	19,126,438	20,008,779

*Revised.

GENERAL SURVEY OF ORGANIZATIONS Table 5

Year	Union Conferences and Missions	Local Conferences and Missions	Churches	Primary Schools	Institutions	Total Organizations
1863	6	125	...	1	132	...
1870	11	179	...	2	192	...
1880	32	640	...	5	677	...
1890	42	1,016	...	15	1,073	...
1900	2	87	1,892	220	65	2,266
1910	23	193	2,769	594	188	3,767
1920	46	301	4,541	966	183	6,037
1930	71	430	6,741	2,077	399	9,718
1940	69	330	8,924	2,752	521	12,596
1950	80	370	10,237	4,277	521	15,485
1960	74	356	12,975	4,463	678	18,546
1970	75	379	16,505	4,045	927	21,931
1980	80	377	21,555	4,127	1,451	27,590
1990	87	451	31,654	4,267	1,632	38,091
2000	92	489	48,987	4,809	2,072	56,449
2010	119	585	70,188	5,813	2,648	79,353
2012	124	601	74,299	5,714	2,831	83,569
2013	132	626	76,364	5,371	2,925	85,418
2014	132	632*	78,810	5,332	3,279	88,185*
2015	135	655	81,552	5,705	3,353	91,400

Note—As of 2008, 'Unions of Churches' are being counted as unions, no longer as local conferences.

*Revised.

SUMMARY OF INSTITUTIONS Table 6

Year	Tertiary Inst., Wkr. Tr. Inst., and Sec. Schools	Food Industries	Hospitals and Sanitariums	Nrsng/Ret, Orphngs/ Children's Homes	Clinics and Dispensaries	Media Centers	Publishing Houses and Branches	Totals
1900	25	...	27	13	65
1920	97	...	33	...	8	...	45	183
1930	201	25	51	...	55	...	67	399
1940	251	29	90	...	68	...	83	521
1950	283	32	106	...	57	...	43	521
1960	370	26	108	30	102	...	42	678
1970	512	27	139	49	152	...	48	927
1980	882	20	153	80	266	...	50	1,451
1990	995	28	154	71	322	4	58	1,632
2000	1,255	26	174	158	393	9	56	2,072*
2010	1,993	20	173	168	216	14	63	2,648*
2012	2,118	21	175	170	269	14	63	2,831*
2013	2,198	21	173	160	294	15	63	2,925*
2014	2,450	22	175	169	385	15	62	3,279*
2015	2,493	19	180	142	441	16	61	3,353*

*Includes Adventist Risk Mgmt., Inc., which achieved General Conference institutional status in 1996.

TITHE AND OFFERINGS 2015* Table 7

Tithe and Offerings	Amount	Percent of Total	Per Capita
		US\$	US\$
Tithe	2,288,938,954	70.9%	125.98
World Mission Fund, Including Sabbath School	85,820,894	2.7%	4.72
Other General Conference Funds	9,888,986	0.3%	0.54
Intradivision Funds	76,522,518	2.4%	4.21
Ingathering Funds	8,550,494	0.3%	0.47
Local Church Funds	760,377,165	23.5%	41.85
World Totals 2015	3,230,099,011	100.0%	177.79
World Totals 2014	3,487,242,983		
Decrease for 2015	(257,143,972)		
Percentage of Decrease	-7.4%		

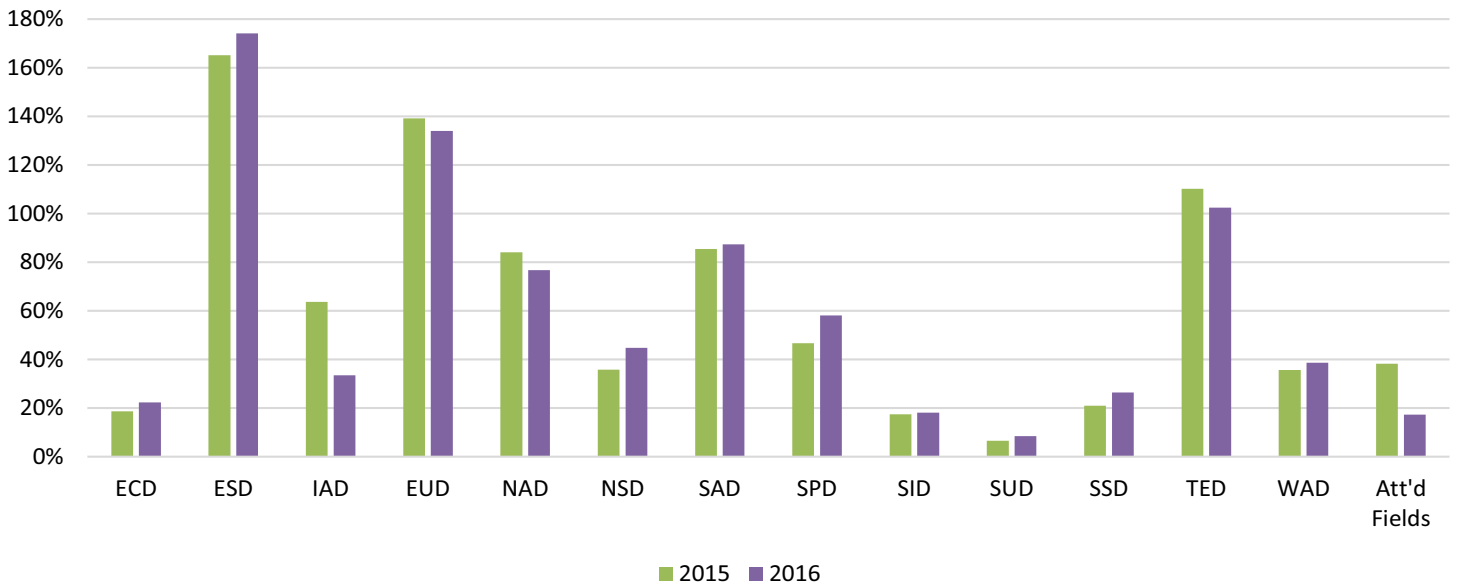
*These funds do not include relief contributions.

**TITHE AND OFFERINGS
Showing Percentages of Total** Table 8

Year	Tithe	World Mission Including Sabbath School, Other General Conference, and Ingathering Funds	Intradivision and Local Church Funds	Total Tithe and Offerings
		US\$	US\$	US\$
1863	8,000	100.0%	...	8,000
1870	21,822	86.0%	3,553	25,375
1880	61,857	91.2%	5,944	67,801
1890	225,434	78.6%	61,431	286,865
1900	510,259	77.1%	151,710	661,969
1910	1,338,690	60.2%	458,944	2,223,768
1920	7,195,463	60.7%	3,251,550	11,854,404
1930	6,230,362	51.4%	4,020,398	12,112,609
1940	8,071,654	56.7%	3,827,536	14,226,329
1950	27,728,250	60.4%	9,998,658	45,908,057
1960	59,132,241	59.2%	16,729,067	99,902,355
1970	124,046,447	58.7%	27,222,200	211,181,658
1980	398,880,407	62.1%	72,119,040	642,444,216
1990	659,924,400	65.2%	78,048,177	1,011,715,372
2000	1,093,239,507	65.8%	82,324,122	1,662,602,192
2010	2,037,618,294	70.2%	119,394,827	2,900,945,610
2012	2,314,826,002	70.7%	132,387,405	3,276,600,259
2013	2,396,813,329	71.4%	133,488,766	3,354,863,946
2014	2,455,475,981	70.4%	125,517,556	3,487,242,983
2015	2,288,938,954	70.9%	104,260,374	3,230,099,011
Grand Totals 153 Years	45,621,538,756		4,096,437,716	67,931,781,674
Percent of Grand Totals	67.2%	6.0%	26.8%	100.0%
Total Tithe and Offerings Per Capita 2015				\$177.79

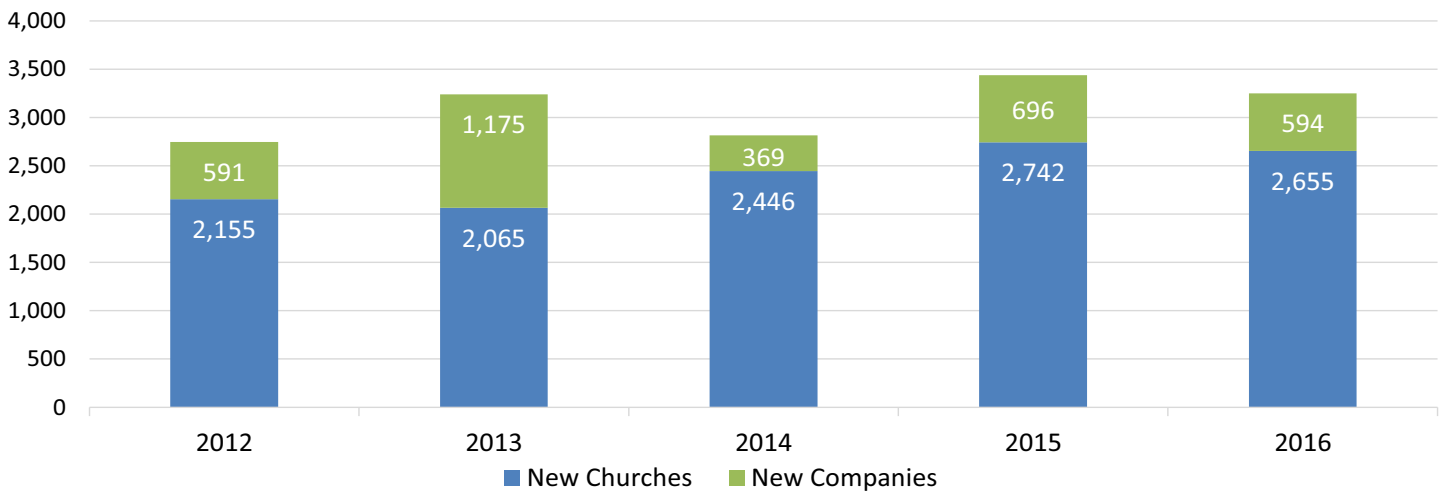
ADVENTIST MORTALITY RATES AS PERCENTAGE OF GLOBAL RATES

Chart 1



NEW CONGREGATIONS ORGANIZED EACH YEAR

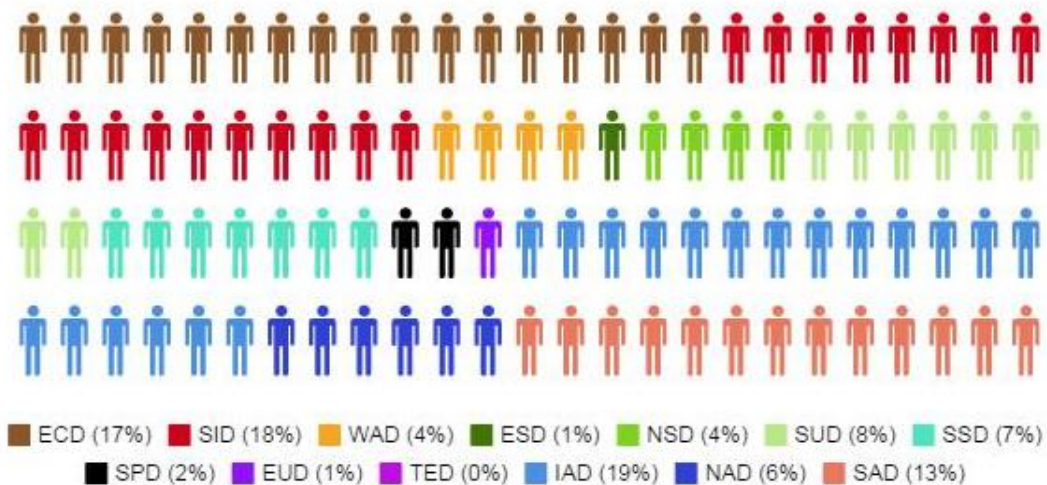
Chart 2



ADVENTIST VILLAGE OF 100

(Membership by Division)

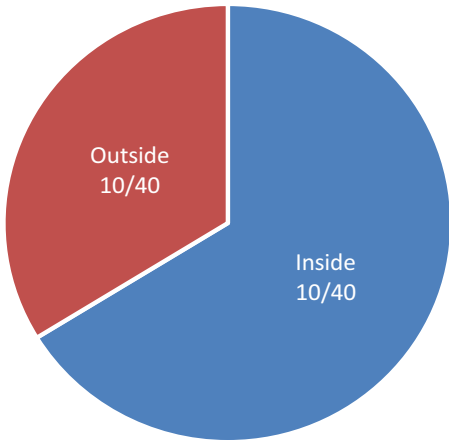
Chart 3



2015 GLOBAL POPULATION

Inside 10/40 Window* vs. Outside

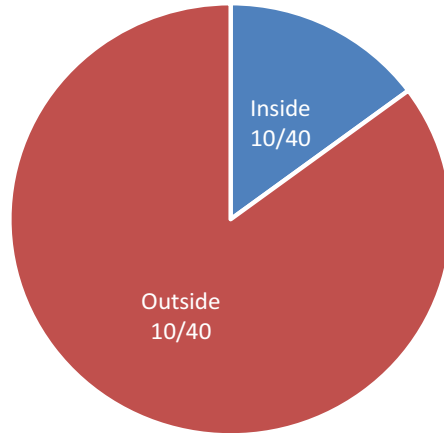
Chart 4



2015 MEMBERSHIP

Inside 10/40 Window* vs. Outside

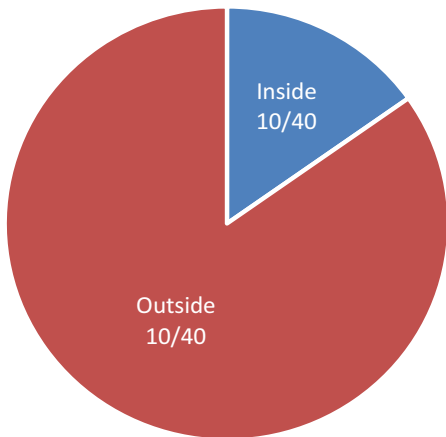
Chart 7



2015 CONGREGATIONS

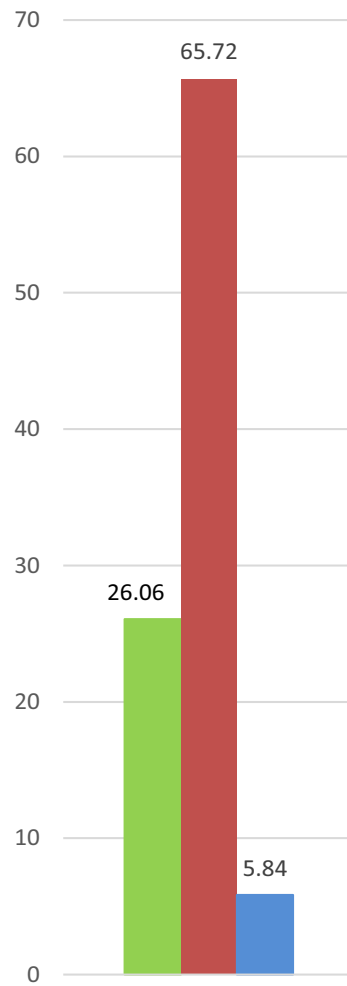
Inside 10/40 Window* vs. Outside

Chart 5



2015 MEMBERS PER 10,000 POPULATION

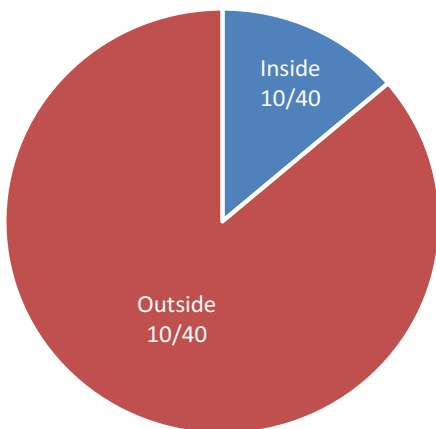
Chart 8



2015 ORDAINED MINISTERS

Inside 10/40 Window* vs. Outside

Chart 6



*For definition of 10/40 Window, see page 91.

■ Globally
■ Outside 10/40 Window
■ 10/40 Window Countries

GENERAL AND INSTITUTIONAL EMPLOYEES Table 9

Year	General Employees	Institutional Employees	Full Time Employees	Part Time Employees	Casual Employees	Total Active Employees
1863	30	30
1870	72	72
1880	260	260
1900	1,500	1,500
1920	5,896	4,853	10,749
1930	10,599	7,926	18,525
1940	14,270	11,438	25,708
1950	20,274	14,860	35,134
1960	23,479	22,091	45,570
1970	26,092	35,892	61,984
1980	34,814	51,025	85,839
1990	41,876	75,294	117,170
2000	54,843	108,912	163,755
2010	75,053	138,713	213,766
2012	83,226	172,756	234,823	11,942	9,217	255,982
2013	86,060	174,121	228,373	21,864	9,944	260,181
2014	91,261	188,343	251,431	19,187	8,986	279,604
2015	95,483	191,638	264,695	13,815	8,611	287,121

Note—Prior to 1970, honorary employees were included. No Literature Evangelists are included. See new table below.

LITERATURE EVANGELISTS Table 10

Year	Credentialed and Licensed	Interns/ Other	Part Time	Total Literature Evangelists
1902	826	826
1910	1,697	1,697
1920	2,332	2,332
1930	2,936	2,936
1940	3,062	3,062
1950	3,793	3,793
1960	3,320	3,320
1970	3,973	3,973
1980	7,073	7,073
1990	7,730	7,730
2000	7,085	7,085
2010	6,994	6,994
2012	5,315	7,378	8,248	20,941
2013	5,864	7,978	7,710	21,552
2014	4,463	7,510	9,333	21,306
2015	5,210	7,518	9,536	22,264

FOOD INDUSTRIES Table 11

Year	Food Industries	Employees				Products		Sales
		Full-time	Part-time	Casual	Student	Manufactured	Other	
1980	20	2,445	589	724	1,003	161,596,678
1985	28	3,385	705	1,183	792	178,609,601
1990	28	3,142	643	967	2,017	301,718,937
1995	28	3,839	563	1,741	646	363,186,808
2000	26	3,438	417	2,156	934	414,134,361
2005	30	5,097	300	2,399	910	834,159,122
2007	24	4,659	152	2,585	939	939,112,373
2008	23	3,369	103	1,655	909	598,373,317
2009	21	3,553	131	1,404	1,451	...
2010	20	3,628	115	1,809	1,612	903,128,141
2011	20	3,312	84	1,734	1,637	980,723,266
2012	21	3,404	113	2,145	1,311	833,237,702
2013	21	3,477	106	2,216	1,340	742,135,011
2014	22	3,750	96	2,358	1,368	715,168,269
2015	19	3,223	85	136	106	2,277	915	616,095,098

US\$

PUBLISHING Table 12

Year	Publishing Houses and Branches	Publishing House and Branch Employees	Sales	Periodicals	Baptisms*	Literature Evangelists		
						Full-time	Part-time	Student
1850	1
1880	4	128	40,000	10
1900	13	600	250,000	96	...	2,332 **
1920	45	1,125	5,682,972	144	...	3,062 **
1940	83	1,255	4,324,907	329	...	3,793 **
1950	43	1,668	12,602,590	317	...	4,757 **
1960	42	2,057	23,543,133	293	...	5,275 **
1970	48	2,379	46,882,360	279	...	6,754 **
1980	50	2,513	134,693,433	370	19,992	11,043	3,145	6,514
1990	58	2,293	106,422,910	582	39,295	21,779	4,213	4,253
2000	56	2,027	102,041,495	307	69,724	15,850	5,371	4,091
2010	63	2,133	194,638,728	447	57,429	14,560	13,054	19,940
2012	63	2,150	206,553,821	579	67,577	13,543	14,367	21,161
2013	63	2,248	203,090,636	393	76,206	13,452	14,948	21,541
2014	62	2,016	186,663,674	365	82,799	13,584	15,379	20,618
2015	61	2,027	174,082,139	356	69,611	13,540	12,975	19,797

Note—Beginning with 1987, publishing houses and branches were asked to report wholesale rather than retail sales.

*Persons baptized as a direct result of outreach by literature evangelists.

**Includes full-time, part-time, and student literature evangelists.

WOMEN'S MINISTRIES Table 13

Year	Baptisms	Reclaimed Members	Series of Evangelistic Meetings	Training Seminars	Other Meetings	Retreats/ Con-gresses	SDA Women Attending	Non-SDA Women Attending	Scholarships Awarded
1992	5,228	1,120	8,083	1,797	5,572	748	50,368	9,090	...
1993	8,449	18,091	1,555	1,818	14,826	1,152	116,061	9,415	1
1995	12,601	7,627	5,130	3,535	16,428	7,699	347,598	37,433	75
1998	77,971	14,856	25,822	14,871	64,235	13,391	633,664	63,341	78
2000	101,046	30,846	38,468	19,168	104,652	29,751	529,460	74,547	75
2005	133,431	29,083	93,754	29,418	151,201	18,214	1,110,144	144,038	141
2008	125,674	32,461	59,018	54,064	139,631	18,144	1,134,166	109,177	112
2009	127,545	28,849	66,200	53,137	184,420	24,870	1,748,297	145,661	135
2010	125,053	33,598	69,232	54,748	165,532	21,187	1,863,324	131,232	323
2011	118,030	29,252	28,445	56,351	134,259	32,162	2,351,283	119,377	290
2012	129,320	63,180	59,605	46,979	131,258	25,334	696,462	100,933	178
2013	111,772	48,462	50,420	51,984	132,550	31,622	1,270,125	101,912	464
2014	109,729	55,230	97,417	96,344	259,870	27,292	1,380,312	106,855	271
2015	139,354	63,733	74,651	84,122	115,032	35,441	1,345,494	120,214	384

Baptisms: Persons baptized as a direct result of ministry by women.

Other Meetings: Prayer breakfasts, women's seminars, support groups, Bible studies, prayer ministries, etc.

Retreats/Congresses: Women's weekend or full day retreats or congresses.

Scholarships Awarded: Scholarships awarded from the General Conference Women's Ministries Scholarship Fund.

YOUTH MINISTRIES Table 14

Year	AY Societies	AY Membership	Ambassador Clubs	Ambassador Membership	Pathfinder Clubs	Pathfinder Membership	Adventurer Clubs	Adventurer Membership
1910	647	12,408
1920	2,030	41,916
1930	3,825	84,823
1940	6,622	148,698
1950	10,892	268,354
1960	14,064	449,996
1970	19,107	630,827	2,768	58,371
1980	25,100	1,044,947	7,203	161,402
1990	39,547	1,916,652	11,425	378,538
2000	52,691	2,782,940	22,830	634,516
2010	72,228	3,139,508	10,902	133,287	37,864	1,448,016	25,923	1,484,046
2011	68,557	2,773,989	12,473	195,061	35,812	1,352,920	26,454	1,433,040
2012	69,143	2,552,048	13,817	298,853	37,537	1,341,987	27,280	1,405,204
2013	73,535	2,572,572	18,224	318,948	34,533	1,570,459	24,155	1,375,921
2014	85,631	2,699,897	18,167	230,247	36,295	1,532,553	27,692	1,362,272
2015	72,125	2,446,228	17,334	392,403	38,743	1,491,483	28,376	1,205,910

CHILDREN'S MINISTRIES

Table 15

Year	Children in Congregations (Under Age 15)	Congregations with Children's Ministries' Coordinator *	Vacation Bible Schools (VBS)	VBS Attendance		Evangelistic Outreach Programs for Children	Leader-Teacher Training Events	Children Baptized (Under Age 15)	Congregations with Baptismal Classes*	Service Opportunities/Community Outreach in which Children Participated	Congregations that Implement the Kids in Discipleship Initiative
				SDA Families	Non-SDA Families						
1996	6,492	57,134	36,529	9,887	17,341	8,366
1997	8,032	95,353	66,263	10,595	3,716	8,100
1998	8,853	91,537	58,523	10,823	3,726	12,044
1999	9,838	155,025	95,015	10,367	6,208	22,871
2000	16,437	160,525	111,551	11,872	5,154	24,669
2005	...	37,176	29,104	968,732	573,905	78,387	42,190	113,849	23,311	137,288	...
2010	1,118,528	68,920	22,972	439,426	249,235	126,357	35,884	138,044	53,553	72,009	...
2011	1,589,291	60,550	23,051	216,995	186,612	109,938	41,015	110,208	25,846	34,686	244
2012	1,884,643	96,656	22,629	349,000	238,235	138,630	37,533	122,043	38,523	136,413	1,148
2013	2,396,003	74,764	18,106	237,772	175,390	90,328	22,260	108,965	26,066	189,501	2,379
2014	1,796,724	57,469	24,163	235,952	180,273	93,770	48,354	126,563	21,729	111,935	3,828
2015	1,144,626	58,151	17,143	228,044	188,895	75,674	49,055	133,257	18,539	113,028	4,037

*Beginning with 2006, the heading "Churches" changed to "Congregations." Congregations are officially organized churches and companies. Evangelistic Outreach Programs: e.g. Branch Sabbath Schools.

HEALTHCARE INSTITUTIONS

Table 16

Year	Institutions			Total Employees
	Hospitals and Sanitariums	Clinics and Dispensaries	Nrsg Homes, Retirement Centers, Orphanages, Children's Homes	
1880	2	165
1920	33	8	...	2,225
1940	90	68	...	6,184
1960	108	102	30	13,429
1980	153	266	80	54,941
1990	154	322	71	57,411
2000	174	393	158	85,307
2005	167	449	159	90,978
2009	167	351	174	109,776
2010	173	216	168	112,578
2011	172	238	169	107,260
2012	175	269	170	114,857
2013	173	294	160	121,440
2014	175	385	169	122,795
2015	180	441	142	123,123

COUNT OF UNIONS, CONFERENCES, AND LOCAL FIELDS

Table 17

DIVISION	Union Conferences	Union Missions	Union of Churches Conferences	Union of Churches Missions	Local Conferences	Local Missions
East-Central Africa	3	8	20	40
Euro-Asia	2	4	2	1	17	15
Inter-American	11	12	...	1	93	36
Inter-European	6	...	5	...	21	...
North American	9	57	2
Northern Asia-Pacific	2	1	9	3
South American	4	10	...	2	50	30
South Pacific	2	2	12	18
Southern Africa-Indian Ocean	7	3	23	19
Southern Asia	...	7	8	35
Southern Asia-Pacific	4	5	15	42
Trans-European	8	...	3	...	19	6
West-Central Africa	4	6	42	19
Attached to General Conf	...	1	4
World Total 2015	62	59	10	4	386	269
World Total 2014	60	58	10	4	362*	270
Group Totals 2015	...	135	655	...
Group Totals 2014*	...	132	632	...

*Revised.

BROADCAST MINISTRIES

Table 18

Year	AM/FM and Internet Radio Stations Owned and Operated by SDA Church		No. of Hours Broadcast Annually "Purchased" on Other Radio Stations	TV Channels (Including Internet) Owned and Operated by SDA Church		No. of Hours Broadcast Annually "Purchased" on Other TV Stations	Media Centers /Production Studios					Adventist World Radio (AWR)					
	No. of Radio Stations	No. of Hours Broadcast Annually (SDA owned)		No. of TV Stations/Channels	No. of Hours Broadcast Annually (SDA Owned)		No. of Media Centers/Production Studios	No. of Languages Produced	Radio Programs: No. of Hours Produced Annually	No. of Audio Podcasts Published on the Internet Annually	TV Programs: No. of Hours Produced Annually	No. of TV Podcasts Published on the Internet Annually	No. of Broadcast Languages	No. Hours Broadcast Annually	No. of Radio Programs Produced Annually	No. of Podcast Subscribers at End of Year (Dec. 31)	No. of Audio Podcast Downloads
1960	1,389*	184*	
1970	4,476*	435*	
1980	3,328	343	
1990	1,227	143	
2000	3,456	4,372*	
2010	710	775	70	36,297	19,674	
2012	455	2,064,957	30,335	118**	508,216	11,256	196	219	115,340	67,969	18,476	42,640	71	47,402	22,183	1,761,629	350+ million
2013	689	4,127,196	215,236	119	525,968	298,898	181	239	550,644	113,385	49,226	52,364	77	47,038	23,016	4,182,237+	...
2014	853	5,150,240	114,384	441	561,263	36,052	166	229	215,824	70,491	54,961	42,048	78	65,082	25,064	9,393,423+	1.16 billion
2015	1,066	4,068,032	489,851	484	469,851	91,829	160	245	242,508	47,894	48,470	23,241	83	92,671	24,660	12+ million	4.4 billion

*Includes number of broadcasts per week. **Revised. Note—NAD did not report in 2010. +As of October 31.

STATISTICAL REPORT

SABBATH SCHOOL AND PERSONAL MINISTRIES

Table 19

Year	Bible School Enrollments	Bible School Graduates	Lay Crusades/ Seminars	Lay Bible Studies	Baptisms*	Pieces of Literature Distributed	Community Services Units	Ingathering Funds	Sabbath Schools +	Sabbath School Attendance ++	Percent of Church Membership	Investment Offerings	Sabbath School Mission Offerings	SS Mission Offerings as Percent of Tithe	
1880	451	11,821	75.92%	...	2,784	4.50%	
1890	1,414	33,783	113.71%	...	28,643	12.71%	
1900	2,334	50,804	67.05%	...	46,794	9.17%	
1910	96,964**	4,151	101,161	96.78%	...	138,038	10.31%	
1920	19,683	686,700	6,151	195,663	105.51%	...	1,441,962	20.04%	
1930	28,536	1,290,854	9,966	382,743	121.79%	67,367	1,870,343	30.02%	
1940	36,289	1,326,120	14,817	618,507	122.54%	108,350	1,765,277	21.87%	
1950	68,510	4,125,463	16,694	952,229	125.82%	401,419	4,828,091	17.41%	
1960	277,344	92,142	90,404	7,274,440	22,617	1,682,983	135.17%	786,242	8,162,705	13.80%	
1970	486,235	161,467	157,766	10,598,152	30,601	2,607,713	127.09%	2,255,554	14,420,872	11.63%	
1980	700,777	314,146	52,877	9,184,988	193,783	16,356,170	41,906	4,144,386	119.07%	4,704,254	34,564,983	8.67%	
1990	290,736	166,527	141,239	11,586,376	215,407	32,271,391	16,698	15,616,983	76,323	8,011,268	119.66%	4,640,765	40,388,328	6.12%	
2000	1,092,963	481,160	202,263	9,308,661	486,378	74,023,800	135,787	9,622,709	120,865	14,513,424	124.18%	4,405,364	44,986,478	4.11%	
2010	584,728	198,034	251,691	5,558,014	514,734	59,354,723	116,966	11,067,178	140,694	19,368,905	114.45%	4,141,977	61,362,489	3.01%	
2012	545,374	122,163	1,198,968	6,759,370	716,162	66,928,668	219,649	9,189,884	...	5,196,104	...	4,834,108	73,275,709	3.17%	
2013	554,300	199,392	1,587,088	5,871,683	761,990	60,113,539	236,503	9,394,607	...	6,164,226	...	5,747,395	70,812,141	2.95%	
2014	516,744	202,583	1,248,267	5,418,741	851,992	49,165,057	165,902	9,630,606	...	6,342,650	...	6,663,469	71,553,835	2.91%	
2015	793,709	261,479	107,375	3,547,699	746,540	48,125,407	186,565	8,550,494	...	6,253,993	...	6,465,881	76,016,330	3.32%	
Total Ingathering Funds 1908-2015									US \$ 751,808,982						

*Persons baptized as a direct result of outreach by lay members. **1908-1910. +Beginning with 2011, number of Sabbath Schools are no longer collected. ++In 2012, Sabbath School Membership was changed to Sabbath School Attendance. Since that time the reporting has been incomplete.

EDUCATION

Table 20

Year	Tertiary Institutions			Worker Training Institutions			Secondary Schools			Primary Schools		
	Institutions	Teachers	Enrollment	Institutions	Teachers	Enrollment	Schools	Teachers	Enrollment	Schools*	Teachers	Enrollment*
1880	1	14	52	5	353	2	3	99
1900	8	100	1,590	18	134	810	220	250	5,000
1920	19	1,020 +	1,616	40	...	7,924	966	1,273	28,555
1930	31	1,794 +	4,124	70	...	10,524	2,077	2,547	78,533
1940	35	2,782 +	6,989	90	...	12,196	2,752	3,752	107,576
1950	47	3,881 +	15,502	126	...	20,382	4,277	6,108	187,922
1960	51	1,305	16,513	309	3,456	43,041	4,463	8,437	235,887
1970	77	1,917	24,540	398	4,392	60,952	4,045	10,235	286,600
1980	76	3,619	32,882	806 +	6,156 +	111,927 +	4,127	16,079	494,488
1990	76	3,407	42,562	32	...	2,913	887	10,662 +	150,540	4,267	27,259	540,647
2000	94	4,648	65,589	35	419	8,868	1,126	17,492	257,937	4,809	33,367	732,698
2010	111	11,289	131,516	59	694	8,862	1,823	30,805	494,324	5,813	44,057	1,034,052
2012	113	11,906	136,711	46	581	7,454	1,959	31,251	522,596	5,714	49,910	1,147,830
2013	114	12,540	134,091	44	447	5,545	2,040	33,939	581,173	5,371	46,981	1,086,884
2014	115	12,839	147,123	49	500	5,922	2,286	32,070	566,301	5,332	50,330	1,145,006
2015	114	13,561	142,530	53	541	7,596	2,326	36,711	583,946	5,705	51,965	1,188,910

*Prior to 1996, figures were based on Department of Education and conference or mission secretaries' reports. +Separate figures for tertiary institutions, worker training institutions, and secondary schools were not available.

MISSIONARIES

Table 21

Year	New Missionary Arrivals*						Missionaries Currently Serving						IDE Permanent Returnees ****
	IDE Appointees **	IDE Unassigned Spouses	Adventist Volunteer Service***	Global Mission Pioneers+	Other Missionaries ++	Total	IDEs ***	IDE Unassigned Spouses	Adventist Volunteer Service***	Global Mission Pioneers+	Other Missionaries ++	Total	
1958	266	266	266	...
1960	270	270	...	3	273	...
1970	470	470	...	125	595	...
1980	356	356	1,388	763	2,151	326
1990	369	369	1,089	1,087	2,176	279
2000	169	...	518	687	1,138	1,526	2,664	135
2005	116	980	1,589	143
2010	107	...	719	98	...	924	860	1,358	1,142	3,360	109
2012	92	...	526	366	...	984	839	1,222	1,421	3,482	110
2013	92	15	528	801	764	2,200	781	160	1,101	1,894	1,750	5,686	72
2014	69	17	438	414	476	1,414	753	111	1,019	1,733	2,203	5,819	90
2015	60	16	456	1,074	500	2,106	801	110	963	2,302	1,507	5,683	63

*Includes intradivision (where divisions have defined mission territories) and interdivision arrivals. **New IDEs and spouses employed this year. Until 2013, unassigned spouses were also included in this column. ***Adventist Youth Services are included. ****Initial Permanent Returnees only. +Global Mission Pioneers remain in their own country. ++Other Missionaries include: Tentmakers, Waldensian Students, Contract Workers (working in a foreign country, but not IDEs), 1000 Missionary Movement Workers, Pioneer Missionary Movement Workers, Intra-Division/Inter-Union Workers (if not in home country), Intra-Union Workers (if not in home country), and One Year of Mission Workers. +++IDEs and spouses currently employed. Until 2013, unassigned spouses were also included in this count.

DENOMINATIONALLY EMPLOYED WORKERS CLASSIFIED BY TYPE OF EMPLOYMENT 2015

Table 22

Organization	General Employees															Institutional Employees					
	Evangelistic and Pastoral Employees						Administrative, Promotional, Office, and Miscellaneous Employees					Primary School Teachers			Bible Instructors		Tertiary Inst., Worker Training Inst., and Secondary School Teachers				
	Ordained		Licensed		Other		Ordained		Other			FT	PT	C	FT	PT	FT	PT	FT	PT	C
	FT	PT	FT	PT	FT	PT	FT	PT	C												
General Conference	94	...	1,697	122	15	20	723	49	1		
East-Central Africa	1,591	...	734	...	166	58	118	...	3,008	311	232	970	10	197	15	48	1,323	68	59		
Euro-Asia	507	...	443	...	50	31	130	...	479	298	21	7	4	...	72		
Inter-American	1,630	...	1,182	...	809	...	533	...	2,834	98	6	3,033	29	1	202	...	3,980	347	5		
Inter-European	581	...	188	5	152	9	370	...	649	144	44	98	9	9	8	5	234	36	25		
North American	2,893	61	561	59	657	314	437	6	2,577	2,604	2,406	3,024	478	226	52	56	1,949	266	368		
Northern Asia-Pacific	838	1	144	2	4,339	1	60	...	208	26	...	245	14	931	47	8		
South American	2,214	...	1,002	...	753	...	761	...	9,570	9,576	526	...	6,099		
South Pacific	640	7	453	1	226	27	128	...	980	254	254	1,853	206	251	19	26	1,063	197	204		
Southern Africa-Indian Ocean	796	...	490	...	105	1	273	...	1,557	202	40	305	16	...	9	4	380	5	...		
Southern Asia	395	...	93	...	418	...	131	...	675	31	...	611	203	...	2,663		
Southern Asia-Pacific	1,301	...	771	37	269	17	330	...	1,832	19	29	3,464	104	107	149	...	2,147	55	16		
Trans-European	317	8	90	6	128	32	89	...	307	136	16	42	24	1	20	6	82	46	2		
West-Central Africa	660	...	400	2	389	5	173	...	623	84	75	523	201	66	86	...	2,448	1	206		
Attd: Middle East and North Africa Union	19	...	18	...	35	5	13	...	38	13	...	16	3	25	7	...		
Attd: Israel Field	5	...	2	3		
World Totals 2015	14,387	77	6,571	112	8,496	500	3,640	6	27,037	4,342	3,138	23,787	1,094	858	1,293	145	24,119	1,124	894		
World Totals 2014	14,078	84	6,657	61	7,154	961	3,554	12	24,777	3,747	2,255	23,637	1,906	870	1,235	273	21,095	1,855	818		

*Employees of Adventist Risk Management, Incorporated.

Literature Evangelists in this table are credentialed and licensed, interns, and part time.

DENOMINATIONALLY EMPLOYED WORKERS CLASSIFIED BY CREDENTIALS CARRIED 2015

Table 23

Organization	Ministerial Credential			Commissioned Minister Credential		Commissioned Ministry of Teaching Credential		Administrative Ministries Credential		Missionary Credential			Ministerial License	
	Active		Honorary/ Emeritus	FT	PT	FT	PT	FT	PT	Active		Honorary/ Emeritus	FT	PT
	FT	PT								FT	PT			
General Conference	181	...	97	14	13	370	...	224	...	1,379	13	...	3	...
East-Central Africa	1,731	...	1,111	391	...	1,250	...	144	...	1,533	904	...
Euro-Asia	661	...	224	23	...	91	24	163	11	325	485	1
Inter-American	2,295	...	653	71	...	1,223	...	125	...	3,413	6	362	1,406	...
Inter-European	984	1	592	74	2	116	7	47	2	547	29	90	227	8
North American	3,524	69	1,786	251	11	2,567	39	497	27	2,397	112	138	658	89
Northern Asia-Pacific	1,073	4	213	1	...	124	...	14	...	824	1	145	166	2
South American	3,216	...	407	1,402	...	159	1,249	...
South Pacific	812	10	437	88	2	1,521	128	142	6	392	59	...	535	3
Southern Africa-Indian Ocean	1,106	...	462	62	...	371	...	60	...	1,313	2	...	508	...
Southern Asia	535	...	219	11	...	133	283	139	...
Southern Asia-Pacific	1,733	...	265	2	6,463	8	...	853	37
Trans-European	419	8	388	36	7	41	21	38	2	147	51	98	99	6
West-Central Africa	893	1	...	48	...	403	...	62	2	1,027	54	...	504	73
Attd: Middle East and North Africa Union	40	...	7	18	3	17	...	43	9	...	22	2
Attd: Israel Field	5	2	2	...
World Totals 2015	19,208	93	6,861	1,049	35	8,160	198	1,461	63	21,328	355	1,317	7,760	221
World Totals 2014	18,913	107	6,472	1,087	17	8,340	163	1,410	19	20,926	157	914	7,926	73

STATISTICAL REPORT

DENOMINATIONALLY EMPLOYED WORKERS CLASSIFIED BY TYPE OF EMPLOYMENT 2015 (CONT'D)

Institutional Employees (Cont'd)																		Total Active Employees				All Literature Evangelists		
Others in Educational Institutions			Food Industry Employees			Hospital and Sanitarium Employees			Others in Healthcare Institutions			Media Center Employees			Publishing House and Branch Employees			Other Institutional Employees*		All Full Time Employees	All Part Time Employees		All Casual Employees	Total Active Employees
FT	PT	C	FT	PT	C	FT	PT	C	FT	PT	C	FT	PT	C	FT	PT	C	FT	PT					
3,997	324	697	7,098	825	163	27	28	3	...	98	4	13,782	1,327	876	15,985	...
438	57	8	402	28	61	87	57	...	67	16	22	86	...	60	9,005	653	639	10,297	5,294
74	20	4	3	121	8	...	75	6	1,969	363	21	2,353	1,255
1,357	8	1	1,068	85	...	2,283	114	10	134	126	267	19,438	681	23	20,142	1,371
28	18	2	92	75	91	313	13	85	3	7	65	13	13	2,716	555	113	3,384	240
2,494	880	512	92,366	3,213	126	7	...	150	30	28	110,499	4,761	3,540	118,800	83
544	49	...	345	41	...	4,145	208	307	456	460	7	30	2	...	77	12,362	851	322	13,535	334
11,125	1,662	6,424	214	571	752	31	...	51,280	51,280	2,252
225	175	172	937	253	214	51	1,021	1,703	1,086	55	11	3	26	4	9	7,677	2,864	2,193	12,734	423
864	90	6	624	493	3	...	32	...	2	97	6,025	321	48	6,394	3,915
673	722	95	19	43	6,741	31	...	6,772	547
519	17	12	4,989	418	262	39	1	11	27	242	...	1	16,079	668	438	17,185	5,137
49	18	45	6	13	22	4	...	13	4	2	55	3	...	3	2	1,262	295	34	1,591	250
107	155	123	20	1	28	5,599	413	364	6,376	1,161
40	4	...	39	8	251	32	...	283	2
...	10	10	...
22,534	1,660	1,410	4,143	379	214	119,383	1,722	836	5,895	2,541	1,117	1,281	51	36	1,991	59	111	132	6	264,695	13,815	8,611	287,121	22,264
24,140	1,999	2,524	3,989	325	163	107,006	3,093	1,888	10,886	4,720	362	1,154	76	41	1,957	74	65	112	1	251,431	19,187	8,986	279,604	21,306

DENOMINATIONALLY EMPLOYED WORKERS CLASSIFIED BY CREDENTIALS CARRIED 2015 (CONT'D)

Commissioned Minister License		Commissioned Ministry of Teaching License		Administrative Ministries License		Missionary License		All Other Employees (Employees with no credential or license)			Total Active Employees			All Active Employees	Literature Evangelists Cred. and License	Honorary/ Emeritus Credential
FT	PT	FT	PT	FT	PT	FT	PT	FT	PT	Casual	FT	PT	Casual			
3	...	23	...	18	...	276	...	11,291	1,301	876	13,782	1,327	876	15,985	...	100
151	...	890	...	176	...	648	...	1,187	653	639	9,005	653	639	10,297	1,487	1,157
...	...	38	...	33	19	105	33	370	275	21	1,969	363	21	2,353	169	565
22	1	512	4	16	7	1,928	4	8,427	659	23	19,438	681	23	20,142	376	1,141
43	10	49	13	4	...	223	17	402	466	113	2,716	555	113	3,384	111	728
72	15	878	37	67	...	1,116	184	98,472	4,178	3,540	110,499	4,761	3,540	118,800	38	2,153
...	...	26	...	5	1	5,674	2	4,455	841	322	12,362	851	322	13,535	53	368
...	1,028	...	44,385	51,280	51,280	339	621
76	13	844	98	25	14	773	50	2,469	2,481	2,193	7,677	2,864	2,193	12,734	183	439
44	4	206	...	27	1	738	...	1,590	314	48	6,025	321	48	6,394	937	463
1	...	439	2,395	...	2,805	31	...	6,741	31	...	6,772	165	219
...	2,172	25	4,856	598	438	16,079	668	438	17,185	766	265
33	7	1	2	11	2	96	51	341	138	34	1,262	295	34	1,591	2	512
142	...	165	...	10	...	652	21	1,693	262	364	5,599	413	364	6,376	584	...
1	...	3	1	2	...	11	3	94	14	...	251	32	...	283	...	7
...	1	10	10
588	50	4,074	155	394	44	17,836	390	182,837	12,211	8,611	264,695	13,815	8,611	287,121	5,210	8,738
577	44	4,377	104	467	14	18,125	183	169,283	18,306	8,986	251,431	19,187	8,986	279,604	4,463	8,058

1 Conference or Mission	Churches, Companies, and Church Membership														
	2a	2b	3a	3b	4a	4b	4c	4d	5a	5b	5c	5d	5e	6	16
	Churches	Companies	Church Attendance Average	Church Membership at Beginning of Year	Members Added				Members Subtracted					Church Membership at End of Year	Sabbath School Attendance Average
Baptisms					Professions of Faith	Letters Received	Adjustments	Letters Granted	Deaths	Dropped	Missing	Adjustments			

EAST-CENTRAL AFRICA DIVISION

1 BURUNDI UNION MISSION
2 East Burundi Field	100	125	20,192	16,306	1,395	83	182	...	268	22	171	50	...	17,455	20,284
3 North Burundi Field	97	112	23,061	23,134	2,461	29	92	...	96	50	257	154	...	25,159	24,513
4 West Burundi Field	228	191	78,787	79,551	9,090	218	889	...	750	170	796	173	...	87,859	79,380
Totals	425	428	122,040	118,991	12,946	330	1,163	...	1,114	242	1,224	377	...	130,473	124,177
5 EAST CONGO UNION MISSION
6 East Katanga Mission	50	65	11,377	11,680	754	156	44	66	13	...	12,155	25,248
7 Maniema Mission	25	33	9,118	6,588	576	9	29	...	72	67	44	65	...	6,954	8,846
8 North Katanga Field	50	60	13,492	13,277	1,022	8	18	...	141	122	71	29	...	13,962	10,491
9 South Katanga Field	103	216	32,299	35,168	3,527	18	11	...	85	90	132	53	...	38,364	37,351
10 West Katanga Field	21	36	6,536	7,888	1,143	35	33	...	35	18	15	13	...	9,018	29,291
Totals	249	410	72,821	74,601	7,022	70	91	...	489	341	328	173	...	80,453	111,226
11 EAST KENYA UNION CONFERENCE
12 Central Kenya Conference	1,040	908	117,728	112,569	8,092	150	1,744	...	1,797	219	933	1,559	...	118,047	103,917
13 Central Rift Valley Conference	502	292	47,285	47,019	2,873	76	411	...	398	66	269	336	...	49,310	35,211
14 Kenya Coast Field	183	310	11,215	21,729	2,129	2	124	...	14	5	27	8	...	23,930	15,940
15 Nyamira Conference	599	205	98,923	125,898	10,345	298	2,504	...	2,812	492	2,530	907	...	132,304	40,445
16 South Kenya Conference	826	229	129,991	170,003	7,839	154	92	...	297	564	1,887	1,698	...	173,642	142,199
Totals	3,150	1,944	405,141	477,218	31,278	680	4,875	...	5,318	1,346	5,646	4,508	...	497,233	337,711
17 ETHIOPIAN UNION MISSION
18 Central Ethiopia Field	76	60	7,768	8,995	706	14	43	...	14	35	25	14	...	9,670	7,461
19 Northwest Ethiopia Field	17	5	2,072	2,317	120	1	5	2,433	2,026
20 South East Ethiopia Field	70	41	9,153	11,172	1,315	65	12	12,410	9,902
21 South Ethiopia Field	358	136	41,887	60,574	3,271	154	66	...	56	199	193	43	...	63,574	30,718
22 South West Ethiopia Field	89	63	17,132	16,692	1,230	1,194	4	61	59	668	...	18,324	17,437
23 West Ethiopia Conference	333	72	76,202	69,203	4,381	91	48	...	27	226	...	41	...	73,429	75,025
24 Tigray Attached Mission	1	5	163	393	16	409	97
Totals	944	382	154,376	169,346	11,039	260	157	1,194	101	591	289	766	...	180,249	142,665
25 NORTH EAST CONGO UNION MISSION
26 Central Kivu Association	433	146	43,316	74,343	8,663	55	491	...	786	237	789	140	...	81,600	55,393
27 Kibali Ituri Mission	63	156	7,381	8,578	534	...	48	...	8	3	20	24	...	9,105	7,898
28 North Kivu Association	297	147	49,029	45,950	4,334	24	602	...	919	151	745	139	...	48,956	46,462
29 South Kivu Field	196	75	23,114	25,163	3,137	12	115	...	230	69	367	36	10	27,715	22,203
30 Upper Congo Field	100	149	12,855	15,797	1,299	19	351	138	262	102	75	105	...	17,060	14,101
Totals	1,089	673	135,694	169,831	17,967	110	1,607	138	2,205	562	1,996	444	10	184,436	146,055
31 NORTHERN TANZANIA UNION CONF
32 Mara Conference	412	295	24,438	138,557	9,076	53	824	90	956	517	749	311	12	146,055	24,987
33 North-East Tanzania Conference	409	235	48,597	64,772	7,082	90	1,191	61	1,790	205	523	8	106	70,564	47,439
34 South Nyanza Conference	737	591	101,701	129,230	19,893	91	1,751	147	2,094	440	785	8	...	147,785	86,638
35 West Tanzania Conference	426	376	46,933	59,497	7,207	161	952	18	764	123	382	56	...	66,510	41,568
Totals	1,984	1,497	221,668	392,056	43,258	395	4,718	316	5,604	1,285	2,439	383	118	430,914	200,631
36 RWANDA UNION MISSION
37 Central Rwanda Field	250	51	66,497	105,846	13,382	11	30	...	32	21	23	119,193	73,235
38 East Central Rwanda Conference	201	118	73,974	119,151	19,274	77	939	...	12,762	89	90	68	...	126,432	71,281
39 East Rwanda Field	278	239	90,160	120,687	28,427	27	634	...	315	89	6	149,365	94,505
40 North Rwanda Conference	283	74	84,199	90,027	14,205	...	12,504	...	297	173	139	19	3	116,105	82,648
41 North-West Rwanda Field	221	61	59,099	79,917	12,487	4	106	1	180	175	59	...	4	92,097	58,873
42 South Rwanda Field	244	77	46,706	89,885	13,878	14	86	...	31	28	32	8	...	103,764	46,100
43 West Rwanda Field	309	79	59,417	81,873	13,439	4	414	...	439	98	76	25	...	95,092	55,647
Totals	1,786	699	480,050	687,386	115,092	137	14,713	1	14,056	673	425	120	7	802,048	482,287
44 SOUTHERN TANZANIA UNION MISSION
45 East-Central Tanzania Conference	251	265	21,922	43,313	5,900	113	2,178	...	1,556	119	467	267	...	49,095	23,376
46 South-East Tanzania Conference	153	121	19,303	31,192	5,883	486	1,263	...	1,282	80	235	5	...	37,222	19,688
47 Southern Highlands Conference	444	491	56,166	48,035	4,661	187	5,373	...	5,893	185	666	172	...	51,340	57,127
Totals	848	877	97,391	122,540	16,444	786	8,814	...	8,731	384	1,368	444	...	137,657	100,190
48 UGANDA UNION MISSION
49 Central Uganda Conference	344	756	155,450	176,286	14,771	4	81	...	9	45	4	191,084	155,450
50 Eastern Uganda Field	162	420	18,020	24,659	1,069	2	51	...	83	53	27	1	...	25,617	7,661
51 Northern Uganda Field	71	176	6,840	18,223	1,732	...	1	...	7	20	12	19,917	11,517
52 Rwenzori Field	209	244	5,219	32,687	2,154	11	159	...	202	115	137	34,557	7,083
53 Southwestern Uganda Field	102	253	3,128	21,432	1,714	87	59	...	75	46	17	23,154	6,450
54 Western Uganda Field	141	286	16,363	18,268	2,137	...	38	...	15	10	5	26	...	20,387	17,038
Totals	1,029	2,135	205,019	291,555	23,577	104	389	...	391	289	202	27	...	314,716	205,198

STATISTICAL REPORT FOR 2016

Conference or Mission	Churches, Companies, and Church Membership														
1	2a	2b	3a	3b	4a	4b	4c	4d	5a	5b	5c	5d	5e	6	16
Conference or Mission	Churches	Companies	Church Attendance Average	Church Membership at Beginning of Year	Members Added				Members Subtracted					Church Membership at End of Year	Sabbath School Attendance Average
					Baptisms	Professions of Faith	Letters Received	Adjustments	Letters Granted	Deaths	Dropped	Missing	Adjustments		

EAST-CENTRAL AFRICA DIVISION (CONT'D)

55 WEST CONGO UNION MISSION.....
56 Central Kasai Field	336	214	144,080	143,313	2,767	3	10	...	163	200	448	886	...	144,396	145,421
57 Congo Equatorial Field	7	23	1,807	1,965	147	4	3	6	13	...	2,086	1,456
58 East Kasai Field	63	75	12,476	17,571	1,291	...	2	...	258	28	269	214	...	18,095	24,927
59 Lower Congo Field	6	26	376	2,867	257	2	2	11	16	9	...	3,088	440
60 West Congo Field	34	72	3,799	19,166	1,750	2	6	...	10	21	54	22	...	20,817	2,726
61 West Kasai Field	291	198	79,729	121,097	5,426	46	31	...	5	7	14	24	...	126,550	82,069
Totals	737	608	242,266	305,979	11,638	53	49	...	442	270	807	1,168	...	315,032	257,038
62 WEST KENYA UNION CONFERENCE
63 Central Nyanza Conference	337	172	26,388	58,327	5,080	...	1,275	...	1,473	193	8	...	5,322	57,686	16,314
64 Greater Rift Valley Conference	472	480	65,368	55,710	9,601	643	5,660	...	9,827	116	807	2,032	...	58,832	54,924
65 Kenya Lake Conference	698	186	56,196	91,429	9,392	69	60	2,495	75	173	158	100	15,794	87,145	28,631
66 North West Kenya Conference	440	538	23,879	37,346	5,643	362	1,696	583	4,778	151	724	698	...	39,279	17,723
67 Ranen Conference	854	322	56,489	146,266	11,513	68	475	...	773	316	593	276	...	156,364	45,653
Totals	2,801	1,698	228,319	389,078	41,229	1,142	9,166	3,078	16,926	949	2,290	3,106	21,116	399,306	163,244
68 ATTACHED FIELDS															
69 Eritrea Mission Field	3	12	...	526	526	...
70 SOUTH SUDAN ATTACHED TERRITORY...															
71 Greater Bahr el Ghazal Field	12	34	7,447	5,769	534	3	6,300	8,329
72 Greater Equatoria Field	30	82	11,906	12,480	1,306	...	2	8	13,780	11,942
73 Greater Upper Nile Field	17	52	9,884	8,098	1,241	9,339	9,553
Totals	59	168	29,236	26,347	3,081	...	2	11	29,419	29,823
Attached Fields Totals	62	180	29,236	26,873	3,081	...	2	11	29,945	29,823
74 EAST-CENTRAL AFRICA DIVISION
75 Burundi Union Mission	425	428	122,040	118,991	12,946	330	1,163	...	1,114	242	1,224	377	...	130,473	124,177
76 East Congo Union Mission	249	410	72,821	74,601	7,022	70	91	...	489	341	328	173	...	80,453	111,226
77 East Kenya Union Conference	3,150	1,944	405,141	477,218	31,278	680	4,875	...	5,318	1,346	5,646	4,508	...	497,233	337,711
78 Ethiopian Union Mission	944	382	154,376	169,346	11,039	260	157	1,194	101	591	289	766	...	180,249	142,665
79 North East Congo Union Mission	1,089	673	135,694	169,831	17,967	110	1,607	138	2,205	562	1,996	444	10	184,436	146,055
80 Northern Tanzania Union Conference	1,984	1,497	221,668	392,056	43,258	395	4,718	316	5,604	1,285	2,439	383	118	430,914	200,631
81 Rwanda Union Mission	1,786	699	480,050	687,386	115,092	137	14,713	1	14,056	673	425	120	7	802,048	482,287
82 Southern Tanzania Union Mission	848	877	97,391	122,540	16,444	786	8,814	...	8,731	384	1,368	444	...	137,657	100,190
83 Uganda Union Mission	1,029	2,135	205,019	291,555	23,577	104	389	...	391	289	202	27	...	314,716	205,198
84 West Congo Union Mission	737	608	242,266	305,979	11,638	53	49	...	442	270	807	1,168	...	315,032	257,038
85 West Kenya Union Conference	2,801	1,698	228,319	389,078	41,229	1,142	9,166	3,078	16,926	949	2,290	3,106	21,116	399,306	163,244
86 Attached Fields	62	180	29,236	26,873	3,081	...	2	11	29,945	29,823
DIVISION TOTALS	15,104	11,531	2,394,019	3,225,454	334,571	4,067	45,744	4,727	55,377	6,943	17,014	11,516	21,251	3,502,462	2,300,243

EURO-ASIA DIVISION

1 BELARUS UNION OF CHURCHES CONF ..	66	28	3,684	3,755	59	5	29	...	28	41	6	3,773	3,619
2 CAUCASUS UNION MISSION
3 Kubano-Chernomorskaya Conference	55	29	2,271	3,081	90	2	122	...	77	55	50	...	8	3,105	2,211
4 North Caucasus Mission	33	16	1,288	1,767	43	...	83	1	71	37	29	...	10	1,747	1,253
5 Rostov-Kalmykia Conference	41	30	1,899	2,666	51	3	87	...	83	51	52	2,621	1,880
Totals	129	75	5,457	7,514	184	5	292	1	231	143	131	...	18	7,473	5,344
6 EAST RUSSIAN UNION MISSION
7 Central Siberian Mission	29	3	1,084	1,829	40	4	48	...	41	25	16	9	...	1,830	1,043
8 East Siberian Mission	33	24	1,211	2,015	34	6	38	1	30	38	11	3	...	2,012	1,144
9 West Siberian Mission	20	11	583	1,151	23	...	23	...	10	12	1	1,174	562
Totals	82	38	2,878	4,995	97	10	109	1	81	75	28	12	...	5,016	2,748
10 FAR EASTERN UN OF CHURCHES MISS ..	48	23	1,487	2,291	60	4	41	...	61	50	53	1	...	2,231	1,437
11 MOLDOVA UNION OF CHURCHES CONF ..	141	97	6,812	9,190	251	26	342	...	443	164	136	9,066	6,904
12 SOUTHERN UNION MISSION	5	5	...
13 Kyrgyzstan Mission	12	15	422	745	13	...	45	37	36	18	47	7	28	704	416
14 Northern Kazakhstan Mission	31	10	1,044	1,561	52	...	34	...	42	25	76	15	26	1,463	1,040
15 Southern Kazakhstan Mission	15	10	687	1,087	23	4	31	16	40	16	40	9	11	1,045	675
16 Tajikistan Field	3	6	130	195	18	...	2	...	4	3	4	204	106
17 Turkmenistan Field	1	2	47	95	1	1	1	94	47
18 Uzbekistan Field	12	5	441	713	32	...	18	11	23	15	20	18	...	698	380
Totals	74	48	2,769	4,401	139	4	130	64	146	78	187	49	65	4,213	2,663
19 TRANS-CAUCASUS UNION OF CH MISS ..	33	21	855	1,735	35	2	69	2	76	23	16	...	7	1,721	827

GENERAL STATISTICS BY DIVISIONS FOR 2016

Conference or Mission	Churches, Companies, and Church Membership														
	2a	2b	3a	3b	4a	4b	4c	4d	5a	5b	5c	5d	5e	6	16
	Churches	Companies	Church Attendance Average	Church Membership at Beginning of Year	Members Added				Members Subtracted					Church Membership at End of Year	Sabbath School Attendance Average
Baptisms					Professions of Faith	Letters Received	Adjustments	Letters Granted	Deaths	Dropped	Missing	Adjustments			

EURO-ASIA DIVISION (CONT'D)

20 UKRAINIAN UNION CONFERENCE
21 Bukovinskaya Conference	131	10	5,512	7,028	137	14	134	...	148	176	62	...	8	6,919	5,246
22 Central Ukrainian Conference	88	19	3,362	4,722	125	10	154	...	177	94	158	1	...	4,581	3,213
23 Dnieper Conference	120	8	3,452	5,325	109	6	251	8	297	140	79	13	8	5,162	3,321
24 Eastern Dnieper Conference	109	71	4,226	7,128	197	9	182	7	209	144	169	...	31	6,970	3,980
25 Eastern Ukrainian Mission	65	33	1,952	3,499	163	3	48	7	134	83	61	2	12	3,428	1,911
26 Kyiv Conference	25	...	2,214	3,967	100	10	72	17	77	76	36	1	7	3,969	1,946
27 Podolsk Conference	109	50	4,352	5,944	115	9	85	...	128	115	89	5	...	5,816	4,203
28 Southern Ukrainian Conference	85	40	2,967	4,601	125	12	91	1	112	103	72	...	5	4,538	2,843
29 Western Ukrainian Conference	96	42	4,480	6,524	127	11	112	13	153	135	146	84	10	6,259	4,373
Totals	828	273	32,515	48,738	1,198	84	1,129	53	1,435	1,066	872	106	81	47,642	31,034

30 WEST RUSSIAN UNION CONFERENCE
31 Central Conference	51	45	3,016	3,574	73	5	81	...	71	59	10	3,593	3,024
32 Moscow Conference	28	3	2,309	3,321	87	8	165	...	114	54	16	10	6	3,381	2,012
33 Northwestern Conference	53	31	1,952	3,137	59	5	110	6	91	55	35	25	6	3,105	1,837
34 Southern Conference	82	91	4,407	7,100	103	12	187	...	181	103	77	12	...	7,029	4,199
35 Ural Conference	61	68	2,573	4,238	77	14	55	1	82	66	48	17	...	4,172	2,455
36 Volga Conference	52	72	2,059	3,153	55	2	64	1	71	63	74	1	2	3,064	2,177
37 Volgo-Vyatskaya Conference	55	42	2,511	4,394	89	8	114	1	112	58	126	43	14	4,253	2,315
Totals	382	352	18,825	28,917	543	54	776	9	722	458	386	108	28	28,597	18,017

38 ATTACHED FIELD
39 Crimea Mission	26	6	1,073	1,831	39	...	37	...	28	44	31	...	5	1,799	1,022

40 EURO-ASIA DIVISION
41 Belarus Union of Churches Conference	66	28	3,684	3,755	59	5	29	...	28	41	6	3,773	3,619
42 Caucasus Union Mission	129	75	5,457	7,514	184	5	292	1	231	143	131	...	18	7,473	5,344
43 East Russian Union Mission	82	38	2,878	4,995	97	10	109	1	81	75	28	12	...	5,016	2,748
44 Far Eastern Union of Churches Mission	48	23	1,487	2,291	60	4	41	...	61	50	53	1	...	2,231	1,437
45 Moldova Union of Churches Conference	141	97	6,812	9,190	251	26	342	...	443	164	136	9,066	6,904
46 Southern Union Mission	74	48	2,769	4,401	139	4	130	64	146	78	187	49	65	4,213	2,663
47 Trans-Caucasus Union of Churches Mission	33	21	855	1,735	35	2	69	2	76	23	16	...	7	1,721	827
48 Ukrainian Union Conference	828	273	32,515	48,738	1,198	84	1,129	53	1,435	1,066	872	106	81	47,642	31,034
49 West Russian Union Conference	382	352	18,825	28,917	543	54	776	9	722	458	386	108	28	28,597	18,017
50 Attached Field	26	6	1,073	1,831	39	...	37	...	28	44	31	...	5	1,799	1,022
DIVISION TOTALS	1,809	961	76,353	113,367	2,605	194	2,954	130	3,251	2,142	1,846	276	204	111,531	73,612

INTER-AMERICAN DIVISION

1 ATLANTIC CARIBBEAN UNION MISSION
2 Cayman Islands Conference	16	1	2,190	5,575	291	1	13	...	38	18	9	5,815	1,721
3 North Bahamas Conference	11	1	...	3,508	167	...	2	8	...	5	5	3,675	...
4 South Bahamas Conference	48	2	2,461	20,648	458	12	56	165	37	46	19	...	2,000	19,237	1,901
5 Turks and Caicos Islands Mission	10	1	2,332	2,999	192	3	14	...	5	1	3,202	877
Totals	85	5	6,982	32,730	1,108	16	85	173	80	70	33	...	2,000	31,929	4,499

6 BELIZE UNION OF CHURCHES MISSION	92	39	4,681	41,649	1,677	7	3	13	60	...	2	43,255	4,664
7 CARIBBEAN UNION CONFERENCE
8 East Caribbean Conference	81	6	28	26,194	451	23	123	24	68	89	17	1	...	26,640	...
9 Grenada Conference	45	6	2,544	13,912	249	5	25	...	24	55	2	14,110	1,951
10 Guyana Conference	161	51	2,321	63,033	1,173	7	16	...	37	30	58	122	...	63,982	1,745
11 North Caribbean Conference	31	4	425	15,250	284	2	18	...	34	24	6	15,490	48
12 South Caribbean Conference	126	27	689	57,369	811	9	57	26	43	64	16	122	...	58,027	653
13 South Leeward Mission	44	4	...	12,995	192	7	36	18	47	53	175	219	...	12,754	...
14 St Lucia Mission	48	10	...	17,792	24	...	1	5,842	1	6	27	23,625	...
15 St Vincent and the Grenadines Mission	39	2	50	15,423	253	3	15	...	24	27	216	15,427	92
16 Suriname Mission	15	3	503	4,708	63	2	1	12	...	5	7	4,774	364
17 Tobago Mission	30	2	...	8,114	15	...	1	...	5	3	1	8,121	...
Totals	620	115	6,545	234,790	3,515	58	293	5,922	283	356	525	464	...	242,950	4,852

18 CENTRAL MEXICAN UNION MISSION
19 Azteca Mexican Conference	40	14	3,545	24,160	698	32	31	...	5,564	40	171	19,146	2,391
20 Bajo Mexican Conference	58	43	4,865	9,204	168	11	10	...	19	3	33	17	...	9,321	3,519
21 Metropolitan Mexican Conference	71	21	7,973	33,735	1,222	27	16	...	30	21	31	21	...	34,897	5,320
22 Mexiquense Mexican Mission	14	21	931	...	160	21	5,567	...	17	1	12	5,718	654
23 Valley Mexican Mission	49	45	4,374	12,133	366	11	40	...	40	3	16	379	17	12,095	3,835
Totals	232	144	21,687	79,232	2,614	102	5,664	...	5,670	68	263	417	17	81,177	15,718

24 CHIAPAS MEXICAN UNION CONFERENCE
25 Central Chiapas Conference	124	173	20,230	43,800	3,381	106	936	7	23,425	43	413	...	97	24,252	21,205
26 Grijalva Mission	131	128	10,284	...	198	2	23,555	...	45	46	95	...	1	23,568	10,135
27 North Chiapas Conference	288	425	41,182	49,885	4,449	66	873	...	886	121	1,147	450	48	52,621	41,072
28 Soconusco Conference	132	169	13,675	21,329	2,024	28	409	...	427	143	837	...	24	22,359	11,831
29 South Chiapas Mission	139	300	17,394	27,402	2,380	25	112	...	131	22	249	...	7	29,510	15,988

STATISTICAL REPORT FOR 2016

Conference or Mission	Churches, Companies, and Church Membership														
1	2a	2b	3a	3b	4a	4b	4c	4d	5a	5b	5c	5d	5e	6	16
Conference or Mission	Churches	Companies	Church Attendance Average	Church Membership at Beginning of Year	Members Added				Members Subtracted					Church Membership at End of Year	Sabbath School Attendance Average
					Baptisms	Professions of Faith	Letters Received	Adjustments	Letters Granted	Deaths	Dropped	Missing	Adjustments		

INTER-AMERICAN DIVISION (CONT'D)

CHIAPAS MEXICAN UNION CONFERENCE (CONT'D)																
30	Upper Chiapas Conference	159	424	31,725	39,222	3,691	19	661	...	664	7	124	...	15	42,783	30,285
31	West Chiapas Conference	174	201	20,085	24,160	2,325	57	471	...	1,486	72	996	2	34	24,423	20,032
	Totals	1,147	1,820	154,575	205,798	18,448	303	27,017	7	27,064	454	3,861	452	226	219,516	150,547
CUBAN UNION CONFERENCE																
33	Central Conference	60	21	2,532	5,314	388	50	121	2	130	71	157	36	2	5,479	2,465
34	Del Amanecer Conference	61	45	3,484	7,203	656	43	24	57	61	69	149	8	27	7,669	3,421
35	East Conference	86	51	4,647	9,573	630	9	48	...	86	77	310	12	10	9,765	4,590
36	West Conference	121	12	5,468	10,374	850	43	303	54	317	150	299	107	97	10,654	5,345
	Totals	328	129	16,130	32,464	2,524	145	496	113	594	367	915	163	136	33,567	15,821
DOMINICAN UNION CONFERENCE																
38	Central Dominican Conference	186	79	...	55,279	2,643	...	278	...	280	5	66	7	...	57,842	...
39	East Dominican Conference	138	68	3,965	77,595	2,667	2	8	...	1	12	1	80,258	4,290
40	North Dominican Conference	129	107	8,754	28,249	2,026	1	53	15	110	1	...	30,097	7,051
41	Northeast Dominican Mission	74	66	1,441	31,664	880	33	23	...	25	8	6	14	...	32,547	1,033
42	South Dominican Mission	76	68	4,730	42,157	1,962	44,119	4,772
43	Southeast Dominican Conference	190	113	...	71,546	3,052	...	342	...	342	1	27	...	12	74,558	...
	Totals	793	501	18,889	306,490	13,230	36	651	...	701	41	209	22	13	319,421	17,146
DUTCH CARIBBEAN UNION MISSION																
45	Aruba Mission	8	2	471	893	56	1	8	...	7	2	1	948	395
46	Curacao and Bonaire Conference	30	4	2,306	7,805	324	7	32	...	54	26	9	3	...	8,076	1,651
	Totals	38	6	2,777	8,698	380	8	40	...	61	28	10	3	...	9,024	2,046
EAST VENEZUELA UNION MISSION																
48	Central East Venezuela Conference	67	38	2,594	14,220	1,264	12	12	...	37	7	3	15,461	1,801
49	Central Llanos Venezuela Mission	40	15	721	...	277	...	11,995	10	110	12,152	604
50	Central Venezuela Conference	57	35	3,050	19,089	1,206	85	10	20,370	2,023
51	East Venezuela Conference	103	63	5,792	40,272	2,603	14,221	12	28,642	4,852
52	Northeast Venezuela Mission	63	32	1,306	...	303	4	14,070	2	73	10	1	...	28	14,267	813
53	South Bolivar Venezuela Mission	58	30	3,147	22,626	1,302	1	34	23,893	2,632
54	South Central Venezuela Conference	79	23	3,446	28,367	1,540	11,996	...	33	10	...	17,868	2,604
55	Southeast Venezuela Conference	107	38	6,422	29,121	2,078	19	210	30,970	6,308
	Totals	574	274	26,476	153,695	10,573	101	26,077	2	26,327	59	401	10	28	163,623	21,636
EL SALVADOR UNION MISSION																
57	Central El Salvador Conference	118	46	2,077	29,651	1,272	168	296	36	252	57	831	...	13	30,270	1,711
58	East El Salvador Conference	194	76	6,642	53,726	1,817	50	27	5	...	121	725	...	113	54,666	5,266
59	Metropolitan El Salvador Conference	128	19	5,656	34,662	1,167	55	...	24	6	53	934	...	13	34,902	4,524
60	Paracentral El Salvador Conference	142	42	7,263	38,030	1,323	56	438	23	437	82	806	...	64	38,481	5,244
61	West El Salvador Conference	178	39	2,375	40,421	1,611	14	81	8	73	68	379	57	45	41,513	2,077
	Totals	760	222	24,012	196,490	7,190	343	842	96	768	381	3,675	57	248	199,832	18,821
FRENCH ANTILLES-GUIANA UNION CONF																
63	French Guiana Mission	11	6	...	2,733	151	1	...	72	12	4	40	26	6	2,869	...
64	Guadeloupe Conference	68	13	342	12,909	325	19	12	...	53	34	34	56	...	13,088	222
65	Martinique Conference	67	5	...	15,907	240	8	8	...	28	52	24	16,059	...
	Totals	146	24	342	31,549	716	28	20	72	93	90	98	82	6	32,016	222
GUATEMALA UNION MISSION																
66	Altiplano Guatemala Mission	115	27	7,650	26,936	...	8	1	4	26,923	7,776
68	Central Guatemala Conference	83	24	5,716	23,038	1,788	144	15,833	14	71	1,091	...	7,961	5,266
69	East Guatemala Mission	137	18	7,883	42,565	1,814	32	136	...	91	24	171	9	...	44,252	7,759
70	Lago Guatemala Mission	70	17	1,245	...	438	19	15,829	...	2	5	24	100	...	16,155	625
71	Metropolitan Guatemala Conference	65	23	3,760	10,748	1,362	82	52	...	50	30	502	126	...	11,536	3,807
72	North Guatemala Mission	106	71	8,053	39,947	1,681	26	7	9	166	4	...	41,468	7,999
73	South Guatemala Mission	213	59	11,083	54,686	2,385	84	52	...	108	60	289	17	10	56,723	10,031
74	West Guatemala Conference	146	36	23,524	70,108	3,476	101	49	...	26,991	48	229	61	...	46,405	17,017
	Totals	935	275	68,911	241,092	12,944	488	43,054	...	43,090	191	1,456	1,408	10	251,423	60,279
HAITIAN UNION MISSION																
76	Central Haiti Conference	168	117	17,653	128,985	3,736	26	158	176	53	158	393	56	143	132,278	14,841
77	North Haiti Mission	135	138	9,033	119,980	4,243	16	8	...	20	113	176	123,938	7,938
78	Northwest Haiti Mission	132	128	90,759	99,841	2,722	45	70	...	121	104	123	19	...	102,311	77,338
79	South Haiti Mission	144	121	6,095	84,527	4,876	4	9	...	11	66	161	101	...	89,077	5,660
	Totals	579	504	123,538	433,333	15,577	91	245	176	205	441	853	176	143	447,604	105,777
HONDURAS UNION MISSION																
81	Atlantic Honduras Conference	128	50	3,939	31,675	861	53	19	...	37	40	37	155	10,150	22,189	3,133
82	Bay Islands Conference	30	4	2,466	7,239	101	10	14	1,258	251	...	5,827	2,440
83	Central Honduras Conference	79	54	6,226	122,822	1,904	63	70,970	91	120	567	4,418	48,623	7,521
84	Comayagua Mission	87	54	2,260	...	648	104	70,963	...	1	37	1,357	681	...	69,639	1,745
85	Northwest Honduras Conference	137	73	3,240	17,178	1,678	96	13	...	2	41	34	3	47	18,838	3,523
	Totals	461	235	18,130	178,914	5,192	326	70,995	...	71,010	223	2,806	1,657	14,615	165,116	18,361

GENERAL STATISTICS BY DIVISIONS FOR 2016

Conference or Mission	Churches, Companies, and Church Membership														
	2a	2b	3a	3b	4a	4b	4c	4d	5a	5b	5c	5d	5e	6	16
	Churches	Companies	Church Attendance Average	Church Membership at Beginning of Year	Members Added				Members Subtracted					Church Membership at End of Year	Sabbath School Attendance Average
Baptisms					Professions of Faith	Letters Received	Adjustments	Letters Granted	Deaths	Dropped	Missing	Adjustments			

INTER-AMERICAN DIVISION (CONT'D)

86 INTER-OCEANIC MEXICAN UNION CONF.
87 Alpine Mission	102	90	5,751	14,938	876	42	101	2	108	21	76	...	5	15,749	5,382
88 Central Veracruz Mission	94	122	2,994	9,669	707	19	100	2	98	23	68	...	12	10,296	2,006
89 Chontalpa Mission	132	76	5,707	...	858	44	15,360	...	6	...	65	16,191	5,393
90 Isthmus Conference	153	146	15,987	19,133	1,446	44	133	3	174	104	486	60	31	19,904	15,272
91 Los Tuxtlas Mission	155	109	11,489	...	907	30	17,711	63	532	322	1,152	14	130	16,561	10,895
92 North Veracruz Conference	189	180	17,027	21,107	1,348	41	140	2	154	128	770	...	7	21,579	15,094
93 Oaxaca Conference	107	127	...	22,813	1,056	3	2	...	11	3	334	4	...	23,522	...
94 Olmecca Conference	151	153	10,951	39,445	1,223	45	10	...	15,360	82	560	63	4,222	20,436	10,165
95 South Pacific Conference	126	72	5,593	15,574	1,114	11	62	...	68	51	276	37	...	16,329	4,817
96 South Veracruz Conference	155	123	13,080	31,387	1,434	8	3,575	198	17,271	127	494	3	20	18,687	14,329
97 Southeast Veracruz Mexican Conference	181	113	24,368	24,232	1,264	102	385	3	3,814	139	819	21	66	21,127	22,556
Totals	1,545	1,311	112,946	198,298	12,233	389	37,579	273	37,596	1,000	5,100	202	4,493	200,381	105,907
98 JAMAICA UNION CONFERENCE
99 Central Jamaica Conference	197	20	3,929	93,418	2,573	13	138	...	186	187	203	104	...	95,462	3,149
100 East Jamaica Conference	95	7	1,587	67,608	1,751	3	53	...	114	117	44	69,140	1,051
101 North East Jamaica Conference	98	8	1,131	28,552	858	3	25	...	26	70	16	29,326	848
102 North Jamaica Conference	67	16	1,193	19,321	355	3	26	...	31	46	21	19,607	819
103 West Jamaica Conference	221	7	1,955	83,946	3,313	20	48	...	202	265	528	16	...	86,316	...
Totals	678	58	9,795	292,845	8,850	42	290	...	559	685	812	120	...	299,851	5,867
104 NORTH COLOMBIAN UNION CONFERENCE
105 Atlantic Colombian Conference	133	71	12,490	16,024	1,442	...	92	...	92	...	2	17,464	12,076
106 Caribbean Colombian Conference	166	139	...	15,079	1,077	16,156	...
107 Colombian Islands Mission	9	3	565	886	42	2	9	917	546
108 East Central Colombian Conference	114	69	...	210	11,847	...	1	11	32	30	...	11,983	...
109 East Colombian Conference	148	73	10,590	26,386	3,094	31	15	161	11,884	175	244	77	5	17,302	7,278
110 Northeast Colombian Conference	128	60	15,960	16,419	1,008	3	602	...	437	251	34	1,824	...	15,486	...
111 West Central Colombian Conference	220	87	4,614	19,876	2,887	58	790	1	1,674	58	262	427	1	21,190	3,970
Totals	918	502	44,218	94,670	9,760	92	13,346	162	14,090	504	574	2,358	6	100,498	23,869
112 NORTH MEXICAN UNION CONFERENCE
113 Baja California Conference	105	55	1,922	21,444	407	106	317	...	255	42	407	282	...	21,288	1,657
114 Chihuahua Mexican Conference	66	33	946	20,717	698	13	4,983	16,445	691
115 Gulf Mexican Conference	65	40	478	16,576	495	17	1	...	11	55	189	13	17	16,804	386
116 North Tamaulipas Mexican Conference	55	27	869	11,590	491	20	28	...	20	8	137	104	...	11,860	700
117 Northeast Mexican Conference	104	50	25,248	28,576	1,037	85	379	...	334	135	78	6	24	29,500	22,040
118 Northwest Mexican Mission	43	46	1,066	...	89	2	12,308	12,399	882
119 Sinaloa Mexican Conference	79	37	1,154	15,319	401	8	13	...	31	205	425	116	...	14,964	923
120 Sonora Mexican Conference	56	47	1,088	12,894	407	19	31	...	32	65	151	527	...	12,576	935
121 West Mexican Conference	63	100	3,520	19,852	862	23	7,332	44	46	13,315	2,619
Totals	636	435	36,289	146,968	4,887	293	13,077	...	12,998	554	1,433	1,048	41	149,151	30,832
122 PANAMA UNION MISSION
123 Atlantic Panama Mission	28	6	374	8,948	744	5	10	5	19	...	9,663	244
124 Central Panama Conference	59	30	2,624	11,277	1,002	35	51	...	71	25	22	33	...	12,214	2,229
125 Metropolitan Panama Conference	45	33	2,168	20,356	1,052	6	1	...	24	19	17	27	28	21,300	1,871
126 Southeast Panama Mission	27	29	1,638	12,907	1,814	5	1	7	67	89	...	14,564	1,638
127 West Panama Conference	169	101	11,175	15,133	2,389	4	10	17,516	10,700
Totals	328	199	17,979	68,621	7,001	55	53	...	95	61	121	168	28	75,257	16,681
128 PUERTO RICAN UNION CONFERENCE
129 East Puerto Rico Conference	126	4	2,041	14,454	472	27	21	...	106	134	175	209	...	14,350	1,539
130 North Puerto Rico Conference	49	5,220	130	14	65	...	58	60	123	27	1	5,160	...
131 South Puerto Rico Conference	33	1	475	1,864	113	16	20	...	17	7	9	2	12	1,966	360
132 West Puerto Rico Conference	103	5	2,725	11,386	369	59	180	2	185	122	80	177	...	11,432	2,334
Totals	311	10	5,240	32,924	1,084	116	286	2	366	323	387	415	13	32,908	4,232
133 SOUTH CENTRAL AMERICAN UNION MISS
134 Caribbean Costa Rica Mission	83	15	182	17,891	606	30	31	...	34	15	42	18,467	166
135 Central Nicaragua Mission	105	55	7,814	44,458	1,462	6	3	2	22	45,899	5,628
136 North Costa Rica Mission	75	34	646	27,974	788	47	57	3	73	14	143	42	...	28,597	506
137 Northwestern Nicaragua Mission	119	117	5,271	65,661	3,285	17	16	107	34	...	68,806	4,446
138 South Atlantic Nicaragua Mission	51	75	1,488	26,826	1,397	5	3	...	2	15	147	51	...	28,016	1,240
139 South-Central Costa Rica Conference	81	20	276	28,182	846	30	106	2	112	20	125	...	14	28,895	206
Totals	514	316	15,676	210,992	8,384	135	197	5	224	82	586	127	14	218,680	12,190
140 SOUTH COLOMBIAN UNION CONFERENCE
141 Central Colombian Conference	91	46	4,830	17,242	1,206	10	101	111	135	59	317	41	62	18,056	3,693
142 East Los Llanos Conference	111	64	6,717	22,820	1,749	52	443	18	451	55	348	...	81	24,147	6,011
143 Pacific Colombian Conference	105	44	9,208	23,692	1,087	16	191	...	764	235	861	1,018	...	22,108	6,983
144 South Bogota Conference	68	12	4,082	16,031	1,044	71	314	...	347	35	170	...	43	16,865	3,345
145 South Colombian Conference	177	120	2,433	40,308	2,265	4	106	1,366	86	92	388	...	1,309	42,174	3,520

STATISTICAL REPORT FOR 2016

Conference or Mission	Churches, Companies, and Church Membership														
1	2a	2b	3a	3b	4a	4b	4c	4d	5a	5b	5c	5d	5e	6	16
Conference or Mission	Churches	Companies	Church Attendance Average	Church Membership at Beginning of Year	Members Added				Members Subtracted					Church Membership at End of Year	Sabbath School Attendance Average
					Baptisms	Professions of Faith	Letters Received	Adjustments	Letters Granted	Deaths	Dropped	Missing	Adjustments		

INTER-AMERICAN DIVISION (CONT'D)

SOUTH COLOMBIAN UNION CONFERENCE (CONT'D)																
146	South Pacific Mission	71	30	4,379	13,308	770	...	14	...	76	48	275	960	...	12,733	4,325
147	Upper Magdalena Conference	99	15	5,934	22,210	1,420	72	154	117	110	2	7	31	...	23,823	3,608
Totals		722	331	37,582	155,611	9,541	225	1,323	1,612	1,969	526	2,366	2,050	1,495	159,906	31,483
SOUTHEAST MEXICAN UNION MISSION																
149	Campeche Mission	72	103	6,910	11,074	1,285	50	224	10	358	23	513	9	77	11,663	6,315
150	Central Tabasco Conference	113	120	11,312	20,075	2,290	19	509	3	497	42	367	5	255	21,730	8,041
151	East Tabasco Mission	48	75	4,163	6,730	756	15	210	435	35	24	97	...	50	7,940	3,512
152	Mayab Conference	99	109	8,249	16,772	1,103	22	380	1	369	97	809	373	98	16,532	7,236
153	North Quintana Roo Conference	65	37	7,809	9,644	1,153	50	217	1	176	16	90	...	23	10,760	6,449
154	South Quintana Roo Mission	66	110	8,930	10,029	882	74	210	1	224	40	352	...	38	10,542	8,906
155	South Tabasco Conference	74	70	13,758	14,385	1,126	30	115	6	254	49	270	5	403	14,681	12,216
Totals		537	624	61,129	88,709	8,595	260	1,865	457	1,913	291	2,498	392	944	93,848	52,674
WEST VENEZUELA UNION MISSION																
156	Central Andean Venezuela Mission	38	19	1,945	10,274	401	5	3	1	2	10,680	1,538
158	North Central Venezuela Conference	72	21	3,702	16,005	991	15	56	...	58	15	241	16,753	3,607
159	Northwestern Venezuela Mission	45	12	1,716	7,217	560	12	3	...	2	2	4	7,784	1,515
160	Southwest Venezuela Conference	83	37	5,769	20,304	1,291	31	11	...	24	83	55	30	157	21,288	4,977
161	West Central Venezuela Conference	97	33	5,605	21,797	968	32	4	...	4	33	354	22,410	4,308
162	West Los Llanos Venezuela Conference	80	38	3,803	24,449	1,169	2	3	...	6	4	116	8	...	25,489	3,335
163	West Venezuela Conference	144	59	6,363	36,075	2,005	41	44	...	56	39	136	42	...	37,892	5,076
164	Yaracuy Venezuela Mission	46	19	2,912	12,731	317	13,048	1,560
Totals		605	238	31,814	148,852	7,702	138	124	...	150	177	908	80	157	155,344	25,914
INTER-AMERICAN DIVISION																
165	Atlantic Caribbean Union Mission	85	5	6,982	32,730	1,108	16	85	173	80	70	33	...	2,000	31,929	4,499
167	Belize Union of Churches Mission	92	39	4,681	41,649	1,677	7	3	13	60	...	2	43,255	4,664
168	Caribbean Union Conference	620	115	6,545	234,790	3,515	58	293	5,922	283	356	525	464	...	242,950	4,852
169	Central Mexican Union Mission	232	144	21,687	79,232	2,614	102	5,664	...	5,670	68	263	417	17	81,177	15,718
170	Chiapas Mexican Union Conference	1,147	1,820	154,575	205,798	18,448	303	27,017	7	27,064	454	3,861	452	226	219,516	150,547
171	Cuban Union Conference	328	129	16,130	32,464	2,524	145	496	113	594	367	915	163	136	33,567	15,821
172	Dominican Union Conference	793	501	18,889	306,490	13,230	36	651	...	701	41	209	22	13	319,421	17,146
173	Dutch Caribbean Union Mission	38	6	2,777	8,698	380	8	40	...	61	28	10	3	...	9,024	2,046
174	East Venezuela Union Mission	574	274	26,476	153,695	10,573	101	26,077	2	26,327	59	401	10	28	163,623	21,636
175	El Salvador Union Mission	760	222	24,012	196,490	7,190	343	842	96	768	381	3,675	57	248	199,832	18,821
176	French Antilles-Guiana Union Conference	146	24	342	31,549	716	28	20	72	93	90	98	82	6	32,016	222
177	Guatemala Union Mission	935	275	68,911	241,092	12,944	488	43,054	...	43,090	191	1,456	1,408	10	251,423	60,279
178	Haitian Union Mission	579	504	123,538	433,333	15,577	91	245	176	205	441	853	176	143	447,604	105,777
179	Honduras Union Mission	461	235	18,130	178,914	5,192	326	70,995	...	71,010	223	2,806	1,657	14,615	165,116	18,361
180	Inter-Oceanic Mexican Union Conference	1,545	1,311	112,946	198,298	12,233	389	37,579	273	37,596	1,000	5,100	202	4,493	200,381	105,907
181	Jamaica Union Conference	678	58	9,795	292,845	8,850	42	290	...	559	685	812	120	...	299,851	5,867
182	North Colombian Union Conference	918	502	44,218	94,670	9,760	92	13,346	162	14,090	504	574	2,358	6	100,498	23,869
183	North Mexican Union Conference	636	435	36,289	146,968	4,887	293	13,077	...	12,998	554	1,433	1,048	41	149,151	30,832
184	Panama Union Mission	328	199	17,979	68,621	7,001	55	53	...	95	61	121	168	28	75,257	16,681
185	Puerto Rican Union Conference	311	10	5,240	32,924	1,084	116	286	2	366	323	387	415	13	32,908	4,232
186	South Central American Union Mission	514	316	15,676	210,992	8,384	135	197	5	224	82	586	127	14	218,680	12,190
187	South Colombian Union Conference	722	331	37,582	155,611	9,541	225	1,323	1,612	1,969	526	2,366	2,050	1,495	159,906	31,483
188	Southeast Mexican Union Mission	537	624	61,129	88,709	8,595	260	1,865	457	1,913	291	2,498	392	944	93,848	52,674
189	West Venezuela Union Mission	605	238	31,814	148,852	7,702	138	124	...	150	177	908	80	157	155,344	25,914
DIVISION TOTALS		13,585	8,317	866,338	3,615,558	173,725	3,797	243,619	9,072	245,909	6,985	29,950	11,871	24,635	3,726,421	750,032

INTER-EUROPEAN DIVISION

1	AUSTRIAN UNION OF CHURCHES CONF.	53	11	3,462	4,140	112	9	58	...	40	46	34	...	1	4,198	2,867
2	BULGARIAN UNION OF CHURCHES CONF.	118	124	4,013	7,207	145	12	18	...	15	124	142	...	3	7,098	2,759
3	CZECHO-SLOVAKIAN UNION CONF.
4	Bohemian Conference	76	14	2,539	3,256	81	11	75	...	89	38	31	3,265	1,497
5	Moravia-Silesian Conference	69	15	3,158	4,304	54	8	52	(3)	54	60	34	4,267	2,301
6	Slovakian Conference	42	11	1,996	2,285	45	4	22	...	29	37	12	2,278	1,896
Totals		187	40	7,693	9,845	180	23	149	(3)	172	135	77	9,810	5,694
7	FRANCO-BELGIAN UNION CONFERENCE
8	Belgian-Luxembourg Conference	33	3	...	2,590	51	4	80	...	64	15	27	2,619	944
9	North France Conference	83	15	1,123	9,772	219	21	297	...	89	67	49	55	...	10,049	872
10	South France Conference	46	26	2,421	4,526	73	9	136	...	54	37	30	4,623	1,815
Totals		162	44	3,544	16,888	343	34	513	...	207	119	106	55	...	17,291	3,630
11	ITALIAN UNION OF CHURCHES CONF.	111	18	...	9,517	135	10	135	...	167	43	52	9,535	...

GENERAL STATISTICS BY DIVISIONS FOR 2016

Conference or Mission	Churches, Companies, and Church Membership														6	16
	2a	2b	3a	3b	4a	4b	4c	4d	5a	5b	5c	5d	5e			
1	Churches	Companies	Church Attendance Average	Church Membership at Beginning of Year	Members Added				Members Subtracted					Church Membership at End of Year	Sabbath School Attendance Average	
Conference or Mission					Baptisms	Professions of Faith	Letters Received	Adjustments	Letters Granted	Deaths	Dropped	Missing	Adjustments			

INTER-EUROPEAN DIVISION (CONT'D)

12 NORTH GERMAN UNION CONFERENCE
13 Berlin-Central German Conference	147	4	...	7,046	106	10	135	...	130	122	36	2	...	7,007	...	
14 Hansa Conference	46	3	...	2,617	59	9	88	...	76	28	9	3	...	2,657	...	
15 Lower Saxonian Conference	59	1	...	3,509	73	7	80	...	74	43	9	3,543	...	
16 Northern Rhenish-Westfalian Conference	85	8	...	6,162	116	10	218	...	183	81	45	6,197	...	
Totals	337	16	...	19,334	354	36	521	...	463	274	99	5	...	19,404	...	
17 PORTUGUESE UN OF CHURCHES CONF	94	23	3,601	9,333	219	22	141	2	173	86	117	1	1	9,339	3,272	
18 ROMANIAN UNION CONFERENCE	
19 Banat Conference	112	41	4,742	6,743	210	21	181	...	272	137	52	79	...	6,615	3,559	
20 Moldavia Conference	240	43	9,650	12,528	312	18	175	1	368	319	127	12,220	8,898	
21 Muntenia Conference	266	64	12,218	18,509	314	20	301	...	297	331	142	72	...	18,302	9,446	
22 North Transylvania Conference	129	19	5,442	7,674	146	6	55	...	90	147	63	19	38	7,524	4,229	
23 Oltenia Conference	205	53	7,375	11,075	189	6	107	...	153	226	51	24	...	10,923	6,320	
24 South Transylvania Conference	152	30	6,614	9,304	230	22	140	...	110	164	65	56	...	9,301	4,912	
Totals	1,104	250	46,039	65,833	1,401	93	959	1	1,290	1,324	500	250	38	64,885	37,363	
25 SOUTH GERMAN UNION CONFERENCE	
26 Baden-Wuerttemberg Conference	85	6	...	6,283	119	15	209	...	163	79	49	6,335	...	
27 Bavarian Conference	71	3	...	4,538	68	6	139	...	86	70	30	4,565	...	
28 Central Rhenish Conference	65	5	...	4,691	35	5	115	...	115	50	17	4,664	...	
Totals	221	14	...	15,512	222	26	463	...	364	199	96	15,564	...	
29 SPANISH UNION OF CHURCHES CONF	111	49	9,970	16,638	457	103	707	...	888	74	118	262	...	16,563	8,983	
30 SWISS UNION CONFERENCE	
31 French-Italian Swiss Conference	21	3	...	2,064	42	4	83	...	70	23	21	3	...	2,076	...	
32 German Swiss Conference	32	3	...	2,520	55	17	72	...	42	30	16	2,576	...	
Totals	53	6	...	4,584	97	21	155	...	112	53	37	3	...	4,652	...	
33 INTER-EUROPEAN DIVISION	
34 Austrian Union of Churches Conference	53	11	3,462	4,140	112	9	58	...	40	46	34	...	1	4,198	2,867	
35 Bulgarian Union of Churches Conference	118	124	4,013	7,207	145	12	18	...	15	124	142	...	3	7,098	2,759	
36 Czecho-Slovakian Union Conference	187	40	7,693	9,845	180	23	149	(3)	172	135	77	9,810	5,694	
37 Franco-Belgian Union Conference	162	44	3,544	16,888	343	34	513	...	207	119	106	55	...	17,291	3,630	
38 Italian Union of Churches Conference	111	18	...	9,517	135	10	135	...	167	43	52	9,535	...	
39 North German Union Conference	337	16	...	19,334	354	36	521	...	463	274	99	5	...	19,404	...	
40 Portuguese Union of Churches Conference	94	23	3,601	9,333	219	22	141	2	173	86	117	1	1	9,339	3,272	
41 Romanian Union Conference	1,104	250	46,039	65,833	1,401	93	959	1	1,290	1,324	500	250	38	64,885	37,363	
42 South German Union Conference	221	14	...	15,512	222	26	463	...	364	199	96	15,564	...	
43 Spanish Union of Churches Conference	111	49	9,970	16,638	457	103	707	...	888	74	118	262	...	16,563	8,983	
44 Swiss Union Conference	53	6	...	4,584	97	21	155	...	112	53	37	3	...	4,652	...	
DIVISION TOTALS	2,551	595	78,322	178,831	3,665	389	3,819	...	3,891	2,477	1,378	576	43	178,339	64,567	

NORTH AMERICAN DIVISION

1 ATLANTIC UNION CONFERENCE
2 Bermuda Conference	11	1	1,442	3,939	87	4	41	63	42	34	4	...	78	3,976	566
3 Greater New York Conference	154	22	16,341	29,029	1,130	253	482	(31)	688	127	160	115	34	29,739	10,379
4 New York Conference	65	2	1,307	5,647	126	124	354	(6)	352	51	13	2	...	5,827	890
5 Northeastern Conference	181	22	5,127	56,479	1,627	153	689	249	784	219	121	813	...	57,260	3,222
6 Northern New England Conference	56	4	1,221	5,255	63	24	258	1	263	44	54	1	...	5,239	796
7 Southern New England Conference	118	23	3,798	17,852	579	104	520	131	433	93	82	144	...	18,434	2,129
Totals	585	74	29,234	118,201	3,612	662	2,344	407	2,562	568	434	1,075	112	120,475	17,981
8 CANADA, SDA CHURCH IN.
9 Alberta Conference	67	13	997	11,353	282	36	356	...	253	75	16	13	24	11,646	720
10 British Columbia Conference	81	16	...	11,363	183	38	308	...	284	101	21	(9)	15	11,480	...
11 Manitoba-Saskatchewan Conference	35	3	2,272	3,929	65	...	164	...	109	25	10	...	1	4,013	1,646
12 Maritime Conference of the SDA Church, Inc.	26	3	559	1,618	34	9	48	...	28	24	8	...	2	1,647	388
13 Ontario Conference	128	27	...	32,299	739	102	614	...	565	150	78	6	78	32,877	...
14 Quebec Conference	41	11	833	7,850	306	49	165	...	157	30	18	15	47	8,103	448
15 SDA Church in Newfoundland and Labrador	8	3	...	565	11	...	22	...	21	8	3	566	...
Totals	386	76	4,661	68,977	1,620	234	1,677	...	1,417	413	154	25	167	70,332	3,201
16 COLUMBIA UNION CONFERENCE
17 Allegheny East Conference	117	34	3,270	39,356	486	82	510	562	592	130	25	3	...	40,246	1,292
18 Allegheny West Conference	57	6	2,456	15,707	810	169	174	(5)	200	86	35	37	5	16,492	1,258
19 Chesapeake Conference	66	10	3,486	14,776	355	81	500	(18)	430	121	24	71	16	15,032	1,962
20 Mountain View Conference	34	4	1,191	2,324	65	11	64	1	80	31	31	13	...	2,310	1,152
21 New Jersey Conference of SDA, Inc.	89	8	468	16,138	432	49	226	(31)	263	51	44	78	2	16,376	270
22 Ohio Conference	91	7	2,273	11,539	342	195	391	...	399	159	107	70	22	11,710	1,222
23 Pennsylvania Conference	115	6	3,658	11,359	300	159	244	(4)	265	100	67	64	...	11,562	2,012
24 Potomac Conference	144	24	16,591	34,725	1,144	213	973	(58)	1,046	196	103	297	...	35,355	10,597
Totals	713	99	33,391	145,924	3,934	959	3,082	447	3,275	874	436	633	45	149,083	19,764

STATISTICAL REPORT FOR 2016

Conference or Mission	Churches, Companies, and Church Membership														
1	2a	2b	3a	3b	4a	4b	4c	4d	5a	5b	5c	5d	5e	6	16
Conference or Mission	Churches	Companies	Church Attendance Average	Church Membership at Beginning of Year	Members Added				Members Subtracted					Church Membership at End of Year	Sabbath School Attendance Average
					Baptisms	Professions of Faith	Letters Received	Adjustments	Letters Granted	Deaths	Dropped	Missing	Adjustments		

NORTH AMERICAN DIVISION (CONT'D)

25 LAKE UNION CONFERENCE
26 Illinois Conference	98	19	...	13,643	313	44	330	(11)	345	123	48	25	...	13,778	...
27 Indiana Conference	70	6	682	8,314	230	37	339	(2)	339	83	20	5	...	8,471	384
28 Lake Region Conference	105	1	...	30,974	346	81	146	(9)	246	79	19	4	8	31,182	...
29 Michigan Conference	164	22	...	26,073	662	153	887	(21)	912	260	149	28	...	26,405	...
30 Wisconsin Conference	66	8	2,481	7,648	189	15	177	(5)	192	69	38	3	...	7,722	1,796
Totals	503	56	3,163	86,652	1,740	330	1,879	(48)	2,034	614	274	65	8	87,558	2,180
31 MID-AMERICA UNION CONFERENCE
32 Central States Conference	36	16	2,116	14,157	155	8	24	...	29	41	1	7	2	14,264	453
33 Dakota Conference	42	3	1,370	4,056	52	18	186	(3)	197	34	12	4,066	987
34 Iowa-Missouri Conference	107	10	4,360	11,743	249	28	283	20	266	155	40	21	27	11,814	2,901
35 Kansas-Nebraska Conference	94	5	6,627	11,878	225	114	360	(5)	302	119	31	67	...	12,053	5,275
36 Minnesota Conference	74	15	2,194	9,558	320	180	251	(38)	224	62	42	109	...	9,834	1,295
37 Rocky Mountain Conference	101	22	2,877	17,929	357	70	547	(19)	483	116	225	77	...	17,983	1,523
Totals	454	71	19,543	69,321	1,358	418	1,651	(45)	1,501	527	351	281	29	70,014	12,433
38 NORTH PACIFIC UNION CONFERENCE
39 Alaska Conference	30	5	...	3,865	75	14	94	...	70	15	6	81	10	3,866	...
40 Idaho Conference of SDA, Inc	45	6	...	6,614	126	46	308	3	251	61	27	(4)	4	6,758	...
41 Montana Conference	38	5	...	4,016	95	8	147	1	141	42	5	33	4	4,042	...
42 Oregon Conference	132	17	...	36,014	605	85	945	...	884	318	(8)	171	22	36,262	...
43 Upper Columbia Conference	113	15	...	26,486	427	53	709	...	537	285	40	27	11	26,775	...
44 Washington Conference	87	17	...	22,887	497	97	727	...	662	139	49	223	37	23,098	...
Totals	445	65	...	99,882	1,825	303	2,930	4	2,545	860	119	531	88	100,801	...
45 PACIFIC UNION CONFERENCE
46 Arizona Conference	78	23	5,023	20,145	475	70	540	8	410	143	21	401	33	20,230	3,291
47 Central California Conference of SDA	134	9	5,156	37,415	741	114	662	...	822	194	40	87	...	37,789	3,085
48 Hawaii Conference	31	2	...	5,943	147	20	151	...	140	41	21	(140)	10	6,189	...
49 Nevada-Utah Conference	48	9	1,207	10,167	265	99	248	3	223	36	15	36	39	10,433	591
50 Northern California Conference of SDA	142	18	12,135	40,404	628	114	1,002	7	966	330	81	98	87	40,593	1,709
51 Southeastern California Conference	151	12	4,053	70,451	1,093	292	1,344	82	1,325	421	185	1,108	235	69,988	1,797
52 Southern California Conference	127	23	5,027	41,682	907	151	697	4	889	260	200	1,359	29	40,704	4,104
Totals	711	96	32,600	226,207	4,256	860	4,644	104	4,775	1,425	563	2,949	433	225,926	14,576
53 SOUTHERN UNION CONFERENCE
54 Carolina Conference	126	27	2,735	22,312	700	132	864	...	770	166	86	103	14	22,869	1,802
55 Florida Conference	208	57	...	63,628	1,947	722	2,888	(15)	2,305	482	360	867	...	65,156	614
56 Georgia-Cumberland Conference	171	34	...	39,421	926	244	1,868	(30)	1,435	331	209	353	...	40,101	...
57 Gulf States Conference	81	9	2,712	12,236	572	67	376	(18)	350	108	38	58	...	12,679	1,553
58 Kentucky-Tennessee Conference	98	11	3,001	14,720	388	79	428	(16)	361	120	36	111	...	14,971	2,263
59 South Atlantic Conference	145	31	...	47,926	856	157	407	(99)	424	101	45	94	...	48,583	...
60 South Central Conference	147	8	1,095	33,801	865	99	372	...	333	118	12	116	...	34,558	162
61 Southeastern Conference	149	13	4,972	49,895	1,090	361	445	168	362	128	41	125	104	51,199	4,364
Totals	1,125	190	14,515	283,939	7,344	1,861	7,648	(10)	6,340	1,554	827	1,827	118	290,116	10,757
62 SOUTHWESTERN UNION CONFERENCE
63 Arkansas-Louisiana Conference	87	17	5,817	12,702	419	52	362	(2)	333	103	32	96	...	12,969	3,938
64 Oklahoma Conference	75	3	2,731	8,874	207	102	570	(8)	599	93	28	17	...	9,008	1,016
65 Southwest Region Conference	97	19	4,773	25,581	765	175	312	...	293	78	76	227	...	26,159	1,294
66 Texas Conference	245	56	22,058	54,702	2,238	449	2,041	(48)	1,773	278	133	169	...	57,029	16,628
67 Texico Conference	71	6	3,725	12,018	289	55	277	(25)	259	80	63	260	...	11,952	2,410
Totals	575	101	39,103	113,877	3,918	833	3,562	(83)	3,257	632	332	769	...	117,117	25,285
68 ATTACHED FIELD
69 Guam-Micronesia Mission	22	15	1,164	5,401	142	17	23	26	23	9	12	5,565	1,036
70 NORTH AMERICAN DIVISION	1	16	3	...	2	17	...
71 Atlantic Union Conference	585	74	29,234	118,201	3,612	662	2,344	407	2,562	568	434	1,075	112	120,475	17,981
72 Canada, SDA Church in	386	76	4,661	68,977	1,620	234	1,677	...	1,417	413	154	25	167	70,332	3,201
73 Columbia Union Conference	713	99	33,391	145,924	3,934	959	3,082	447	3,275	874	436	633	45	149,083	19,764
74 Lake Union Conference	503	56	3,163	86,652	1,740	330	1,879	(48)	2,034	614	274	65	8	87,558	2,180
75 Mid-America Union Conference	454	71	19,543	69,321	1,358	418	1,651	(45)	1,501	527	351	281	29	70,014	12,433
76 North Pacific Union Conference	445	65	...	99,882	1,825	303	2,930	4	2,545	860	119	531	88	100,801	...
77 Pacific Union Conference	711	96	32,600	226,207	4,256	860	4,644	104	4,775	1,425	563	2,949	433	225,926	14,576
78 Southern Union Conference	1,125	190	14,515	283,939	7,344	1,861	7,648	(10)	6,340	1,554	827	1,827	118	290,116	10,757
79 Southwestern Union Conference	575	101	39,103	113,877	3,918	833	3,562	(83)	3,257	632	332	769	...	117,117	25,285
80 Attached Field	22	15	1,164	5,401	142	17	23	26	23	9	12	5,565	1,036
DIVISION TOTALS	5,520	843	177,372	1,218,397	29,749	6,477	29,443	802	27,731	7,476	3,490	8,155	1,012	1,237,004	107,212

GENERAL STATISTICS BY DIVISIONS FOR 2016

Conference or Mission	Churches, Companies, and Church Membership														
	2a	2b	3a	3b	4a	4b	4c	4d	5a	5b	5c	5d	5e	6	16
1	Churches	Companies	Church Attendance Average	Church Membership at Beginning of Year	Members Added				Members Subtracted					Church Membership at End of Year	Sabbath School Attendance Average
Conference or Mission					Baptisms	Professions of Faith	Letters Received	Adjustments	Letters Granted	Deaths	Dropped	Missing	Adjustments		

NORTHERN ASIA-PACIFIC DIVISION

1 CHINESE UNION MISSION
2 China	1,310	3,116	...	428,907	11,103	4,814	...	2,655	...	1,929	...	3,950	...	441,600	...
3 Hong Kong-Macao Conference	19	5	1,752	4,817	80	22	95	5	66	36	...	257	55	4,605	1,117
Totals	1,329	3,121	1,752	433,724	11,183	4,836	95	2,660	66	1,965	...	4,207	55	446,205	1,117
4 JAPAN UNION CONFERENCE
5 East Japan Conference	53	24	3,769	8,077	87	13	248	1	192	116	25	37	...	8,056	2,641
6 Okinawa Mission	14	5	805	2,048	33	7	54	...	46	39	3	2,054	549
7 West Japan Conference	30	22	2,063	5,145	85	15	300	...	322	60	3	76	...	5,084	1,715
Totals	97	51	6,636	15,270	205	35	602	1	560	215	31	113	...	15,194	4,904
8 KOREAN UNION CONFERENCE
9 East Central Korean Conference	159	48	14,990	78,312	1,140	...	25	...	4	3	79,470	12,548
10 Middlewest Korean Conference	129	16	8,314	29,816	487	6	37	...	13	14	...	2	...	30,317	7,070
11 North Korean Mission*	26	866	866	...
12 Southeast Korean Conference	125	30	6,685	32,448	549	...	11	...	16	32,992	5,839
13 Southwest Korean Conference	91	29	5,419	21,243	289	9	1	...	1	33	1	21,507	4,231
14 West Central Korean Conference	170	21	16,379	81,807	1,411	3	8	...	2	9	83,218	12,090
15 Jeju Attached Region	7	3	427	1,129	25	10	25	...	1,119	293
Totals	707	147	52,211	245,621	3,901	18	82	...	46	59	1	27	...	249,489	42,070
*As last reported in 1959.															
16 ATTACHED FIELDS
17 Mongolia Mission	6	5	691	2,146	234	3	2,377	699
18 Taiwan Conference	57	29	3,444	6,273	220	5	1	79	7	24	1	45	...	6,501	2,775
Totals	63	34	4,135	8,419	454	5	1	79	7	27	1	45	...	8,878	3,474
19 NORTHERN ASIA-PACIFIC DIVISION
20 Chinese Union Mission	1,329	3,121	1,752	433,724	11,183	4,836	95	2,660	66	1,965	...	4,207	55	446,205	1,117
21 Japan Union Conference	97	51	6,636	15,270	205	35	602	1	560	215	31	113	...	15,194	4,904
22 Korean Union Conference	707	147	52,211	245,621	3,901	18	82	...	46	59	1	27	...	249,489	42,070
23 Attached Fields	63	34	4,135	8,419	454	5	1	79	7	27	1	45	...	8,878	3,474
DIVISION TOTALS	2,196	3,353	64,733	703,034	15,743	4,894	780	2,740	679	2,266	33	4,392	55	719,766	51,564

SOUTH AMERICAN DIVISION

1 ARGENTINA UNION CONFERENCE
2 Buenos Aires Conference	172	61	...	31,137	1,171	39	915	7	931	190	492	39	73	31,544	...
3 Central Argentine Conference	131	102	...	21,236	843	32	572	3	498	103	131	...	14	21,940	...
4 Central West Argentine Mission	47	40	...	8,839	737	22	464	8	439	60	199	...	16	9,356	...
5 North Argentine Conference	118	136	...	25,029	1,404	47	687	9	712	123	506	...	44	25,791	...
6 Northwest Argentine Mission	50	48	...	12,779	713	15	275	3	297	37	70	...	4	13,377	...
7 South Argentine Conference	82	57	...	12,299	581	22	432	...	405	79	243	31	7	12,569	...
Totals	600	444	...	111,319	5,449	177	3,345	30	3,282	592	1,641	70	158	114,577	...
8 BOLIVIA UNION MISSION
9 Central Bolivia Mission	83	150	...	30,312	3,116	356	1,255	11	1,152	142	26	2,856	75	30,799	...
10 East Bolivia Mission	103	174	...	27,039	3,730	137	1,252	54	1,234	63	10	2,059	36	28,810	...
11 West Bolivia Mission	199	386	...	55,784	5,638	580	764	9	847	129	140	2,406	173	59,080	...
Totals	385	710	...	113,135	12,484	1,073	3,271	74	3,233	334	176	7,321	284	118,689	...
12 CENTRAL BRAZIL UNION CONFERENCE
13 Central Sao Paulo Conference	149	134	...	32,421	3,042	158	2,929	5	2,384	189	1,649	118	26	34,189	...
14 East Sao Paulo Conference	135	124	...	35,593	3,042	79	2,009	16	2,255	196	870	585	62	36,771	...
15 Sao Paulo Conference	146	87	...	34,409	2,303	49	1,674	7	1,777	168	898	103	37	35,459	...
16 Sao Paulo Valley Conference	151	110	...	29,142	2,092	63	1,879	20	1,903	171	867	781	60	29,414	...
17 South Sao Paulo Conference	128	64	...	35,932	2,450	95	1,431	8	1,754	211	934	140	28	36,849	...
18 Southeast Sao Paulo Conference	81	56	...	17,248	1,689	36	1,150	4	1,086	117	494	152	11	18,267	...
19 Southwest Sao Paulo Conference	171	132	...	29,479	2,995	112	2,804	1	2,699	155	619	84	21	31,813	...
20 West Sao Paulo Conference	181	130	...	31,648	1,906	39	1,480	11	1,506	199	663	163	10	32,543	...
Totals	1,142	837	...	245,872	19,519	631	15,356	72	15,364	1,406	6,994	2,126	255	255,305	...
21 CHILE UNION MISSION
22 Central Chile Mission	61	38	...	6,968	408	48	351	(1)	333	68	206	182	9	6,976	...
23 Central South Chile Conference	113	64	...	19,723	1,271	231	956	...	901	141	182	1,959	58	18,940	...
24 Metropolitan Chile Conference	94	29	...	16,898	808	368	470	1	438	65	139	1,189	14	16,700	...
25 North Chile Mission	79	52	...	10,910	1,111	122	315	...	338	31	41	265	12	11,771	...
26 Pacific Chile Mission	94	65	...	12,780	773	75	491	19	443	133	165	666	8	12,723	...
27 South Austral Chile Conference	150	89	...	21,649	1,105	157	434	1	404	150	206	509	46	22,031	...
28 South Metropolitan Chile Mission	76	18	...	11,010	618	203	187	23	249	49	54	395	9	11,285	...
Totals	667	355	...	99,938	6,094	1,204	3,204	43	3,106	637	993	5,165	156	100,426	...

STATISTICAL REPORT FOR 2016

Conference or Mission	Churches, Companies, and Church Membership														
1	2a	2b	3a	3b	4a	4b	4c	4d	5a	5b	5c	5d	5e	6	16
Conference or Mission	Churches	Companies	Church Attendance Average	Church Membership at Beginning of Year	Members Added				Members Subtracted					Church Membership at End of Year	Sabbath School Attendance Average
					Baptisms	Professions of Faith	Letters Received	Adjustments	Letters Granted	Deaths	Dropped	Missing	Adjustments		

SOUTH AMERICAN DIVISION (CONT'D)

29 EAST BRAZIL UNION MISSION															
30 Bahia Conference	221	208		42,882	3,066	69	2,348	9	2,446	282	1,905	367	77	43,297	
31 Central Bahia Conference	189	296		32,097	3,312	93	1,999	22	1,767	187	1,094	4	85	34,386	
32 North Bahia Mission	138	281		26,216	2,483	47	1,463	8	1,460	166	1,450	96	49	26,996	
33 Sergipe Mission	114	171		23,697	3,073	76	1,352	8	1,381	99	1,078	111	46	25,491	
34 South Bahia Conference	206	290		45,136	3,396	85	4,487	7	4,458	372	1,380	1,619	153	45,129	
35 Southwest Bahia Mission	170	244		30,159	2,727	54	1,767	8	1,761	113	799	92	38	31,912	
Totals	1,038	1,490		200,187	18,057	424	13,416	62	13,273	1,219	7,706	2,289	448	207,211	
36 ECUADOR UNION MISSION															
37 North Ecuador Mission	141	190		32,699	3,699	175	1,482	24	1,473	106	1,902	1,766	311	32,521	
38 South Ecuador Mission	128	229		26,828	2,915	113	841	4	853	104	1,256	25	58	28,405	
Totals	269	419		59,527	6,614	288	2,323	28	2,326	210	3,158	1,791	369	60,926	
39 NORTH BRAZIL UNION MISSION															
40 Maranhao Conference	473	388		69,843	14,707	194	2,531	14	2,661	311	8,975	279	104	74,959	
41 North Para Conference	222	207		70,478	5,572	87	1,822	29	35,808	355	6,510	1,810	159	33,346	
42 Para-Amapa Mission	182	170			4,717	61	35,070	6	1,483	76	1,467	199	50	36,579	
43 South Maranhao Mission	283	212		49,994	6,828	173	2,118	2	2,301	223	2,326	2,689	210	51,366	
44 South Para Conference	280	221		46,798	7,218	81	2,756	8	2,824	128	1,601	756	52	51,500	
45 West Para Mission	165	172		32,180	4,815	121	1,885	4	1,663	58	698	518	52	36,016	
Totals	1,605	1,370		269,293	43,857	717	46,182	63	46,740	1,151	21,577	6,251	627	283,766	
46 NORTH PERU UNION MISSION															
47 East Central Peru Conference	149	168		29,696	2,934	232	1,434	20	1,156	115	914	1,890	197	30,044	
48 North Pacific Conference	341	553		54,839	5,340	215	1,831	5	1,883	424	2,735	1,191	88	55,909	
49 North Peru Mission	325	517		52,081	5,810	246	1,456	1	1,644	186	2,553	1,644	47	53,520	
50 Northeast Peru Mission	265	339		39,705	4,794	151	1,189	6	1,224	184	3,038	1,474	55	39,870	
51 West Central Peru Mission	215	188		32,438	2,968	176	805	5	814	125	1,418	529	39	33,467	
Totals	1,295	1,765		208,759	21,846	1,020	6,715	37	6,721	1,034	10,658	6,728	426	212,810	
52 NORTHEAST BRAZIL UNION MISSION															
53 Alagoas Mission	128	171		31,515	3,705	132	2,743	7	2,847	159	1,399	563	218	32,916	
54 Ceara Conference	199	355		76,276	7,714	382	2,985	108	24,016	129	3,678	1,183	376	58,083	
55 Central Pernambuco Conference	197	263		41,603	4,498	98	3,704	17	3,685	94	1,736	258	80	44,067	
56 Northeast Brazil Mission	191	293		42,471	5,116	162	2,629	4	2,652	122	3,872	234	188	43,314	
57 Pernambuco Conference	165	174		29,046	3,296	81	1,844	19	1,924	245	1,623	14	168	30,312	
58 Piaui Mission	87	185			2,649	79	21,722	102	1,438	79	1,795	732	115	20,393	
Totals	967	1,441		220,911	26,978	934	35,627	257	36,562	828	14,103	2,984	1,145	229,085	
59 NORTHWEST BRAZIL UNION MISSION															
60 Amazonas-Roraima Conference	363	371		60,187	9,818	265	4,409	7	4,252	196	4,912	760	55	64,511	
61 Central Amazon Conference	215	153		42,188	6,250	150	2,608	13	2,851	129	3,040	1,164	117	43,908	
62 South Rondonia Conference	137	90		18,774	1,629	66	1,531	67	1,669	80	526	586	46	19,160	
63 West Amazon Conference	210	156		34,743	3,915	88	3,229	11	3,556	123	3,082	647	247	34,331	
Totals	925	770		155,892	21,612	569	11,777	98	12,328	528	11,560	3,157	465	161,910	
64 PARAGUAY UNION OF CHURCHES MISS.	61	93		11,459	954	43	482	9	455	38	336	(1)	18	12,101	
65 SOUTH BRAZIL UNION CONFERENCE															
66 Central Parana Conference	141	88		26,271	1,936	67	1,883	7	1,827	238	1,695	169	52	26,183	
67 Central Rio Grande do Sul Conference	139	130		24,819	1,708	96	1,728	6	1,775	232	1,504	907	73	23,866	
68 North Parana Conference	138	116		25,728	1,626	49	1,727	11	1,582	183	726	900	14	25,736	
69 North Santa Catarina Conference	132	94		19,222	1,406	69	1,744	9	1,644	137	1,764	596	19	18,290	
70 Rio Grande do Sul Conference	151	153		29,247	1,963	48	2,039	2	2,115	331	1,323	292	52	29,186	
71 Santa Catarina Conference	141	99		21,058	2,319	46	1,819	4	1,585	116	1,022	210	36	22,277	
72 South Parana Conference	113	97		21,190	1,786	42	1,768	5	1,822	155	831	607	18	21,358	
73 West Parana Mission	106	109		16,071	1,475	44	1,343	2	1,299	100	615	82	7	16,832	
74 Western Rio Grande do Sul Mission	64	92		10,847	928	29	521	2	532	104	325	534	12	10,820	
Totals	1,125	978		194,453	15,147	490	14,572	48	14,181	1,596	9,805	4,297	283	194,548	
75 SOUTH PERU UNION MISSION															
76 Central Andina Mission	167	227		20,235	2,136	74	388	2	447	35	577	129	43	21,604	
77 Central Peru Conference	222	148		45,164	3,312	118	1,366	129	1,327	203	2,186	4,031	121	42,221	
78 East Peru Mission	157	147		25,134	4,528	119	1,122	54	1,103	125	1,911	523	41	27,254	
79 Lake Titicaca Mission	291	478		48,307	3,852	173	2,820	2	2,876	700	6,573	122	362	44,521	
80 South Peru Mission	186	195		29,875	2,523	291	1,143	119	1,062	221	637	1,613	146	30,272	
81 Southeast Peru Mission	115	272		30,018	2,873	138	730	43	760	128	1,070	1,139	141	30,564	
Totals	1,138	1,467		198,733	19,224	913	7,569	349	7,575	1,412	12,954	7,557	854	196,436	
82 SOUTHEAST BRAZIL UNION CONFERENCE															
83 Central Minas Conference	162	202		28,770	2,311	117	1,865	4	1,871	174	681	104	23	30,214	
84 East Minas Conference	115	135		17,858	1,468	40	697	1	744	119	366	38	9	18,788	
85 Espirito Santo Conference	182	106		26,540	2,524	54	1,635	18	1,603	194	1,595	426	41	26,912	

GENERAL STATISTICS BY DIVISIONS FOR 2016

Conference or Mission	Churches, Companies, and Church Membership														
	2a	2b	3a	3b	4a	4b	4c	4d	5a	5b	5c	5d	5e	6	16
1	Churches	Companies	Church Attendance Average	Church Membership at Beginning of Year	Members Added				Members Subtracted					Church Membership at End of Year	Sabbath School Attendance Average
Conference or Mission					Baptisms	Professions of Faith	Letters Received	Adjustments	Letters Granted	Deaths	Dropped	Missing	Adjustments		

SOUTH AMERICAN DIVISION (CONT'D)

SOUTHEAST BRAZIL UNION CONFERENCE (CONT'D)															
86 North Minas Mission	73	107	...	12,811	1,407	34	588	1	611	76	424	56	14	13,660	...
87 Rio de Janeiro Conference	100	59	...	15,699	1,086	21	843	17	869	135	354	65	5	16,238	...
88 Rio Fluminense Conference	106	127	...	19,900	1,341	12	1,124	3	1,064	189	520	219	14	20,374	...
89 South Espirito Santo Conference	199	106	...	25,982	2,076	88	1,793	11	1,893	130	1,167	523	27	26,210	...
90 South Minas Conference	130	164	...	21,706	1,604	72	1,031	52	950	123	562	138	101	22,591	...
91 South Rio Conference	191	120	...	26,233	1,782	42	1,191	3	1,311	250	632	30	34	26,994	...
Totals	1,258	1,126	...	195,499	15,599	480	10,767	110	10,916	1,390	6,301	1,599	268	201,981	...
92 URUGUAY UNION OF CHURCHES MISSION	59	42	...	8,243	382	12	293	8	301	154	375	...	145	7,963	...
93 WEST CENTRAL BRAZIL UNION MISSION
94 Central Brazil Conference	147	172	...	26,298	1,987	125	2,126	18	1,986	173	1,036	281	204	26,874	...
95 Central Planalto Conference	156	113	...	28,638	2,417	71	1,889	2	1,840	86	778	572	31	29,710	...
96 Mato Grosso Conference	193	188	...	30,169	2,650	83	2,304	10	2,271	157	981	900	51	30,856	...
97 South Mato Grosso Conference	130	117	...	20,774	1,640	54	1,649	6	1,549	155	803	88	24	21,504	...
98 Tocantins Mission	66	127	...	11,479	1,636	66	994	13	952	55	225	127	55	12,774	...
Totals	692	717	...	117,358	10,330	399	8,962	49	8,598	626	3,823	1,968	365	121,718	...
99 SOUTH AMERICAN DIVISION
100 Argentina Union Conference	600	444	...	111,319	5,449	177	3,345	30	3,282	592	1,641	70	158	114,577	...
101 Bolivia Union Mission	385	710	...	113,135	12,484	1,073	3,271	74	3,233	334	176	7,321	284	118,689	...
102 Central Brazil Union Conference	1,142	837	...	245,872	19,519	631	15,356	72	15,364	1,406	6,994	2,126	255	255,305	...
103 Chile Union Mission	667	355	...	99,938	6,094	1,204	3,204	43	3,106	637	993	5,165	156	100,426	...
104 East Brazil Union Mission	1,038	1,490	...	200,187	18,057	424	13,416	62	13,273	1,219	7,706	2,289	448	207,211	...
105 Ecuador Union Mission	269	419	...	59,527	6,614	288	2,323	28	2,326	210	3,158	1,791	369	60,926	...
106 North Brazil Union Mission	1,605	1,370	...	269,293	43,857	717	46,182	63	46,740	1,151	21,577	6,251	627	283,766	...
107 North Peru Union Mission	1,295	1,765	...	208,759	21,846	1,020	6,715	37	6,721	1,034	10,658	6,728	426	212,810	...
108 Northeast Brazil Union Mission	967	1,441	...	220,911	26,978	934	35,627	257	36,562	828	14,103	2,984	1,145	229,085	...
109 Northwest Brazil Union Mission	925	770	...	155,892	21,612	569	11,777	98	12,328	528	11,560	3,157	465	161,910	...
110 Paraguay Union of Churches Mission	61	93	...	11,459	954	43	482	9	455	38	336	(1)	18	12,101	...
111 South Brazil Union Conference	1,125	978	...	194,453	15,147	490	14,572	48	14,181	1,596	9,805	4,297	283	194,548	...
112 South Peru Union Mission	1,138	1,467	...	198,733	19,224	913	7,569	349	7,575	1,412	12,954	7,557	854	196,436	...
113 Southeast Brazil Union Conference	1,258	1,126	...	195,499	15,599	480	10,767	110	10,916	1,390	6,301	1,599	268	201,981	...
114 Uruguay Union of Churches Mission	59	42	...	8,243	382	12	293	8	301	154	375	...	145	7,963	...
115 West Central Brazil Union Mission	692	717	...	117,358	10,330	399	8,962	49	8,598	626	3,823	1,968	365	121,718	...
DIVISION TOTALS	13,226	14,024	...	2,410,578	244,146	9,374	183,861	1,337	184,961	13,155	112,160	53,302	6,266	2,479,452	...

SOUTH PACIFIC DIVISION

1 AUSTRALIAN UNION CONFERENCE															
2 Greater Sydney Conference	64	12	...	9,336	178	20	301	...	288	57	25	12	...	9,453	...
3 North New South Wales Conference	64	14	...	11,519	190	15	435	...	352	83	17	8	...	11,699	...
4 Northern Australian Conference	26	9	...	2,633	75	6	75	...	78	24	5	18	...	2,664	...
5 South Australian Conference	29	7	...	2,968	57	7	95	...	98	32	7	4	...	2,986	...
6 South New South Wales Conference	31	7	...	2,754	38	5	75	...	58	21	20	(1)	...	2,774	...
7 South Queensland Conference	81	15	...	12,233	184	56	519	...	492	95	25	148	...	12,232	...
8 Tasmanian Conference	11	3	...	1,187	13	9	17	...	17	7	2	1,200	...
9 Victorian Conference	78	17	...	10,700	239	58	285	...	259	103	14	33	...	10,873	...
10 Western Australian Conference	39	22	...	6,393	119	12	149	...	125	54	6	6,488	...
Totals	423	106	...	59,723	1,093	188	1,951	...	1,767	476	121	222	...	60,369	...
11 NEW ZEALAND PACIFIC UNION CONF															
12 Cook Islands Mission	15	2	618	979	25	3	3	...	9	3	1	2	...	995	496
13 French Polynesia Mission	41	18	1,702	5,138	317	3	135	...	112	26	102	101	...	5,252	1,554
14 New Caledonia Mission	6	5	643	957	46	4	...	22	...	977	476
15 North New Zealand Conference	61	24	2,960	10,517	334	49	257	...	286	59	6	117	6	10,683	1,834
16 South New Zealand Conference	20	2	1,180	2,173	50	7	67	...	44	25	32	26	...	2,170	983
17 Pitcairn Island Attached Church	1	...	11	22	22	4
Totals	144	51	7,112	19,786	772	62	462	...	451	117	141	268	6	20,099	5,346
18 PAPUA NEW GUINEA UNION MISSION															
19 Bougainville Mission	44	132	10,783	6,489	824	158	120	2,321	122	76	33	1,351	...	8,330	9,926
20 Central Papua Conference	124	273	11,646	36,199	4,775	3,990	134	2,959	88	245	156	2,563	...	45,005	12,185
21 Eastern Highlands Simbu Mission	243	690	107,447	51,851	15,147	2,615	569	9,062	412	404	259	3,666	...	74,503	99,185
22 Madang Manus Mission	59	153	12,770	11,912	2,117	433	26	...	151	78	96	663	...	13,500	13,026
23 Morobe Mission	69	213	13,494	23,813	353	396	11	...	31	26	4	267	171	24,074	13,651
24 New Britain New Ireland Mission	109	184	2,324	15,426	253	38	22	...	12	19	79	296	...	15,333	2,135
25 Northern and Milne Bay Mission	46	192	1,753	11,342	330	28	...	2,143	...	8	10	66	...	13,759	1,273
26 Sepik Mission	64	171	10,126	11,930	966	547	11	...	29	67	41	199	...	13,118	12,295
27 South West Papua Mission	25	92	8,520	10,533	38	306	14	...	5	19	77	100	...	10,690	8,424
28 Western Highlands Mission	235	991	43,552	72,544	2,083	132	112	2,202	68	116	112	265	...	76,512	43,746
Totals	1,018	3,091	222,413	252,039	26,886	8,643	1,019	18,687	918	1,058	867	9,436	171	294,824	215,845

STATISTICAL REPORT FOR 2016

Conference or Mission	Churches, Companies, and Church Membership														
1	2a	2b	3a	3b	4a	4b	4c	4d	5a	5b	5c	5d	5e	6	16
Conference or Mission	Churches	Companies	Church Attendance Average	Church Membership at Beginning of Year	Members Added				Members Subtracted					Church Membership at End of Year	Sabbath School Attendance Average
					Baptisms	Professions of Faith	Letters Received	Adjustments	Letters Granted	Deaths	Dropped	Missing	Adjustments		

SOUTH PACIFIC DIVISION (CONT'D)

29 TRANS PACIFIC UNION MISSION	1	45	45	...
30 Fiji Mission	159	101	...	24,573	1,365	...	10	120	85	73	2	448	2	25,458	...
31 Kiribati Mission	14	11	...	2,627	23	3	38	2,609	...
32 Samoa-Tokelau Mission	36	24	2,907	11,225	710	18	8	5	1,688	65	82	45	3,133	6,953	2,794
33 Solomon Islands Mission	192	413	1,756	48,940	2,075	12	9	...	7	18	31	173	...	50,807	1,700
34 Tonga Mission	16	18	1,533	3,060	285	20	3,325	1,274
35 Vanuatu Mission	86	129	930	23,203	562	42	...	159	...	24	7	10	156	23,769	322
36 American Samoa Attached Region	10	5	1,674	1,674	...
37 Niue Attached Church	1	7	11	18	...
38 Tuvalu Attached District	1	2	69	362	13	19	12	...	344	59
Totals	516	703	7,194	114,042	5,044	72	1,701	284	1,780	203	141	688	3,329	115,002	6,148

Note—Statistics for Nauru Attached Church are on the Trans Pacific Union row.

39 SOUTH PACIFIC DIVISION
40 Australian Union Conference	423	106	...	59,723	1,093	188	1,951	...	1,767	476	121	222	...	60,369	...
41 New Zealand Pacific Union Conference	144	51	7,112	19,786	772	62	462	...	451	117	141	268	6	20,099	5,346
42 Papua New Guinea Union Mission	1,018	3,091	222,413	252,039	26,886	8,643	1,019	18,687	918	1,058	867	9,436	171	294,824	215,845
43 Trans Pacific Union Mission	516	703	7,194	114,042	5,044	72	1,701	284	1,780	203	141	688	3,329	115,002	6,148
DIVISION TOTALS	2,101	3,951	236,719	445,590	33,795	8,965	5,133	18,971	4,916	1,854	1,270	10,614	3,506	490,294	227,339

SOUTHERN AFRICA-INDIAN OCEAN DIVISION

1 BOTSWANA UNION CONFERENCE
2 North Botswana Conference	84	61	200	22,718	988	...	15	60	10	7	7	30	...	23,727	196
3 South Botswana Conference	59	24	2,560	19,721	415	5	136	91	143	22	5	20,198	2,393
Totals	143	85	2,760	42,439	1,403	5	151	151	153	29	12	30	...	43,925	2,588
4 INDIAN OCEAN UNION CONFERENCE
5 Central Malagasy Conference	429	522	12,187	59,405	3,818	37	408	...	321	83	634	746	270	61,614	12,658
6 Mahajanga Mission	122	172	13,717	31,452	3,288	32	106	216	85	25	387	147	...	34,450	13,598
7 Mauritius Conference	34	5	3,453	4,813	265	1	44	27	48	28	3	...	57	5,014	2,853
8 Mayotte Field Station	...	1	17	104	104	18
9 North Malagasy Conference	187	235	25,451	27,594	3,701	32	69	17	101	57	76	21	81	31,077	24,038
10 Reunion Conference	20	1	680	1,463	17	1	9	131	120	9	5	7	...	1,480	556
11 Seychelles Mission	7	3	639	1,001	18	2	24	57	12	13	26	93	15	943	481
12 South Malagasy Conference	159	196	18,466	22,875	2,554	3	70	549	119	60	100	25	21	25,726	18,446
Totals	958	1,135	74,608	148,603	13,661	108	834	997	806	275	1,231	1,039	444	160,408	72,646
13 MALAWI UNION CONFERENCE
14 Central Malawi Conference	270	554	35,473	76,358	10,625	65	871	...	1,222	266	1,110	155	...	85,166	33,907
15 North Malawi Field	177	433	9,094	79,473	4,238	12	213	...	258	110	165	49	...	83,354	13,506
16 South Malawi Field	978	840	154,941	326,865	24,285	547	1,163	...	1,833	908	1,186	790	...	348,143	142,877
Totals	1,425	1,827	199,508	482,696	39,148	624	2,247	...	3,313	1,284	2,461	994	...	516,663	190,289
17 MOZAMBIQUE UNION MISSION
18 Central Mission	107	752	23,848	70,464	6,579	26	148	500	758	...	75,663	20,459
19 North Mission	815	670	146,188	236,557	8,033	100	77	...	1,244	299	1,142	1,377	...	240,705	139,261
20 North-East Mission	30	97	9,168	12,960	1,182	4	10	...	89	41	202	61	...	13,763	8,671
21 South Mission	84	130	13,230	26,641	1,694	17	28	...	22	35	51	68	...	28,204	13,123
Totals	1,036	1,649	192,433	346,622	17,488	147	115	...	1,355	523	1,895	2,264	...	358,335	181,514
22 NORTH-EASTERN ANGOLA UNION MISS
23 East Association Mission	143	301	17,717	38,485	9,255	258	48	...	47	175	252	888	...	46,684	13,557
24 North Association Mission	308	554	101,534	137,210	14,737	148	100	...	139	579	775	560	...	150,142	95,183
Totals	451	855	119,251	175,695	23,992	406	148	...	186	<					

GENERAL STATISTICS BY DIVISIONS FOR 2016

Conference or Mission	Churches, Companies, and Church Membership														
	2a	2b	3a	3b	4a	4b	4c	4d	5a	5b	5c	5d	5e	6	16
1	Churches	Companies	Church Attendance Average	Church Membership at Beginning of Year	Members Added				Members Subtracted					Church Membership at End of Year	Sabbath School Attendance Average
Conference or Mission					Baptisms	Professions of Faith	Letters Received	Adjustments	Letters Granted	Deaths	Dropped	Missing	Adjustments		

SOUTHERN AFRICA-INDIAN OCEAN DIVISION (CONT'D)

39 SOUTHERN ZAMBIA UNION CONFERENCE
40 East Zambia Field	116	195	4,344	29,378	3,324	3	323	...	749	48	155	32,076	2,446
41 Lusaka Conference	306	307	79,978	151,679	14,296	56	3,261	...	3,329	299	1,210	241	...	164,213	56,965
42 South Zambia Conference	522	1,209	63,046	317,035	22,970	101	2,936	...	3,988	450	695	49	...	337,860	49,037
43 West Zambia Field	126	480	3,972	72,589	7,925	238	257	5	290	77	262	80,385	2,821
Totals	1,070	2,191	151,339	570,681	48,515	398	6,777	5	8,356	874	2,322	290	...	614,534	111,268
44 SOUTH-WESTERN ANGOLA UNION MISS
45 Central Association Mission	560	985	67,577	137,954	16,380	...	1,071	...	1,383	544	1,421	1,522	...	150,535	62,366
46 South Association Mission	212	315	78,824	84,267	3,565	...	395	...	26	96	350	87,755	80,936
Totals	772	1,300	146,401	222,221	19,945	...	1,466	...	1,409	640	1,771	1,522	...	238,290	143,301
47 ZIMBABWE UNION CONFERENCE
48 Central Zimbabwe Conference	428	360	24,832	144,076	7,039	12	1,402	...	2,712	268	746	1,756	...	147,047	25,843
49 East Zimbabwe Conference	454	567	22,375	172,755	9,723	55	1,317	...	1,946	179	335	1,278	...	180,112	19,139
50 North Zimbabwe Conference	366	526	17,322	146,619	7,917	109	1,545	...	2,091	142	365	1,542	...	152,050	13,836
51 North-West Zimbabwe Conference	528	299	61,208	131,737	11,759	23	803	...	1,345	357	857	1,158	...	140,605	58,912
52 South Zimbabwe Conference	190	323	17,582	95,777	7,167	3	404	...	674	92	83	102,502	13,246
53 West Zimbabwe Conference	214	366	26,920	154,249	9,092	2	780	...	682	121	185	21	...	163,114	26,028
Totals	2,180	2,441	170,238	845,213	52,697	204	6,251	...	9,450	1,159	2,571	5,755	...	885,430	157,002
54 ATTACHED FIELD
55 Sao Tome and Principe Mission	13	56	...	6,809	868	1	1	12	18	128	7	7,514	...
56 SOUTHERN AFRICA-INDIAN OCEAN DIV	1
57 Botswana Union Conference	143	85	2,760	42,439	1,403	5	151	151	153	29	12	30	...	43,925	2,588
58 Indian Ocean Union Conference	958	1,135	74,608	148,603	13,661	108	834	997	806	275	1,231	1,039	444	160,408	72,646
59 Malawi Union Conference	1,425	1,827	199,508	482,696	39,148	624	2,247	...	3,313	1,284	2,461	994	...	516,663	190,289
60 Mozambique Union Mission	1,036	1,649	192,433	346,622	17,488	147	115	...	1,355	523	1,895	2,264	...	358,335	181,514
61 North-Eastern Angola Union Mission	451	855	119,251	175,695	23,992	406	148	...	186	754	1,027	1,448	...	196,826	108,739
62 Northern Zambia Union Conference	1,560	1,783	232,676	508,383	50,357	194	6,373	...	6,636	1,046	2,001	414	...	555,210	218,457
63 Southern Africa Union Conference	1,251	478	31,488	164,707	6,107	333	15,651	316	15,079	362	173	1,053	9	170,438	24,372
64 Southern Zambia Union Conference	1,070	2,191	151,339	570,681	48,515	398	6,777	5	8,356	874	2,322	290	...	614,534	111,268
65 South-Western Angola Union Mission	772	1,300	146,401	222,221	19,945	...	1,466	...	1,409	640	1,771	1,522	...	238,290	143,301
66 Zimbabwe Union Conference	2,180	2,441	170,238	845,213	52,697	204	6,251	...	9,450	1,159	2,571	5,755	...	885,430	157,002
67 Attached Field	13	56	...	6,809	868	1	1	12	18	128	7	7,514	...
DIVISION TOTALS	10,859	13,800	1,320,702	3,514,069	274,181	2,420	40,014	1,469	46,743	6,958	15,482	14,937	460	3,747,573	1,210,175

SOUTHERN ASIA DIVISION

1 EAST-CENTRAL INDIA UNION SECTION
2 Adilabad Region	36	65	1,673	10,999	44	11,043	1,727
3 Guntur Region	232	42	32,075	75,718	756	103	1	1	...	76,369	33,624
4 Hyderabad Metro Section	13	54	14,968	7,255	55	4	7,306	14,428
5 North Andhra Section	357	221	33,973	162,336	1,568	...	1	8	2	1	...	163,894	35,640
6 North Orissa Region	23	56	18,942	6,209	125	5	3	6,336	13,353
7 North Rayalaseema Section	229	24	10,639	68,611	644	94	7	69,154	9,568
8 Northeast Andhra Section	137	115	17,116	48,882	497	...	7	4	4	3	...	49,375	17,237
9 Northwest Andhra Section	165	118	33,865	65,824	579	25	28	...	23	...	66,377	34,153
10 Orissa Section	181	248	36,422	45,235	402	3	45,634	38,683
11 South Andhra Section	374	125	77,576	132,207	2,210	135	134,282	75,786
12 South Rayalaseema Section	227	40	30,373	78,028	119	23	10	50	...	78,064	26,586
13 Southeast Andhra Section	374	241	86,058	148,077	638	31	148,684	84,223
14 Vishaka Metro Region	15	37	4,330	8,764	41	8	...	2	...	8,795	2,809
15 West Andhra Section	232	42	46,869	118,681	1,017	42	119,656	45,699
Totals	2,595	1,428	444,877	976,826	8,695	30	8	...	4	486	23	77	...	984,969	433,513
16 NORTHEAST INDIA UNION SECTION
17 Arunachal Pradesh Region	1	12	187	297	18	...	2	2	315	150
18 Assam Region	17	56	3,682	5,111	181	7	5,285	3,674
19 Garo Section	41	73	4,277	8,804	1,340	8	10,136	3,357
20 Khasi Jaintia Conference	28	59	3,188	4,634	215	15	13	4,821	3,377
21 Manipur Conference	46	51	5,546	6,938	181	31	2	6	...	7,080	5,472
22 Mizo Conference	78	51	2,349	19,602	1,195	...	7	...	2	24	65	25	207	20,481	2,690
23 Nagaland Region	3	5	536	712	20	3	...	3	...	726	530
Totals	214	307	19,762	46,098	3,150	...	9	...	2	90	80	34	207	48,844	19,248
24 NORTHERN INDIA UNION SECTION
25 Bihar Region	3	134	2,564	4,220	247	4,467	3,260
26 Chhattisgarh Region	10	56	2,775	4,634	422	7	9	174	...	4,866	3,129
27 Delhi Metro Region	6	36	2,359	3,476	100	1	3,575	2,371
28 Eastern Jharkhand Section	14	64	3,628	4,492	324	4,816	4,348
29 Eastern Uttar Pradesh Region	32	193	7,804	45,166	572	2	45,736	12,597

STATISTICAL REPORT FOR 2016

Conference or Mission	Churches, Companies, and Church Membership														
1	2a	2b	3a	3b	4a	4b	4c	4d	5a	5b	5c	5d	5e	6	16
Conference or Mission	Churches	Companies	Church Attendance Average	Church Membership at Beginning of Year	Members Added				Members Subtracted					Church Membership at End of Year	Sabbath School Attendance Average
					Baptisms	Professions of Faith	Letters Received	Adjustments	Letters Granted	Deaths	Dropped	Missing	Adjustments		

SOUTHERN ASIA DIVISION (CONT'D)

NORTHERN INDIA UNION SECTION (CONT'D)

30 Haryana Region	16	101	3,620	8,151	263	4	50	80	...	8,280	2,949
31 Himachal Pradesh Region	7	60	5,764	4,784	100	4,884	5,548
32 Madhya Bharat Section	54	102	2,826	7,779	245	2	8,022	3,119
33 North Bengal Section	51	35	10,917	10,820	353	22	11,151	10,671
34 North India Section	55	46	9,910	13,064	769	13,833	21,408
35 South Bengal Section	107	181	15,528	21,240	285	13	15	7	...	21,490	16,478
36 Upper Ganges Section	43	122	11,474	16,364	615	19	...	45	...	16,915	11,468
37 Western Jharkhand Section	52	101	9,832	9,022	300	10	9,312	9,847
38 Western Uttar Pradesh Region	15	219	18,108	20,198	330	14	...	12	...	20,502	18,065
Totals	465	1,450	107,107	173,410	4,925	94	74	318	...	177,849	125,254

SOUTH-CENTRAL INDIA UNION SECTION

40 Bangalore Metro Conference	52	41	4,001	15,095	464	19	15,540	4,076
41 Goa-West Karnataka Section	58	26	5,476	22,534	97	4	22,627	5,735
42 Kolar-Chinthamani Region	24	49	5,773	11,928	113	6	12,035	6,198
43 North Karnataka Section	84	9	7,292	20,555	94	10	20,639	6,778
44 Raichur-Bellary Region	13	15	1,738	1,750	81	6	1,825	1,691
45 South Karnataka Section	24	18	3,199	4,029	187	11	4,205	3,279
Totals	255	158	27,478	75,891	1,036	56	76,871	27,755

SOUTHEAST INDIA UNION SECTION

47 Chennai Metro Section	36	62	13,061	15,909	935	5	16,839	8,806
48 Coimbatore Tirupur Region	21	15	3,115	4,087	292	8	4,371	3,575
49 Dharmapuri Region	22	22	449	3,651	95	397	2	4,141	453
50 Erode Nilgiris Section	51	62	2,703	8,632	227	5	8,854	2,615
51 Kanchipuram-Chengalpattu Section	10	16	601	2,197	168	4	1	4	...	2,356	446
52 North Tamil Conference	84	302	21,564	27,735	186	5	27,916	21,538
53 Pudukottai-Thirumayam Region	4	15	403	1,222	19	1,241	395
54 Sivagangai Ramanathapuram Section	16	80	621	6,249	102	6,351	604
55 South Tamil Conference	131	108	24,921	37,551	728	...	2	...	12	39	13	28	...	38,189	25,304
56 Thanjavur-Karaikal Section	39	44	1,618	5,754	167	4	5,917	1,579
57 Theni-Periyakulam Region	8	26	681	3,573	89	1	3,661	593
58 Vellore Region	24	31	1,503	4,253	170	12	4,411	1,527
59 Villupuram-Tindivanam Region	6	28	767	3,059	151	1	3,209	767
Totals	452	811	72,005	123,872	3,329	397	12	86	14	32	127,456	68,198

SOUTHWEST INDIA UNION SECTION

61 Alappuzha-Pathanamthitta Section	25	5	874	1,846	23	6	1,863	890
62 Idukki Section	26	29	841	4,749	32	18	5	4,794	860
63 Malabar Region	7	16	418	1,466	9	1,475	418
64 North Kerala Section	46	26	1,636	7,616	97	9	7,704	1,625
65 South Kerala Section	132	15	4,050	21,109	99	33	21,175	4,162
Totals	236	91	7,819	36,786	260	18	53	37,011	7,953

WESTERN INDIA UNION SECTION

67 Central Maharashtra Conference	36	31	15,347	17,839	384	41	18,182	14,452
68 Gujarat Conference	42	59	21,404	25,688	705	6	26,387	18,805
69 Mumbai Metro Section	20	86	7,748	9,959	170	5	10,124	8,497
70 North Maharashtra Section	93	75	17,836	34,235	401	34,636	14,577
71 Saurashtra Region	4	60	1,894	3,685	122	3,807	1,824
72 South Gujarat Region	4	28	2,501	3,011	102	23	3,136	2,540
73 South Maharashtra Section	37	52	5,618	10,007	106	6	10,107	5,757
74 Vidarbha Region (Nagpur)	21	91	6,513	10,627	312	10,939	6,392
Totals	257	482	78,858	115,051	2,302	23	58	117,318	72,842

ATTACHED FIELDS

76 Andaman and Nicobar Island Region	1	6	43	291	8	299	39
77 East Himalayan Field	10	28	494	713	44	2	755	459
78 Nepal Section	29	82	4,326	9,101	141	9,242	4,326
Totals	40	116	4,862	10,105	193	2	10,296	4,823

SOUTHERN ASIA DIVISION

80 East-Central India Union Section	2,595	1,428	444,877	976,826	8,695	30	8	...	4	486	23	77	...	984,969	433,513
81 Northeast India Union Section	214	307	19,762	46,098	3,150	...	9	...	2	90	80	34	207	48,844	19,248
82 Northern India Union Section	465	1,450	107,107	173,410	4,925	94	74	318	...	177,849	125,254
83 South-Central India Union Section	255	158	27,478	75,891	1,036	56	76,871	27,755
84 Southeast India Union Section	452	811	72,005	123,872	3,329	397	2	...	12	86	14	32	...	127,456	68,198
85 Southwest India Union Section	236	91	7,819	36,786	260	18	53	37,011	7,953
86 Western India Union Section	257	482	78,858	115,051	2,302	23	58	117,318	72,842
87 Attached Fields	40	116	4,862	10,105	193	2	10,296	4,823
DIVISION TOTALS	4,514	4,843	762,766	1,558,039	23,890	468	19	...	18	925	191	461	207	1,580,614	759,585

GENERAL STATISTICS BY DIVISIONS FOR 2016

Conference or Mission	Churches, Companies, and Church Membership														
	2a	2b	3a	3b	4a	4b	4c	4d	5a	5b	5c	5d	5e	6	16
1	Churches	Companies	Church Attendance Average	Church Membership at Beginning of Year	Members Added				Members Subtracted					Church Membership at End of Year	Sabbath School Attendance Average
Conference or Mission					Baptisms	Professions of Faith	Letters Received	Adjustments	Letters Granted	Deaths	Dropped	Missing	Adjustments		
SOUTHERN ASIA-PACIFIC DIVISION															
1 BANGLADESH UNION MISSION.....
2 East Bangladesh Mission	25	69	3,927	4,236	266	1	4,501	3,807
3 North Bangladesh Mission	35	77	4,972	7,614	118	2	7,730	6,924
4 South Bangladesh Mission	35	50	3,166	9,027	264	17	9,274	3,010
5 West Bangladesh Mission.....	28	95	6,093	8,447	154	7	8,594	7,689
Totals	123	291	18,157	29,324	802	27	30,099	21,430
6 CENTRAL PHILIPPINE UNION CONF.....
7 Central Visayan Conference	273	79	10,588	35,854	2,769	37	18	...	8	59	12	153	...	38,446	9,366
8 East Visayan Conference	183	153	6,989	26,285	1,838	41	28,082	6,047
9 Negros Occidental Conference.....	280	116	14,214	43,185	1,942	...	252	...	9	47	25	20	...	45,278	15,443
10 Negros Oriental-Siquijor Mission.....	140	55	8,926	15,885	645	5	18	...	14	50	10	68	...	16,411	6,220
11 Romblon Adventist Mission.....	68	17	3,197	7,950	315	22	8	4	8	27	128	68	...	8,068	3,173
12 West Visayan Conference.....	306	101	14,280	41,348	1,184	11	12	58	18	42	11	59	25	42,458	13,605
Totals	1,250	521	58,193	170,507	8,693	75	308	62	57	266	186	368	25	178,743	53,853
13 EAST INDONESIA UNION CONFERENCE.....
14 Bolaang Mongondow and Gorontalo Mission ..	60	15	4,463	6,210	351	1	37	...	37	15	12	6,535	4,517
15 Central Sulawesi Mission	56	42	8,808	9,105	346	13	14	21	16	...	9,387	7,918
16 Luwu Tana Toraja Mission	31	20	2,582	2,835	142	1	17	...	3	...	2,958	2,127
17 Maluku Mission	48	23	5,367	6,544	113	24	9	6,624	5,061
18 Minahasa Conference.....	216	20	14,927	26,937	611	9	36	12	24	86	52	49	10	27,384	13,057
19 North Minahasa Conference.....	225	7	26,492	28,069	970	...	4	63	28,980	24,102
20 Northern Island Mission	59	21	2,721	3,823	198	4	...	3	...	8	1	...	3	4,016	2,431
21 Papua Mission.....	119	43	14,761	15,730	1,380	28	17,082	12,980
22 South Sulawesi Conference	28	39	1,335	2,417	144	4	2	...	1	7	2,559	1,111
23 West Papua Mission	41	17	7,027	10,829	179	21	7	3	...	10,977	7,633
Totals	883	247	88,480	112,499	4,434	19	79	15	75	283	93	71	22	116,502	80,936
24 MYANMAR UNION MISSION.....
25 Ayeayawady Mission	62	24	3,642	7,470	183	2	75	21	76	61	...	16	28	7,570	3,690
26 Central Myanmar Mission	30	16	2,707	4,458	130	...	3	3	14	13	...	5	4	4,558	2,873
27 South East Mission	27	17	2,219	4,855	190	1	23	5	44	36	36	19	35	4,904	2,384
28 Upper Myanmar Mission.....	76	31	5,149	8,363	318	94	74	4	95	24	57	26	2	8,649	5,541
29 Yangon Attached District.....	38	14	4,445	5,293	211	...	28	...	94	21	36	...	60	5,321	4,188
Totals	233	102	18,161	30,439	1,032	97	203	33	323	155	129	66	129	31,002	18,675
30 NORTH PHILIPPINE UNION CONFERENCE.....
31 Central Luzon Conference	398	106	93,750	159,357	4,692	160	234	...	153	46	67	54	...	164,123	87,688
32 Mountain Provinces Mission	109	50	2,375	22,981	475	8	23,448	1,945
33 Northern Luzon Mission	336	62	9,893	47,021	2,920	2	2	...	15	41	49,889	10,300
34 Palawan Adventist Mission	117	39	10,425	25,239	1,725	...	6	...	4	28	26,938	11,527
35 South-Central Luzon Conference	327	111	3,575	53,284	2,966	14	59	...	39	43	83	44	...	56,114	3,058
36 Southern Luzon Mission	187	35	14,804	27,853	1,123	15	12	...	8	30	36	400	...	28,529	15,000
Totals	1,474	403	134,821	335,735	13,901	191	313	...	219	196	186	498	...	349,041	129,517
37 PAKISTAN UNION SECTION.....
38 Northern Section	87	64	2,323	6,202	508	...	3	6	6,707	1,680
39 Southern Section.....	31	49	2,872	4,738	251	...	2	6	3	4,982	1,927
Totals	118	113	5,194	10,940	759	...	2	3	...	12	3	11,689	3,607
40 SOUTH PHILIPPINE UNION CONFERENCE.....
41 Davao Mission.....	341	194	40,184	85,998	7,927	55	16	...	12	128	307	227	1,297	92,025	66,409
42 North Central Mindanao Conference	507	162	44,855	82,932	6,934	100	130	...	238	62	242	685	...	88,869	58,681
43 Northeastern Mindanao Mission	247	254	59,340	93,301	10,161	89	84	...	3,631	602	9,131	8,924	...	81,347	57,459
44 Southern Mindanao Mission	390	215	77,165	119,744	11,584	...	3	8	20	27	17	16	...	131,259	75,563
45 Western Mindanao Conference	325	146	40,552	63,977	4,489	242	12	...	9	113	...	13	...	68,585	33,263
46 Zamboanga Peninsula Mission.....	229	55	58,565	36,289	2,648	12	15	343	59	70	179	257	...	38,742	26,221
Totals	2,039	1,026	320,660	482,241	43,743	498	260	351	3,969	1,002	9,876	10,122	1,297	500,827	317,595
47 SOUTHEAST ASIA UNION MISSION.....
48 Cambodia Adventist Mission.....	6	32	3,449	6,646	225	12	...	5	...	6,854	3,510
49 Peninsular Malaysia Mission.....	28	11	2,867	5,762	127	3	32	...	19	23	1	5,881	2,181
50 Sabah Mission.....	145	83	16,954	31,347	419	1	25	...	22	26	14	8	...	31,722	15,783
51 Sarawak Mission.....	98	59	7,504	18,669	416	...	1	...	2	20	2	19,062	7,623
52 Singapore Conference	8	1	1,352	3,003	49	3	26	...	19	8	1	3,053	656
53 Thailand Mission	52	74	10,595	15,136	542	62	324	...	44	28	107	1,867	...	14,018	9,219
54 Vietnam Mission	15	162	5,055	12,023	576	26	12,573	4,811
55 Lao Attached Field	4	10	916	1,309	90	120	1,279	867
Totals	356	432	48,690	93,895	2,444	69	408	...	106	143	243	1,880	2	94,442	44,648

STATISTICAL REPORT FOR 2016

Conference or Mission	Churches, Companies, and Church Membership														
1	2a	2b	3a	3b	4a	4b	4c	4d	5a	5b	5c	5d	5e	6	16
Conference or Mission	Churches	Companies	Church Attendance Average	Church Membership at Beginning of Year	Members Added				Members Subtracted					Church Membership at End of Year	Sabbath School Attendance Average
					Baptisms	Professions of Faith	Letters Received	Adjustments	Letters Granted	Deaths	Dropped	Missing	Adjustments		

SOUTHERN ASIA-PACIFIC DIVISION (CONT'D)

56 WEST INDONESIA UNION MISSION
57 Central Java Mission	35	27	3,626	4,301	216	2	4	...	3	26	4,494	2,777
58 Central Sumatra Mission	103	45	5,101	6,702	471	...	18	...	5	20	6	...	6	7,154	5,351
59 East Java Conference	71	22	4,325	8,305	377	7	60	20	53	55	469	736	...	7,456	3,284
60 East Kalimantan Mission	49	28	3,001	4,745	294	10	27	...	39	9	7	115	...	4,906	2,758
61 Jakarta Conference	170	46	27,728	29,402	1,374	58	30,718	27,504
62 North Sumatra Mission	194	36	6,707	15,482	833	1	3	...	31	38	17	128	151	15,954	7,194
63 Nusa Tenggara Mission	86	27	5,113	8,232	361	1	30	...	30	60	8,472	4,321
64 South Sumatra Mission	72	47	2,548	7,966	156	1	16	1	155	248	7,703	2,095
65 West Java Conference	43	8	8,122	9,556	419	...	4	41	9,938	11,566
66 West Kalimantan Attached District	19	65	1,993	5,661	248	23	48	95	...	5,743	1,592
Totals	842	351	68,262	100,352	4,749	21	116	20	132	316	548	1,259	465	102,538	68,440
67 ATTACHED FIELDS															
68 Sri Lanka Mission of SDA	37	21	1,703	3,018	95	1	1	12	3,101	1,657
69 Timor-Leste Mission	1	2	273	525	36	6	567	272
Totals	38	23	1,976	3,543	131	7	1	12	3,668	1,929
70 SOUTHERN ASIA-PACIFIC DIVISION
71 Bangladesh Union Mission	123	291	18,157	29,324	802	27	30,099	21,430
72 Central Philippine Union Conference	1,250	521	58,193	170,507	8,693	75	308	62	57	266	186	368	25	178,743	53,853
73 East Indonesia Union Conference	883	247	88,480	112,499	4,434	19	79	15	75	283	93	71	22	116,502	80,936
74 Myanmar Union Mission	233	102	18,161	30,439	1,032	97	203	33	323	155	129	66	129	31,002	18,675
75 North Philippine Union Conference	1,474	403	134,821	335,735	13,901	191	313	...	219	196	186	498	...	349,041	129,517
76 Pakistan Union Section	118	113	5,194	10,940	759	...	2	3	...	12	3	11,689	3,607
77 South Philippine Union Conference	2,039	1,026	320,660	482,241	43,743	498	260	351	3,969	1,002	9,876	10,122	1,297	500,827	317,595
78 Southeast Asia Union Mission	356	432	48,690	93,895	2,444	69	408	...	106	143	243	1,880	2	94,442	44,648
79 West Indonesia Union Mission	842	351	68,262	100,352	4,749	21	116	20	132	316	548	1,259	465	102,538	68,440
80 Attached Fields	38	23	1,976	3,543	131	7	1	12	3,668	1,929
DIVISION TOTALS	7,356	3,509	762,592	1,369,475	80,688	977	1,689	484	4,882	2,412	11,264	14,264	1,940	1,418,551	740,626

TRANS-EUROPEAN DIVISION

1 ADRIATIC UNION CONFERENCE
2 Albanian Mission of SDA	5	2	128	433	6	439	129
3 Croatian Conference	78	11	1,467	2,792	33	12	19	...	31	56	1	2	...	2,766	1,470
4 Slovenian Conference	15	2	300	563	11	1	2	...	1	6	3	567	301
Totals	98	15	1,894	3,788	50	13	21	...	32	62	4	2	...	3,772	1,900
5 BALTIC UNION CONFERENCE
6 Estonian Conference	19	...	645	1,493	18	...	13	...	15	22	3	...	4	1,480	537
7 Latvian Conference	52	3	1,721	3,917	53	6	50	2	52	61	45	...	8	3,862	1,603
8 Lithuanian Conference	18	4	401	779	14	4	37	...	38	14	15	1	1	765	365
Totals	89	7	2,767	6,189	85	10	100	2	105	97	63	1	13	6,107	2,505
9 BRITISH UNION CONFERENCE
10 Irish Mission	10	5	351	809	21	10	19	1	16	6	...	4	...	834	244
11 North England Conference	94	9	1,756	10,312	187	25	143	14	39	42	5	10,595	1,230
12 Scottish Mission	8	4	270	637	10	4	22	3	13	1	662	216
13 South England Conference	154	18	2,770	23,776	642	54	265	97	127	128	33	46	...	24,500	2,009
14 Welsh Mission	12	5	258	608	9	...	23	3	9	11	2	621	178
Totals	278	41	5,404	36,142	869	93	472	118	204	188	40	50	...	37,212	3,876
15 DANISH UNION OF CHURCHES CONF	45	1	...	2,464	26	7	14	8	6	33	4	...	10	2,466	...
16 FINLAND UNION OF CHURCHES CONF	62	9	1,586	4,832	67	20	18	1	9	87	64	...	1	4,777	1,557
17 HUNGARIAN UNION CONFERENCE
18 Duna Conference	58	11	2,552	3,000	66	18	122	1	124	42	8	15	...	3,018	1,546
19 Tisza Conference	61	12	765	2,254	44	11	28	...	29	41	4	20	...	2,243	561
Totals	119	23	3,316	5,254	110	29	150	1	153	83	12	35	...	5,261	2,107
20 NETHERLANDS UNION CONFERENCE	58	16	1,546	5,736	101	22	105	23	77	46	45	3	25	5,791	1,546
21 NORWEGIAN UNION CONFERENCE
22 East Norway Conference	35	...	1,040	2,883	31	6	83	...	66	30	20	2,887	755
23 North Norway Conference	14	...	152	482	9	2	12	...	9	2	2	492	135
24 West Norway Conference	13	2	477	1,191	11	2	13	...	19	26	7	1,165	239
Totals	62	2	1,669	4,556	51	10	108	...	94	58	29	4,544	1,129
25 POLISH UNION CONFERENCE
26 East Polish Conference	33	8	1,238	1,962	44	3	74	...	36	15	6	7	148	1,871	1,095
27 South Polish Conference	50	4	767	2,121	49	6	30	...	34	26	4	13	...	2,129	814
28 West Polish Conference	34	14	1,094	1,748	55	...	89	6	74	18	34	30	3	1,739	1,009
Totals	117	26	3,098	5,831	148	9	193	6	144	59	44	50	151	5,739	2,918

GENERAL STATISTICS BY DIVISIONS FOR 2016

Conference or Mission	Churches, Companies, and Church Membership														
	2a	2b	3a	3b	4a	4b	4c	4d	5a	5b	5c	5d	5e	6	16
	Churches	Companies	Church Attendance Average	Church Membership at Beginning of Year	Members Added				Members Subtracted					Church Membership at End of Year	Sabbath School Attendance Average
Baptisms					Professions of Faith	Letters Received	Adjustments	Letters Granted	Deaths	Dropped	Missing	Adjustments			
TRANS-EUROPEAN DIVISION (CONT'D)															
29 SOUTH-EAST EUROPEAN UNION CONF
30 Bosnia and Herzegovina Conference	23	...	190	601	9	1	2	...	3	4	606	178
31 Macedonian Mission	15	8	321	541	7	1	2	...	4	10	5	532	289
32 North Conference	88	...	2,494	3,495	42	12	28	...	22	52	12	37	...	3,454	2,394
33 South Conference	84	...	1,333	3,120	51	12	23	...	35	50	12	2	...	3,107	1,091
Totals	210	8	4,338	7,757	109	26	55	...	64	116	29	39	...	7,699	3,952
34 SWEDISH UNION OF CHURCHES CONF	33	4	1,143	2,828	62	6	27	...	6	37	9	2,871	841
35 ATTACHED FIELDS															
36 Cyprus Section	2	...	103	90	5	1	2	...	6	92	104
37 Greek Mission	10	4	244	442	10	1	14	...	21	1	...	61	...	384	196
38 Iceland Conference	6	1	75	475	4	1	2	...	2	2	478	59
Totals	18	5	422	1,007	19	3	18	...	29	3	...	61	...	954	358
39 TRANS-EUROPEAN DIVISION
40 Adriatic Union Conference	98	15	1,894	3,788	50	13	21	...	32	62	4	2	...	3,772	1,900
41 Baltic Union Conference	89	7	2,767	6,189	85	10	100	2	105	97	63	1	13	6,107	2,505
42 British Union Conference	278	41	5,404	36,142	869	93	472	118	204	188	40	50	...	37,212	3,876
43 Danish Union of Churches Conference	45	1	...	2,464	26	7	14	8	6	33	4	...	10	2,466	...
44 Finland Union of Churches Conference	62	9	1,586	4,832	67	20	18	1	9	87	64	...	1	4,777	1,557
45 Hungarian Union Conference	119	23	3,316	5,254	110	29	150	1	153	83	12	35	...	5,261	2,107
46 Netherlands Union Conference	58	16	1,546	5,736	101	22	105	23	77	46	45	3	25	5,791	1,546
47 Norwegian Union Conference	62	2	1,669	4,556	51	10	108	...	94	58	29	4,544	1,129
48 Polish Union Conference	117	26	3,098	5,831	148	9	193	6	144	59	44	50	151	5,739	2,918
49 South-East European Union Conference	210	8	4,338	7,757	109	26	55	...	64	116	29	39	...	7,699	3,952
50 Swedish Union of Churches Conference	33	4	1,143	2,828	62	6	27	...	6	37	9	2,871	841
51 Attached Fields	18	5	422	1,007	19	3	18	...	29	3	...	61	...	954	358
DIVISION TOTALS	1,189	157	27,180	86,384	1,697	248	1,281	159	923	869	343	241	200	87,193	22,686
WEST-CENTRAL AFRICA DIVISION															
1 CAMEROON UNION MISSION
2 Central-South Cameroon Conference	334	196	23,798	29,685	2,609	25	61	92	87	133	282	466	...	31,504	21,030
3 East Cameroon Mission	220	196	14,508	19,324	2,109	47	101	...	126	135	1,153	739	12	19,416	13,622
4 North Cameroon Conference	295	128	25,844	39,047	2,782	53	71	...	22	49	2,104	376	50	39,352	22,649
5 West Cameroon Mission	65	24	987	5,447	552	18	90	...	77	43	13	5,974	1,336
Totals	914	544	65,136	93,503	8,052	143	323	92	312	360	3,552	1,581	62	96,246	58,636
6 CENTRAL AFRICAN UNION MISSION
7 Central African Republic Mission	51	45	...	6,387	370	2	37	600	407	...	5,715	...
8 Chad Mission	35	32	...	2,404	223	...	5	...	24	4	...	2	...	2,602	...
9 Equatorial Guinea Mission	8	12	...	1,322	126	17	16	11	14	3	2	6	...	1,467	...
10 Gabon Mission	18	11	...	3,041	72	...	48	...	5	3	1	11	...	3,141	...
11 Republic of Congo Attached Mission Station	15	2	...	793	19	1	9	3	8	1	18	24	10	764	...
Totals	127	102	...	13,947	810	20	78	14	51	48	621	450	10	13,689	...
12 EASTERN NIGERIA UNION CONFERENCE
13 Aba East Conference	95	31	17,540	23,512	1,220	81	108	...	72	169	53	125	...	24,502	16,137
14 Aba North Conference	83	37	16,420	22,521	545	10	25	...	21	58	10	22	...	22,990	16,415
15 Aba South Conference	91	45	14,879	20,681	1,099	19	303	...	226	117	58	145	...	21,556	14,829
16 Abia North-Central Conference	41	63	6,744	8,735	354	6	112	...	108	84	6	5	...	9,004	6,589
17 Akwa Ibom Conference	14	47	2,262	3,752	182	3	20	...	14	8	4	2	...	3,929	2,383
18 Anambra Mission	16	22	1,305	1,592	229	1	42	...	44	9	22	71	...	1,718	1,312
19 Bayelsa Mission	7	20	1,247	1,229	147	1	1	1,374	1,272
20 Cross River Conference	7	20	1,511	1,865	153	15	1	...	2	9	2,023	1,555
21 Ebonyi Conference	35	39	5,511	6,132	435	1	24	...	213	19	29	26	...	6,305	5,921
22 Enugu Conference	13	33	1,255	1,432	137	3	35	...	23	10	1	17	...	1,556	1,209
23 Imo Conference	70	55	4,422	5,112	215	...	5	...	8	31	5,293	4,252
24 Port Harcourt Conference	81	29	13,129	17,963	1,252	36	157	...	173	55	34	47	...	19,099	12,891
25 Rivers East Conference	34	26	4,372	5,494	376	...	37	...	23	37	1	5,846	4,250
26 Rivers West Conference	82	84	10,604	14,652	668	...	58	...	4	46	13	15,315	10,530
Totals	669	551	101,198	134,672	7,012	175	927	...	932	653	231	460	...	140,510	99,541
27 EASTERN SAHEL UNION MISSION
28 Benin Mission	22	59	4,262	3,444	739	1	1	4,183	4,137
29 Burkina Faso Mission	12	63	1,647	1,526	218	1	1	3	1,741	1,419
30 Cote d'Ivoire Conference	72	76	5,181	6,885	870	3	36	7,722	4,077
31 Niger Mission Station	2	7	115	133	75	1	...	16	...	191	117
32 Togo Mission	48	107	7,969	7,377	1,005	6	75	3	72	27	121	143	...	8,103	7,686
Totals	156	312	19,173	19,365	2,907	11	75	3	72	66	124	159	...	21,940	17,435

Conference or Mission	Churches, Companies, and Church Membership														
	2a	2b	3a	3b	4a	4b	4c	4d	5a	5b	5c	5d	5e	6	16
	Churches	Companies	Church Attendance Average	Church Membership at Beginning of Year	Members Added				Members Subtracted					Church Membership at End of Year	Sabbath School Attendance Average
Baptisms					Professions of Faith	Letters Received	Adjustments	Letters Granted	Deaths	Dropped	Missing	Adjustments			

WEST-CENTRAL AFRICA DIVISION (CONT'D)

33	NORTHERN GHANA UNION MISSION
34	Ashanti Central Ghana Conference	59	46	9,370	14,552	1,181	1	19	1	22	58	1	1	1	15,671	7,943
35	Ashanti South Ghana Conference	143	165	7,703	22,302	2,299	25	1,836	443	1,941	148	86	23	24	24,683	6,862
36	Central Ghana Conference	78	117	7,971	13,761	1,207	7	470	...	529	54	26	14,836	6,207
37	Green View Ghana Conference	47	87	3,764	7,344	691	6	38	...	72	31	37	26	...	7,913	2,544
38	Mid-Central Ghana Conference	69	38	15,549	18,984	1,370	1	1,223	...	1,677	115	16	105	...	19,665	11,494
39	Mid-North Ghana Conference	109	130	9,866	25,343	1,585	2	4,654	4	5,178	182	119	64	...	26,045	14,466
40	Mid-West Ghana Conference	85	121	9,061	17,254	1,490	37	67	...	124	57	34	...	340	18,293	10,482
41	Mountain View Ghana Conference	95	86	19,497	26,332	1,436	22	194	...	176	162	4	27,642	17,678
42	North Ghana Mission	16	78	2,425	6,940	627	1	13	...	9	8	...	118	19	7,427	2,144
43	South Central Ghana Conference	82	118	10,279	15,844	1,258	14	249	...	288	74	7	12	...	16,984	8,621
	Totals	783	986	95,483	168,656	13,144	116	8,763	448	10,016	889	330	349	384	179,159	88,438
44	NORTHERN NIGERIA UNION CONF
45	North Central Nigeria Conference	47	85	7,283	7,565	664	47	213	...	194	27	3	8,265	7,134
46	North East Nigeria Conference	76	90	19,334	16,766	1,215	71	250	...	310	71	72	28	...	17,821	19,951
47	North West Nigeria Conference	93	116	20,127	14,968	756	57	129	...	197	109	62	107	...	15,435	20,036
	Totals	216	291	46,743	39,299	2,635	175	592	...	701	207	137	135	...	41,521	47,120
48	SOUTHERN GHANA UNION CONFERENCE
49	Accra City Conference	150	122	25,989	36,785	2,949	102	652	...	606	126	62	283	...	39,411	22,016
50	East Ghana Conference	186	270	17,243	25,891	2,903	95	175	617	297	220	44	40	...	29,080	14,803
51	Mid-South Ghana Conference	157	346	11,826	22,540	3,011	100	258	...	270	88	100	25,451	10,549
52	South West Ghana Conference	313	328	29,435	36,025	3,801	315	474	14	649	157	58	39,765	26,690
	Totals	806	1,066	84,493	121,241	12,664	612	1,559	631	1,822	591	264	323	...	133,707	74,057
53	WEST AFRICAN UNION MISSION
54	Central Liberia Mission	35	38	1,598	4,594	515	3	2	38	14	7	...	5,051	2,445
55	Guinea Mission Station	2	32	669	1,801	74	...	11	41	1,927	818
56	Sierra Leone Mission	50	101	2,305	8,995	338	21	50	3	7	9,294	2,011
57	South-East Liberia Mission	19	23	...	1,664	352	276	...	9	2,283	...
58	South-West Liberia Conference	18	14	...	12,254	581	2	8	12,825	...
	Totals	124	208	4,571	29,308	1,860	24	11	317	4	105	17	14	...	31,380	5,274
59	WESTERN NIGERIA UNION CONFERENCE
60	Delta Conference	28	70	4,722	5,801	321	1	11	...	9	25	6,100	3,728
61	Edo Conference	22	41	2,577	2,825	300	...	2	...	4	2	3,121	2,188
62	Ekiti Conference	33	34	...	8,428	378	8,806	...
63	Kogi Region	7	28	206	626	14	640	191
64	Kwara Conference	28	33	2,517	2,245	180	3	2,422	2,463
65	Lagos Atlantic Conference	22	23	3,005	5,072	384	9	11	...	25	9	5	...	32	5,405	3,333
66	Lagos Mainland Conference	37	36	8,589	6,774	311	7,085	7,233
67	Ogun Conference	24	56	4,482	7,579	369	6	1	1	7,952	3,861
68	Ondo Mission	20	39	2,030	1,741	146	24	...	113	...	4	2,020	2,081
69	Osun Conference	30	45	...	4,479	212	1	4,690	...
70	Oyo Conference	34	42	3,366	3,837	103	1	3	8	...	3,928	3,390
	Totals	285	447	31,492	49,407	2,718	40	24	113	38	46	9	8	32	52,169	28,466
71	WESTERN SAHEL UNION MISSION
72	Cabo Verde Conference	32	31	...	8,230	615	1	4	6	68	8,768	...
73	Gambia Mission Station	5	8	221	295	10	3	...	4	...	2	...	1	...	309	220
74	Guinea-Bissau Mission	7	15	554	3,055	177	3,232	385
75	Mali Mission	5	21	306	1,692	47	...	1	1,740	303
76	Senegal/Mauritania Mission	6	7	...	648	29	1	1	1	...	2	1	...	2	675	...
	Totals	55	82	1,081	13,920	878	5	2	5	4	10	69	1	2	14,724	907
77	WEST-CENTRAL AFRICA DIVISION
78	Cameroon Union Mission	914	544	65,136	93,503	8,052	143	323	92	312	360	3,552	1,581	62	96,246	58,636
79	Central African Union Mission	127	102	...	13,947	810	20	78	14	51	48	621	450	10	13,689	...
80	Eastern Nigeria Union Conference	669	551	101,198	134,672	7,012	175	927	...	932	653	231	460	...	140,510	99,541
81	Eastern Sahel Union Mission	156	312	19,173	19,365	2,907	11	75	3	72	66	124	159	...	21,940	17,435
82	Northern Ghana Union Mission	783	986	95,483	168,656	13,144	116	8,763	448	10,016	889	330	349	384	179,159	88,438
83	Northern Nigeria Union Conference	216	291	46,743	39,299	2,635	175	592	...	701	207	137	135	...	41,521	47,120
84	Southern Ghana Union Conference	806	1,066	84,493	121,241	12,664	612	1,559	631	1,822	591	264	323	...	133,707	74,057
85	West African Union Mission	124	208	4,571	29,308	1,860	24	11	317	4	105	17	14	...	31,380	5,274
86	Western Nigeria Union Conference	285	447	31,492	49,407	2,718	40	24	113	38	46	9	8	32	52,169	28,466
87	Western Sahel Union Mission	55	82	1,081	13,920	878	5	2	5	4	10	69	1	2	14,724	907
	DIVISION TOTALS	4,135	4,589	449,366	683,318	52,680	1,321	12,354	1,623	13,952	2,975	5,354	3,480	490	725,045	419,873

GENERAL STATISTICS BY DIVISIONS FOR 2016

Conference or Mission 1	Churches, Companies, and Church Membership														
	2a	2b	3a	3b	4a	4b	4c	4d	5a	5b	5c	5d	5e	6	16
Conference or Mission	Churches	Companies	Church Attendance Average	Church Membership at Beginning of Year	Members Added				Members Subtracted					Church Membership at End of Year	Sabbath School Attendance Average
					Baptisms	Professions of Faith	Letters Received	Adjustments	Letters Granted	Deaths	Dropped	Missing	Adjustments		

ATTACHED TO THE GENERAL CONFERENCE

1 MIDDLE EAST & NORTH AFRICA UN MISS...
2 East Mediterranean Region	6	4	350	559	11	...	26	...	9	2	6	579	327	
3 Egypt-Sudan Field	18	10	375	853	4	1	3	...	3	858	348	
4 Gulf Field	18	4	2,133	1,669	96	42	212	12	152	5	1,874	1,532	
5 North Africa Region	5	3	...	295	108	187	...	
6 Turkey-Iran Field	4	...	252	268	16	...	2	...	2	284	210	
Totals	51	21	3,109	3,644	127	43	243	12	166	2	6	...	113	3,782	2,416	
1 ISRAEL FIELD	11	9	541	700	43	11	29	...	29	2	752	501	

WORLD SUMMARY

1 East-Central Africa Division	15,104	11,531	2,394,019	3,225,454	334,571	4,067	45,744	4,727	55,377	6,943	17,014	11,516	21,251	3,502,462	2,300,243	
2 Euro-Asia Division	1,809	961	76,353	113,367	2,605	194	2,954	130	3,251	2,142	1,846	276	204	111,531	73,612	
3 Inter-American Division	13,585	8,317	866,338	3,615,558	173,725	3,797	243,619	9,072	245,909	6,985	29,950	11,871	24,635	3,726,421	750,032	
4 Inter-European Division	2,551	595	78,322	178,831	3,665	389	3,819	...	3,891	2,477	1,378	576	43	178,339	64,567	
5 North American Division	5,520	843	177,372	1,218,397	29,749	6,477	29,443	802	27,731	7,476	3,490	8,155	1,012	1,237,004	107,212	
6 Northern Asia-Pacific Division	2,196	3,353	64,733	703,034	15,743	4,894	780	2,740	679	2,266	33	4,392	55	719,766	51,564	
7 South American Division	13,226	14,024	...	2,410,578	244,146	9,374	183,861	1,337	184,961	13,155	112,160	53,302	6,266	2,479,452	...	
8 South Pacific Division	2,101	3,951	236,719	445,590	33,795	8,965	5,133	18,971	4,916	1,854	1,270	10,614	3,506	490,294	227,339	
9 Southern Africa-Indian Ocean Division	10,859	13,800	1,320,702	3,514,069	274,181	2,420	40,014	1,469	46,743	6,958	15,482	14,937	460	3,747,573	1,210,175	
10 Southern Asia Division	4,514	4,843	762,766	1,558,039	23,890	468	19	...	18	925	191	461	207	1,580,614	759,585	
11 Southern Asia-Pacific Division	7,356	3,509	762,592	1,369,475	80,688	977	1,689	484	4,882	2,412	11,264	14,264	1,940	1,418,551	740,626	
12 Trans-European Division	1,189	157	27,180	86,384	1,697	248	1,281	159	923	869	343	241	200	87,193	22,686	
13 West-Central Africa Division	4,135	4,589	449,366	683,318	52,680	1,321	12,354	1,623	13,952	2,975	5,354	3,480	490	725,045	419,873	
Attached to the General Conference:																
14 Middle East and North Africa Union Mission	51	21	3,109	3,644	127	43	243	12	166	2	6	...	113	3,782	2,416	
15 Israel Field	11	9	541	700	43	11	29	...	29	2	752	501	
WORLD TOTALS 2016	84,207	70,503	...	19,126,438	1,271,305	43,645	570,982	41,526	593,428	57,441	199,781	134,085	60,382	20,008,779	...	
WORLD TOTALS 2015	81,552	69,909	...	18,478,982	1,186,163	43,104	899,068	31,613	916,627	59,152	203,651	188,046	145,016	19,126,438	...	
Net Increase (Decrease)	2,655	594	...	647,456	85,142	541	(328,086)	9,913	(323,199)	(1,711)	(3,870)	(53,961)	(84,634)	882,341	...	

Note—Incomplete reporting of church and Sabbath School attendance (columns 3a and 16).

STATISTICAL REPORT FOR 2015

Conference or Mission	Tithe and Offerings										Per Capita Basis	
1	7	8	9	10	11	12a	12b	13	14a	14b	17	
Conference or Mission	Tithe	Tithe Per Capita	World Mission Fund, Including Sabbath School	World Mission Fund Per Capita	Other General Conference Funds	Intradivision Funds	Ingathering Funds	Local Church Funds	Total Tithe and Offerings	Total Tithe and Offerings Per Capita	Membership Basis for Per Capita Calculations June 30, 2014	Sabbath School Mission Offerings
GENERAL CONFERENCE												
1 General Conference	5,935,025	2,546,234	8,481,259
2 General Conference Institutions
Total	5,935,025	2,546,234	8,481,259
EAST-CENTRAL AFRICA DIVISION												
1 BURUNDI UNION MISSION	4,609	4,609	35,769
2 East Burundi Field	77,934	5.54	8,284	0.59	...	1,559	92	20,511	108,380	7.70	14,073	...
3 North Burundi Field	78,628	3.91	5,902	0.29	...	1,573	95	13,972	100,170	4.98	20,107	...
4 West Burundi Field	391,002	5.78	26,937	0.40	...	27,370	316	61,049	506,674	7.49	67,664	...
Totals	552,173	5.42	41,123	0.40	...	30,502	503	95,532	719,833	7.07	101,844	35,769
5 EAST CONGO UNION MISSION	71,059	71,059	17,572
6 East Katanga Mission	10,703	...
7 Maniema Mission	6,004	...
8 North Katanga Field	127,479	10.37	3,315	0.27	...	3,826	...	8,286	142,906	11.63	12,289	...
9 South Katanga Field	301,809	9.42	17,118	0.53	...	21,127	...	42,796	382,850	11.94	32,056	...
10 West Katanga Field	7,142	...
Totals	500,347	7.34	20,433	0.30	...	24,953	...	51,082	596,815	8.75	68,194	17,572
11 EAST KENYA UNION CONFERENCE	5,890	5,890	388,468
12 Central Kenya Conference	5,619,308	52.59	247,491	2.32	...	393,357	...	624,315	6,884,471	64.43	106,859	...
13 Central Rift Valley Conference	886,363	20.57	63,159	1.47	...	62,046	...	157,899	1,169,467	27.14	43,097	...
14 Kenya Coast Field	774,064	41.10	50,583	2.69	...	54,185	...	126,458	1,005,290	53.38	18,833	...
15 Nyamira Conference	1,155,603	9.82	32,696	0.28	...	80,893	...	81,739	1,350,931	11.49	117,625	...
16 South Kenya Conference	1,444,116	9.10	57,784	0.36	...	101,089	...	144,459	1,747,448	11.01	158,687	...
Totals	9,885,344	22.21	451,713	1.01	...	691,570	...	1,134,870	12,163,497	27.33	445,101	388,468
17 ETHIOPIAN UNION MISSION	9,506	9,506	18,317
18 Central Ethiopia Field	540,021	65.51	10,069	1.22	...	37,801	...	25,173	613,064	74.37	8,243	...
19 Northwest Ethiopia Field	41,098	19.00	357	0.17	...	411	...	892	42,758	19.77	2,163	...
20 South East Ethiopia Field	65,495	7.22	583	0.06	...	1,310	...	1,458	68,846	7.59	9,074	...
21 South Ethiopia Field	329,497	5.93	5,069	0.09	...	23,065	...	12,672	370,303	6.66	55,577	...
22 South West Ethiopia Field	75,050	4.31	1,279	0.07	...	1,501	...	3,198	81,028	4.65	17,417	...
23 West Ethiopia Conference	527,240	8.12	3,770	0.06	...	36,907	...	9,426	577,343	8.89	64,970	...
24 Tigray Attached Mission	17,373	45.84	172	0.45	...	174	...	430	18,149	47.89	379	...
Totals	1,605,280	10.17	21,299	0.13	...	101,169	...	53,249	1,780,997	11.28	157,823	18,317
25 NORTH EAST CONGO UNION MISSION	14,330	14,330	59,646
26 Central Kivu Association	716,790	10.83	23,346	0.35	...	50,175	...	58,364	848,675	12.82	66,205	...
27 Kibali Ituri Mission	131,275	16.37	7,557	0.94	...	4,595	...	18,892	162,319	20.24	8,020	...
28 North Kivu Association	699,208	13.37	28,565	0.55	...	48,945	...	71,412	848,130	16.22	52,298	...
29 South Kivu Field	197,539	9.01	6,617	0.30	...	9,877	...	16,542	230,575	10.52	21,919	...
30 Upper Congo Field	71,272	7.97	3,271	0.37	...	1,425	...	8,178	84,146	9.42	8,937	...
Totals	1,830,414	11.63	69,356	0.44	...	115,017	...	173,388	2,188,175	13.90	157,379	59,646
31 NORTHERN TANZANIA UNION CONF	18,047	18,047	491,214
32 Mara Conference	862,240	6.90	93,345	0.75	...	60,357	...	233,362	1,249,304	10.00	124,954	...
33 North-East Tanzania Conference	1,391,078	24.92	159,638	2.86	...	97,375	...	399,096	2,047,187	36.67	55,829	...
34 South Nyanza Conference	1,409,241	13.63	229,745	2.22	...	98,647	...	574,362	2,311,995	22.36	103,386	...
35 West Tanzania Conference	531,915	10.20	88,451	1.70	...	37,234	...	221,128	878,728	16.85	52,136	...
Totals	4,212,521	12.53	571,179	1.70	...	293,613	...	1,427,948	6,505,261	19.34	336,305	491,214
36 RWANDA UNION MISSION	17,521	17,521	150,530
37 Central Rwanda Field	527,327	5.27	14,357	0.14	...	36,913	...	35,893	614,490	6.15	99,976	...
38 East Central Rwanda Conference	1,749,357	16.50	58,150	0.55	...	122,455	276	145,374	2,075,612	19.57	106,037	...
39 East Rwanda Field	667,580	6.31	22,308	0.21	...	46,731	294	55,770	792,683	7.49	105,866	...
40 North Rwanda Conference	1,010,339	12.44	25,454	0.31	...	70,724	1,819	63,634	1,171,970	14.43	81,196	...
41 North-West Rwanda Field	849,943	11.82	25,319	0.35	...	59,496	3,549	63,299	1,001,606	13.93	71,910	...
42 South Rwanda Field	485,966	5.81	14,010	0.17	...	34,018	...	35,024	569,018	6.80	83,628	...
43 West Rwanda Field	711,935	9.26	15,437	0.20	...	49,835	23	38,593	815,823	10.61	76,897	...
Totals	6,019,968	9.62	175,035	0.28	...	420,172	5,961	437,587	7,058,723	11.28	625,510	150,530
44 SOUTHERN TANZANIA UNION MISSION	7,052	7,052	458,153
45 East-Central Tanzania Conference	2,079,827	56.40	213,387	5.79	...	145,588	...	533,468	2,972,270	80.60	36,876	...
46 South-East Tanzania Conference	1,437,512	53.83	168,931	6.33	...	100,626	...	422,326	2,129,395	79.74	26,703	...
47 Southern Highlands Conference	823,974	20.21	150,419	3.69	...	57,678	...	376,047	1,408,118	34.54	40,769	...
Totals	4,348,365	41.67	532,737	5.11	...	303,892	...	1,331,841	6,516,835	62.45	104,348	458,153
48 UGANDA UNION MISSION	5,580	5,580	150,629
49 Central Uganda Conference	1,797,475	11.49	102,329	0.65	...	125,823	...	208,795	2,234,422	14.28	156,475	...
50 Eastern Uganda Field	151,155	7.68	17,573	0.89	...	6,046	...	36,548	211,322	10.74	19,682	...
51 Northern Uganda Field	69,056	4.45	6,976	0.45	...	1,381	...	16,543	93,956	6.06	15,510	...
52 Rwenzori Field	252,795	5.83	18,215	0.42	...	17,696	...	45,538	334,244	7.71	43,342	...
53 Southwestern Uganda Field	148,099	7.51	9,828	0.50	...	5,924	...	24,569	188,420	9.56	19,709	...
54 Western Uganda Field	221,637	9.42	16,469	0.70	...	11,082	...	38,742	287,930	12.24	23,532	...
Totals	2,645,797	9.51	171,390	0.62	...	167,952	...	370,735	3,355,874	12.06	278,250	150,629

GENERAL STATISTICS BY DIVISIONS FOR 2015

Conference or Mission	Tithe and Offerings										Per Capita	
	7	8	9	10	11	12a	12b	13	14a	14b	Basis	17
1	Tithe	Tithe Per Capita	World Mission Fund, including Sabbath School	World Mission Fund Per Capita	Other General Conference Funds	Intradivision Funds	Ingathering Funds	Local Church Funds	Total Tithe and Offerings	Total Tithe and Offerings Per Capita	Membership Basis for Per Capita Calculations June 30, 2014	Sabbath School Mission Offerings
EAST-CENTRAL AFRICA DIVISION (CONT'D)												
55 WEST CONGO UNION MISSION	84,247	84,247	17,601
56 Central Kasai Field	144,459	1.06	1,544	0.01	...	5,778	...	3,860	155,641	1.15	135,804	...
57 Congo Equatorial Field	17,681	9.11	890	0.46	...	177	...	2,226	20,974	10.81	1,940	...
58 East Kasai Field	36,395	2.27	1,188	0.07	...	364	...	2,970	40,917	2.55	16,050	...
59 Lower Congo Field	34,288	12.67	1,138	0.42	...	343	...	2,845	38,614	14.27	2,706	...
60 West Congo Field	401,753	22.86	13,428	0.76	...	28,123	...	33,570	476,874	27.13	17,577	...
61 West Kasai Field	123,454	1.10	2,278	0.02	...	4,321	...	5,696	135,749	1.20	112,722	...
Totals	842,277	2.94	20,466	0.07	...	39,106	...	51,167	953,016	3.32	286,799	17,601
62 WEST KENYA UNION CONFERENCE	12,598	12,598	138,838
63 Central Nyanza Conference	863,834	17.15	9,398	0.19	...	60,469	...	23,495	957,196	19.00	50,380	...
64 Greater Rift Valley Conference	1,508,223	30.76	86,307	1.76	...	105,577	...	214,900	1,915,007	39.06	49,027	...
65 Kenya Lake Conference	1,643,539	20.33	30,714	0.38	...	115,049	...	76,785	1,866,087	23.09	80,833	...
66 North West Kenya Conference	261,614	8.00	15,716	0.48	...	76,965	...	39,289	393,584	12.04	32,685	...
67 Ranen Conference	1,615,041	12.22	19,307	0.15	...	113,054	...	48,267	1,795,669	13.59	132,131	...
Totals	5,904,849	17.11	161,442	0.47	...	471,114	...	402,736	6,940,141	20.11	345,056	138,838
68 ATTACHED FIELDS	15,660
69 Eritrea Mission Field	30,336	57.67	1,264	2.40	...	303	...	3,116	35,019	66.58	526	1,087
70 SOUTH SUDAN ATTACHED TERRITORY	15,660
71 Greater Bahr el Ghazal Field	76,512	16.35	1,951	0.42	...	765	...	4,878	84,106	17.97	4,680	...
72 Greater Equatoria Field	611,319	59.75	14,999	1.47	...	39,736	...	38,312	704,366	68.85	10,231	...
73 Greater Upper Nile Field	49,117	6.67	1,259	0.17	...	491	...	3,148	54,015	7.33	7,369	...
Totals	736,948	33.08	18,209	0.82	...	40,992	...	46,338	842,487	37.81	22,280	15,660
Attached Fields Totals	767,284	33.64	19,473	0.85	...	41,295	...	49,454	877,506	38.48	22,806	16,747
74 EAST-CENTRAL AFRICA DIVISION	169,033	...	878	169,911	755
75 Burundi Union Mission	552,173	5.42	41,123	0.40	...	30,502	503	95,532	719,833	7.07	101,844	35,769
76 East Congo Union Mission	500,347	7.34	20,433	0.30	...	24,953	...	51,082	596,815	8.75	68,194	17,572
77 East Kenya Union Conference	9,885,344	22.21	451,713	1.01	...	691,570	...	1,134,870	12,163,497	27.33	445,101	388,468
78 Ethiopian Union Mission	1,605,280	10.17	21,299	0.13	...	101,169	...	53,249	1,780,997	11.28	157,823	18,317
79 North East Congo Union Mission	1,830,414	11.63	69,356	0.44	...	115,017	...	173,388	2,188,175	13.90	157,379	59,646
80 Northern Tanzania Union Conference	4,212,521	12.53	571,179	1.70	...	293,613	...	1,427,948	6,505,261	19.34	336,305	491,214
81 Rwanda Union Mission	6,019,968	9.62	175,035	0.28	...	420,172	5,961	437,587	7,058,723	11.28	625,510	150,530
82 Southern Tanzania Union Mission	4,348,365	41.67	532,737	5.11	...	303,892	...	1,331,841	6,516,835	62.45	104,348	458,153
83 Uganda Union Mission	2,645,797	9.51	171,390	0.62	...	167,952	...	370,735	3,355,874	12.06	278,250	150,629
84 West Congo Union Mission	842,277	2.94	20,466	0.07	...	39,106	...	51,167	953,016	3.32	286,799	17,601
85 West Kenya Union Conference	5,904,849	17.11	161,442	0.47	...	471,114	...	402,736	6,940,141	20.11	345,056	138,838
86 Attached Fields	767,284	33.64	19,473	0.85	...	41,295	...	49,454	877,506	38.48	22,806	16,747
DIVISION TOTALS	39,283,652	13.41	2,256,524	0.77	...	2,700,355	6,464	5,579,589	49,826,584	17.01	2,929,415	1,944,239
EURO-ASIA DIVISION												
1 BELARUS UN OF CHURCHES CONF	627,366	154.45	23,498	5.78	...	23,498	...	70,494	744,856	183.37	4,062	23,498
2 CAUCASUS UNION MISSION
3 Kubano-Chernomorskaya Conference	821,699	265.15	25,583	8.26	...	25,568	...	76,704	949,554	306.41	3,099	25,568
4 North Caucasus Mission	521,972	297.93	16,416	9.37	...	16,416	...	49,248	604,052	344.78	1,752	16,416
5 Rostov-Kalmykia Conference	785,146	287.18	23,343	8.54	...	23,343	...	70,029	901,861	329.87	2,734	23,343
Totals	2,128,817	280.66	65,342	8.61	...	65,327	...	195,981	2,455,467	323.73	7,585	65,327
6 EAST RUSSIAN UNION MISSION	2,847	2,847
7 Central Siberian Mission	329,575	182.89	6,261	3.47	...	6,214	...	18,642	360,692	200.16	1,802	6,214
8 East Siberian Mission	459,850	228.33	11,627	5.77	...	11,627	...	34,881	517,985	257.19	2,014	11,627
9 West Siberian Mission	378,688	326.74	9,402	8.11	...	9,295	...	27,885	425,270	366.93	1,159	9,295
Totals	1,170,960	235.37	27,290	5.49	...	27,136	...	81,408	1,306,794	262.67	4,975	27,136
10 FAR EASTERN UN OF CHURCHES MISS	797,028	346.53	32,983	14.34	...	21,745	...	65,235	916,991	398.69	2,300	32,983
11 MOLDOVA UN OF CHURCHES CONF	1,457,203	151.73	39,058	4.07	...	31,454	...	94,362	1,622,077	168.90	9,604	39,058
12 SOUTHERN UNION MISSION	5
13 Kyrgyzstan Mission	117,407	156.54	6,953	9.27	...	6,953	...	20,859	152,172	202.90	750	6,953
14 Northern Kazakhstan Mission	483,789	302.56	19,415	12.14	...	19,415	...	58,245	580,864	363.27	1,599	19,415
15 Southern Kazakhstan Mission	375,527	319.87	14,531	12.38	...	14,531	...	43,593	448,182	381.76	1,174	14,531
16 Tajikistan Field	24,891	128.97	1,768	9.16	...	1,768	...	5,304	33,731	174.77	193	1,768
17 Turkmenistan Field	12,451	128.36	504	5.20	...	504	...	1,512	14,971	154.34	97	504
18 Uzbekistan Field	92,239	122.82	2,239	2.98	...	2,239	...	6,717	103,434	137.73	751	2,239
Totals	1,106,304	242.13	45,410	9.94	...	45,410	...	136,230	1,333,354	291.83	4,569	45,410
19 TRANS-CAUCASUS UNION MISSION
20 Armenian Mission	83,179	98.79	2,592	3.08	...	2,592	...	7,776	96,139	114.18	842	2,592
21 Azerbaijan Mission	81,041	154.07	1,833	3.48	...	1,833	...	5,499	90,206	171.49	526	1,833
22 Georgian Mission	48,014	130.12	1,398	3.79	...	1,398	...	4,194	55,004	149.06	369	1,398
Totals	212,234	122.18	5,823	3.35	...	5,823	...	17,469	241,349	138.95	1,737	5,823

Conference or Mission	Tithe and Offerings										Per Capita	
	7	8	9	10	11	12a	12b	13	14a	14b	Basis	17
1	Tithe	Tithe Per Capita	World Mission Fund, Including Sabbath School	World Mission Fund Per Capita	Other General Conference Funds	Intradivision Funds	Ingathering Funds	Local Church Funds	Total Tithe and Offerings	Total Tithe and Offerings Per Capita	Membership Basis for Per Capita Calculations June 30, 2014	Sabbath School Mission Offerings

EURO-ASIA DIVISION (CONT'D)

23 UKRAINIAN UNION CONFERENCE	954,497	135.66	26,202	3.72	...	26,202	...	78,606	1,085,507	154.28	7,036	26,202
24 Bukovinskaya Conference	666,416	139.13	13,555	2.83	...	13,555	...	40,665	734,341	153.28	4,790	13,555
25 Central Ukrainian Conference	488,006	88.97	7,642	1.39	...	7,642	...	22,926	526,216	95.94	5,485	7,642
26 Dnieper Conference	616,389	83.70	9,484	1.29	...	9,484	...	28,452	663,809	90.14	7,364	9,484
27 Eastern Dnieper Conference	274,463	79.88	10,048	2.92	...	10,048	...	30,144	324,703	94.50	3,436	10,048
28 Eastern Ukrainian Mission	585,307	148.10	15,439	3.91	...	15,439	...	46,317	662,502	167.64	3,952	15,439
29 Kiev Conference	827,720	135.69	22,641	3.71	...	22,641	...	67,923	940,925	154.25	6,100	22,641
30 Podolsk Conference	565,615	120.32	17,804	3.79	...	17,804	...	53,412	654,635	139.25	4,701	17,804
31 Southern Ukrainian Conference	847,415	129.65	17,798	2.72	...	17,798	...	53,394	936,405	143.27	6,536	17,798
32 Western Ukrainian Conference	5,825,828	117.93	140,613	2.85	...	140,613	...	421,839	6,528,893	132.16	49,400	140,613
Totals												

33 WEST RUSSIAN UNION CONFERENCE	942,559	264.54	13,022	3.65	...	13,022	...	39,066	1,007,669	282.81	3,563	13,022
34 Central Conference	1,788,289	543.72	33,954	10.32	...	33,806	...	101,418	1,957,467	595.16	3,289	33,806
35 Moscow Conference	934,966	293.92	19,610	6.16	...	19,537	...	58,611	1,032,724	324.65	3,181	19,537
36 Northwestern Conference	1,844,557	258.59	37,148	5.21	...	37,110	...	111,330	2,030,145	284.61	7,133	37,110
37 Southern Conference	994,982	231.82	13,022	3.03	...	12,882	...	38,646	1,059,532	246.86	4,292	12,882
38 Ural Conference	652,538	207.15	7,860	2.50	...	7,860	...	23,580	691,838	219.63	3,150	7,860
39 Volga Conference	1,014,595	221.48	18,278	3.99	...	18,223	...	54,669	1,105,765	241.38	4,581	18,223
40 Volgo-Vyatskaya Conference	8,172,486	279.99	142,894	4.90	...	142,440	...	427,320	8,885,140	304.40	29,189	142,440
Totals												

41 ATTACHED FIELD	560,156	306.43	13,564	7.42	...	13,390	...	40,170	627,280	343.15	1,828	13,390
42 Crimea Mission												

43 EURO-ASIA DIVISION	627,366	154.45	23,498	5.78	...	23,498	...	70,494	744,856	183.37	4,062	23,498
44 Belarus Union of Churches Conference	2,128,817	280.66	65,342	8.61	...	65,327	...	195,981	2,455,467	323.73	7,585	65,327
45 Caucasus Union Mission	1,170,960	235.37	27,290	5.49	...	27,136	...	81,408	1,306,794	262.67	4,975	27,136
46 East Russian Union Mission	797,028	346.53	32,983	14.34	...	21,745	...	65,235	916,991	398.69	2,300	32,983
47 Far Eastern Union of Churches Mission	1,457,203	151.73	39,058	4.07	...	31,454	...	94,362	1,622,077	168.90	9,604	39,058
48 Moldova Union of Churches Conference	1,106,304	242.13	45,410	9.94	...	45,410	...	136,230	1,333,354	291.83	4,569	45,410
49 Southern Union Mission	212,234	122.18	5,823	3.35	...	5,823	...	17,469	241,349	138.95	1,737	5,823
50 Trans-Caucasus Union Mission	5,825,828	117.93	140,613	2.85	...	140,613	...	421,839	6,528,893	132.16	49,400	140,613
51 Ukrainian Union Conference	8,172,486	279.99	142,894	4.90	...	142,440	...	427,320	8,885,140	304.40	29,189	142,440
52 West Russian Union Conference	560,156	306.43	13,564	7.42	...	13,390	...	40,170	627,280	343.15	1,828	13,390
53 Attached Field												
DIVISION TOTALS	22,058,382	191.40	536,475	4.65	...	516,836	...	1,550,508	24,662,201	213.99	115,249	536,678

INTER-AMERICAN DIVISION

1 ATLANTIC CARIBBEAN UNION MISSION	24,265	1,699	25,964
2 Cayman Islands Conference	3,521,815	645.61	128,804	23.61	11,592	246,527	219,115	386,413	4,514,266	827.55	5,455	121,076
3 North Bahamas Conference	924,776	278.80	41,006	12.36	3,691	64,734	1,253	123,017	1,158,477	349.25	3,317	38,545
4 South Bahamas Conference	4,915,523	239.38	228,594	11.13	20,573	344,087	32,744	685,781	6,222,302	303.27	20,534	214,878
5 Turks and Caicos Islands Mission	742,990	272.66	26,618	9.77	2,396	52,009	2,428	79,855	906,296	332.59	2,725	25,021
Totals	10,129,369	316.24	425,022	13.27	38,252	709,056	255,540	1,275,066	12,832,305	400.62	32,031	399,520

6 BELIZE UNION OF CHURCHES MISSION	1,464,795	35.98	67,606	1.66	6,085	102,536	13,347	202,819	1,857,188	45.61	40,715	63,550
7 CARIBBEAN UNION CONFERENCE	614,515	43,016	657,531
8 East Caribbean Conference	3,312,245	129.40	133,730	5.22	12,036	281,541	...	401,190	4,140,742	161.77	25,596	125,706
9 Grenada Conference	1,765,689	128.41	74,643	5.43	6,718	150,084	44,193	223,930	2,265,257	164.75	13,750	70,165
10 Guyana Conference	2,233,426	36.97	122,729	2.03	11,046	189,841	148,508	368,187	3,073,737	50.88	60,413	115,365
11 North Caribbean Conference	7,675,170	516.64	374,818	25.23	33,734	652,389	183,518	1,124,455	10,044,084	676.10	14,856	352,329
12 South Caribbean Conference	13,003,084	228.17	500,604	8.78	45,054	1,105,262	259,439	1,501,811	16,415,254	288.05	56,988	470,567
13 South Leeward Mission	3,497,891	274.43	199,169	15.63	17,925	244,852	104,327	597,507	4,661,671	365.74	12,746	187,219
14 St Lucia Mission	2,906,626	163.43	133,979	7.53	12,058	203,464	...	401,938	3,658,065	205.68	17,785	125,941
15 St Vincent and the Grenadines Mission	1,425,797	95.43	80,882	5.41	7,279	99,806	...	242,647	1,856,411	124.25	14,941	76,029
16 Suriname Mission	274,620	79.21	19,223	293,843	84.75	3,467	...
17 Tobago Mission	1,680,967	209.31	86,716	10.80	7,804	117,668	(673,107)	260,147	1,480,195	184.31	8,031	81,513
Totals	38,390,030	167.96	1,707,270	7.47	153,654	3,107,146	66,878	5,121,812	48,546,790	212.39	228,573	1,604,834

18 CENTRAL MEXICAN UNION MISSION	43,815	...	113	...	10	3,067	101,467	340	148,812	106
19 Azteca Mexican Conference	1,507,631	64.62	82,557	3.54	7,430	90,402	...	247,670	1,935,690	82.97	23,329	77,604
20 Bajio Mexican Conference	1,153,750	118.10	60,204	6.16	5,418	80,763	...	180,611	1,480,746	151.58	9,769	56,592
21 Metropolitan Mexican Conference	1,729,568	53.80	97,092	3.02	8,738	121,070	...	291,276	2,247,744	69.92	32,148	91,266
22 Valley Mexican Mission	783,714	65.30	41,105	3.43	3,699	54,860	...	123,314	1,006,692	83.88	12,001	38,639
Totals	5,218,478	67.56	281,071	3.64	25,295	350,162	101,467	843,211	6,819,684	88.28	77,247	264,207

23 CHIAPAS MEXICAN UNION CONF	82,438	6,380	88,818
24 Central Chiapas Conference	3,748,253	91.64	238,273	5.83	21,445	262,378	...	714,820	4,985,169	121.89	40,900	223,977
25 North Chiapas Conference	3,455,649	72.99	245,934	5.19	22,134	241,895	...	737,803	4,703,415	99.35	47,342	231,178
26 Soconusco Conference	1,547,420	69.84	104,088	4.70	9,368	108,319	...	312,264	2,081,459	93.94	22,158	97,843
27 South Chiapas Mission	1,444,832	48.80	104,285	3.52	9,386	101,138	...	312,855	1,972,496	66.62	29,610	98,028
28 Upper Chiapas Conference	1,756,112	49.88	115,280	3.27	10,375	122,928	...	345,840	2,350,535	66.77	35,206	108,363
29 West Chiapas Conference	2,210,345	97.40	197,814	8.72	17,803	154,724	...	593,442	3,174,128	139.87	22,693	185,945
Totals	14,245,049	71.98	1,005,674	5.08	90,511	997,762	...	3,017,024	19,356,020	97.80	197,909	945,334

GENERAL STATISTICS BY DIVISIONS FOR 2015

Conference or Mission	Tithe and Offerings										Per Capita Basis	
	7	8	9	10	11	12a	12b	13	14a	14b	Membership Basis for Per Capita Calculations June 30, 2014	17
1	Tithe	Tithe Per Capita	World Mission Fund, Including Sabbath School	World Mission Fund Per Capita	Other General Conference Funds	Intradivision Funds	Ingathering Funds	Local Church Funds	Total Tithe and Offerings	Total Tithe and Offerings Per Capita		Sabbath School Mission Offerings
INTER-AMERICAN DIVISION (CONT'D)												
30 CUBAN UNION CONFERENCE
31 Central Conference
32 Del Amanecer Conference
33 East Conference
34 West Conference
Totals
35 DOMINICAN UNION CONFERENCE
36 Central Dominican Conference	3,329,427	63.65	301,502	5.76	27,135	233,060	18,055	904,507	4,813,686	92.03	52,305	283,412
37 East Dominican Conference	2,146,006	28.82	193,174	2.59	17,386	150,220	11,585	579,523	3,097,894	41.61	74,456	181,584
38 North Dominican Conference	1,837,251	57.64	139,248	4.37	12,532	128,608	7,223	417,744	2,542,606	79.76	31,877	130,893
39 Northeast Dominican Mission	1,155,579	38.05	71,209	2.34	6,409	80,891	6,153	213,627	1,533,868	50.50	30,372	66,936
40 South Dominican Mission	746,865	18.49	49,494	1.23	4,454	52,281	7,918	148,482	1,009,494	24.99	40,389	46,525
41 Southeast Dominican Conference	2,824,004	39.95	262,141	3.71	23,593	197,680	13,426	786,422	4,107,266	58.10	70,688	246,412
Totals	12,039,132	40.12	1,016,768	3.39	91,509	842,740	64,360	3,050,305	17,104,814	57.00	300,087	955,762
42 DUTCH CARIBBEAN UNION MISSION	4,225	296	4,521
43 Aruba Mission	353,556	415.46	20,760	24.39	1,869	26,579	28,922	62,279	493,965	580.45	851	19,515
44 Curacao and Bonaire Conference	1,717,257	226.85	80,951	10.69	7,285	156,168	...	242,851	2,204,512	291.22	7,570	76,094
Totals	2,075,038	246.41	101,711	12.08	9,154	183,043	28,922	305,130	2,702,998	320.98	8,421	95,609
45 EAST VENEZUELA UNION MISSION	83,485	5,844	89,329
46 Central East Venezuela Conference	103,700	8.12	6,005	0.47	540	7,259	...	18,014	135,518	10.62	12,765	5,644
47 Central Venezuela Conference	101,416	5.73	8,035	0.45	723	7,099	48	24,104	141,425	7.99	17,691	7,553
48 East Venezuela Conference	98,362	2.61	8,025	0.21	722	6,885	...	24,074	138,068	3.66	37,691	7,543
49 South Bolivar Venezuela Mission	141,737	6.79	15,724	0.75	1,415	8,270	150	47,171	214,467	10.27	20,882	14,780
50 South Central Venezuela Conference	138,043	5.27	10,826	0.41	974	9,663	...	32,478	191,984	7.33	26,187	10,176
51 Southeast Venezuela Conference	179,630	6.68	14,813	0.55	1,334	9,330	300	44,439	249,846	9.29	26,903	13,925
Totals	846,373	5.96	63,428	0.45	5,708	54,350	498	190,280	1,160,637	8.17	142,119	59,621
52 EL SALVADOR UNION MISSION	72,716	5,090	150	...	77,956
53 Central El Salvador Conference	700,169	22.60	36,773	1.19	3,310	49,012	26,000	110,319	925,583	29.88	30,980	34,567
54 East El Salvador Conference	997,364	17.68	74,012	1.31	6,661	69,815	38,500	222,037	1,408,389	24.96	56,416	69,571
55 Metropolitan El Salvador Conference	956,368	27.18	48,299	1.37	4,347	66,946	41,800	144,896	1,262,656	35.88	35,188	45,401
56 Paracentral El Salvador Conference	718,285	17.85	45,262	1.12	4,074	50,280	28,000	135,785	981,686	24.39	40,247	42,546
57 West El Salvador Conference	879,478	20.81	66,267	1.57	5,964	61,563	40,535	198,801	1,252,608	29.64	42,259	62,291
Totals	4,324,380	21.09	270,613	1.32	24,356	302,706	174,985	811,838	5,908,878	28.81	205,090	254,376
58 FRENCH ANTILLES-GUIANA UN CONF	36,466	2,553	39,019
59 French Guiana Mission	948,130	360.78	48,255	18.36	4,343	66,369	...	144,765	1,211,862	461.13	2,628	45,360
60 Guadeloupe Conference	5,613,639	439.46	283,158	22.17	25,484	392,955	...	849,473	7,164,709	560.88	12,774	266,168
61 Martinique Conference	7,927,503	502.98	417,393	26.48	37,565	554,925	...	1,252,179	10,189,565	646.50	15,761	392,349
Totals	14,525,738	466.12	748,806	24.03	67,392	1,016,802	...	2,246,417	18,605,155	597.03	31,163	703,877
62 GUATEMALA UNION MISSION	71,014	...	1,420	...	128	5,326	...	4,259	82,147	1,334
63 Central Guatemala Conference	1,478,046	56.24	83,956	3.19	7,556	77,351	45,822	251,869	1,944,600	73.99	26,281	78,919
64 East Guatemala Mission	878,832	21.80	53,273	1.32	4,795	61,518	24,359	159,820	1,182,597	29.33	40,315	50,077
65 Metropolitan Guatemala Conference	1,087,476	76.53	61,170	4.30	5,505	76,123	26,424	183,511	1,440,209	101.35	14,210	57,500
66 North Guatemala Mission	933,239	24.67	57,090	1.51	5,138	65,327	22,103	171,270	1,254,167	33.16	37,826	53,665
67 South Guatemala Mission	1,161,965	21.76	77,875	1.46	7,009	81,338	32,020	233,624	1,593,831	29.84	53,408	73,202
68 West Guatemala Conference	1,960,073	26.88	112,677	1.55	10,141	101,721	38,177	338,030	2,560,819	35.12	72,921	105,916
Totals	7,570,645	30.91	447,461	1.83	40,272	468,704	188,905	1,342,383	10,058,370	41.06	244,961	420,613
69 HAITIAN UNION MISSION	41,348	2,894	44,242
70 Central Haiti Conference	2,345,104	19.00	186,432	1.51	16,779	164,157	2,854	559,295	3,274,621	26.53	123,424	175,246
71 North Haiti Mission	563,292	4.84	49,409	0.42	4,447	39,430	337	148,228	805,143	6.92	116,430	46,445
72 Northwest Haiti Mission	514,701	5.33	60,634	0.63	5,457	36,029	488	181,902	799,211	8.28	96,543	56,996
73 South Haiti Mission	630,235	7.72	58,576	0.72	5,272	44,116	...	175,728	913,927	11.20	81,633	55,062
Totals	4,094,680	9.80	355,051	0.85	31,955	286,626	3,679	1,065,153	5,837,144	13.96	418,030	333,749
74 HONDURAS UNION MISSION	56,131	3,929	60,060
75 Atlantic Honduras Conference	673,097	18.42	37,861	1.04	3,407	47,117	17,878	113,582	892,942	24.44	36,536	35,589
76 Bay Islands Conference	671,232	96.34	26,380	3.79	2,374	46,986	...	79,141	826,113	118.58	6,967	24,798
77 Central Honduras Conference	1,652,994	13.50	78,098	0.64	7,029	75,326	25,787	234,295	2,073,529	16.93	122,467	73,412
78 Northwest Honduras Conference	1,217,773	82.44	58,907	3.99	5,302	85,244	31,156	176,722	1,575,104	106.63	14,772	55,373
Totals	4,271,227	23.63	201,246	1.11	18,112	258,602	74,821	603,740	5,427,748	30.03	180,742	189,172
79 INTER-OCEANIC MEXICAN UN CONF	66,475	4,653	517,371	...	588,499
80 Alpine Mission	1,147,948	84.27	73,665	5.41	6,630	80,356	...	220,995	1,529,594	112.28	13,623	69,245
81 Central Veracruz Mission	1,153,918	119.12	65,923	6.81	5,933	80,774	...	197,768	1,504,316	155.29	9,687	61,967
82 Isthmus Conference	1,372,051	68.60	91,257	4.56	8,213	96,044	...	273,772	1,841,337	92.06	20,002	85,782
83 North Veracruz Conference	1,626,825	79.40	106,466	5.20	9,582	113,878	...	319,399	2,176,150	106.21	20,489	100,078
84 Oaxaca Conference	1,110,132	52.70	74,713	3.55	6,724	77,709	...	224,139	1,493,417	70.90	21,064	70,230
85 Olmecca Conference	3,699,654	96.42	268,681	7.00	24,181	258,976	...	806,042	5,057,534	131.81	38,369	252,560

STATISTICAL REPORT FOR 2015

Conference or Mission	Tithe and Offerings										Per Capita Basis	17
1	7	8	9	10	11	12a	12b	13	14a	14b	Membership Basis for Per Capita Calculations June 30, 2014	17
Conference or Mission	Tithe	Tithe Per Capita	World Mission Fund, Including Sabbath School	World Mission Fund Per Capita	Other General Conference Funds	Intradivision Funds	Ingathering Funds	Local Church Funds	Total Tithe and Offerings	Total Tithe and Offerings Per Capita	Membership Basis for Per Capita Calculations June 30, 2014	Sabbath School Mission Offerings

INTER-AMERICAN DIVISION (CONT'D)

INTER-OCEANIC MEXICAN UN CONF (CONT'D)													
86	South Pacific Conference	1,692,804	107.45	113,659	7.21	10,229	118,496	...	340,977	2,276,165	144.48	15,754	106,840
87	South Veracruz Conference	2,699,666	92.09	193,346	6.60	17,401	188,977	...	580,039	3,679,429	125.52	29,314	181,746
88	Southeast Veracruz Mexican Conference	2,612,950	112.97	159,748	6.91	14,377	182,906	...	479,245	3,449,226	149.13	23,129	150,163
	Totals	17,182,423	89.76	1,147,458	5.99	103,270	1,202,769	517,371	3,442,376	23,595,667	123.26	191,431	1,078,611
89	JAMAICA UNION CONFERENCE	167,509	11,726	179,235
90	Central Jamaica Conference	5,056,656	56.00	151,983	1.68	13,678	353,966	80,101	455,948	6,112,332	67.69	90,297	142,864
91	East Jamaica Conference	4,937,377	75.23	156,438	2.38	14,079	345,616	62,092	469,314	5,984,916	91.19	65,628	147,052
92	North East Jamaica Conference	1,199,265	43.18	49,658	1.79	4,469	83,949	226,522	148,974	1,712,837	61.68	27,771	46,679
93	North Jamaica Conference	1,099,880	58.48	47,387	2.52	4,265	76,992	24,003	142,161	1,394,688	74.15	18,809	44,544
94	West Jamaica Conference	4,951,226	61.11	181,983	2.25	16,378	346,586	...	545,948	6,042,121	74.58	81,016	171,064
	Totals	17,411,913	61.41	587,449	2.07	52,869	1,218,835	392,718	1,762,345	21,426,129	75.57	283,521	552,203
95	NORTH COLOMBIAN UNION CONF	37,072	2,595	39,667
96	Atlantic Colombian Conference	1,590,845	50.79	76,473	2.44	6,883	111,359	...	229,419	2,014,979	64.33	31,321	71,885
97	Caribbean Colombian Conference	1,375,860	34.69	65,446	1.65	5,890	96,310	...	196,337	1,739,843	43.86	39,666	61,519
98	Colombian Islands Mission	290,804	207.42	10,985	7.84	989	20,356	...	32,956	356,090	253.99	1,402	10,326
99	East Colombian Conference	3,669,448	98.81	232,427	6.26	20,918	206,794	...	697,282	4,826,869	129.98	37,135	218,481
100	Northeast Colombian Conference	1,832,822	80.20	125,199	5.48	11,268	128,298	...	375,598	2,473,185	108.22	22,853	117,687
101	West Central Colombian Conference	2,608,689	72.14	137,527	3.80	12,377	142,341	...	412,581	3,313,515	91.63	36,161	129,276
	Totals	11,405,540	67.67	648,057	3.85	58,325	708,053	...	1,944,173	14,764,148	87.60	168,538	609,174
102	NORTH MEXICAN UNION CONFERENCE	207,386	14,517	124,120	...	346,023
103	Baja California Conference	2,681,843	131.01	197,102	9.63	17,740	179,261	...	591,304	3,667,250	179.15	20,470	185,275
104	Chihuahua Mexican Conference	1,577,449	79.15	107,155	5.38	9,645	99,479	...	321,465	2,115,193	106.14	19,929	100,726
105	Gulf Mexican Conference	1,277,262	78.93	74,751	4.62	6,728	89,408	...	224,254	1,672,403	103.35	16,182	70,266
106	North Tamaulipas Mexican Conference	1,103,206	100.35	71,236	6.48	6,411	77,224	...	213,708	1,471,785	133.87	10,994	66,962
107	Northeast Mexican Conference	4,535,596	168.07	240,000	8.89	21,600	317,492	...	719,999	5,834,687	216.20	26,987	225,600
108	Sinaloa Mexican Conference	1,280,389	87.18	78,325	5.33	7,049	89,627	...	234,974	1,690,364	115.09	14,687	73,625
109	Sonora Mexican Conference	1,405,895	102.31	78,737	5.73	7,086	98,413	...	236,212	1,826,343	132.90	13,742	74,013
110	West Mexican Conference	1,297,457	68.85	80,619	4.28	7,256	79,879	...	241,858	1,707,069	90.59	18,844	75,782
	Totals	15,366,483	108.34	927,925	6.54	83,515	1,045,300	124,120	2,783,774	20,331,117	143.34	141,835	872,249
111	PANAMA UNION MISSION	19,979	...	803	...	72	1,399	...	2,408	24,661	755
112	Atlantic Panama Mission	571,868	71.22	48,356	6.02	4,352	40,031	20,589	145,067	830,263	103.40	8,030	45,454
113	Central Panama Conference	904,199	87.70	72,199	7.00	6,498	63,294	11,629	216,597	1,274,416	123.61	10,310	67,867
114	Metropolitan Panama Conference	1,890,424	107.52	138,809	7.89	12,493	132,330	10,786	416,427	2,601,269	147.95	17,582	130,481
115	Southeast Panama Mission	555,352	49.83	45,685	4.10	4,112	38,875	22,743	137,054	803,821	72.12	11,146	42,944
116	West Panama Conference	2,840,440	105.51	224,499	8.34	20,205	198,831	49,358	673,496	4,006,829	148.84	26,920	211,029
	Totals	6,782,262	91.67	530,351	7.17	47,732	474,760	115,105	1,591,049	9,541,259	128.96	73,988	498,530
117	PUERTO RICAN UNION CONFERENCE	119,144	8,340	127,484
118	East Puerto Rico Conference	8,697,003	587.60	298,406	20.16	26,857	608,790	...	895,218	10,526,274	711.19	14,801	280,502
119	North Puerto Rico Conference	2,067,803	423.82	74,814	15.33	6,733	144,746	16,504	224,441	2,535,041	519.58	4,879	70,325
120	South Puerto Rico Conference	1,172,259	482.21	33,112	13.62	2,980	82,058	...	99,335	1,389,744	571.68	2,431	31,125
121	West Puerto Rico Conference	6,636,998	575.13	142,594	12.36	12,833	464,590	40,542	427,782	7,725,339	669.44	11,540	134,038
	Totals	18,693,207	555.50	548,926	16.31	49,403	1,308,524	57,046	1,646,776	22,303,882	662.80	33,651	515,990
122	SOUTH CENTRAL AMERICAN UN MISS	94,236	6,597	100,833
123	Caribbean Costa Rica Mission	1,022,091	59.64	71,241	4.16	6,412	71,546	22,249	213,723	1,407,262	82.12	17,137	66,966
124	Central Nicaragua Mission	627,454	14.22	38,432	0.87	3,459	43,922	6,225	115,297	834,789	18.92	44,111	36,126
125	North Costa Rica Mission	1,542,799	56.46	93,723	3.43	8,435	107,996	24,118	281,168	2,058,239	75.32	27,326	88,099
126	Northwestern Nicaragua Mission	663,389	10.80	40,993	0.67	3,689	46,437	6,717	122,978	884,203	14.39	61,453	38,533
127	South Atlantic Nicaragua Mission	282,272	10.62	18,206	0.68	1,639	18,537	897	54,617	376,168	14.15	26,579	17,113
128	South-Central Costa Rica Conference	1,824,529	64.64	106,225	3.76	9,560	127,717	11,486	318,674	2,398,191	84.96	28,227	99,851
	Totals	6,056,770	29.57	368,820	1.80	33,194	422,752	71,692	1,106,457	8,059,685	39.35	204,833	346,688
129	SOUTH COLOMBIAN UNION CONF	25,779	1,805	27,584
130	Central Colombian Conference	896,237	53.74	44,532	2.67	4,008	62,737	...	133,597	1,141,111	68.42	16,677	41,860
131	East Los Llanos Conference	1,474,881	70.74	85,040	4.08	7,654	103,242	...	255,121	1,925,938	92.38	20,848	79,938
132	Pacific Colombian Conference	1,300,823	53.86	64,862	2.69	5,838	91,058	...	194,585	1,657,166	68.61	24,154	60,970
133	South Bogota Conference	934,952	61.57	48,370	3.19	4,353	65,447	...	145,111	1,198,233	78.91	15,184	45,468
134	South Colombian Conference	1,811,648	47.44	110,681	2.90	9,962	100,514	...	332,044	2,364,849	61.93	38,186	104,040
135	South Pacific Mission	518,879	38.19	26,748	1.97	2,407	34,338	...	80,244	662,616	48.77	13,586	25,143
136	Upper Magdalena Conference	2,180,759	96.06	107,473	4.73	9,672	126,923	...	322,420	2,747,247	121.02	22,701	101,025
	Totals	9,143,958	60.42	487,706	3.22	43,894	586,064	...	1,463,122	11,724,744	77.47	151,336	458,444
137	SOUTHEAST MEXICAN UNION MISSION	44,672	3,127	127,160	...	174,959
138	Campeche Mission	1,268,181	116.70	84,056	7.73	7,565	88,773	...	252,169	1,700,744	156.51	10,867	79,013
139	Central Tabasco Conference	2,661,917	145.35	167,177	9.13	15,046	186,334	...	501,530	3,532,004	192.86	18,314	157,146
140	East Tabasco Mission	1,851,591	286.31	126,929	19.63	11,424	129,611	...	380,788	2,500,343	386.63	6,467	119,314

GENERAL STATISTICS BY DIVISIONS FOR 2015

Conference or Mission	Tithe and Offerings										Per Capita Basis	
	7	8	9	10	11	12a	12b	13	14a	14b	Membership Basis for Per Capita Calculations June 30, 2014	17
1	Tithe	Tithe Per Capita	World Mission Fund, Including Sabbath School	World Mission Fund Per Capita	Other General Conference Funds	Intradivision Funds	Ingatherings Funds	Local Church Funds	Total Tithe and Offerings	Total Tithe and Offerings Per Capita		Sabbath School Mission Offerings

INTER-AMERICAN DIVISION (CONT'D)

SOUTHEAST MEXICAN UNION MISSION (CONT'D)

141	Mayab Conference	1,445,365	80.71	89,129	4.98	8,022	101,176	...	267,386	1,911,078	106.71	17,909	83,781
142	North Quintana Roo Conference	1,450,532	163.98	111,342	12.59	10,021	101,537	...	334,027	2,007,459	226.93	8,846	104,662
143	South Quintana Roo Mission	1,020,771	111.77	66,970	7.33	6,027	71,454	...	200,910	1,366,132	149.58	9,133	62,952
144	South Tabasco Conference	471,391	34.14	31,961	2.32	2,876	32,997	...	95,883	635,108	46.00	13,806	30,043
	Totals	10,214,420	119.69	677,564	7.94	60,981	715,009	127,160	2,032,693	13,827,827	162.03	85,342	636,911

145	WEST VENEZUELA UNION MISSION	3,979	375	4,354
146	Central Andean Venezuela Mission	10,053	...
147	North Central Venezuela Conference	137,307	8.87	9,071	0.59	816	9,612	...	27,214	184,020	11.89	15,476	8,527
148	Northwestern Venezuela Mission	34,705	5.19	2,584	0.39	233	578	...	7,751	45,851	6.86	6,681	2,429
149	Southwest Venezuela Conference	236,467	11.90	18,024	0.91	1,622	14,479	...	54,073	324,665	16.34	19,868	16,943
150	West Central Venezuela Conference	133,921	6.32	8,469	0.40	762	9,375	...	25,406	177,933	8.40	21,188	7,961
151	West Los Llanos Venezuela Conference	118,203	5.03	7,690	0.33	692	8,274	...	23,069	157,928	6.72	23,496	7,228
152	West Venezuela Conference	97,242	2.92	6,301	0.19	567	6,807	...	18,903	129,820	3.90	33,325	5,923
153	Yaracuy Venezuela Mission	7,378	0.60	510	0.04	46	111	...	1,531	9,576	0.78	12,308	480
	Totals	769,202	5.40	52,649	0.37	4,738	49,611	...	157,947	1,034,147	7.26	142,395	49,491

154	INTER-AMERICAN DIVISION	1,215,084	...	1,560	...	140	1,202,933	...	4,680	2,424,397	...	141	1,466
155	Atlantic Caribbean Union Mission	10,129,369	316.24	425,022	13.27	38,252	709,056	255,540	1,275,066	12,832,305	400.62	32,031	399,520
156	Belize Union of Churches Mission	1,464,795	35.98	67,606	1.66	6,085	102,536	13,347	202,819	1,857,188	45.61	40,715	63,550
157	Caribbean Union Conference	38,390,030	167.96	1,707,270	7.47	153,654	3,107,146	66,878	5,121,812	48,546,790	212.39	228,573	1,604,834
158	Central Mexican Union Mission	5,218,478	67.56	281,071	3.64	25,295	350,162	101,467	843,211	6,819,684	88.28	77,247	264,207
159	Chiapas Mexican Union Conference	14,245,049	71.98	1,005,674	5.08	90,511	997,762	...	3,017,024	19,356,020	97.80	197,909	945,334
160	Cuban Union Conference
161	Dominican Union Conference	12,039,132	40.12	1,016,768	3.39	91,509	842,740	64,360	3,050,305	17,104,814	57.00	300,087	955,762
162	Dutch Caribbean Union Mission	2,075,038	246.41	101,711	12.08	9,154	183,043	28,922	305,130	2,702,998	320.98	8,421	95,609
163	East Venezuela Union Mission	846,373	5.96	63,428	0.45	5,708	54,350	498	190,280	1,160,637	8.17	142,119	59,621
164	El Salvador Union Mission	4,324,380	21.09	270,613	1.32	24,356	302,706	174,985	811,838	5,908,878	28.81	205,090	254,376
165	French Antilles-Guiana Union Conference	14,525,738	466.12	748,806	24.03	67,392	1,016,802	...	2,246,417	18,605,155	597.03	31,163	703,877
166	Guatemala Union Mission	7,570,645	30.91	447,461	1.83	40,272	468,704	188,905	1,342,383	10,058,370	41.06	244,961	420,613
167	Haitian Union Mission	4,094,680	9.80	355,051	0.85	31,955	286,626	3,679	1,065,153	5,837,144	13.96	418,030	333,749
168	Honduras Union Mission	4,271,227	23.63	201,246	1.11	18,112	258,602	74,821	603,740	5,427,748	30.03	180,742	189,172
169	Inter-Oceanic Mexican Union Conference	17,182,423	89.76	1,147,458	5.99	103,270	1,202,769	517,371	3,442,376	23,595,667	123.26	191,431	1,078,611
170	Jamaica Union Conference	17,411,913	61.41	587,449	2.07	52,869	1,218,835	392,718	1,762,345	21,426,129	75.57	283,521	552,203
171	North Colombian Union Conference	11,405,540	67.67	648,057	3.85	58,325	708,053	...	1,944,173	14,764,148	87.60	168,538	609,174
172	North Mexican Union Conference	15,366,483	108.34	927,925	6.54	83,515	1,045,300	124,120	2,783,774	20,331,117	143.34	141,835	872,249
173	Panama Union Mission	6,782,262	91.67	530,351	7.17	47,732	474,760	115,105	1,591,049	9,541,259	128.96	73,988	498,530
174	Puerto Rican Union Conference	18,693,207	555.50	548,926	16.31	49,403	1,308,524	57,046	1,646,776	22,303,882	662.80	33,651	515,990
175	South Central American Union Mission	6,056,770	29.57	368,820	1.80	33,194	422,752	71,692	1,106,457	8,059,685	39.35	204,833	346,688
176	South Colombian Union Conference	9,143,958	60.42	487,706	3.22	43,894	586,064	...	1,463,122	11,724,744	77.47	151,336	458,444
177	Southeast Mexican Union Mission	10,214,420	119.69	677,564	7.94	60,981	715,009	127,160	2,032,693	13,827,827	162.03	85,342	636,911
178	West Venezuela Union Mission	769,202	5.40	52,649	0.37	4,738	49,611	...	157,947	1,034,147	7.26	142,395	49,491
	DIVISION TOTALS	233,436,196	65.13	12,670,192	3.54	1,140,316	17,614,845	2,378,614	38,010,570	305,250,733	85.17	3,584,099	11,909,981

INTER-EUROPEAN DIVISION

1	AUSTRIAN UN OF CHURCHES CONF	6,771,916	1,650.48	497,159	121.17	26,244	29,234	68,876	1,561,241	8,954,670	2,182.47	4,103	337,035
2	BULGARIAN UN OF CHURCHES CONF	1,512,697	205.45	55,616	7.55	...	3,546	1,571,859	213.48	7,363	39,373
3	CZECHO-SLOVAKIAN UNION CONF	28,692	28,692
4	Bohemian Conference	2,058,281	632.93	105,421	32.42	1,785	2,165,487	665.89	3,252	59,204
5	Moravia-Silesian Conference	2,097,191	487.04	184,741	42.90	3,127	2,285,059	530.67	4,306	103,749
6	Slovakian Conference	1,082,297	483.17	99,208	44.29	1,679	1,183,184	528.21	2,240	55,714
	Totals	5,266,461	537.50	389,370	39.74	6,591	5,662,422	577.92	9,798	218,667

7	FRANCO-BELGIAN UNION CONFERENCE	17,875	17,875
8	Belgian-Luxembourg Conference	1,577,043	657.38	82,449	34.37	4,489	1,663,981	693.61	2,399	67,696
9	North France Conference	8,611,659	955.68	270,965	30.07	16,224	8,898,848	987.55	9,011	177,749
10	South France Conference	4,283,260	965.79	123,832	27.92	3,475	4,410,567	994.49	4,435	82,192
	Totals	14,489,837	914.47	477,246	30.12	24,188	14,991,271	946.12	15,845	327,637

11	ITALIAN UNION OF CHURCHES CONF	5,835,728	609.35	383,636	40.06	38,828	58,523	...	3,248,009	9,564,724	998.72	9,577	319,654
12	NORTH GERMAN UNION CONFERENCE
13	Berlin-Central German Conference	7,386,184	1,042.07	338,740	47.79	47,687	206,479	91,802	1,904,477	9,975,369	1,407.36	7,088	237,341
14	Hansa Conference	2,647,960	1,006.45	131,400	49.94	19,538	60,376	44,579	...	2,903,853	1,103.71	2,631	90,866
15	Lower Saxonian Conference	4,000,807	1,143.41	245,499	70.16	37,512	48,236	85,749	957,120	5,374,923	1,536.13	3,499	161,654
16	Northern Rhenish-Westfalian Conference	6,582,907	1,065.54	527,184	85.33	63,924	139,245	201,000	1,250,266	8,764,526	1,418.67	6,178	318,072
	Totals	20,617,858	1,063.00	1,242,823	64.08	168,661	454,336	423,130	4,111,863	27,018,671	1,393.00	19,396	807,933

17	PORTUGUESE UN OF CHURCHES CONF	5,020,052	540.43	180,465	19.43	37,432	816,348	6,054,297	651.77	9,289	82,638
----	--------------------------------	-----------	--------	---------	-------	--------	-----	-----	---------	-----------	--------	-------	--------

STATISTICAL REPORT FOR 2015

Conference or Mission	Tithe and Offerings										Per Capita	Basis
1	7	8	9	10	11	12a	12b	13	14a	14b	17	
Conference or Mission	Tithe	Tithe Per Capita	World Mission Fund, Including Sabbath School	World Mission Fund Per Capita	Other General Conference Funds	Intradivision Funds	Ingathering Funds	Local Church Funds	Total Tithe and Offerings	Total Tithe and Offerings Per Capita	Membership Basis for Per Capita Calculations June 30, 2014	Sabbath School Mission Offerings

INTER-EUROPEAN DIVISION (CONT'D)

18 ROMANIAN UNION CONFERENCE	185,479								185,479			
19 Banat Conference	1,560,888	228.70	102,186	14.97	19,108			322,365	2,004,547	293.71	6,825	73,122
20 Moldavia Conference	2,847,528	224.48	186,418	14.70	21,928			739,349	3,795,223	299.19	12,685	133,396
21 Muntenia Conference	4,381,679	235.70	286,853	15.43	61,646			1,123,304	5,853,482	314.87	18,590	205,266
22 North Transylvania Conference	1,514,725	196.82	99,164	12.89	24,113			511,181	2,149,183	279.26	7,696	70,959
23 Oltenia Conference	2,086,192	185.21	136,576	12.13	23,859			438,421	2,685,048	238.37	11,264	97,731
24 South Transylvania Conference	2,439,004	262.99	159,673	17.22	27,049			263,662	2,889,388	311.56	9,274	114,259
Totals	15,015,495	226.36	970,870	14.64	177,703			3,398,282	19,562,350	294.91	66,334	694,733
25 SOUTH GERMAN UNION CONFERENCE									130,662			
26 Baden-Wuerttemberg Conference	10,193,600	1,632.54	715,874	114.65	35,749	502,151		2,427,563	13,874,937	2,222.12	6,244	460,427
27 Bavarian Conference	6,060,291	1,331.93	394,168	86.63	23,722	360,370		1,796,028	8,634,579	1,897.71	4,550	261,094
28 Central Rhenish Conference	5,679,318	1,219.78	358,946	77.09	13,116	172,693		1,044,060	7,268,133	1,561.03	4,656	224,564
Totals	21,933,209	1,419.63	1,468,988	95.08	72,587	1,165,876		5,267,651	29,908,311	1,935.81	15,450	946,085
29 SPANISH UNION OF CHURCHES CONF	8,293,933	503.98	332,752	20.22	81,261			85,117	8,793,063	534.31	16,457	234,363
30 SWISS UNION CONFERENCE												
31 French-Italian Swiss Conference	4,004,043	2,012.08	198,736	99.87	27,522	12,858		130,446	4,373,605	2,197.79	1,990	140,641
32 German Swiss Conference	7,740,899	3,093.88	537,927	215.00	40,680	32,135	67,922	510,083	8,929,646	3,569.00	2,502	392,142
Totals	11,744,942	2,614.64	736,663	163.99	68,202	44,993	67,922	640,529	13,303,251	2,961.54	4,492	532,783
33 INTER-EUROPEAN DIVISION	38,348		849		2,253				41,450			849
34 Austrian Union of Churches Conference	6,771,916	1,650.48	497,159	121.17	26,244	29,234	68,876	1,561,241	8,954,670	2,182.47	4,103	337,035
35 Bulgarian Union of Churches Conference	1,512,697	205.45	55,616	7.55			3,546		1,571,859	213.48	7,363	39,373
36 Czecho-Slovakian Union Conference	5,266,461	537.50	389,370	39.74	6,591				5,662,422	577.92	9,798	118,667
37 Franco-Belgian Union Conference	14,489,837	914.47	477,246	30.12	24,188				14,991,271	946.12	15,845	327,637
38 Italian Union of Churches Conference	5,835,728	609.35	383,636	40.06	38,828	58,523		3,248,009	9,564,724	998.72	9,577	319,654
39 North German Union Conference	20,617,858	1,063.00	1,242,823	64.08	168,661	454,336	423,130	4,111,863	27,018,671	1,390.20	19,396	807,933
40 Portuguese Union of Churches Conference	5,020,052	540.43	180,465	19.43	37,432			816,348	6,054,297	651.77	9,289	82,638
41 Romanian Union Conference	15,015,495	226.36	970,870	14.64	177,703			3,398,282	19,562,350	294.91	66,334	694,733
42 South German Union Conference	21,933,209	1,419.63	1,468,988	95.08	72,587	1,165,876		5,267,651	29,908,311	1,935.81	15,450	946,085
43 Spanish Union of Churches Conference	8,293,933	503.98	332,752	20.22	81,261			85,117	8,793,063	534.31	16,457	234,363
44 Swiss Union Conference	11,744,942	2,614.64	736,663	163.99	68,202	44,993	67,922	640,529	13,303,251	2,961.54	4,492	532,783
DIVISION TOTALS	116,540,476	654.34	6,736,437	37.82	703,950	1,756,508	559,928	19,129,040	145,426,339	816.52	178,104	4,541,750

NORTH AMERICAN DIVISION

1 ATLANTIC UNION CONFERENCE												
2 Bermuda Conference	5,522,508	1,418.94	91,410	23.49	31,676	796,645	21,314	1,455,642	7,919,195	2,034.74	3,892	88,711
3 Greater New York Conference	25,712,383	924.17	592,368	21.29	72,694	521,255	136,322	14,613,039	41,648,061	1,496.95	27,822	578,018
4 New York Conference	4,534,990	790.07	101,343	17.66	21,195	255,147	708	1,926,633	6,840,016	1,191.64	5,740	86,738
5 Northeastern Conference	41,643,235	765.70	914,498	16.81	53,778	231,374	143,430	14,119,582	57,105,897	1,050.01	54,386	913,266
6 Northern New England Conference	5,664,017	1,080.71	127,214	24.27	31,251	282,441	9,191	3,212,662	9,326,776	1,779.58	5,241	116,308
7 Southern New England Conference	17,788,364	1,031.15	348,758	20.22	35,632	473,196	2,877	11,496,992	30,145,819	1,747.48	17,251	338,982
Totals	100,865,497	882.22	2,175,591	19.03	246,226	2,560,058	313,842	46,824,550	152,985,764	1,338.08	114,332	2,122,023
8 CANADA, SDA CHURCH IN						358			358			
9 Alberta Conference	13,014,081	1,181.17	537,550	48.79	74,243	1,138,853	156,109	5,351,082	20,271,918	1,839.89	11,018	514,033
10 British Columbia Conference	9,599,615	851.11	429,151	38.05	66,381	1,039,614	161,736	7,298,995	18,595,492	1,648.68	11,279	408,353
11 Manitoba-Saskatchewan Conference	3,702,017	986.68	138,920	37.03	19,222	357,690	22,803	1,608,005	5,848,657	1,558.81	3,752	131,316
12 Maritime Conf of the SDA Church, Inc	1,377,950	850.06	56,904	35.10	9,713	211,509	25,302	753,940	2,435,318	1,502.36	1,621	53,371
13 Ontario Conference	23,990,673	766.30	553,670	17.69	74,971	889,194	32,482	15,755,746	41,296,736	1,319.09	31,307	531,983
14 Quebec Conference	4,738,006	649.40	115,252	15.80	8,888	427,869	1,278	2,642,725	7,934,018	1,087.45	7,296	111,070
15 SDA Church in Newfoundland & Labrador	488,354	765.45	13,173	20.65	3,378	55,223	5,317	116,296	681,741	1,068.56	638	11,932
Totals	56,910,696	850.54	1,844,620	27.57	256,796	4,120,310	405,027	33,526,789	97,064,238	1,450.65	66,911	1,762,058
16 COLUMBIA UNION CONFERENCE												
17 Allegheny East Conference	32,895,462	863.06	368,722	9.67	18,017	45,671	16,630		33,344,502	874.84	38,115	364,520
18 Allegheny West Conference	6,899,404	470.53	52,151	3.56	2,120	10,310	733	1,995,347	8,960,065	611.07	14,663	51,886
19 Chesapeake Conference	17,259,006	1,187.98	384,930	26.50	76,731	106,201	47,704		17,874,572	1,230.35	14,528	372,212
20 Mountain View Conference	2,667,248	1,163.21	84,099	36.68	16,845	29,830	45,298	897,523	3,740,843	1,631.42	2,293	79,177
21 New Jersey Conference of SDA, Inc	11,390,399	751.84	323,101	21.33	70,164	52,003	5,176	6,075,217	17,916,060	1,182.58	15,150	313,794
22 Ohio Conference	10,244,670	881.49	232,465	20.00	33,039	72,785	6,083	4,498,070	15,087,312	1,298.15	11,622	220,598
23 Pennsylvania Conference	11,023,839	984.89	253,836	22.68	62,151	95,011	27,144	5,910,809	17,372,790	1,552.11	11,193	243,180
24 Potomac Conference	34,167,488	1,017.31	444,774	13.24	106,218	100,571	34,028		34,853,079	1,037.73	33,586	435,559
Totals	126,547,516	896.55	2,144,078	15.19	385,285	512,382	182,796	19,376,966	149,149,023	1,056.67	141,150	2,080,926
25 LAKE UNION CONFERENCE	9,587		4,125						13,712			4,125
26 Illinois Conference	11,673,716	870.72	297,205	22.17	84,091	300,157	15,549	6,513,262	18,883,980	1,408.52	13,407	283,624
27 Indiana Conference	8,569,258	1,061.87	254,571	31.55	30,429	383,395	5,607	4,680,769	13,924,029	1,725.41	8,070	245,793
28 Lake Region Conference	11,702,225	379.38	102,250	3.31	6,348	90,702	11	3,868,692	15,770,228	511.26	30,846	99,334
29 Michigan Conference	32,256,706	1,236.98	1,270,092	48.71	185,529	1,842,879	64,931	15,540,631	51,160,768	1,961.91	26,077	1,216,884
30 Wisconsin Conference	6,909,950	915.59	273,882	36.29	35,053	301,406	3,294	3,224,428	10,748,013	1,424.14	7,547	265,192
Totals	71,121,442	827.50	2,202,125	25.62	341,450	2,918,539	89,392	33,827,782	110,500,730	1,285.68	85,947	2,114,952

GENERAL STATISTICS BY DIVISIONS FOR 2015

Conference or Mission	Tithe and Offerings										Per Capita Basis	
	7	8	9	10	11	12a	12b	13	14a	14b	Membership Basis for Per Capita Calculations June 30, 2014	17
1	Tithe	Tithe Per Capita	World Mission Fund, Including Sabbath School	World Mission Fund Per Capita	Other General Conference Funds	Intradivision Funds	Ingathering Funds	Local Church Funds	Total Tithe and Offerings	Total Tithe and Offerings Per Capita		Sabbath School Mission Offerings
NORTH AMERICAN DIVISION (CONT'D)												
31 MID-AMERICA UNION CONFERENCE												
32 Central States Conference	4,967,099	357.76	61,583	4.44	2,468	403	951	2,995,724	8,028,228	578.24	13,884	58,796
33 Dakota Conference	5,520,706	1,370.92	157,742	39.17	38,033	54,180	6,279	2,027,953	7,804,893	1,938.14	4,027	148,576
34 Iowa-Missouri Conference	9,984,465	856.45	313,932	26.93	92,729	97,005	23,281	6,057,750	16,569,162	1,421.27	11,658	298,929
35 Kansas-Nebraska Conference	11,034,987	938.43	318,592	27.09	76,141	64,526	4,261	7,611,211	19,109,718	1,625.11	11,759	291,780
36 Minnesota Conference	7,708,287	858.58	233,035	25.96	30,830	73,323	1,645	4,971,391	13,018,511	1,450.05	8,978	216,764
37 Rocky Mountain Conference	15,662,903	896.82	418,629	23.97	64,465	69,774	5,867	9,999,136	26,220,774	1,501.33	17,465	398,536
Totals	54,878,447	809.76	1,503,513	22.19	304,666	359,211	42,284	33,663,165	90,751,286	1,339.09	67,771	1,413,381
38 NORTH PACIFIC UNION CONFERENCE	332,370								332,370			
39 Alaska Conference	3,930,983	1,026.63	66,601	17.39	26,758	114,144	370	1,740,826	5,879,682	1,535.57	3,829	61,770
40 Idaho Conference of SDA, Inc	5,939,272	907.73	156,321	23.89	39,864	251,872	1,780	3,850,713	10,239,822	1,565.00	6,543	149,806
41 Montana Conference	4,537,257	1,137.44	113,032	28.34	40,157	158,378	2,074	2,148,884	6,999,782	1,754.77	3,989	104,620
42 Oregon Conference	34,701,115	970.66	918,448	25.69	146,342	1,366,514	4,951	21,143,578	58,280,948	1,630.24	35,750	887,589
43 Upper Columbia Conference	24,719,822	943.68	708,695	27.05	235,818	1,275,253	15,549	15,809,273	42,764,410	1,632.54	26,195	601,528
44 Washington Conference	19,606,550	857.60	399,595	17.48	34,810	811,282	559	757,791	21,610,587	945.26	22,862	336,092
Totals	93,767,369	945.54	2,362,692	23.83	523,749	3,977,443	25,283	45,451,065	146,107,601	1,473.33	99,168	2,141,405
45 PACIFIC UNION CONFERENCE												
46 Arizona Conference	12,234,180	631.57	315,939	16.31	43,026	88,305	2,720	6,493,867	19,178,037	990.04	19,371	306,960
47 Central California Conference of SDA	27,286,682	737.92	614,842	16.63	154,785	137,905	1,040	17,715,454	45,910,708	1,241.57	36,978	585,255
48 Hawaii Conference	5,455,585	918.29	153,387	25.82	30,393	34,662	4,004	3,139,511	8,817,542	1,484.18	5,941	148,647
49 Nevada-Utah Conference	6,858,486	701.06	149,712	15.30	23,885	24,724	1,686		7,058,493	721.51	9,783	136,607
50 Northern California Conference of SDA	38,496,795	965.05	640,784	16.06	508,286	261,646	8,949	22,255,078	62,171,538	1,558.54	39,891	598,997
51 Southeastern California Conference	51,645,135	732.83	1,133,118	16.08	92,041	293,806	9,805	42,158,184	95,332,089	1,352.73	70,474	1,104,965
52 Southern California Conference	32,093,264	748.15	637,282	14.86	89,718	90,584	23,067	25,409,047	58,342,962	1,360.07	42,897	621,808
Totals	174,070,127	772.49	3,645,064	16.18	942,134	931,632	51,271	117,171,141	296,811,369	1,317.20	225,335	3,503,239
53 SOUTHERN UNION CONFERENCE												
54 Carolina Conference	22,887,801	1,047.30	613,514	28.07	95,469	154,006	32,379	16,195,818	39,978,987	1,829.37	21,854	591,062
55 Florida Conference	55,400,398	882.83	1,003,535	15.99	221,425	250,100	48,927	34,050,711	90,975,096	1,449.73	62,753	953,192
56 Georgia-Cumberland Conference	46,835,530	1,231.38	1,009,608	26.54	139,830	416,393	57,317	25,903,680	74,362,358	1,955.10	38,035	965,226
57 Gulf States Conference	10,696,518	917.05	313,385	26.87	35,198	76,024	3,808	5,822,061	16,946,994	1,452.93	11,664	304,208
58 Kentucky-Tennessee Conference	15,404,442	1,077.08	343,087	23.99	96,860	86,686	23,290	7,429,218	23,383,583	1,634.99	14,302	323,512
59 South Atlantic Conference	23,493,645	506.00	315,818	6.80	25,687	41,117	3,039	6,248,529	30,127,835	648.89	46,430	265,093
60 South Central Conference	20,115,299	611.69	217,800	6.62	13,613	19,244	43,547	6,333,932	26,743,435	813.24	32,885	190,092
61 Southeastern Conference	23,401,990	491.71	262,262	5.51	10,571	14,595		5,214,861	28,904,279	607.32	47,593	234,310
Totals	218,235,623	792.10	4,079,009	14.80	638,653	1,058,165	212,307	107,198,810	331,422,567	1,202.92	275,516	3,826,695
62 SOUTHWESTERN UNION CONFERENCE												
63 Arkansas-Louisiana Conference	11,481,517	931.41	264,654	21.47	57,945	173,146	37,686	2,979,210	14,994,158	1,216.37	12,327	254,988
64 Oklahoma Conference	7,921,564	909.48	200,660	23.04	47,946	180,981	7,742	3,501,954	11,860,847	1,361.75	8,710	191,172
65 Southwest Region Conference	12,172,501	486.72	115,590	4.62	18,821	64,049	5,138	4,316,569	16,692,668	667.47	25,009	105,122
66 Texas Conference	45,161,201	867.38	957,122	18.38	174,822	295,728	68,505	12,236,822	58,894,200	1,131.15	52,066	922,622
67 Texico Conference	7,156,666	591.75	191,595	15.84	30,760	110,188	1,959	2,139,214	9,630,382	796.29	12,094	184,280
Totals	83,893,449	761.24	1,729,621	15.69	330,294	824,092	121,030	25,173,769	112,072,255	1,016.93	110,206	1,658,184
68 ATTACHED FIELD												
69 Guam-Micronesia Mission	2,798,980	551.52	34,255	6.75	32,974	17,683	66		2,883,958	568.27	5,075	33,692
70 NORTH AMERICAN DIVISION	163,773		162,436						326,209		25	156,681
71 Atlantic Union Conference	100,865,497	882.22	2,175,591	19.03	246,226	2,560,058	313,842	46,824,550	152,985,764	1,338.08	114,332	2,122,023
72 Canada, SDA Church in	56,910,696	850.54	1,844,620	27.57	256,796	4,120,310	405,027	33,526,789	97,064,238	1,450.65	66,911	1,762,058
73 Columbia Union Conference	126,547,516	896.55	2,144,078	15.19	385,285	512,382	182,796	19,376,966	149,149,023	1,056.67	141,150	2,080,926
74 Lake Union Conference	71,121,442	827.50	2,202,125	25.62	341,450	2,918,539	89,392	33,827,782	110,500,730	1,285.68	85,947	2,114,952
75 Mid-America Union Conference	54,878,447	809.76	1,503,513	22.19	304,666	359,211	42,284	33,663,165	90,751,286	1,339.09	67,771	1,413,381
76 North Pacific Union Conference	93,767,369	945.54	2,362,692	23.83	523,749	3,977,443	25,283	45,451,065	146,107,601	1,473.33	99,168	2,141,405
77 Pacific Union Conference	174,070,127	772.49	3,645,064	16.18	942,134	931,632	51,271	117,171,141	296,811,369	1,317.20	225,335	3,503,239
78 Southern Union Conference	218,235,623	792.10	4,079,009	14.80	638,653	1,058,165	212,307	107,198,810	331,422,567	1,202.92	275,516	3,826,695
79 Southwestern Union Conference	83,893,449	761.24	1,729,621	15.69	330,294	824,092	121,030	25,173,769	112,072,255	1,016.93	110,206	1,658,184
80 Attached Field	2,798,980	551.52	34,255	6.75	32,974	17,683	66		2,883,958	568.27	5,075	33,692
DIVISION TOTALS	983,252,919	825.27	21,883,004	18.37	4,002,227	17,279,515	1,443,298	462,214,037	1,490,075,000	1,250.65	1,191,436	20,813,236
NORTHERN ASIA-PACIFIC DIVISION												
1 CHINESE UNION MISSION	2,149								2,149			
2 China											414,320	
3 Hong Kong-Macao Conference	2,754,324	540.91	164,571	32.32	14,948	55,578		306,422	3,295,843	647.26	5,092	78,464
Totals	2,756,473	6.57	164,571	0.39	14,948	55,578		306,422	3,297,992	7.86	419,412	78,464
4 JAPAN UNION CONFERENCE	264,441		1,825		735	18,643	1,512		287,156			884
5 East Japan Conference	5,393,062	668.95	249,665	30.97	63,751	454,657	65,470	2,067,900	8,294,505	1,028.84	8,062	101,259
6 Okinawa Mission	913,094	441.53	38,352	18.55	11,011	85,898	16,337	407,097	1,471,789	711.70	2,068	15,217
7 West Japan Conference	2,779,043	545.55	149,557	29.36	32,113	236,256	42,482	1,078,536	4,317,987	847.66	5,094	62,368
Totals	9,349,640	614.14	439,399	28.86	107,610	795,454	125,801	3,553,533	14,371,437	944.00	15,224	179,728

Conference or Mission	Tithe and Offerings										Per Capita Basis	17
	7	8	9	10	11	12a	12b	13	14a	14b		
1	Tithe	Tithe Per Capita	World Mission Fund, Including Sabbath School	World Mission Fund Per Capita	Other General Conference Funds	Intradivision Funds	Ingathering Funds	Local Church Funds	Total Tithe and Offerings	Total Tithe and Offerings Per Capita	Membership Basis for Per Capita Calculations June 30, 2014	Sabbath School Mission Offerings

NORTHERN ASIA-PACIFIC DIVISION (CONT'D)

8 KOREAN UNION CONFERENCE
9 East Central Korean Conference	16,937,452	222.66	812,802	10.68	91,438	317,710	63,994	6,152,873	24,376,269	320.45	76,070	462,715
10 Middlewest Korean Conference	18,101,601	625.23	874,844	30.22	112,988	221,871	53,136	1,608,756	20,973,196	724.41	28,952	537,281
11 North Korean Mission	866	...
12 Southeast Korean Conference	7,772,536	245.68	296,771	9.38	24,922	181,392	30,377	4,482,179	12,788,177	404.22	31,637	163,363
13 Southwest Korean Conference	9,107,309	438.95	495,251	23.87	40,335	211,075	25,251	2,298,963	12,178,184	586.96	20,748	281,685
14 West Central Korean Conference	5,673,793	71.51	269,470	3.40	30,944	854,051	22,691	10,580,120	17,431,069	219.70	79,341	170,556
15 Jeju Attached Region	437,354	385.33	25,362	22.35	4,133	11,008	34	148,566	626,457	551.94	1,135	16,106
Totals	58,030,045	243.06	2,774,500	11.62	304,760	1,797,107	195,483	25,271,457	88,373,352	370.15	238,749	1,631,706
16 ATTACHED FIELDS
17 Mongolia Mission	83,106	41.72	3,854	1.93	84	5,930	92,974	46.67	1,992	...
18 Taiwan Conference	2,090,804	333.94	54,382	8.69	5,835	66,308	...	1,650,987	3,868,316	617.84	6,261	41,134
Totals	2,173,910	263.41	58,236	7.06	5,919	66,308	...	1,656,917	3,961,290	479.98	8,253	41,134
19 NORTHERN ASIA-PACIFIC DIVISION
20 Chinese Union Mission	2,756,473	6.57	164,571	0.39	14,948	55,578	...	306,422	3,297,992	7.86	419,412	78,464
21 Japan Union Conference	9,349,640	614.14	439,399	28.86	107,610	795,454	125,801	3,553,533	14,371,437	944.00	15,224	179,728
22 Korean Union Conference	58,030,045	243.06	2,774,500	11.62	304,760	1,797,107	195,483	25,271,457	88,373,352	370.15	238,749	1,631,706
23 Attached Fields	2,173,910	263.41	58,236	7.06	5,919	66,308	...	1,656,917	3,961,290	479.98	8,253	41,134
DIVISION TOTALS	72,310,068	106.08	3,436,706	5.04	433,237	2,714,447	321,284	30,788,329	110,004,071	161.38	681,638	1,931,032

SOUTH AMERICAN DIVISION

1 ARGENTINA UNION CONFERENCE
2 Buenos Aires Conference	6,877,013	226.96	179,438	5.92	395	920,952	1,321	2,148,659	10,127,778	334.25	30,300	171,968
3 Central Argentine Conference	6,771,673	331.02	163,252	7.98	23	1,180,216	513	2,192,742	10,308,419	503.91	20,457	160,068
4 Central West Argentine Mission	1,397,793	177.05	29,211	3.70	2	214,394	24	559,938	2,201,362	278.83	7,895	27,051
5 North Argentine Conference	4,607,627	191.78	118,044	4.91	238	694,063	296	1,408,076	6,828,344	284.21	24,026	106,491
6 Northwest Argentine Mission	1,751,964	151.86	33,422	2.90	11	260,160	235	460,038	2,505,830	217.20	11,537	31,466
7 South Argentine Conference	3,989,468	339.21	122,372	10.40	...	652,132	449	1,005,424	5,769,845	490.59	11,761	117,912
Totals	25,395,538	239.63	645,739	6.09	669	3,921,917	2,838	7,774,877	37,741,578	356.13	105,976	614,956
8 BOLIVIA UNION MISSION
9 Central Bolivia Mission	2,379,238	86.89	107,117	3.91	129	12,942	59	1,015,338	3,514,823	128.37	27,381	106,275
10 East Bolivia Mission	3,207,665	134.08	190,837	7.98	1,062	22,669	59	1,211,818	4,634,110	193.70	23,924	188,936
11 West Bolivia Mission	3,859,412	76.29	169,654	3.35	102	20,050	74	975,233	5,024,525	99.32	50,589	168,097
Totals	9,446,315	92.71	467,608	4.59	1,293	55,661	192	3,202,389	13,173,458	129.29	101,894	463,308
12 CENTRAL BRAZIL UNION CONFERENCE
13 Central Sao Paulo Conference	11,731,395	387.60	398,105	13.15	385	400,663	70,823	3,095,895	15,697,266	518.63	30,267	360,395
14 East Sao Paulo Conference	10,668,070	310.30	353,242	10.27	13	380,911	11,509	3,782,572	15,196,317	442.01	34,380	332,783
15 Sao Paulo Conference	13,664,614	544.41	456,936	18.20	...	453,478	24,427	4,075,321	18,674,776	744.01	25,100	434,545
16 Sao Paulo Valley Conference	9,256,204	325.05	370,521	13.01	95	400,719	24,714	2,787,160	12,839,413	450.89	28,476	352,504
17 South Sao Paulo Conference	11,512,820	265.36	518,385	11.95	37	530,367	6,854	2,833,091	15,401,554	355.00	43,385	508,264
18 Southeast Sao Paulo Conference	5,921,451	478.97	200,714	16.24	414	202,805	9,376	1,862,030	8,196,790	663.01	12,363	191,745
19 Southwest Sao Paulo Conference	10,348,306	391.21	393,193	14.86	...	408,584	94,210	2,802,294	14,046,587	531.02	26,452	380,035
20 West Sao Paulo Conference	11,058,454	373.86	457,171	15.46	356	452,674	97,560	3,280,657	15,346,872	518.84	29,579	434,623
Totals	84,161,314	365.92	3,148,267	13.69	1,300	3,230,201	339,473	24,519,020	115,399,575	501.73	230,002	2,994,894
21 CHILE UNION MISSION
22 Central Chile Mission	1,552,641	211.70	69,659	9.50	1,463	18,642	217	396,405	2,039,027	278.02	7,334	68,346
23 Central South Chile Conference	4,151,484	182.28	171,183	7.52	3,669	48,967	4,923	1,100,288	5,480,514	240.64	22,775	162,760
24 Metropolitan Chile Conference	4,719,609	248.64	208,299	10.97	7,737	59,871	4,407	1,240,441	6,240,364	328.75	18,982	201,797
25 North Chile Mission	2,600,469	235.87	131,186	11.90	10,284	37,946	4,199	805,979	3,590,063	325.63	11,025	124,285
26 Pacific Chile Mission	2,613,389	193.26	130,686	9.66	4,558	38,059	1,314	944,810	3,732,816	276.03	13,523	125,400
27 South Austral Chile Conference	3,480,079	147.56	168,385	7.14	3,590	49,639	5,655	909,203	4,616,551	195.75	23,584	160,928
28 South Metropolitan Chile Mission	2,288,916	190.20	105,766	8.79	6,453	28,803	3,636	692,522	3,126,096	259.77	12,034	99,797
Totals	21,406,587	195.93	985,164	9.02	37,754	281,927	24,351	6,089,648	28,825,431	263.83	109,257	943,313
29 EAST BRAZIL UNION MISSION
30 Bahia Conference	8,908,544	217.69	443,245	10.83	...	404,941	...	2,378,928	12,135,658	296.54	40,924	358,883
31 Central Bahia Conference	5,305,957	179.12	264,816	8.94	...	237,226	75	1,220,750	7,028,824	237.28	29,622	218,011
32 North Bahia Mission	3,862,689	159.44	242,653	10.02	...	214,068	37	923,931	5,243,378	216.43	24,227	205,131
33 Sergipe Mission	3,949,546	172.99	227,064	9.95	...	195,340	180	951,465	5,323,595	233.17	22,831	187,120
34 South Bahia Conference	7,186,780	167.29	344,988	8.03	...	297,012	11	2,178,533	10,007,324	232.95	42,959	273,914
35 Southwest Bahia Mission	5,187,457	189.99	277,903	10.18	...	234,287	660	1,321,963	7,022,270	257.19	27,304	227,495
Totals	34,400,973	183.11	1,800,669	9.58	...	1,582,874	963	8,975,570	46,761,049	248.91	187,867	1,470,554
36 ECUADOR UNION MISSION
37 North Ecuador Mission	3,440,854	109.11	202,028	6.41	8,085	60,878	2,813	1,370,387	5,085,045	161.24	31,537	193,943
38 South Ecuador Mission	3,251,901	112.75	194,577	6.75	7,266	60,226	2,407	1,169,212	4,685,589	162.46	28,841	187,311
Totals	6,692,755	110.85	396,605	6.57	15,351	121,104	5,220	2,539,599	9,770,634	161.82	60,378	381,254

GENERAL STATISTICS BY DIVISIONS FOR 2015

Conference or Mission	Tithe and Offerings										Per Capita Basis		
	7	8	9	10	11	12a	12b	13	14a	14b	Membership Basis for Per Capita Calculations June 30, 2014	17	
1	Tithe	Tithe Per Capita	World Mission Fund, Including Sabbath School	World Mission Fund Per Capita	Other General Conference Funds	Intradivision Funds	Ingatherings Funds	Local Church Funds	Total Tithe and Offerings	Total Tithe and Offerings Per Capita		Sabbath School Mission Offerings	
SOUTH AMERICAN DIVISION (CONT'D)													
39 NORTH BRAZIL UNION MISSION													
40 Maranhao Conference	9,010,232	142.14	501,023	7.90		566,700	79	3,114,218	13,192,252	208.11	63,391	496,431	
41 North Para Conference	10,737,896	172.14	437,159	7.01		480,112	91	3,596,544	15,251,802	244.51	62,378	408,066	
42 South Maranhao Mission	5,276,918	123.73	364,394	8.54		369,902		1,800,517	7,811,731	183.16	42,649	360,494	
43 South Para Conference	8,020,322	202.71	462,787	11.70		455,049	52	2,480,830	11,419,400	288.61	39,566	446,472	
44 West Para Mission	4,791,663	177.46	303,918	11.26		308,392	2	1,743,988	7,147,963	264.73	27,001	297,407	
Totals	37,837,031	161.02	2,069,281	8.81		2,180,155	224	12,736,097	54,822,788	233.30	234,985	2,008,870	
45 NORTH PERU UNION MISSION													
46 East Central Peru Conference	4,674,020	176.01	140,298	5.28	140,971	42,686	(12)	1,216,515	6,214,478	234.01	26,556	140,238	
47 North Pacific Conference	4,397,432	73.23	152,780	2.54	135,838	34,249		323,092	5,043,391	83.99	60,050	135,505	
48 North Peru Mission	3,980,053	73.28	168,173	3.10	134,945	136,667	252	831,477	5,251,567	96.70	54,310	134,230	
49 Northeast Peru Mission	2,962,611	81.39	100,325	2.76	99,294	12,401	19	601,241	3,775,891	103.73	36,401	98,540	
50 West Central Peru Mission	3,501,782	112.37	140,971	4.52	58,266	114,545	1,533	1,141,226	4,958,323	159.11	31,163	114,629	
Totals	19,515,898	93.61	702,547	3.37	569,314	340,548	1,792	4,113,551	25,243,650	121.08	208,480	623,142	
51 NORTHEAST BRAZIL UNION MISSION													
52 Alagoas Mission	3,725,840	130.95	173,060	6.08	349	150,817	579	746,493	4,797,138	168.60	28,453	158,853	
53 Central Pernambuco Conference	5,577,756	150.64	361,409	9.76	5,333	306,776		1,075,415	7,326,689	197.87	37,027	304,519	
54 North Coast Conference	8,617,084	125.26	466,879	6.79	4,440	417,434		1,585,833	11,091,670	161.23	68,796	396,288	
55 Northeast Brazil Mission	5,787,903	142.94	319,326	7.89	3,710	269,931		1,237,779	7,618,649	188.16	40,491	268,505	
56 Pernambuco Conference	5,420,946	188.74	329,247	11.46	5,947	279,144	5	901,118	6,936,407	241.50	28,722	275,457	
Totals	29,129,529	143.15	1,649,921	8.11	19,779	1,424,102	584	5,546,638	37,770,553	185.61	203,489	1,403,622	
57 NORTHWEST BRAZIL UNION MISSION													
58 Amazonas-Roraima Conference	8,829,235	165.25	473,262	8.86	647	470,838	692	2,383,243	12,157,917	227.55	53,429	306,106	
59 Central Amazon Conference	7,196,853	188.48	287,263	7.52	51	209,633	1,734	2,196,469	9,892,003	259.06	38,184	176,632	
60 South Rondonia Conference	5,031,962	273.82	267,435	14.55	285	190,583	121	1,371,378	6,861,764	373.39	18,377	176,657	
61 West Amazon Conference	6,391,185	202.74	273,089	8.66	133	215,801	326	1,440,343	8,320,877	263.95	31,524	179,329	
Totals	27,449,235	193.97	1,301,049	9.19	1,116	1,086,855	2,873	7,391,433	37,232,561	263.10	141,514	838,724	
62 PARAGUAY UN OF CHURCHES MISS	2,353,153	183.74	100,336	7.83	710	108,764		700,316	3,263,279	254.80	12,807	99,626	
63 SOUTH BRAZIL UNION CONFERENCE													
64 Central Parana Conference	8,963,002	366.06	469,244	19.16		472,696	29,048	2,730,105	12,664,095	517.22	24,485	430,093	
65 Central Rio Grande do Sul Conference	7,464,214	292.23	235,116	9.21		262,845	31,055	1,843,010	9,836,240	385.10	25,542	214,127	
66 North Parana Conference	7,514,290	310.94	294,566	12.19		338,042	23,087	2,055,022	10,225,007	423.12	24,166	283,834	
67 North Santa Catarina Conference	6,861,603	378.88	283,563	15.66		315,560	34,438	1,618,675	9,113,839	503.25	18,110	260,620	
68 Rio Grande do Sul Conference	8,657,549	301.76	394,572	13.75		459,245	38,136	2,233,392	11,782,894	410.70	28,690	383,261	
69 Santa Catarina Conference	7,598,938	401.76	391,840	20.72		647,057	54,830	2,447,560	11,140,225	588.99	18,914	455,152	
70 South Parana Conference	7,666,135	397.85	318,689	16.54		333,464	10,898	2,165,767	10,494,953	544.65	19,269	304,685	
71 West Parana Mission	5,078,340	328.76	199,615	12.92		213,892	18,069	1,271,850	6,781,766	439.03	15,447	192,941	
72 Western Rio Grande do Sul Mission	2,745,015	267.28	110,738	10.78		127,337	3,439	801,376	3,787,905	368.83	10,270	108,364	
Totals	62,549,086	338.30	2,697,943	14.59		3,170,138	243,000	17,166,757	85,826,924	464.20	184,893	2,633,077	
73 SOUTH PERU UNION MISSION													
74 Central Andina Mission	1,536,325	69.09	47,499	2.14	1	8,406		218,299	1,810,530	81.42	22,237	34,420	
75 Central Peru Conference	5,864,708	105.40	223,653	4.02	8	38,710	48	1,052,228	7,179,355	129.03	55,642	160,710	
76 East Peru Mission	2,043,738	80.17	82,955	3.25	19	14,616		291,138	2,432,466	95.42	25,492	60,706	
77 Lake Titicaca Mission	2,922,745	63.33	102,226	2.22		12,073	3	247,811	3,284,858	71.18	46,151	75,556	
78 South Peru Mission	3,446,104	97.03	134,893	3.80	47	29,611	141	572,576	4,183,372	117.79	35,515	98,232	
79 Southeast Peru Mission	1,843,343	64.97	65,094	2.29	57	14,215	22	172,730	2,095,461	73.86	28,371	47,367	
Totals	17,656,963	82.74	656,320	3.08	132	117,631	214	2,554,782	20,986,042	98.34	213,408	476,991	
80 SOUTHEAST BRAZIL UNION CONF													
81 Central Minas Conference	8,810,870	328.60	320,437	11.95		349,914	1,745	2,661,159	12,144,125	452.92	26,813	295,116	
82 East Minas Conference	4,421,943	273.60	174,441	10.79		146,851	9	1,484,661	6,227,905	385.34	16,162	170,938	
83 Espirito Santo Conference	7,052,814	281.43	248,580	9.92		253,942	4	1,831,762	9,387,102	374.57	25,061	233,630	
84 North Minas Mission	2,561,475	209.46	130,630	10.68		135,231	10	809,822	3,637,168	297.42	12,229	126,418	
85 Rio de Janeiro Conference	6,354,401	425.53	283,023	18.95		281,231	46	1,968,685	8,887,386	595.15	14,933	268,187	
86 Rio Fluminense Conference	6,573,327	355.99	267,800	14.50		225,430	571	1,689,551	8,756,679	474.23	18,465	234,334	
87 South Espirito Santo Conference	6,558,772	271.34	273,290	11.31		307,345	8	1,674,871	8,814,286	364.65	24,172	264,105	
88 South Minas Conference	5,242,031	261.42	191,308	9.54		185,721	367	1,582,165	7,201,592	359.15	20,052	177,825	
89 South Rio Conference	8,484,565	342.88	408,163	16.49		426,674	11,841	2,523,064	11,854,307	479.06	24,745	360,980	
Totals	56,060,198	306.96	2,297,672	12.58		2,312,339	14,601	16,225,740	76,910,550	421.12	182,632	2,131,533	
90 URUGUAY UNION OF CHURCHES MISS	2,175,914	271.45	57,737	7.20	1,713	78,591	3,307	543,187	2,860,449	356.84	8,016	56,025	
91 WEST CENTRAL BRAZIL UNION MISS													
92 Central Brazil Conference	8,393,099	335.82	415,190	16.61			3,019	3,045,553	11,856,861	474.41	24,993	403,362	
93 Central Planalto Conference	11,149,302	434.62	316,209	12.33				2,952,222	14,417,733	562.03	25,653	294,618	
94 Mato Grosso Conference	10,888,356	390.03	525,502	18.82			21	3,314,854	14,728,733	527.59	27,917	499,218	
95 South Mato Grosso Conference	7,666,298	379.61	315,314	15.61			3	1,983,957	9,965,587	493.47	20,195	301,033	
96 Tocantins Mission	3,065,172	318.46	149,991	15.58			49	979,265	4,194,477	435.79	9,625	138,586	
Totals	41,162,227	379.78	1,722,206	15.89			3	3,104	12,275,851	55,163,391	508.97	108,383	1,636,817

STATISTICAL REPORT FOR 2015

Conference or Mission	Tithe and Offerings										Per Capita Basis			
1	7	8	9	10	11	12a	12b	13	14a	14b	Basis		17	
Conference or Mission	Tithe	Tithe Per Capita	World Mission Fund, Including Sabbath School	World Mission Fund Per Capita	Other General Conference Funds	Intradivision Funds	Ingathering Funds	Local Church Funds	Total Tithe and Offerings	Total Tithe and Offerings Per Capita	Membership Basis for Per Capita Calculations June 30, 2014			Sabbath School Mission Offerings

SOUTH AMERICAN DIVISION (CONT'D)

97 SOUTH AMERICAN DIVISION														
98 Argentina Union Conference	25,395,538	239.63	645,739	6.09	669	3,921,917	2,838	7,774,877	37,741,578	356.13	105,976			614,956
99 Bolivia Union Mission	9,446,315	92.71	467,608	4.59	1,293	55,661	192	3,202,389	13,173,458	129.29	101,894			463,308
100 Central Brazil Union Conference	84,161,314	365.92	3,148,267	13.69	1,300	3,230,201	339,473	24,519,020	115,399,575	501.73	230,002			2,994,894
101 Chile Union Mission	21,406,587	195.93	985,164	9.02	37,754	281,927	24,351	6,089,648	28,825,431	263.83	109,257			943,313
102 East Brazil Union Mission	34,400,973	183.11	1,800,669	9.58		1,582,874	963	8,975,570	46,761,049	248.91	187,867			1,470,554
103 Ecuador Union Mission	6,692,755	110.85	396,605	6.57	15,351	121,104	5,220	2,539,599	9,770,634	161.82	60,378			381,254
104 North Brazil Union Mission	37,837,031	161.02	2,069,281	8.81		2,180,155	224	12,736,097	54,822,788	233.30	234,985			2,008,870
105 North Peru Union Mission	19,515,898	93.61	702,547	3.37	569,314	340,548	1,792	4,113,551	25,243,560	121.08	208,480			623,142
106 Northeast Brazil Union Mission	29,129,529	143.15	1,649,921	8.11	19,779	1,424,102	584	5,546,638	37,770,553	185.61	203,489			1,403,622
107 Northwest Brazil Union Mission	27,449,235	193.97	1,301,049	9.19	1,116	1,086,855	2,873	7,391,433	37,232,561	263.10	141,514			838,724
108 Paraguay Union of Churches Mission	2,353,153	183.74	100,336	7.83	710	108,764		700,316	3,263,279	254.80	12,807			99,626
109 South Brazil Union Conference	62,549,086	338.30	2,697,943	14.59		3,170,138	243,000	17,166,757	85,826,924	464.20	184,893			2,633,077
110 South Peru Union Mission	17,656,963	82.74	656,320	3.08	132	117,631	214	2,554,782	20,986,042	98.34	213,408			476,991
111 Southeast Brazil Union Conference	56,060,198	306.96	2,297,672	12.58		2,312,339	14,601	16,225,740	76,910,550	421.12	182,632			2,131,533
112 Uruguay Union of Churches Mission	2,175,914	271.45	57,737	7.20	1,713	78,591	3,307	543,187	2,860,449	356.84	8,016			56,025
113 West Central Brazil Union Mission	41,162,227	379.78	1,722,206	15.89			3	3,104	12,275,851	55,163,391	508.97			1,636,817
DIVISION TOTALS	477,392,716	208.11	20,699,064	9.02	649,131	20,012,810	642,736	132,355,455	651,751,912	284.11	2,293,981			18,776,706

SOUTH PACIFIC DIVISION

1 AUSTRALIAN UNION CONFERENCE														
2 Greater Sydney Conference	10,385,003	1,130.53	464,167	50.53	17,933	359,829	182,587	4,604,490	16,014,009	1,743.31	9,186			424,230
3 North New South Wales Conference	11,138,592	992.83	698,345	62.25	27,803	220,665	95,371	6,578,716	18,759,492	1,672.12	11,219			660,163
4 Northern Australian Conference	2,393,403	944.89	151,677	59.88	6,725	101,177	24,822	712,227	3,390,031	1,338.35	2,533			145,124
5 South Australian Conference	2,785,659	946.22	157,872	53.63	5,163	167,370	61,009	824,740	4,001,813	1,359.31	2,944			145,634
6 South New South Wales Conference	2,246,836	830.32	159,188	58.83	5,430	74,989	22,563	1,363,930	3,872,936	1,431.24	2,706			147,210
7 South Queensland Conference	10,311,173	863.94	621,241	52.05	25,556	360,345	111,181	4,606,222	16,035,718	1,343.59	11,935			590,933
8 Tasmanian Conference	931,969	793.17	93,979	79.98	3,422	49,812	4,426	289,956	1,373,564	1,168.99	1,175			84,010
9 Victorian Conference	10,501,459	989.30	569,423	53.64	27,383	355,554	174,923	4,070,250	15,698,992	1,478.94	10,615			518,666
10 Western Australian Conference	5,670,151	920.78	349,099	56.69	16,158	405,134	61,840	1,730,742	8,233,124	1,336.98	6,158			306,036
Totals	56,364,245	963.97	3,264,991	55.84	135,573	2,094,875	738,722	24,781,273	87,379,679	1,494.41	58,471			3,022,006
11 NEW ZEALAND PACIFIC UNION CONF														
12 Cook Islands Mission	343,108	372.13	26,127	28.34	488	15,054		68,395	453,172	491.51	922			24,622
13 French Polynesia Mission	2,729,367	566.96	172,526	35.84	2,316	173,888		398,057	3,476,154	722.09	4,814			163,769
14 New Caledonia Mission	508,231	606.48	17,919	21.38	244	11,962		46,910	585,266	698.41	838			16,887
15 North New Zealand Conference	6,231,226	620.08	241,427	24.02	6,632	186,217	7,648	10,187,338	16,860,488	1,677.83	10,049			215,451
16 South New Zealand Conference	1,852,529	864.86	75,951	35.46	3	56,024	9,001	1,751,890	3,745,398	1,748.55	2,142			67,097
17 Pitcairn Island Attached Church	7,024	319.27	289	13.14	4,246	144		757	12,660	566.36	22			273
Totals	11,671,485	621.25	534,239	28.44	13,929	443,289	16,649	12,453,347	25,132,938	1,337.78	18,787			488,099
18 PAPUA NEW GUINEA UNION MISSION														
19 Bougainville Mission	552,831	86.06	37,808	5.89	734	33,186		91,737	716,296	111.50	6,424			33,025
20 Central Papua Conference	5,626,484	176.49	505,972	15.87	10,007	398,024		1,751,246	8,291,733	260.09	31,880			450,320
21 Eastern Highlands Simbu Mission	3,109,771	59.98	243,628	4.70	4,776	202,071		597,065	4,157,311	80.19	51,845			214,943
22 Madang Manus Mission	656,949	58.82	42,392	3.80	819	38,174		102,375	840,709	75.27	11,169			36,855
23 Morobe Mission	1,581,929	69.19	135,634	5.93	2,675	108,613		334,356	2,163,207	94.62	22,863			120,368
24 New Britain New Ireland Mission	1,254,688	84.73	91,205	6.16	1,779	78,002		222,335	1,648,009	111.29	14,808			80,041
25 North East Papua Mission	411,560	35.71	24,792	2.15	476	23,037		59,514	159,379	45.07	11,524			21,425
26 Sepik Mission	642,882	60.88	59,307	5.62	1,175	46,222		146,840	896,426	84.90	10,559			52,862
27 South West Papua Mission	311,195	24.54	16,714	1.32	317	16,408		39,680	384,314	30.31	12,679			14,285
28 Western Highlands Mission	3,330,270	49.67	268,025	4.00	5,264	219,941		658,045	4,481,545	66.84	67,045			236,896
Totals	17,478,559	72.59	1,425,477	5.92	28,022	1,163,678		4,003,193	24,098,929	100.08	240,796			1,261,020
29 TRANS PACIFIC UNION MISSION														
30 Fiji Mission	1,734,577	72.59	122,348	5.12	2,562	93,811		320,284	2,273,582	95.14	23,896			115,302
31 Kiribati Mission	50,444	20.06	1,706	0.68	35	1,807		4,466	58,458	23.24	2,515			1,608
32 Samoas-Tokelau Mission	1,183,805	110.79	59,851	5.60	8	52,261		156,677	1,452,602	135.95	10,685			56,404
33 Solomon Islands Mission	2,044,908	43.81	155,485	3.33	1,253	116,189		407,028	2,724,863	58.38	46,677			146,530
34 Tonga Mission	328,275	107.45	17,728	5.80	3,256	15,055		46,410	410,724	134.44	3,055			16,707
35 Vanuatu Mission	2,516,812	129.89	95,326	4.92	371	95,233		249,544	2,957,286	152.62	19,377			89,836
36 Niue Attached Church	4,083	583.29	389	55.57	53	271		1,018	5,814	830.57	7			367
37 Tuvalu Attached District	31,817	117.84	2,530	9.37	1,996	1,863		6,623	44,829	166.03	270			2,384
Totals	7,894,721	74.11	455,363	4.27	9,534	376,490		1,192,050	9,928,158	93.19	106,532			429,138
<i>Note—Statistics for Nauru Attached Church are on the Trans Pacific Union row.</i>														
38 SOUTH PACIFIC DIVISION	275,280								275,280					
39 Australian Union Conference	56,364,245	963.97	3,264,991	55.84	135,573	2,094,875	738,722	24,781,273	87,379,679	1,494.41	58,471			3,022,006
40 New Zealand Pacific Union Conference	11,671,485	621.25	534,239	28.44	13,929	443,289	16,649	12,453,347	25,132,938	1,337.78	18,787			488,099
41 Papua New Guinea Union Mission	17,478,559	72.59	1,425,477	5.92	28,022	1,163,678		4,003,193	24,098,929	100.08	240,796			1,261,020
42 Trans Pacific Union Mission	7,894,721	74.11	455,363	4.27	9,534	376,490		1,192,050	9,928,158	93.19	106,532			429,138
DIVISION TOTALS	93,684,290	220.65	5,680,070	13.38	187,058	4,078,332	755,371	42,429,863	146,814,984	345.78	424,586			5,200,263

GENERAL STATISTICS BY DIVISIONS FOR 2015

Conference or Mission	Tithe and Offerings										Per Capita Basis	
	7	8	9	10	11	12a	12b	13	14a	14b	Membership Basis for Per Capita Calculations June 30, 2014	17
1	Tithe	Tithe Per Capita	World Mission Fund, Including Sabbath School	World Mission Fund Per Capita	Other General Conference Funds	Intradivision Funds	Ingathering Funds	Local Church Funds	Total Tithe and Offerings	Total Tithe and Offerings Per Capita		Sabbath School Mission Offerings
SOUTHERN AFRICA-INDIAN OCEAN DIVISION												
1 BOTSWANA UNION CONFERENCE	4,482	...	57	86	...	144	4,769	77,148
2 North Botswana Conference	770,536	38.12	33,523	1.66	...	50,284	...	83,807	938,150	46.42	20,212	...
3 South Botswana Conference	1,963,955	105.09	56,127	3.00	...	84,190	...	140,317	2,244,589	120.11	18,688	...
Totals	2,738,973	70.41	89,707	2.31	...	134,560	...	224,268	3,187,508	81.94	38,900	77,148
4 INDIAN OCEAN UNION CONFERENCE	36,019	36,019	153,253
5 Antsiranana Mission	377,756	15.86	26,348	1.11	...	39,522	...	65,870	509,496	21.39	23,817	...
6 Central Malagasy Conference	1,460,154	27.59	57,549	1.09	...	86,323	...	143,872	1,747,898	33.03	52,916	...
7 Mahajanga Mission	241,430	9.14	14,878	0.56	...	22,317	...	37,195	315,820	11.96	26,408	...
8 Mauritius Conference	1,042,932	221.10	40,586	8.60	...	60,879	...	101,465	1,245,862	264.12	4,717	...
9 Reunion Conference	842,284	573.37	14,047	9.56	...	21,070	...	35,117	912,518	621.18	1,469	...
10 Seychelles Mission	312,185	344.58	13,802	15.23	...	20,703	...	34,506	381,196	420.75	906	...
11 South Malagasy Mission	275,805	12.48	10,991	0.50	...	16,487	...	27,478	330,761	14.97	22,095	...
Totals	4,588,565	34.68	178,201	1.35	...	267,301	...	445,503	5,479,570	41.41	132,328	153,253
12 MALAWI UNION CONFERENCE	26,281	...	212	318	...	530	27,341	183,813
13 Central Malawi Conference	1,904,327	27.85	69,820	1.02	...	104,730	...	174,551	2,253,428	32.96	68,369	...
14 North Malawi Field	496,674	7.55	22,568	0.34	...	33,851	...	56,419	609,512	9.27	65,754	...
15 South Malawi Field	2,545,355	8.49	121,137	0.40	...	181,705	...	302,841	3,151,038	10.51	299,865	...
Totals	4,972,637	11.46	213,737	0.49	...	320,604	...	534,341	6,041,319	13.92	433,988	183,813
16 MOZAMBIQUE UNION MISSION	11,481	11,481	62,824
17 Central Mission	347,998	5.91	16,868	0.29	...	25,302	...	42,169	432,337	7.34	58,877	...
18 North Mission	169,692	0.76	18,984	0.09	...	28,475	...	47,459	264,610	1.19	222,744	...
19 North-East Mission	89,521	7.12	6,725	0.54	...	10,088	...	16,813	123,147	9.80	12,567	...
20 South Mission	385,504	15.92	30,474	1.26	...	45,711	...	76,185	537,874	22.22	24,209	...
Totals	1,004,196	3.15	73,051	0.23	...	109,576	...	182,626	1,369,449	4.30	318,397	62,824
21 NORTH-EASTERN ANGOLA UN MISSION	267,344
22 East Association Mission	982,120	32.84	19,040	0.64	...	28,560	...	47,600	1,077,320	36.02	29,908	...
23 North Association Mission	6,843,208	58.37	291,825	2.49	...	437,737	...	729,562	8,302,332	70.81	117,242	...
Totals	7,825,328	53.18	310,865	2.11	...	466,297	...	777,162	9,379,652	63.74	147,150	267,344
24 NORTHERN ZAMBIA UNION CONF	480,778
25 Central Zambia Conference	3,180,854	19.46	273,078	1.67	...	409,617	...	682,694	4,546,243	27.81	163,462	...
26 Copperbelt Zambia Conference	3,089,098	20.51	235,502	1.56	...	353,252	...	588,754	4,266,606	28.33	150,578	...
27 Luapula Zambia Field	525,751	6.48	22,890	0.28	...	34,335	...	57,226	640,202	7.89	81,120	...
28 North Zambia Field	607,005	10.05	51,761	0.86	...	77,641	...	129,402	865,809	14.34	60,383	...
Totals	7,402,708	16.25	583,231	1.28	...	874,845	...	1,458,076	10,318,860	22.65	455,543	480,778
29 SOUTHERN AFRICA UNION CONF	529,694
30 Cape Conference	7,695,581	189.88	142,994	3.53	...	214,491	...	357,486	8,410,552	207.52	40,528	...
31 KwaZulu Natal-Free State Conference	3,688,584	211.02	90,747	5.19	...	136,121	...	226,868	4,142,320	236.97	17,480	...
32 Lesotho Conference	301,923	39.01	8,033	1.04	...	12,050	...	20,084	342,090	44.20	7,740	...
33 Namibia Conference	2,074,441	110.99	119,597	6.40	...	179,395	...	298,991	2,672,424	142.99	18,690	...
34 Northern Conference	7,717,795	405.67	82,320	4.33	...	123,480	...	205,800	8,129,395	427.30	19,025	...
35 Swaziland Conference	570,777	79.57	7,454	1.04	...	11,181	...	18,635	608,047	84.77	7,173	...
36 Trans-Orange Conference	5,952,903	145.69	166,292	4.07	...	249,437	...	415,729	6,784,361	166.04	40,861	...
Totals	28,002,004	184.84	617,437	4.08	...	926,155	...	1,543,593	31,089,189	205.21	151,497	529,694
37 SOUTHERN ZAMBIA UNION CONF	480,778
38 East Zambia Field	390,522	15.50	15,664	0.62	...	23,496	...	39,160	468,842	18.60	25,202	...
39 Lusaka Conference	4,053,818	30.78	308,834	2.34	...	463,251	...	588,754	5,414,657	41.11	131,724	...
40 South Zambia Conference	2,276,070	7.83	178,164	0.61	...	267,247	...	445,411	3,166,892	10.89	290,680	...
41 West Zambia Field	550,324	8.38	32,195	0.49	...	48,292	...	80,487	711,298	10.84	65,635	...
Totals	7,270,734	14.17	534,857	1.04	...	802,286	...	1,153,812	9,761,689	19.02	513,241	480,778
42 SOUTH-WESTERN ANGOLA UN MISS	421,125
43 Central Association Mission	5,210,687	30.65	345,032	2.03	...	517,548	...	862,580	6,935,847	40.80	169,997	...
44 South Association Mission	2,506,565	33.21	144,649	1.92	...	216,973	...	361,622	3,229,809	42.79	75,481	...
Totals	7,717,252	31.44	489,681	1.99	...	734,521	...	1,224,202	10,165,656	41.41	245,478	421,125
45 ZIMBABWE UNION CONFERENCE	27,894	...	290	434	...	724	29,342	656,192
46 Central Zimbabwe Conference	1,711,621	12.80	114,988	0.86	...	172,482	...	287,470	2,286,561	17.10	133,742	...
47 East Zimbabwe Conference	3,554,513	22.37	164,943	1.04	...	247,415	...	412,359	4,379,230	27.56	158,894	...
48 North Zimbabwe Conference	3,206,689	23.69	136,335	1.01	...	204,502	...	340,837	3,888,363	28.73	135,355	...
49 North-West Zimbabwe Conference	1,123,652	9.10	100,292	0.81	...	150,438	...	250,730	1,625,112	13.16	123,454	...
50 South Zimbabwe Conference	1,824,606	20.59	117,046	1.32	...	175,569	...	292,615	2,409,836	27.19	88,620	...
51 West Zimbabwe Conference	1,891,701	13.08	129,120	0.89	...	193,681	...	322,801	2,537,303	17.55	144,591	...
Totals	13,340,676	17.00	763,014	0.97	...	1,144,521	...	1,907,536	17,155,747	21.86	784,656	656,192
52 ATTACHED FIELD
53 Sao Tome and Principe Mission	189,056	31.90	9,520	1.61	...	14,281	...	23,801	236,658	39.94	5,926	8,188

STATISTICAL REPORT FOR 2015

Conference or Mission	Tithe and Offerings										Per Capita Basis		
1	7	8	9	10	11	12a	12b	13	14a	14b	Basis		17
Conference or Mission	Tithe	Tithe Per Capita	World Mission Fund, Including Sabbath School	World Mission Fund Per Capita	Other General Conference Funds	Intradivision Funds	Ingathering Funds	Local Church Funds	Total Tithe and Offerings	Total Tithe and Offerings Per Capita	Membership Basis for Per Capita Calculations June 30, 2014	Sabbath School Mission Offerings	

SOUTHERN AFRICA-INDIAN OCEAN DIVISION (CONT'D)

54 SOUTHERN AFRICA-INDIAN OCEAN DIV	54,581	54,581
55 Botswana Union Conference	2,738,973	70.41	89,707	2.31	...	134,560	...	224,268	3,187,508	81.94	38,900	77,148	...
56 Indian Ocean Union Conference	4,588,565	34.68	178,201	1.35	...	267,301	...	445,503	5,479,570	41.41	132,328	153,253	...
57 Malawi Union Conference	4,972,637	11.46	213,737	0.49	...	320,604	...	534,341	6,041,319	13.92	433,988	183,813	...
58 Mozambique Union Mission	1,004,196	3.15	73,051	0.23	...	109,576	...	182,626	1,369,449	4.30	318,397	62,824	...
59 North-Eastern Angola Union Mission	7,825,328	53.18	310,865	2.11	...	466,297	...	777,162	9,379,652	63.74	147,150	267,344	...
60 Northern Zambia Union Conference	7,402,708	16.25	583,231	1.28	...	874,845	...	1,458,076	10,318,860	22.65	455,543	480,778	...
61 Southern Africa Union Conference	28,002,004	184.84	617,437	4.08	...	926,155	...	1,543,593	31,089,189	205.21	151,497	529,694	...
62 Southern Zambia Union Conference	7,270,734	14.17	534,857	1.04	...	802,286	...	1,153,812	9,761,689	19.02	513,241	480,778	...
63 South-Western Angola Union Mission	7,717,252	31.44	489,681	1.99	...	734,521	...	1,224,202	10,165,656	41.41	245,478	421,125	...
64 Zimbabwe Union Conference	13,340,676	17.00	763,014	0.97	...	1,144,521	...	1,907,536	17,155,747	21.86	784,656	656,192	...
65 Attached Field	189,056	31.90	9,520	1.61	...	14,281	...	23,801	236,658	39.94	5,926	8,188	...
DIVISION TOTALS	85,106,710	26.37	3,863,301	1.20	...	5,794,947	...	9,474,920	104,239,878	32.30	3,227,104	3,321,137	...

SOUTHERN ASIA DIVISION

1 EAST-CENTRAL INDIA UNION SECTION	45,669	...	45,669
2 Adilabad Region	10,467
3 Guntur Region	74,367	0.99	357	0.00	51	179	74,954	1.00	74,941	305	...
4 Hyderabad Metro Section	100,680	14.21	3,897	0.55	557	1,948	107,082	15.11	7,085	3,340	...
5 North Andhra Section	182,537	1.14	4,825	0.03	689	2,412	190,463	1.19	159,600	4,136	...
6 North Orissa Region	13,754	2.28	24	0.00	3	12	13,793	2.29	6,023	20	...
7 North Rayalaseema Section	58,407	0.87	200	0.00	29	100	58,736	0.87	67,303	175	...
8 Northeast Andhra Section	36,669	0.77	52	0.00	7	26	36,754	0.77	47,707	45	...
9 Northwest Andhra Section	52,373	0.81	136	0.00	19	68	52,596	0.81	64,994	117	...
10 Orissa Section	41,223	0.92	154	0.00	22	77	41,476	0.92	44,877	132	...
11 South Andhra Section	197,893	1.56	1,591	0.01	227	796	200,507	1.58	126,672	1,364	...
12 South Rayalaseema Section	52,642	0.67	146	0.00	21	73	52,882	0.68	78,000	125	...
13 Southeast Andhra Section	106,219	0.73	3,400	0.02	486	1,700	111,805	0.77	144,828	2,914	...
14 Vishaka Metro Region	35,732	4.13	935	0.11	134	468	37,269	4.31	8,646	802	...
15 West Andhra Section	66,366	0.56	396	0.00	57	198	67,017	0.57	117,697	339	...
Totals	1,018,862	1.06	16,113	0.02	2,302	...	45,669	8,057	1,091,003	1.14	958,840	13,814	...
16 NORTHEAST INDIA UNION SECTION
17 Arunachal Pradesh Region	16,614	58.71	652	2.30	93	326	17,685	62.49	283	559	...
18 Assam Region	33,987	6.67	2,808	0.55	398	1,404	38,597	7.58	5,092	2,409	...
19 Garo Section	274,387	21.67	19,947	1.58	1,942	9,973	306,249	24.18	12,664	18,005	...
20 Khasi Jaintia Conference	347,617	78.35	35,492	8.00	2,224	17,746	403,079	90.84	4,437	17,135	...
21 Manipur Conference	409,967	43.53	19,344	2.05	2,603	9,672	441,586	46.89	9,417	16,741	...
22 Mizo Conference	948,964	50.88	49,356	2.65	6,898	24,678	1,029,896	55.22	18,651	42,892	...
23 Nagaland Region	59,493	68.15	2,980	3.41	386	1,490	64,349	73.71	873	2,593	...
Totals	2,091,029	40.67	130,579	2.54	14,544	65,289	2,301,441	44.76	51,417	100,334	...
24 NORTHERN INDIA UNION SECTION	39,024	...	39,024
25 Bihar Region	10,104	2.82	680	0.19	95	340	11,219	3.13	3,584	585	...
26 Chhattisgarh Region	24,691	6.76	1,680	0.46	240	840	27,451	7.51	3,653	1,440	...
27 Delhi Metro Region	31,789	11.16	2,768	0.97	274	1,384	36,215	12.72	2,848	1,666	...
28 Eastern Jharkhand Section	28,954	7.10	1,257	0.31	180	629	31,020	7.61	4,076	1,078	...
29 Eastern Uttar Pradesh Region	8,121	0.19	777	0.02	111	388	9,397	0.21	43,852	666	...
30 Haryana Region	149,179	19.93	6,869	0.92	947	3,434	160,429	21.43	7,487	5,921	...
31 Himachal Pradesh Region	73,651	15.92	3,889	0.84	556	1,944	80,040	17.30	4,627	3,333	...
32 Madhya Bharat Section	68,541	9.84	4,304	0.62	592	2,152	75,589	10.85	6,966	3,555	...
33 North Bengal Section	48,469	4.71	1,398	0.14	200	699	50,766	4.93	10,297	1,198	...
34 North India Section	66,409	5.97	1,923	0.17	275	961	69,568	6.25	11,129	1,648	...
35 South Bengal Section	16,194	0.81	1,151	0.06	164	576	18,085	0.91	19,974	987	...
36 Upper Ganges Section	88,512	5.58	4,228	0.27	604	2,114	95,458	6.02	15,869	3,624	...
37 Western Jharkhand Section	66,588	7.63	4,885	0.56	516	2,443	74,432	8.52	8,732	4,370	...
38 Western Uttar Pradesh Region	55,682	2.87	2,564	0.13	366	1,282	59,894	3.09	19,380	2,198	...
Totals	736,884	4.54	38,373	0.24	5,120	...	39,024	19,186	838,587	5.16	162,474	32,269	...
39 SOUTH-CENTRAL INDIA UN SECTION	38,316	...	38,316
40 Bangalore Metro Conference	405,668	27.90	25,584	1.76	3,655	12,792	447,699	30.79	14,540	21,929	...
41 Goa-West Karnataka Section	26,840	1.22	1,333	0.06	190	667	29,030	1.32	22,047	1,143	...
42 Kolar-Chinthamani Region	13,450	1.18	1,464	0.13	209	732	15,855	1.39	11,429	1,255	...
43 North Karnataka Section	28,928	1.42	2,964	0.15	423	1,482	33,797	1.66	20,320	2,540	...
44 Raichur-Bellary Region	3,916	2.33	855	0.51	122	427	5,320	3.17	1,680	733	...
45 South Karnataka Section	43,459	10.90	3,596	0.90	514	1,798	49,367	12.38	3,987	3,082	...
Totals	522,261	7.06	35,796	0.48	5,113	...	38,316	17,898	619,384	8.37	74,003	30,682	...
46 SOUTHEAST INDIA UNION SECTION	89,105	...	89,105
47 Chennai Metro Section	327,754	21.12	20,241	1.30	2,847	10,120	360,962	23.26	15,520	17,334	...
48 Coimbatore Tirupur Region	60,000	15.19	3,572	0.90	510	1,786	65,868	16.67	3,951	3,063	...
49 Dharmapuri Region	120,512	35.00	8,827	2.56	1,261	4,414	135,014	39.21	3,443	7,566	...
50 Erode Nilgiris Section	77,317	9.15	5,211	0.62	746	2,606	85,880	10.17	8,446	4,467	...
51 Kancheepuram-Chengalpet Section	60,495	28.40	3,525	1.65	504	1,762	66,286	31.12	2,130	3,021	...
52 North Tamil Conference	235,393	8.54	15,603	0.57	2,229	7,802	261,027	9.47	27,554	13,374	...

GENERAL STATISTICS BY DIVISIONS FOR 2015

Conference or Mission	Tithe and Offerings										Per Capita Basis	17
	7	8	9	10	11	12a	12b	13	14a	14b		
1	Tithe	Tithe Per Capita	World Mission Fund, Including Sabbath School	World Mission Fund Per Capita	Other General Conference Funds	Intradivision Funds	Ingatherings Funds	Local Church Funds	Total Tithe and Offerings	Total Tithe and Offerings Per Capita	Membership Basis for Per Capita Calculations June 30, 2014	Sabbath School Mission Offerings

SOUTHERN ASIA DIVISION (CONT'D)

SOUTHEAST INDIA UNION SECTION (CONT'D)													
53	Pudukottai-Thirumayam Region	17,477	14.67	1,517	1.27	217	758	19,969	16.77	1,191	1,300
54	Sivagangai Ramanathapuram Section	23,162	3.73	1,464	0.24	209	732	25,567	4.12	6,210	1,255
55	South Tamil Conference	416,941	11.32	31,936	0.87	4,522	15,968	469,367	12.75	36,819	27,414
56	Thanjavur-Karaikal Section	90,172	15.11	8,038	1.35	968	4,019	103,197	17.30	5,966	7,070
57	Theni-Periyakulam Region	18,545	5.26	860	0.24	123	430	19,958	5.66	3,528	737
58	Vellore Region	88,651	21.43	6,896	1.67	894	3,448	99,889	24.15	4,137	6,002
59	Villupuram-Thindivanam Region	37,613	12.85	2,566	0.88	344	1,283	41,806	14.28	2,928	2,222
	Totals	1,574,032	12.92	110,256	0.91	15,374	...	89,105	55,128	1,843,895	15.14	121,823	94,825
SOUTHWEST INDIA UNION SECTION													
60	Alappuzha-Pathanamthitta Section	67,458	37.46	3,717	2.06	532	...	27,005	...	27,005	...	1,801	3,186
62	Idukki Section	43,985	9.33	1,966	0.42	281	983	47,215	10.01	4,715	1,685
63	Malabar Region	16,454	11.32	1,079	0.74	154	539	18,226	12.54	1,454	924
64	North Kerala Section	157,140	20.93	9,393	1.25	1,342	4,697	172,572	22.98	7,509	8,053
65	South Kerala Section	169,664	8.11	14,620	0.70	2,088	7,310	193,682	9.25	20,930	12,530
	Totals	454,701	12.49	30,775	0.85	4,397	...	27,005	15,388	532,266	14.62	36,409	26,378
WESTERN INDIA UNION SECTION													
66	Central Maharashtra Conference	213,963	12.57	11,585	0.68	1,754	...	40,426	...	40,426	...	17,023	9,984
68	Gujarat Conference	171,438	6.92	11,539	0.47	2,412	5,769	191,158	7.72	24,758	9,891
69	Mumbai Metro Section	52,130	5.53	2,424	0.26	346	1,212	56,112	5.95	9,424	2,078
70	North Maharashtra Section	39,456	1.20	1,268	0.04	181	634	41,539	1.27	32,794	1,087
71	Saurashtra Region	7,562	2.09	306	0.08	44	153	8,065	2.23	3,615	262
72	South Gujarat Region	14,810	5.36	788	0.29	114	394	16,106	5.83	2,761	675
73	South Maharashtra Section	37,564	3.82	2,895	0.29	414	1,447	42,320	4.31	9,826	2,481
74	Vidharbha Region (Nagpur)	26,357	2.67	436	0.04	62	218	27,073	2.75	9,862	374
	Totals	563,280	5.12	31,241	0.28	5,327	...	40,426	15,619	655,893	5.96	110,063	26,832
ATTACHED FIELDS													
76	Andaman and Nicobar Island Region	1,994	7.07	429	1.52	61	215	2,699	9.57	282	368
77	East Himalayan Field	9,031	13.81	399	0.61	57	200	9,687	14.81	654	342
78	Nepal Section	1,589	0.18	(1,488)	(0.17)	(212)	(111)	(0.01)	8,951	(1,273)
	Totals	12,614	1.28	(660)	(0.07)	(94)	415	12,275	1.24	9,887	(563)
SOUTHERN ASIA DIVISION													
80	East-Central India Union Section	1,018,862	1.06	16,113	0.02	2,302	...	45,669	8,057	1,091,003	1.14	958,840	13,814
81	Northeast India Union Section	2,091,029	40.67	130,579	2.54	14,544	65,289	2,301,441	44.76	51,417	100,334
82	Northern India Union Section	736,884	4.54	38,373	0.24	5,120	...	39,024	19,186	838,587	5.16	162,474	32,269
83	South-Central India Union Section	522,261	7.06	35,796	0.48	5,113	...	38,316	17,898	619,384	8.37	74,003	30,682
84	Southeast India Union Section	1,574,032	12.92	110,256	0.91	15,374	...	89,105	55,128	1,843,895	15.14	121,823	94,825
85	Southwest India Union Section	454,701	12.49	30,775	0.85	4,397	...	27,005	15,388	532,266	14.62	36,409	26,378
86	Western India Union Section	563,280	5.12	31,241	0.28	5,327	...	40,426	15,619	655,893	5.96	110,063	26,832
87	Attached Fields	12,614	1.28	(660)	(0.07)	(94)	415	12,275	1.24	9,887	(563)
	DIVISION TOTALS	6,973,663	4.57	392,473	0.26	52,083	...	279,545	196,980	7,894,744	5.18	1,524,916	324,571
SOUTHERN ASIA-PACIFIC DIVISION													
1	BANGLADESH UNION MISSION	19,725	...	237	237	20,199	9,364
2	East Bangladesh Mission	93,191	25.58	4,300	1.18	...	5,054	...	9,354	111,899	30.72	3,643	...
3	North Bangladesh Mission	63,628	8.32	1,383	0.18	...	1,626	...	3,009	69,646	9.10	7,651	...
4	South Bangladesh Mission	101,083	11.99	3,157	0.37	...	3,715	...	6,872	114,827	13.61	8,434	...
5	West Bangladesh Mission	61,469	6.87	1,812	0.20	...	2,132	...	3,944	69,357	7.75	8,953	...
	Totals	339,096	11.82	10,889	0.38	...	12,527	...	23,416	385,928	13.46	28,681	9,364
6	CENTRAL PHILIPPINE UNION CONF.	67,520	67,520	219,161
7	Central Visayan Conference	2,025,998	65.38	71,651	2.31	...	84,153	...	155,804	2,337,606	75.44	30,988	...
8	East Visayan Conference	1,250,877	40.84	33,728	1.10	...	39,662	...	73,390	1,397,657	45.63	30,627	...
9	Negros Occidental Conference	1,636,220	40.40	51,257	1.27	...	60,277	5,200	111,534	1,864,488	46.04	40,501	...
10	Negros Oriental-Siquijor Mission	577,594	40.34	21,750	1.52	...	25,578	406	47,328	672,656	46.98	14,317	...
11	Romblon Adventist Mission	397,852	53.94	15,049	2.04	...	17,695	...	32,744	463,340	62.82	7,376	...
12	West Visayan Conference	1,412,711	37.04	61,403	1.61	...	72,207	...	133,610	1,679,931	44.04	38,143	...
	Totals	7,368,772	45.50	254,838	1.57	...	299,572	5,606	554,410	8,483,198	52.38	161,952	219,161
13	EAST INDONESIA UNION CONFERENCE	350,886
14	Central Sulawesi Mission	376,296	44.11	14,279	1.67	...	16,789	...	31,068	438,432	51.39	8,531	...
15	Luwu Tana Toraja Mission	2,540	...
16	Maluku Mission	330,695	52.43	29,065	4.61	...	34,177	...	63,242	457,179	72.49	6,307	...
17	Minahasa Conference	1,401,886	54.62	74,002	2.88	...	87,023	...	161,025	1,723,936	67.16	25,668	...
18	North Minahasa Conference	1,807,150	70.62	99,251	3.88	...	116,711	...	215,962	2,239,074	87.49	25,591	...
19	Northern Island Mission	310,191	84.80	20,993	5.74	...	24,689	...	45,682	401,555	109.77	3,658	...
20	Papua Mission	1,292,513	88.32	79,839	5.46	...	93,887	...	173,726	1,639,965	112.06	14,635	...
21	South Sulawesi Conference	550,331	254.31	42,174	19.49	...	49,591	...	91,765	733,861	339.12	2,164	...
22	West Papua Mission	314,216	29.93	31,982	3.05	...	37,610	...	69,592	453,400	43.19	10,499	...
23	Bolaang Mongondow & Gorontalo Att'd Fld	425,144	75.14	16,422	2.90	...	19,311	...	35,733	496,610	87.77	5,658	...
	Totals	6,808,422	64.69	408,007	3.88	...	479,788	...	887,795	8,584,012	81.56	105,251	350,886

STATISTICAL REPORT FOR 2015

Conference or Mission	Tithe and Offerings										Per Capita Basis	
1	7	8	9	10	11	12a	12b	13	14a	14b	Membership Basis for Per Capita Calculations June 30, 2014	17
Conference or Mission	Tithe	Tithe Per Capita	World Mission Fund, Including Sabbath School	World Mission Fund Per Capita	Other General Conference Funds	Intradivision Funds	Ingathering Funds	Local Church Funds	Total Tithe and Offerings	Total Tithe and Offerings Per Capita	Membership Basis for Per Capita Calculations June 30, 2014	Sabbath School Mission Offerings
SOUTHERN ASIA-PACIFIC DIVISION (CONT'D)												
24 MYANMAR UNION MISSION	40,440	40,440	63,712
25 Ayeyarwady Mission	185,320	26.50	9,102	1.30	...	10,702	...	19,804	224,928	32.17	6,992	...
26 Central Myanmar Mission	123,353	30.43	5,050	1.25	...	5,940	...	10,990	145,333	35.86	4,053	...
27 South East Mission	223,591	48.60	10,121	2.20	...	11,901	...	22,022	267,635	58.17	4,601	...
28 Upper Myanmar Mission	492,424	63.68	28,441	3.68	...	33,444	...	61,885	616,194	79.68	7,733	...
29 Yangon Attached District	337,771	65.66	21,370	4.15	...	25,131	...	46,501	430,773	83.74	5,144	...
Totals	1,402,899	49.18	74,084	2.60	...	87,118	...	161,202	1,725,303	60.49	28,523	63,712
30 NORTH PHILIPPINE UNION CONF	23,063	1,947	...	25,010	381,966
31 Central Luzon Conference	6,236,956	41.54	224,472	1.50	...	263,966	27,782	488,438	7,241,614	48.24	150,126	...
32 Mountain Provinces Mission	719,223	32.54	21,368	0.97	...	25,128	11,386	46,496	823,601	37.26	22,103	...
33 Northern Luzon Mission	1,419,889	33.25	75,486	1.77	...	88,766	21,241	164,252	1,769,634	41.44	42,702	...
34 Palawan Adventist Mission	891,955	39.14	33,794	1.48	...	79,538	...	113,332	1,118,619	49.09	22,788	...
35 South-Central Luzon Conference	2,128,169	36.27	67,638	1.15	...	25,151	3,491	92,789	2,317,238	39.49	58,680	...
36 Southern Luzon Mission	614,155	22.93	21,388	0.80	...	39,762	...	61,150	736,455	27.50	26,779	...
Totals	12,033,410	37.23	444,146	1.37	...	522,311	65,847	966,457	14,032,171	43.42	323,178	381,966
37 PAKISTAN UNION SECTION	7,153
38 Northern Section	114,101	24.55	4,902	1.05	...	5,764	...	10,666	135,433	29.14	4,647	...
39 Southern Section	141,609	46.47	3,416	1.12	...	4,020	...	7,436	156,481	51.36	3,047	...
Totals	255,710	33.23	8,318	1.08	...	9,784	...	18,102	291,914	37.94	7,694	7,153
40 SOUTH PHILIPPINE UNION CONF	12,016	12,016	463,282
41 Davao Mission	2,927,611	41.37	149,149	2.11	...	175,390	17,708	324,539	3,594,397	50.79	70,766	...
42 North Central Mindanao Conference	1,770,435	24.92	95,426	1.34	...	112,215	36,820	207,641	2,222,537	31.28	71,044	...
43 Northeastern Mindanao Mission	3,641,011	43.14	138,104	1.64	...	153,461	21,489	291,565	4,245,630	50.30	84,401	...
44 Southern Mindanao Mission	2,197,054	22.09	63,323	0.64	...	74,409	32,574	137,732	2,505,092	25.19	99,462	...
45 Western Mindanao Conference	1,834,699	34.25	60,143	1.12	...	70,726	8,117	130,869	2,104,554	39.29	53,566	...
46 Zamboanga Peninsula Mission	1,131,066	36.38	32,259	1.04	...	37,957	...	70,216	1,271,498	40.90	31,090	...
Totals	13,513,892	32.93	538,404	1.31	...	624,158	116,708	1,162,562	15,955,724	38.89	410,329	463,282
47 SOUTHEAST ASIA UNION MISSION	367,333
48 Cambodia Adventist Mission	210,159	33.44	10,915	1.74	...	12,835	...	23,750	257,659	41.00	6,285	...
49 Peninsular Malaysia Mission	80,834	14.44	2,398	0.43	...	2,820	...	5,218	91,270	16.31	5,596	...
50 Sabah Mission	1,479,380	48.64	56,182	1.85	...	66,065	...	122,247	1,723,874	56.68	30,416	...
51 Sarawak Mission	2,717,171	153.13	110,779	6.24	...	130,272	...	241,051	3,199,273	180.30	17,744	...
52 Singapore Conference	993,609	338.65	45,813	15.61	...	53,871	...	99,684	1,192,977	406.60	2,934	...
53 Thailand Mission	2,620,367	173.18	111,328	7.36	...	130,914	...	242,242	3,104,851	205.20	15,131	...
54 Vietnam Mission	2,211,485	191.49	83,189	7.20	...	97,829	...	181,018	2,573,521	222.83	11,549	...
55 Lao Attached Field	229,787	188.66	6,528	5.36	...	7,675	...	14,203	258,193	211.98	1,218	...
Totals	10,542,792	116.02	427,132	4.70	...	502,281	...	929,413	12,401,618	136.47	90,873	367,333
56 WEST INDONESIA UNION MISSION	527,588
57 Central Java Mission	450,331	108.64	22,098	5.33	...	25,988	...	48,086	546,503	131.85	4,145	...
58 Central Sumatra Mission	813,227	131.53	50,070	8.10	...	58,880	...	108,950	1,031,127	166.77	6,183	...
59 East Java Conference	1,079,625	136.01	52,566	6.62	...	61,812	...	114,378	1,308,381	164.83	7,938	...
60 East Kalimantan Mission	839,001	189.31	62,224	14.04	...	73,172	...	135,396	1,109,793	250.40	4,432	...
61 Jakarta Conference	6,899,405	296.95	237,646	10.23	...	279,458	...	517,104	7,933,613	341.47	23,234	...
62 North Sumatra Mission	855,807	61.77	41,952	3.03	...	49,334	...	91,286	1,038,379	74.95	13,855	...
63 Nusa Tenggara Mission	605,519	77.68	49,010	6.29	...	57,631	...	106,641	818,801	105.04	7,795	...
64 South Sumatra Mission	538,146	70.68	27,805	3.65	...	32,696	...	60,501	659,148	86.57	7,614	...
65 West Java Conference	1,188,053	132.37	61,814	6.89	...	72,690	...	134,504	1,457,061	162.35	8,975	...
66 West Kalimantan Attached District	152,305	29.54	8,289	1.61	...	9,748	...	18,037	188,379	36.54	5,156	...
Totals	13,421,419	150.25	613,474	6.87	...	721,409	...	1,334,883	16,091,185	180.14	89,327	527,588
67 ATTACHED FIELDS
68 Sri Lanka Mission of SDA	246,209	88.41	8,344	3.00	...	9,507	...	17,851	281,911	101.22	2,785	7,176
69 Timor-Leste Mission	44,693	86.61	2,102	4.07	...	2,471	...	4,573	53,839	104.34	516	1,552
Totals	290,902	88.13	10,446	3.16	...	11,978	...	22,424	335,750	101.71	3,301	8,728
70 SOUTHERN ASIA-PACIFIC DIVISION	70	70
71 Bangladesh Union Mission	339,096	11.82	10,889	0.38	...	12,527	...	23,416	385,928	13.46	28,681	9,364
72 Central Philippine Union Conference	7,368,772	45.50	254,838	1.57	...	299,572	5,606	554,410	8,483,198	52.38	161,952	219,161
73 East Indonesia Union Conference	6,808,422	64.69	408,007	3.88	...	479,788	...	887,795	8,584,012	81.56	105,251	350,886
74 Myanmar Union Mission	1,402,899	49.18	74,084	2.60	...	87,118	...	161,202	1,725,303	60.49	28,523	63,712
75 North Philippine Union Conference	12,033,410	37.23	444,146	1.37	...	522,311	65,847	966,457	14,032,171	43.42	323,178	381,966
76 Pakistan Union Section	255,710	33.23	8,318	1.08	...	9,784	...	18,102	291,914	37.94	7,694	7,153
77 South Philippine Union Conference	13,513,892	32.93	538,404	1.31	...	624,158	116,708	1,162,562	15,955,724	38.89	410,329	463,282
78 Southeast Asia Union Mission	10,542,792	116.02	427,132	4.70	...	502,281	...	929,413	12,401,618	136.47	90,873	367,333
79 West Indonesia Union Mission	13,421,419	150.25	613,474	6.87	...	721,409	...	1,334,883	16,091,185	180.14	89,327	527,588
80 Attached Fields	290,902	88.13	10,446	3.16	...	11,978	...	22,424	335,750	101.71	3,301	8,728
DIVISION TOTALS	65,977,384	52.82	2,789,738	2.23	...	3,270,926	188,161	6,060,664	78,286,873	62.67	1,249,109	2,399,173

GENERAL STATISTICS BY DIVISIONS FOR 2015

Conference or Mission	Tithe and Offerings										Per Capita Basis		
	7	8	9	10	11	12a	12b	13	14a	14b	Membership Basis for Per Capita Calculations June 30, 2014	17	
1	Tithe	Tithe Per Capita	World Mission Fund, Including Sabbath School	World Mission Fund Per Capita	Other General Conference Funds	Intradivision Funds	Ingathering Funds	Local Church Funds	Total Tithe and Offerings	Total Tithe and Offerings Per Capita		Sabbath School Mission Offerings	
TRANS-EUROPEAN DIVISION													
1 ADRIATIC UNION CONFERENCE	
2 Albanian Mission of SDA	26,557	66.39	2,324	5.81	5,080	33,961	84.90	400	1,859	
3 Croatian Conference	1,096,552	393.45	48,396	17.36	23,007	135,435	1,303,390	467.67	2,787	31,891	
4 Slovenian Conference	440,626	805.53	37,156	67.93	5,104	88,423	571,309	1,044.44	547	27,829	
Totals	1,563,735	418.78	87,876	23.53	28,111	228,938	1,908,660	511.16	3,734	61,579	
5 BALTIC UNION CONFERENCE	
6 Estonian Conference	660,742	421.12	34,231	21.82	7,067	702,040	447.44	1,569	25,437	
7 Latvian Conference	921,102	229.53	42,774	10.66	5,953	969,829	241.67	4,013	33,135	
8 Lithuanian Conference	202,499	231.69	4,910	5.62	1,254	208,663	238.74	874	3,676	
Totals	1,784,343	276.39	81,915	12.69	14,274	1,880,532	291.28	6,456	62,248	
9 BRITISH UNION CONFERENCE	859,948	...	859,948	
10 Irish Mission	793,663	1,110.02	46,193	64.61	829	76,585	917,270	1,282.90	715	41,800	
11 North England Conference	8,858,875	891.59	449,230	45.21	13,603	859,954	10,181,662	1,024.72	9,936	416,080	
12 Scottish Mission	641,510	1,069.18	42,119	70.20	1,232	62,665	747,526	1,245.88	600	38,624
13 South England Conference	21,585,617	946.03	899,233	39.41	34,814	2,071,848	24,591,512	1,077.77	22,817	854,892	
14 Welsh Mission	549,334	942.25	36,142	61.99	1,548	54,680	641,704	1,100.69	583	31,786	
Totals	32,428,999	935.87	1,472,917	42.51	52,026	...	859,948	3,125,732	37,939,622	1,094.91	34,651	1,383,182	
15 DANISH UNION OF CHURCHES CONF	2,872,942	1,152.40	164,419	65.95	...	172,377	157,011	362,803	3,729,552	1,496.01	2,493	152,093	
16 FINLAND UNION OF CHURCHES CONF	2,982,467	616.85	118,227	24.45	17,786	117,023	179,107	391,026	3,805,636	787.10	4,835	118,227	
17 HUNGARIAN UNION CONFERENCE	30,343	...	276	30,619	256	
18 Duna Conference	1,083,908	413.23	39,973	15.24	5,883	1,129,764	430.71	2,623	23,454	
19 Tisza Conference	713,765	347.50	27,717	13.49	9,601	751,083	365.67	2,054	20,415	
Totals	1,828,016	390.85	67,966	14.53	15,484	1,911,466	408.69	4,677	44,125	
20 NETHERLANDS UNION CONFERENCE	3,754,443	662.51	165,699	29.24	3,920,142	691.75	5,667	124,319	
21 NORWEGIAN UNION CONFERENCE	
22 East Norway Conference	4,446,770	1,558.08	264,506	92.68	26,359	222,390	275,266	446,672	5,681,963	1,990.88	2,854	210,524	
23 North Norway Conference	595,547	1,233.02	46,086	95.42	2,435	23,405	78,213	70,521	816,207	1,689.87	483	29,761	
24 West Norway Conference	1,507,733	1,288.66	127,109	108.64	8,057	103,556	109,434	87,920	1,943,809	1,661.38	1,170	102,181	
Totals	6,550,050	1,453.31	437,701	97.12	36,851	349,351	462,913	605,113	8,441,979	1,873.08	4,507	342,466	
25 POLISH UNION CONFERENCE	39,019	39,019	
26 East Polish Conference	812,652	410.85	30,391	15.36	...	39,663	882,706	446.26	1,978	28,664	
27 South Polish Conference	868,691	412.48	43,120	20.47	...	59,981	971,792	461.44	2,106	38,252	
28 West Polish Conference	672,870	391.43	28,875	16.80	...	41,552	743,297	432.40	1,719	26,814	
Totals	2,393,232	412.41	102,386	17.64	...	141,196	2,636,814	454.39	5,803	93,730	
29 SOUTH-EAST EUROPEAN UNION CONF	64,263	...	725	64,988	36,883	
30 Macedonian Mission	136,500	252.31	136,500	252.31	541	...	
31 North Conference	686,885	193.49	18,020	5.08	957	705,862	198.83	3,550	...	
32 South Conference	688,679	217.25	16,361	5.16	705,040	222.41	3,170	...	
33 West Conference	185,409	312.14	5,373	9.05	190,782	321.18	594	...	
Totals	1,761,736	224.28	40,479	5.15	957	1,803,172	229.56	7,855	36,883	
<i>Note—Blocked currency.</i>													
34 SWEDISH UNION OF CHURCHES CONF	2,043,000	730.69	135,709	48.54	6,940	2,245	280,500	...	2,468,394	882.83	2,796	131,984	
35 ATTACHED FIELDS	
36 Cyprus Section	47,078	603.56	5,421	69.50	851	225	...	9,744	63,319	811.78	78	4,409	
37 Greek Mission	230,675	540.22	22,409	52.48	2,846	57,168	313,098	733.25	427	20,852	
38 Iceland Conference	306,146	636.48	15,919	33.10	602	580	7,503	...	330,750	687.63	481	13,663	
Totals	583,899	592.19	43,749	44.37	4,299	805	7,503	66,912	707,167	717.21	986	38,924	
39 TRANS-EUROPEAN DIVISION	
40 Adriatic Union Conference	1,563,735	418.78	87,876	23.53	28,111	228,938	1,908,660	511.16	3,734	61,579	
41 Baltic Union Conference	1,784,343	276.39	81,915	12.69	14,274	1,880,532	291.28	6,456	62,248	
42 British Union Conference	32,428,999	935.87	1,472,917	42.51	52,026	...	859,948	3,125,732	37,939,622	1,094.91	34,651	1,383,182	
43 Danish Union of Churches Conference	2,872,942	1,152.40	164,419	65.95	...	172,377	157,011	362,803	3,729,552	1,496.01	2,493	152,093	
44 Finland Union of Churches Conference	2,982,467	616.85	118,227	24.45	17,786	117,023	179,107	391,026	3,805,636	787.10	4,835	118,227	
45 Hungarian Union Conference	1,828,016	390.85	67,966	14.53	15,484	1,911,466	408.69	4,677	44,125	
46 Netherlands Union Conference	3,754,443	662.51	165,699	29.24	3,920,142	691.75	5,667	124,319	
47 Norwegian Union Conference	6,550,050	1,453.31	437,701	97.12	36,851	349,351	462,913	605,113	8,441,979	1,873.08	4,507	342,466	
48 Polish Union Conference	2,393,232	412.41	102,386	17.64	...	141,196	2,636,814	454.39	5,803	93,730	
49 South-East European Union Conference	1,761,736	224.28	40,479	5.15	957	1,803,172	229.56	7,855	36,883	
50 Swedish Union of Churches Conference	2,043,000	730.69	135,709	48.54	6,940	2,245	280,500	...	2,468,394	882.83	2,796	131,984	
51 Attached Fields	583,899	592.19	43,749	44.37	4,299	805	7,503	66,912	707,167	717.21	986	38,924	
DIVISION TOTALS	60,546,862	716.87	2,919,043	34.56	148,617	782,997	1,975,093	4,780,524	71,153,136	842.45	84,460	2,589,760	

STATISTICAL REPORT FOR 2015

Conference or Mission	Tithe and Offerings										Per Capita Basis	17
1	7	8	9	10	11	12a	12b	13	14a	14b	Membership Basis for Per Capita Calculations June 30, 2014	17
Conference or Mission	Tithe	Tithe Per Capita	World Mission Fund, Including Sabbath School	World Mission Fund Per Capita	Other General Conference Funds	Intradivision Funds	Ingathering Funds	Local Church Funds	Total Tithe and Offerings	Total Tithe and Offerings Per Capita	Membership Basis for Per Capita Calculations June 30, 2014	Sabbath School Mission Offerings

WEST-CENTRAL AFRICA DIVISION

1 CAMEROON UNION MISSION	14,316	14,316	49,243
2 Central-South Cameroon Conference	817,495	28.97	28,387	1.01	55,649	901,531	31.95	28,215	...
3 East Cameroon Mission	202,593	11.98	4,264	0.25	17,560	224,417	13.27	16,917	...
4 North Cameroon Conference	243,273	6.96	16,375	0.47	47,278	306,926	8.78	34,948	...
5 West Cameroon Mission	326,572	69.71	8,233	1.76	27,128	361,933	77.25	4,685	...
Totals	1,604,249	18.93	57,259	0.68	147,615	1,809,123	21.34	84,765	49,243
6 CENTRAL AFRICAN UNION MISSION	3,869	3,869	21,207
7 Central African Republic Mission	16,878	2.79	213	0.04	2,577	19,668	3.25	6,051	...
8 Chad Mission	71,386	26.24	1,375	0.51	2,894	75,655	27.81	2,720	...
9 Equatorial Guinea Mission	150,466	129.16	9,934	8.53	23,404	183,804	157.77	1,165	...
10 Gabon Mission	200,078	69.35	9,418	3.26	8,841	218,337	75.68	2,885	...
11 Republic of Congo Att'd Mission Station	76,042	103.46	3,719	5.06	8,515	88,276	120.10	735	...
Totals	518,719	38.26	24,659	1.82	46,231	589,609	43.49	13,556	21,207
12 EASTERN NIGERIA UNION CONF	344,528
13 Aba East Conference	441,958	19.83	24,367	1.09	415,995	882,320	39.58	22,291	...
14 Aba North Conference	265,651	11.94	11,569	0.52	153,975	431,195	19.38	22,249	...
15 Aba South Conference	553,696	28.52	21,712	1.12	218,829	794,237	40.91	19,414	...
16 Abia North-Central Conference	294,123	34.35	26,588	3.10	149,900	470,611	54.96	8,563	...
17 Akwa Ibom Conference	142,644	37.70	17,628	4.66	160,272	42.36	3,784	...
18 Anambra Mission	32,962	23.97	3,281	2.39	7,968	44,211	32.15	1,375	...
19 Bayelsa Mission	60,256	51.81	7,367	6.33	21,005	88,628	76.21	1,163	...
20 Cross River Conference	70,482	37.47	9,614	5.11	14,552	94,648	50.32	1,881	...
21 Ebonyi Conference	96,291	17.14	8,608	1.53	28,054	132,953	23.66	5,619	...
22 Enugu Conference	112,087	85.63	7,162	5.47	17,259	136,508	104.28	1,309	...
23 Imo Conference	149,733	33.82	1,925	0.43	53,563	205,221	46.35	4,428	...
24 Port Harcourt Conference	1,210,522	77.08	141,811	9.03	336,913	1,689,246	107.56	15,705	...
25 Rivers East Conference	311,835	65.01	40,040	8.35	415,996	767,871	160.07	4,797	...
26 Rivers West Conference	269,186	19.31	43,025	3.09	99,005	411,216	29.50	13,940	...
Totals	4,011,426	31.71	364,697	2.88	1,933,014	6,309,137	49.87	126,518	344,528
27 EASTERN SAHEL UNION MISSION	60,610
28 Benin Mission	141,565	22.06	8,505	1.33	42,856	192,926	30.07	6,416	...
29 Burkina Faso Mission	65,764	15.86	4,575	1.10	12,469	82,808	19.97	4,146	...
30 Cote d'Ivoire Conference	420,577	78.31	29,192	5.44	67,349	517,118	96.28	5,371	...
31 Niger Mission Station	9,288	36.86	888	3.52	2,161	12,337	48.96	252	...
32 Togo Mission	263,887	39.23	27,317	4.06	73,753	364,957	54.25	6,727	...
Totals	901,081	39.33	70,477	3.08	198,588	1,170,146	51.07	22,912	60,610
33 NORTHERN GHANA UNION MISSION	10,910	10,910	407,211
34 Ashanti Central Ghana Conference	473,604	38.95	57,475	4.73	313,379	844,458	69.46	12,158	...
35 Ashanti South Ghana Conference	488,403	26.21	53,564	2.87	291,970	833,937	44.76	18,633	...
36 Central Ghana Conference	550,224	39.20	55,617	3.96	303,046	908,887	64.75	14,037	...
37 Green View Ghana Conference	112,819	17.48	10,270	1.59	56,142	179,231	27.76	6,456	...
38 Mid-Central Ghana Conference	522,271	27.01	66,485	3.44	364,038	952,794	49.27	19,338	...
39 Mid-North Ghana Conference	540,614	24.26	56,070	2.52	303,897	900,581	40.41	22,287	...
40 Mid-West Ghana Conference	404,138	26.64	30,713	2.02	167,552	602,403	39.70	15,173	...
41 Mountain View Ghana Conference	511,255	19.03	65,394	2.43	358,371	935,020	34.80	26,869	...
42 North Ghana Mission	145,639	20.41	11,010	1.54	67,384	224,033	31.39	7,136	...
43 South Central Ghana Conference	581,846	43.88	66,903	5.05	365,480	1,014,229	76.49	13,259	...
Totals	4,341,723	27.95	473,501	3.05	2,591,259	7,406,483	47.68	155,346	407,211
44 NORTHERN NIGERIA UNION CONF	6,751	6,751	74,881
45 North Central Nigeria Conference	540,872	81.26	32,692	4.91	96,631	670,195	100.69	6,656	...
46 North East Nigeria Conference	449,500	29.69	35,936	2.37	89,805	575,241	37.99	15,142	...
47 North West Nigeria Conference	407,451	29.16	18,442	1.32	45,538	471,431	33.74	13,974	...
Totals	1,404,574	39.26	87,070	2.43	231,974	1,723,618	48.18	35,772	74,881
48 SOUTHERN GHANA UNION CONF	29,960	29,960	440,546
49 East Ghana Conference	721,786	17.74	77,936	1.92	150,361	950,083	23.35	40,684	...
50 Mid-South Ghana Conference	545,449	17.95	60,856	2.00	121,285	727,590	23.95	30,382	...
51 South Ghana Conference	2,988,549	60.29	296,980	5.99	574,897	3,860,426	77.88	49,571	...
52 South West Ghana Conference	954,661	26.84	76,491	2.15	153,990	1,185,142	33.32	35,566	...
Totals	5,240,405	33.55	512,263	3.28	1,000,533	6,753,201	43.23	156,203	440,546
53 WEST AFRICAN UNION MISSION	3,939	3,939	12,694
54 Central Liberia Mission	29,227	6.42	784	0.17	12,853	42,864	9.41	4,554	...
55 Guinea Mission Station	17,319	9.61	3,547	1.97	11,310	32,176	17.85	1,803	...
56 Sierra Leone Mission	169,555	14.87	5,055	0.44	105,830	280,440	24.60	11,400	...
57 South-East Liberia Mission	25,046	18.07	12,900	37,946	27.38	1,386	...
58 South-West Liberia Conference	332,462	34.49	5,375	0.56	231,387	569,224	59.06	9,638	...
Totals	577,548	20.07	14,761	0.51	374,280	966,589	33.58	28,781	12,694

GENERAL STATISTICS BY DIVISIONS FOR 2015

Conference or Mission	Tithe and Offerings										Per Capita Basis	17
	7	8	9	10	11	12a	12b	13	14a	14b		
1	Tithe	Tithe Per Capita	World Mission Fund, Including Sabbath School	World Mission Fund Per Capita	Other General Conference Funds	Intradivision Funds	Ingathering Funds	Local Church Funds	Total Tithe and Offerings	Total Tithe and Offerings Per Capita	Membership Basis for Per Capita Calculations June 30, 2014	Sabbath School Mission Offerings
WEST-CENTRAL AFRICA DIVISION (CONT'D)												
59 WESTERN NIGERIA UNION CONF.	16,987	16,987	167,190
60 Delta Conference	288,765	54.73	26,645	5.05	66,613	382,023	72.41	5,276	...
61 Edo Conference	176,313	80.07	18,131	8.23	45,326	239,770	108.89	2,202	...
62 Ekiti Conference	198,514	30.87	9,763	1.52	24,408	232,685	36.18	6,431	...
63 Kogi Region	513	...
64 Kwara Conference	143,742	78.08	10,545	5.73	26,362	180,649	98.13	1,841	...
65 Lagos Atlantic Conference	694,717	121.62	37,003	6.48	92,505	824,225	144.30	5,712	...
66 Lagos Mainland Conference	781,374	135.23	33,652	5.82	84,131	899,157	155.62	5,778	...
67 Ogun Conference	615,801	94.65	18,391	2.83	45,979	680,171	104.55	6,506	...
68 Ondo Mission	111,610	67.81	6,873	4.18	17,183	135,666	82.42	1,646	...
69 Osun Conference	423,941	102.30	17,557	4.24	43,894	485,392	117.13	4,144	...
70 Oyo Conference	277,570	82.46	15,844	4.71	39,610	333,024	98.94	3,366	...
Totals	3,729,334	85.90	194,404	4.48	486,011	4,409,749	101.57	43,415	167,190
71 WESTERN SAHEL UNION MISSION	17,087
72 Cabo Verde Conference	405,436	52.67	10,859	1.41	26,495	442,790	57.52	7,698	...
73 Gambia Mission Station	19,456	69.49	921	3.29	2,236	22,613	80.76	280	...
74 Guinea-Bissau Mission	63,949	22.96	3,539	1.27	8,496	75,984	27.28	2,785	...
75 Mali Mission	13,383	8.17	1,359	0.83	3,363	18,105	11.05	1,639	...
76 Senegal/Mauritania Mission	75,744	122.96	3,197	5.19	7,872	86,813	140.93	616	...
Totals	577,968	44.40	19,875	1.53	48,462	646,305	49.65	13,018	17,087
77 WEST-CENTRAL AFRICA DIVISION	18,681	18,681
78 Cameroon Union Mission	1,604,249	18.93	57,259	0.68	147,615	1,809,123	21.34	84,765	49,243
79 Central African Union Mission	518,719	38.26	24,659	1.82	46,231	589,609	43.49	13,556	21,207
80 Eastern Nigeria Union Conference	4,011,426	31.71	364,697	2.88	1,933,014	6,309,137	49.87	126,518	344,528
81 Eastern Sahel Union Mission	901,081	39.33	70,477	3.08	198,588	1,170,146	51.07	22,912	60,610
82 Northern Ghana Union Mission	4,341,723	27.95	473,501	3.05	2,591,259	7,406,483	47.68	155,346	407,211
83 Northern Nigeria Union Conference	1,404,574	39.26	87,070	2.43	231,974	1,723,618	48.18	35,772	74,881
84 Southern Ghana Union Conference	5,240,405	33.55	512,263	3.28	1,000,533	6,753,201	43.23	156,203	440,546
85 West African Union Mission	577,548	20.07	14,761	0.51	374,280	966,589	33.58	28,781	12,694
86 Western Nigeria Union Conference	3,729,334	85.90	194,404	4.48	486,011	4,409,749	101.57	43,415	167,190
87 Western Sahel Union Mission	577,968	44.40	19,875	1.53	48,462	646,305	49.65	13,018	17,087
DIVISION TOTALS	22,925,708	33.70	1,818,966	2.67	7,057,967	31,802,641	46.75	680,286	1,595,197
ATTACHED TO THE GENERAL CONFERENCE												
1 MIDDLE EAST & NORTH AFRICA UN MISS
2 East Mediterranean Region	247,087	442.81	19,323	34.63	1,223	26,772	294,405	527.61	558	17,492
3 Egypt-Sudan Field	227,326	270.95	7,680	9.15	906	8,829	244,741	291.71	839	7,680
4 Gulf Field	2,418,112	1,785.90	94,603	69.87	23,624	649,078	3,185,417	2,352.60	1,354	93,356
5 Maghreb Region	295	...
6 Turkey-Iran Field	79,137	361.36	6,637	30.31	286	10,750	96,810	442.05	219	6,637
Totals	2,971,662	910.16	128,243	39.28	26,039	695,429	3,821,373	1,170.41	3,265	125,165
1 ISRAEL FIELD	543,241	653.72	10,658	12.83	94	53,290	607,283	730.79	831	8,442
WORLD SUMMARY												
1 General Conference	5,935,025	2,546,234	8,481,259
2 East-Central Africa Division	39,283,652	13.41	2,256,524	0.77	...	2,700,355	6,464	5,579,589	49,826,584	17.01	2,929,415	1,944,239
3 Euro-Asia Division	22,058,382	191.40	536,475	4.65	...	516,836	...	1,550,508	24,662,201	213.99	115,249	535,678
4 Inter-American Division	233,436,196	65.13	12,670,192	3.54	1,140,316	17,614,845	2,378,614	38,010,570	305,250,733	85.17	3,584,099	11,909,981
5 Inter-European Division	116,540,476	654.34	6,736,437	37.82	703,950	1,756,508	559,928	19,129,040	145,426,339	816.52	178,104	4,541,750
6 North American Division	983,252,919	825.27	21,883,004	18.37	4,002,227	17,279,515	1,443,298	462,214,037	1,490,075,000	1,250.65	1,191,436	20,813,236
7 Northern Asia-Pacific Division	72,310,068	106.08	3,436,706	5.04	433,237	2,714,447	321,284	30,788,329	110,004,071	161.38	681,638	1,931,032
8 South American Division	477,392,716	208.11	20,699,064	9.02	649,131	20,012,810	642,736	132,355,455	651,751,912	284.11	2,293,981	18,776,706
9 South Pacific Division	93,684,290	220.65	5,680,070	13.38	187,058	4,078,332	755,371	42,429,863	146,814,984	345.78	424,586	5,200,263
10 Southern Africa-Indian Ocean Division	85,106,710	26.37	3,863,301	1.20	...	5,794,947	...	9,474,920	104,239,878	32.30	3,227,104	3,321,137
11 Southern Asia Division	6,973,663	4.57	392,473	0.26	52,083	...	279,545	196,980	7,894,744	5.18	1,524,916	324,571
12 Southern Asia-Pacific Division	65,977,384	52.82	2,789,738	2.23	...	3,270,926	188,161	6,060,664	78,286,873	62.67	1,249,109	2,399,173
13 Trans-European Division	60,546,862	716.87	2,919,043	34.56	148,617	782,997	1,975,093	4,780,524	71,153,136	842.45	84,460	2,589,760
14 West-Central Africa Division	22,925,708	33.70	1,818,966	2.67	7,057,967	31,802,641	46.75	680,286	1,595,197
Attached to the General Conference:
15 Middle East and North Africa Union Mission	2,971,662	910.16	128,243	39.28	26,039	695,429	3,821,373	1,170.41	3,265	125,165
16 Israel Field	543,241	653.72	10,658	12.83	94	53,290	607,283	730.79	831	8,442
WORLD TOTALS 2015	2,288,938,954	125.98	85,820,894	4.72	9,888,986	76,522,518	8,550,494	760,377,165	3,230,099,011	177.79	18,168,479	76,016,330
WORLD TOTALS 2014	2,455,475,981	136.71	95,297,026	5.31	20,589,924	80,653,376	9,630,606	825,596,070	3,487,242,983	194.16	17,960,686	71,553,835
Net Increase (Decrease)	(166,537,027)	(10.73)	(9,476,132)	(0.59)	(10,700,938)	(4,130,858)	(1,080,112)	(65,218,905)	(257,143,972)	(16.37)	207,793	4,462,495

Note—In accordance with General Conference Bylaws, Article XX, Section 4, "The basis for computing . . . per capita funds shall be the membership on June 30 of the preceding year. . ." (2014). Per capita totals for divisions are calculated for those unions and attached fields which report funds.

Conference or Mission	Denominational Employees																				Table 26					
	22a		22b		23a		23b		24		25a		25b		26a		26b		27		29			30	28	31
	Ministerial Credential		Commissioned Minister Credential		Commissioned Ministry of Teaching Credential		Administrative Ministries Credential		Missionary Credential		Ministerial License		Commissioned Minister License		Commissioned Ministry of Teaching License		Administrative Ministries License		Missionary License		All Other Employees Including Part Time and Casual			Total Active Employees	Literature Evangelists (Self-employed)	Honorary/Emeritus Credentialed Employees
FT	PT	FT	PT	FT	PT	FT	PT	FT	PT	FT	PT	FT	PT	FT	PT	FT	PT	FT	PT	C						

GENERAL CONFERENCE

1 General Conference	79	...	5	80	...	426	...	3	3	...	150	...	6	83	11	846	...	96
2 General Conference Institutions	102	...	9	13	370	...	144	...	953	13	3	...	23	...	126	...	11,285	1,218	865	15,139	...	4
Totals	181	...	14	13	370	...	224	...	1,379	13	3	...	3	...	23	...	276	...	11,291	1,301	876	15,985	...	100

EAST-CENTRAL AFRICA DIVISION

1 BURUNDI UNION MISSION	6	...	5	...	8	22	11	35	6	93	...	24		
2 East Burundi Field	12	...	1	1	...	10	2	2	28	35	...		
3 North Burundi Field	11	...	2	1	...	10	1	3	28	33	...		
4 West Burundi Field	25	...	1	4	...	20	6	6	62	117	...		
Totals	54	...	9	...	8	28	...	40	11	44	17	211	185	24		
5 EAST CONGO UNION MISSION	5	2	...	4	...	2	...	1	2	...	5	...	3	24	...	74		
6 East Katanga Mission	10	1	...	2	...	12	2	1	28	22	...		
7 Maniema Mission	14	1	...	2	...	2	2	...	3	...	1	25	22	...		
8 North Katanga Field	18	1	...	3	...	5	1	...	4	...	2	34	26	...		
9 South Katanga Field	19	1	...	9	...	1	9	...	2	3	2	46	98	...		
10 West Katanga Field	9	1	...	2	...	5	1	...	2	...	1	21	53	...		
Totals	75	7	...	22	...	27	...	1	15	...	18	3	10	178	221	74		
11 EAST KENYA UNION CONFERENCE	7	...	4	25	4	40	...	211		
12 Central Kenya Conference	121	...	6	...	187	...	11	...	29	...	34	280	14	...	178	...	7	867	261	...		
13 Central Rift Valley Conference	46	...	1	...	2	...	2	...	4	...	22	17	...	1	4	99	59	...		
14 Kenya Coast Field	5	...	22	5	...	9	41	130	...		
15 Nyamira Conference	66	...	2	...	2	20	...	2	...	17	1	110	177	...		
16 South Kenya Conference	63	...	1	...	50	24	...	10	24	31	203	69	...		
Totals	308	...	36	...	241	...	13	...	107	...	77	...	17	...	297	...	1	...	47	...	178	38	1,360	696	211	
17 ETHIOPIAN UNION MISSION	10	...	8	...	29	...	11	...	153	2	54	...	174	...	16	457	...	54		
18 Central Ethiopia Field	28	...	13	...	77	...	8	...	48	...	44	...	9	...	38	...	33	...	122	420		
19 Northwest Ethiopia Field	4	...	13	...	11	...	2	...	4	4	...	4	...	3	3	57	105	...		
20 South East Ethiopia Field	55	...	62	...	55	...	2	...	81	11	...	37	...	2	1	149	455	...		
21 South Ethiopia Field	13	...	4	2	...	22	47	88	1	...		
22 South West Ethiopia Field	13	...	3	...	16	...	2	...	3	...	11	3	...	5	56		
23 West Ethiopia Conference	8	...	31	...	2	...	16	57		
24 Tigray Attached Mission	39	33	...	8	...	39	...	20	...	5	...	8	...	21	91	10	274	22	...		
Totals	162	...	111	...	252	...	37	...	366	...	75	...	29	...	89	...	8	...	117	...	296	138	232	1,912	23	54
25 NORTH EAST CONGO UNION MISSION	11	...	7	...	23	7	18	66	...	132		
26 Central Kivu Association	37	...	7	2	...	15	...	6	1	1	...	4	73		
27 Kibali Ituri Mission	14	5	...	13	32		
28 North Kivu Association	53	...	4	6	...	8	...	1	...	4	30	...	106		
29 South Kivu Field	23	...	3	26	...	2	3	...	2	59	5	...		
30 Upper Congo Field	15	...	6	...	1	...	3	...	15	43		
Totals	153	...	27	...	24	...	5	...	18	...	77	...	9	...	4	...	4	...	22	...	6	30	...	379	5	132
31 NORTHERN TANZANIA UNION CONF	6	...	13	5	...	111	...	1	37	...	58	18	20	269	...	154		
32 Mara Conference	34	...	5	...	113	155	...	38	3	27	...	30	...	14	419	307	...		
33 North-East Tanzania Conference	38	...	25	...	55	40	...	23	...	5	...	60	2	...	68	67	...	383	117	...		
34 South Nyanza Conference	31	...	3	...	16	82	...	73	...	1	42	...	6	12	4	270	353	...		
35 West Tanzania Conference	26	...	3	...	2	...	3	...	22	...	35	9	25	...	3	128	132	...		
Totals	135	...	49	...	186	...	8	...	410	...	170	...	6	...	72	...	133	...	165	97	38	1,469	909	154		

Conference or Mission	Denominational Employees														Total Active Employees	Literature Evangelists (Self-employed)	Honorary/Emeritus/Credentialed Employees												
	22a		22b		23a		23b		24		25a		25b					26a		26b		27		29			30	28	31
	Ministerial Credential	Commissioned Minister Credential	Commissioned Ministry of Teaching Credential		Administrative Ministries Credential		Missionary Credential		Ministerial License	Commissioned Minister License	Commissioned Ministry of Teaching License		Administrative Ministries License					Missionary License		All Other Employees Including Part Time and Casual			FT	PT	C				

EAST-CENTRAL AFRICA DIVISION (CONT'D)

74 EAST-CENTRAL AFRICA DIVISION	19	...	11	...	7	32	3	8	...	12	...	31	123	
75 Burundi Union Mission	54	...	9	...	8	28	...	40	11	44	17	211	185	24	
76 East Congo Union Mission	75	22	...	27	...	1	15	...	18	3	10	178	221	74	
77 East Kenya Union Conference	308	...	36	...	241	...	13	...	107	...	77	...	17	...	297	...	1	...	47	...	178	...	38	1,360	696	211
78 Ethiopian Union Mission	162	...	111	...	252	...	37	...	366	...	75	...	29	...	89	...	8	...	117	...	296	138	232	1,912	23	54
79 North East Congo Union Mission	153	...	27	...	24	...	5	...	18	...	77	...	9	...	4	...	4	...	22	...	6	30	...	379	5	132
80 Northern Tanzania Union Conference	135	...	49	...	186	...	8	...	410	...	170	...	6	...	72	133	...	165	97	38	1,469	909	154
81 Rwanda Union Mission	164	...	46	...	73	...	7	...	74	...	134	...	14	...	2	...	2	...	31	...	164	711	517	102
82 Southern Tanzania Union Mission	82	...	28	...	48	...	28	...	182	...	82	...	4	...	78	...	3	...	97	16	178	826	1,330	16
83 Uganda Union Mission	166	...	5	...	185	...	21	...	87	...	96	...	17	...	183	...	144	...	72	...	164	231	86	1,457	140	156
84 West Congo Union Mission	137	2	...	4	...	86	...	38	12	...	54	48	1	382	395	75	
85 West Kenya Union Conference	244	...	66	...	224	...	14	...	119	...	83	...	50	...	121	...	14	...	46	...	107	32	6	1,126	873	158
86 Attached Fields	32	...	3	2	...	5	...	4	...	30	4	...	23	58	2	163	...	1
DIVISION TOTALS	1,731	...	391	...	1,250	...	144	...	1,533	...	904	...	151	...	890	...	176	...	648	...	1,187	653	639	10,297	5,294	1,157

EURO-ASIA DIVISION

1 BELARUS UNION OF CHURCHES CONF.	26	17	14	10	67	11	14		
2 CAUCASUS UNION MISSION	5	5	...	61		
3 Kubano-Chernomorskaya Conference	16	15	...	16	9	...	4	60	26	...		
4 North Caucasus Mission	13	4	2	...	13	1	...	1	5	...	39	5	...		
5 Rostov-Kalmykia Conference	17	2	...	12	7	...	7	45	17	...		
Totals	51	4	19	...	41	1	...	17	...	11	5	...	149	48	61		
6 EAST RUSSIAN UNION MISSION	5	2	1	...	3	1	1	13	...	11		
7 Central Siberian Mission	12	10	...	16	1	3	...	27	20	...		
8 East Siberian Mission	11	3	2	...	2	...	10	2	1	1	...	32	45	...	
9 West Siberian Mission	6	1	2	...	6	1	3	...	1	3	...	23	8	...	
Totals	34	6	3	...	7	...	26	5	...	3	...	3	7	1	95	73	11		
10 FAR EASTERN UN OF CHURCHES MISS	16	17	5	...	8	...	3	...	49	79	4	
11 MOLDOVA UNION OF CHURCHES CONF	39	7	5	...	7	...	25	10	...	4	10	3	110	100	50	
12 SOUTHERN UNION MISSION	9	11	...	8	...	10	1	2	5	...	1	1	9	...	37	12	...	106	...	6		
13 Kyrgyzstan Mission	7	2	2	...	4	1	3	17	2	...	38	10	...
14 Northern Kazakhstan Mission	17	1	...	3	...	5	4	...	2	6	11	...	49	4	...
15 Southern Kazakhstan Mission	7	3	1	...	4	2	...	2	9	...	28	15	...
16 Tajikistan Field	3	1	1	...	1	1	...	1	...	3	...	12	
17 Turkmenistan Field	1	1	...	2	
18 Uzbekistan Field	2	1	1	6	2	4	3	...	2	14	...	35	14	...		
Totals	45	11	...	16	2	17	1	22	5	...	5	13	14	3	64	52	...	270	43	6		
19 TRANS-CAUCASUS UNION MISSION	2	2	5	1	4	1	...	15	...	2	
20 Armenian Mission	5	2	6	11	2	2	...	28	
21 Azerbaijan Mission	3	3	2	2	...	10	
22 Georgian Mission	5	2	5	1	...	1	3	1	1	...	19		
Totals	15	4	13	19	1	1	1	3	9	6	72	...	2		
23 UKRAINIAN UNION CONFERENCE	21	12	2	3	65	3	...	106	...	269		
24 Bukovinskaya Conference	44	3	4	...	20	1	...	1	...	41	2	1	117	282	...
25 Central Ukrainian Conference	26	3	1	...	22	6	11	...	69	84	...	
26 Dnieper Conference	22	6	1	...	31	4	4	68	84	...	
27 Eastern Dnieper Conference	30	24	33	...	87	52	...	

Conference or Mission	Denominational Employees																									
	22a		22b		23a		23b		24		25a		25b		26a		26b		27		29			30	28	31
	Ministerial Credential		Commissioned Minister Credential		Commissioned Ministry of Teaching Credential		Administrative Ministries Credential		Missionary Credential		Ministerial License		Commissioned Minister License		Commissioned Ministry of Teaching License		Administrative Ministries License		Missionary License		All Other Employees Including Part Time and Casual			Total Active Employees	Literature Evangelists (Self-employed)	Honorary/Emeritus Credentialed Employees
FT	PT	FT	PT	FT	PT	FT	PT	FT	PT	FT	PT	FT	PT	FT	PT	FT	PT	FT	PT	C						

EURO-ASIA DIVISION (CONT'D)

UKRAINIAN UNION CONFERENCE (CONT'D)																												
28 Eastern Ukrainian Mission	14							3									1	2		1		3	17	3	64	17		
29 Kiev Conference	14										8						1					10	36		69	36		
30 Podolsk Conference	33										30						3						24		90	54		
31 Southern Ukrainian Conference	23								3		17	1											35		79	14		
32 Western Ukrainian Conference	20					2		5			43						22					11		16	3	2	127	106
Totals	247					2		20		21	2	218	1			22		13	2	13		145	164	6	876	729	269	
WEST RUSSIAN UNION CONFERENCE																												
33 Central Conference	9							6		11										1		26	3	3	59		126	
34 Moscow Conference	17										15											5			37	24		
35 Northwest Conference	21								7		5									4		11		1	49	51		
36 Southern Conference	22								1		6											10			39	13		
37 Ural Conference	24								8		26											5		1	64	8		
38 Volga Conference	18								8		16											5		6	53	8		
39 Volgo-Vyatskaya Conference	24								2		5											7		4	42	32		
Totals	151							6		52		94								32		62	7	11	415	160	126	
ATTACHED FIELD																												
41 Crimea Mission	7							1			3	6													30	12	8	
EURO-ASIA DIVISION																												
43 Belarus Union of Churches Conference	30					10		27	1	40	5					11		2		7	13	58	16		220		14	
44 Caucasus Union Mission	26																					14			67	11	14	
45 East Russian Union Mission	51							4		19		41								1		17			149	48	61	
46 Far Eastern Union of Churches Mission	34							6	3	7		26								5		3		7	1	95	73	11
47 Moldova Union of Churches Conference	16											17										8		3	49	79	4	
48 Southern Union Mission	39							7	5	7		25										10		4	110	100	50	
49 Trans-Caucasus Union Mission	45					11		16	2	17	1	22				5		5	13	14	3	64	52		270	43	6	
50 Ukrainian Union Conference	15							4	13			19								1	1	1	3		9	6	2	
51 West Russian Union Conference	247					2		20		21	2	218	1			22		13	2	13		145	164	6	876	729	269	
52 Attached Field	151							6		52		94										32		7	11	415	160	126
53 DIVISION TOTALS	7							1		3		6								1	3	1	8		30	12	8	
Totals	661					23		91	24	163	11	485	1			38		33	19	105	33	370	275	21	2,353	1,255	565	

INTER-AMERICAN DIVISION

ATLANTIC CARIBBEAN UNION MISSION																												
1 Cayman Islands Conference	3		2																							8		27
2 North Bahamas Conference	11					4						4										6		8		49		
3 South Bahamas Conference	4					4						4										4		15		35	1	
4 Turks and Caicos Islands Mission	22					17						13										38		7		129		
Totals	2					10						3		1								3		3		24	1	
Totals	42		2			35				23		9		1		49						51		33		245	2	27
BELIZE UNION OF CHURCHES MISSION																												
6 Caribbean Union Conference	10					210				3		8														395	25	8
CARIBBEAN UNION CONFERENCE																												
7 East Caribbean Conference	22		1			29		44		62		3				32		3		79		448			723		28	
8 Grenada Conference	22					63		1		42		14				6				6		40			194	77		
9 Guyana Conference	10							1		7		7										3		13		41	16	
10 North Caribbean Conference	17		1							20		21										33		6		98	25	
11 South Caribbean Conference	20					11		6		17		3				6						11		20		94	13	
12 South Leeward Mission	33		2			42				61		21		2		6						25		69		261	37	
13 St Lucia Mission	13		1			6				25		10				7						21		40		123	8	
14 St Vincent and the Grenadines Mission	11					6		3		17		6				15						5		19		82	11	
15 Suriname Mission	4					33				5		8				6						6				62		
16 Tobago Mission	5							3		5		5										2		1		23	11	
Totals	10		3			35		6		35		3		3		11		1					53			160	17	
Totals	167		8			225		64		296		101		5		89		6		191		709				1,861	215	28

Conference or Mission	Denominational Employees														Total Active Employees	Literature Evangelists (Self-employed)	Honorary/Emeritus Credentialed Employees												
	22a		22b		23a		23b		24		25a		25b					26a		26b		27		29			30	28	31
	Ministerial Credential	Commissioned Minister Credential	Commissioned Ministry of Teaching Credential		Administrative Ministries Credential		Missionary Credential		Ministerial License		Commissioned Minister License		Commissioned Ministry of Teaching License					Administrative Ministries License		Missionary License		All Other Employees Including Part Time and Casual							
FT	PT	FT	PT	FT	PT	FT	PT	FT	PT	FT	PT	FT	PT	FT	PT	FT	PT	FT	PT	C									

INTER-AMERICAN DIVISION (CONT'D)

18 CENTRAL MEXICAN UNION MISSION	5									15														22		13		
19 Azteca Mexican Conference	14									17		15									6		14	1		67	71	
20 Bajio Mexican Conference	15									6		5									2		26			54	34	
21 Metropolitan Mexican Conference	15									26		12									3		28	3		87	38	
22 Valley Mexican Mission	5									5		11									1		26			48	35	
Totals	54									69		43									14		94	4		278	178	13
23 CHIAPAS MEXICAN UNION CONFERENCE	17									111											69		17			214		8
24 Central Chiapas Conference	33									10		29									9		10			91	14	
25 North Chiapas Conference	33									33		31									10		5			112	8	
26 Soconusco Conference	17									11		13									6					47	6	
27 South Chiapas Mission	14									8		18									5					45	3	
28 Upper Chiapas Conference	18									9		23									5					55	1	
29 West Chiapas Conference	18									10		18									8					54	1	
Totals	150									192		132									112		32			618	33	8
30 CUBAN UNION CONFERENCE	14									38	3										41	2	2			100		50
31 Central Conference	10									12		25									11		3			61		
32 Del Amanecer Conference	7									8		11									9					35		
33 East Conference	16									23		18									8					65		
34 West Conference	26									39		26									11	1	11			114		
Totals	73									120	3	80									80	3	16			375		50
35 DOMINICAN UNION CONFERENCE	4						6			426		7									163		935			1,541		139
36 Central Dominican Conference	38						3			19		15											17			92	4	
37 East Dominican Conference	19						2			5		14									4					44	1	
38 North Dominican Conference	26						2			8		6											7			49	5	
39 Northeast Dominican Mission	10						2			3		14									2		5			36		
40 South Dominican Mission	12						2			1		12									1		2			30		
41 Southeast Dominican Conference	21						3			9		22									1		6			62	8	
Totals	130						20			471		90									171		972			1,854	18	139
42 DUTCH CARIBBEAN UNION MISSION	3																						130	12	6	151		8
43 Aruba Mission	3									1	1										1					6		
44 Curacao and Bonaire Conference	9									4	1	5		2							2		34	1		58		
Totals	15									5	2	5		2							3		164	13	6	215		8
45 EAST VENEZUELA UNION MISSION	5									5	1										4		7			22		
46 Central East Venezuela Conference	10									4		4									2		23	13		56		
47 Central Venezuela Conference	9									6		6									5		85	70		181		
48 East Venezuela Conference	15									12		6									6		79	37		155	1	
49 South Bolivar Venezuela Mission	3									1		8									5		33			50		
50 South Central Venezuela Conference	10									6		13									3		48	32	4	116	21	
51 Southeast Venezuela Conference	7									2		8									8		118	8		151	2	
Totals	59									36	1	45									33		393	160	4	731	24	
52 EL SALVADOR UNION MISSION	2									5											1		3			12		16
53 Central El Salvador Conference	5									7		17									10		25			117	10	
54 East El Salvador Conference	10									4		15									4		43			115	17	
55 Metropolitan El Salvador Conference	10									2		7									6		18			86	11	
56 Paracentral El Salvador Conference	11									3		5									7		25	4		76	4	
57 West El Salvador Conference	7									2		11									5		6			73	12	
Totals	45									23		55									33		120	4		479	54	16

Conference or Mission	Denominational Employees														Total Active Employees	Literature Evangelists (Self-employed)	Honorary/Emeritus Credentialed Employees													
	22a		22b		23a		23b		24		25a		25b					26a		26b		27			29			30	28	31
	Ministerial Credential	Commissioned Minister Credential	Commissioned Ministry of Teaching Credential	Administrative Ministries Credential	Missionary Credential	Ministerial License	Commissioned Minister License	Commissioned Ministry of Teaching License	Administrative Ministries License	Missionary License	All Other Employees Including Part Time and Casual	FT	PT	C																

INTER-AMERICAN DIVISION (CONT'D)

58 FRENCH ANTILLES-GUIANA UNION CONF.	16	...	3	7	5	1	...	32	5	120
59 French Guiana Mission	6	6	...	3	2	...	21	38
60 Guadeloupe Conference	19	52	...	13	8	...	5	1	...	98
61 Martinique Conference	19	35	...	13	12	...	48	1	...	128
Totals	60	...	3	100	...	29	27	...	74	3	...	296	5	120
62 GUATEMALA UNION MISSION	2	2	...	8	6	18	...	45
63 Central Guatemala Conference	10	21	...	3	6	...	9	13	62	33	...
64 East Guatemala Mission	1	1	2	...	9	3	9	25	22	...
65 Metropolitan Guatemala Conference	6	2	...	2	...	10	5	23
66 North Guatemala Mission	3	1	1	...	10	1	6	22
67 South Guatemala Mission	10	...	7	...	1	2	...	9	5	2	...	5	...	41
68 West Guatemala Conference	12	...	3	...	2	4	...	12	6	1	...	15	...	55
Totals	44	31	...	10	25	...	59	15	3	...	59	246	55	45
69 HAITIAN UNION MISSION	133	109	...	79	38	...	382	741
70 Central Haiti Conference	34	12	...	31	1	...	40	118
71 North Haiti Mission	34	20	54
72 Northwest Haiti Mission	30	5	...	13	6	...	236	290
73 South Haiti Mission	16	9	...	22	3	...	23	73
Totals	247	155	...	145	48	...	681	1,276
74 HONDURAS UNION MISSION	2	1	...	1	6	1	...	2	13	...	35
75 Atlantic Honduras Conference	4	6	...	2	4	...	8	5	...	75	104	5	...
76 Bay Islands Conference	3	25	...	2	3	...	5	72	110	3	...
77 Central Honduras Conference	18	...	1	...	34	...	2	...	11	...	14	3	2	...	81	166	12	...
78 Northwest Honduras Conference	8	...	1	...	17	...	2	...	9	...	6	...	9	...	5	69	126	11	...
Totals	35	...	2	...	83	...	9	...	33	...	33	...	9	...	8	8	...	299	519	31	35
79 INTER-OCEANIC MEXICAN UNION CONF.	7	...	4	13	...	7	31	...	10
80 Alpine Mission	10	...	1	3	...	9	...	1	...	3	2	29	5	...
81 Central Veracruz Mission	9	...	3	...	2	...	1	...	2	...	9	1	3	30	
82 Isthmus Conference	12	...	1	4	...	10	4	31
83 North Veracruz Conference	14	...	1	...	5	6	...	12	...	1	...	1	6	46
84 Oaxaca Conference	11	3	6	...	9	6	35	1	...
85 Olmeca Conference	16	5	17	...	20	...	3	9	70
86 South Pacific Conference	21	...	2	...	5	12	...	5	3	5	53
87 South Veracruz Conference	18	...	3	...	5	...	5	...	9	...	18	2	9	4	...	73
88 Southeast Veracruz Mexican Conference	15	...	2	...	5	5	...	10	...	1	...	1	5	44
Totals	133	...	17	...	25	...	11	...	77	...	109	...	5	1	10	1	49	4	442	6	10
89 JAMAICA UNION CONFERENCE	19	...	5	272	495	...	160	67	...	1,018	...	196
90 Central Jamaica Conference	52	63	...	6	11	...	37	169	89	...
91 East Jamaica Conference	31	81	...	12	23	147	24	...
92 North East Jamaica Conference	9	10	...	7	47	...	9	82	20	...
93 North Jamaica Conference	14	...	1	16	...	7	17	...	7	62	39	...
94 West Jamaica Conference	45	...	1	84	...	9	27	...	5	171	64	...
Totals	170	...	7	526	...	41	620	...	218	67	...	1,649	236	196
95 NORTH COLOMBIAN UNION CONFERENCE	19	58	...	2	3	...	404	149	...	635	...	127
96 Atlantic Colombian Conference	14	9	...	7	30	60
97 Caribbean Colombian Conference	13	3	...	14	24	54
98 Colombian Islands Mission	2	2	...	2	20	...	26
99 East Colombian Conference	37	27	...	17	3	...	140	8	...	232

Conference or Mission	Denominational Employees														Total Active Employees	Literature Evangelists (Self-employed)	Honorary/Emeritus Credentialed Employees												
	22a		22b		23a		23b		24		25a		25b					26a		26b		27		29			30	28	31
	Ministerial Credential	Commissioned Minister Credential	Commissioned Ministry of Teaching Credential		Administrative Ministries Credential		Missionary Credential		Ministerial License		Commissioned Minister License		Commissioned Ministry of Teaching License					Administrative Ministries License		Missionary License		All Other Employees Including Part Time and Casual							
FT	PT	FT	PT	FT	PT	FT	PT	FT	PT	FT	PT	FT	PT	FT	PT	FT	PT	FT	PT	C									

INTER-AMERICAN DIVISION (CONT'D)

NORTH COLOMBIAN UNION CONF (CONT'D)																												
100	Northeast Colombian Conference		19	10	...	2	78	2	...	111			
101	West Central Colombian Conference		27	8	...	3	108	146			
Totals		131	117	...	47	6	...	784	179	...	1,264	...	127	
NORTH MEXICAN UNION CONFERENCE																												
102	Baja California Conference		13	56	...	1	3	...	64	1	...	138	...	148	
103	Chihuahua Mexican Conference		28	43	...	13	6	...	51	141	86	...	
104	Gulf Mexican Conference		16	13	...	12	5	...	105	3	...	105	47	...	
105	North Tamaulipas Mexican Conference		12	3	...	10	7	...	61	18	...	111	28	...	
106	Northeast Mexican Conference		14	6	...	8	36	64	25	...	
107	Sinaloa Mexican Conference		37	37	...	14	4	...	107	199	108	...	
108	Sonora Mexican Conference		14	26	...	8	1	...	118	167	62	...	
109	West Mexican Conference		17	19	...	6	1	...	87	7	4	141	20	...	
110	Totals		14	6	...	15	7	...	67	109	37	...	
Totals		165	209	...	87	34	...	647	29	4	1,175	413	148	
PANAMA UNION MISSION																												
111	Atlantic Panama Mission		4	2	...	7	14	4	8	6	2	47	
112	Central Panama Conference		9	8	4	...	7	5	2	...	16	51	10	...	
113	Metropolitan Panama Conference		11	9	2	9	...	1	10	...	1	...	2	45	
114	Southeast Panama Mission		5	...	2	3	10	
115	West Panama Conference		21	69	44	...	20	30	7	191	
Totals		45	86	...	2	64	...	37	59	4	9	6	16	...	16	344	10	...	
PUERTO RICAN UNION CONFERENCE																												
117	East Puerto Rico Conference		14	...	5	...	21	39	...	2	19	...	750	850	...	56	
118	North Puerto Rico Conference		40	...	2	...	19	...	3	...	41	...	14	25	4	...	29	18	2	252	
119	South Puerto Rico Conference		15	...	1	...	20	...	2	...	10	...	5	2	4	...	35	92	
120	West Puerto Rico Conference		10	...	3	...	46	6	...	5	2	1	...	9	56	
121	Totals		33	...	16	...	177	...	5	...	139	...	41	34	37	...	951	18	2	1,532	...	56	
SOUTH CENTRAL AMERICAN UNION MISSION																												
122	Caribbean Costa Rica Mission		2	12	14	...	1	
123	Central Nicaragua Mission		5	8	4	...	8	3	...	4	32	
124	North Costa Rica Mission		14	4	...	5	23	
125	Northwestern Nicaragua Mission		3	14	...	7	10	7	41	
126	South Atlantic Nicaragua Mission		14	33	11	...	7	54	11	...	5	135	
127	South-Central Costa Rica Conference		9	1	...	6	6	22	
128	Totals		12	23	9	...	7	64	20	...	16	318	6	1	
SOUTH COLOMBIAN UNION CONFERENCE																												
129	Central Colombian Conference		6	2	3	...	5	16	...	11	
130	East Los Llanos Conference		11	1	...	2	1	...	9	1	1	26	
131	Pacific Colombian Conference		14	9	...	9	86	...	1	119	
132	South Bogota Conference		15	11	...	5	1	...	94	2	...	128	
133	South Colombian Conference		9	9	...	7	22	1	1	50	
134	Upper Magdalena Conference		23	4	...	8	3	...	50	3	...	91	
135	Totals		8	3	...	1	1	24	2	...	39
136	Totals		17	7	...	10	5	...	27	66	
Totals		103	46	...	42	14	1	317	9	3	535	...	11	
SOUTHEAST MEXICAN UNION MISSION																												
137	Campeche Mission		7	122	232	...	11	
138	Central Tabasco Conference		9	10	...	14	4	37	6	...	
139	East Tabasco Mission		20	21	...	13	7	61	7	...	
140	Mayab Conference		7	9	...	11	39	66	6	...	
141	Totals		8	23	...	16	34	81	9	...	

Conference or Mission	Denominational Employees														Total Active Employees	Literature Evangelists (Self-employed)	Honorary/Emeritus Credentialed Employees													
	22a		22b		23a		23b		24		25a		25b					26a		26b		27			29			30	28	31
	Ministerial Credential	Commissioned Minister Credential	Commissioned Ministry of Teaching Credential	Administrative Ministries Credential	Missionary Credential	Ministerial License	Commissioned Minister License	Commissioned Ministry of Teaching License	Administrative Ministries License	Missionary License	All Other Employees Including Part Time and Casual			FT				PT	C											

INTER-AMERICAN DIVISION (CONT'D)

SOUTHEAST MEXICAN UNION MISSION (CONT'D)																													
142 North Quintana Roo Conference	15									13		9															40		
143 South Quintana Roo Mission	8									8		10															58	9	
144 South Tabasco Conference	14									6		7															56	22	
Totals	88									212		80															631	59	11
WEST VENEZUELA UNION MISSION																													
145 WEST VENEZUELA UNION MISSION	16									46		2															450		27
146 Central Andean Venezuela Mission	6									1		3															11		
147 North Central Venezuela Conference	10									6		5															67		
148 Northwestern Venezuela Mission	6									3		3															39		
149 Southwest Venezuela Conference	16									5		10															133		
150 West Central Venezuela Conference	18									11		2															134		
151 West Los Llanos Venezuela Conference	11									8		5															164		
152 West Venezuela Conference	20									13		13															151	1	
153 Yaracuy Venezuela Mission	7									3		4															57		
Totals	110									96		47															1,206	1	27
INTER-AMERICAN DIVISION																													
154 INTER-AMERICAN DIVISION	48	16	165	1	321	1	49	1	81	851	173	1,658		57															
155 Atlantic Caribbean Union Mission	42	2	35		23	9	1	51	33		245		27																
156 Belize Union of Churches Mission	10		210		3	8		3	51		395	25	8																
157 Caribbean Union Conference	167	8	225	64	296	101	5	89	6	191	709	1,861	215	28															
158 Central Mexican Union Mission	54				69	43		14	94	4	278	178	13																
159 Chiapas Mexican Union Conference	150				192	132		112	32		618	33	8																
160 Cuban Union Conference	73				120	3	80		80	3	375		50																
161 Dominican Union Conference	130			20	471	90		171	972		1,854	18	139																
162 Dutch Caribbean Union Mission	15				5	2	5	2	3	164	13	6	8																
163 East Venezuela Union Mission	59				36	1	45		33	393	160	4																	
164 El Salvador Union Mission	45		122	3	23	55	74	33	120	4	479	54	16																
165 French Antilles-Guiana Union Conference	60	3			100	29		27	74	3	296	5	120																
166 Guatemala Union Mission	44		31	10	25	59	15	3	59		246	55	45																
167 Haitian Union Mission	247				155	145		48	681		1,276																		
168 Honduras Union Mission	35	2	83	9	33	33	9	8	299		519	31	35																
169 Inter-Oceanic Mexican Union Conference	133	17	25	11	77	109	5	1	49		442	6	10																
170 Jamaica Union Conference	170	7			526	41			620	218	67	1,649	236	196															
171 North Colombian Union Conference	131				117	47			6	784	179	1,264		127															
172 North Mexican Union Conference	165				209	87			34	647	29	4	1,175	413	148														
173 Panama Union Mission	45		86	2	64	37	59	4	9	6	16																		
174 Puerto Rican Union Conference	112	16	177	5	139	41	34		37	951	18	2	1,532		56														
175 South Central American Union Mission	59		64		55	40	64		20	16																			
176 South Colombian Union Conference	103				46	42			14	1	317	9	3	535		11													
177 Southeast Mexican Union Mission	88				212	80			251		631	59	11																
178 West Venezuela Union Mission	110				96	47			23	930		1,206	1	27															
DIVISION TOTALS	2,295	71	1,223	125	3,413	6	1,406	22	1	512	4	16	7	1,928	4	8,427	659	23	20,142	1,371	1,141								

INTER-EUROPEAN DIVISION

1 AUSTRIAN UNION OF CHURCHES CONF.	34	1	2							4	3			1							58	336	16	455	27	15	
2 BULGARIAN UNION OF CHURCHES CONF.	54						1			10		11	1								2			138			
3 CZECHO-SLOVAKIAN UNION CONF	6		4	1								2	6									15	12	21	67		57
4 Bohemian Conference	23		2									17	3									6	15		66	12	
5 Moravia-Silesian Conference	28											10	2									22	1		63	15	
6 Slovakian Conference	16											9	2									4			31	26	
Totals	73	6	1							36	5	10										47	28	21	227	53	57

Conference or Mission	Denominational Employees														27	29			30	28	31	
	22a		22b		23a		23b		24		25a		25b			26a		26b				
	Ministerial Credential	Commissioned Minister Credential	Commissioned Ministry of Teaching Credential	Administrative Ministries Credential	Missionary Credential	Ministerial License	Commissioned Minister License	Commissioned Ministry of Teaching License	Administrative Ministries License	Missionary License	All Other Employees Including Part Time and Casual			Total Active Employees		Literature Evange- lists (Self- employed)	Honorary/ Emeritus/ Cred- entialed Employees					
FT	PT	FT	PT	FT	PT	FT	PT	FT	PT	FT	PT	FT	PT	FT	PT	C	FT	PT	C			

INTER-EUROPEAN DIVISION (CONT'D)

7 FRANCO-BELGIAN UNION CONFERENCE	5	...	2	2	2	11	...	70	
8 Belgian-Luxembourg Conference	8	...	1	2	...	1	1	...	3	16	
9 North France Conference	36	6	...	11	7	...	2	62	
10 South France Conference	28	4	...	5	1	...	6	44	
Totals	77	...	3	14	...	17	11	...	11	133	...	70	
11 ITALIAN UNION OF CHURCHES CONF	50	...	10	...	2	32	14	15	...	4	21	5	153	3	65	
12 NORTH GERMAN UNION CONFERENCE	9	...	1	25	6	4	3	...	48	...	188	
13 Berlin-Central German Conference	53	10	...	8	4	1	...	1	33	110	
14 Hansa Conference	22	5	...	2	2	...	9	40	
15 Lower Saxonian Conference	26	5	...	4	1	...	1	2	2	...	41	
16 Northern Rhenish-Westfalian Conference	35	8	...	6	3	...	2	1	55	
Totals	145	...	1	53	...	20	4	13	4	13	36	5	...	294	...	188	
17 PORTUGUESE UN OF CHURCHES CONF	32	...	8	...	16	...	8	7	...	10	...	8	...	3	22	114	28	46
18 ROMANIAN UNION CONFERENCE	27	6	...	2	...	133	4	98	...	20	290	84	70	
19 Banat Conference	40	5	...	3	...	2	6	56	
20 Moldavia Conference	56	9	...	9	...	7	81	
21 Muntenia Conference	90	12	...	11	12	...	2	127	
22 North Transylvania Conference	30	5	...	5	...	4	1	45	
23 Oltenia Conference	53	9	...	5	4	71	
24 South Transylvania Conference	44	7	...	6	...	3	1	61	
Totals	340	6	...	2	...	180	...	39	...	16	...	4	115	...	29	731	84	70	
25 SOUTH GERMAN UNION CONFERENCE	3	1	9	...	8	3	10	1	...	1	10	...	46	...	112	
26 Baden-Wuerttemberg Conference	29	...	5	...	7	5	8	...	4	...	7	3	12	1	4	13	8	...	106	2	...	
27 Bavarian Conference	20	...	3	3	1	...	2	1	2	3	2	1	...	38	
28 Central Rhenish Conference	24	...	3	3	1	...	1	1	6	...	1	10	...	51	
Totals	73	...	14	1	7	5	23	2	15	5	15	...	1	...	3	12	1	...	10	2	7	16	29	241	2	112
29 SPANISH UNION OF CHURCHES CONF	52	...	10	...	45	28	...	20	...	4	...	17	25	...	74	47	42	364	22	65
30 SWISS UNION CONFERENCE	40
31 French-Italian Swiss Conference	10	...	1	2	1	4	5	23	
32 German Swiss Conference	16	...	2	...	1	2	3	9	3	...	1	...	1	1	9	3	...	51	21	...
Totals	26	...	3	...	1	2	5	10	7	...	1	...	1	6	9	3	...	74	21	40	
33 INTER-EUROPEAN DIVISION	28	...	17	...	39	...	13	...	210	...	36	...	2	...	16	26	...	73	460
34 Austrian Union of Churches Conference	34	1	2	4	3	1	58	336	16	...	455	27	15
35 Bulgarian Union of Churches Conference	54	1	...	10	...	11	1	2	...	59	138
36 Czecho-Slovakian Union Conference	73	...	6	1	36	...	5	10	47	28	21	...	227	53	57
37 Franco-Belgian Union Conference	77	...	3	14	...	17	11	133	...	70
38 Italian Union of Churches Conference	50	...	10	...	2	32	14	15	...	4	21	5	153	3	65
39 North German Union Conference	145	...	1	53	...	20	4	13	4	13	36	5	294	...	188
40 Portuguese Union of Churches Conference	32	...	8	...	16	...	8	7	...	10	...	8	3	22	114	28	46
41 Romanian Union Conference	340	6	...	2	...	180	...	39	...	16	...	4	115	...	29	731	84	70
42 South German Union Conference	73	...	14	1	7	5	23	2	15	5	15	...	1	...	3	12	1	...	10	2	7	16	29	241	2	112
43 Spanish Union of Churches Conference	52	...	10	...	45	28	...	20	...	4	...	17	25	...	74	47	42	364	22	65
44 Swiss Union Conference	26	...	3	...	1	2	5	10	7	...	1	6	9	3	...	74	21	40
DIVISION TOTALS	984	1	74	2	116	7	47	2	547	29	227	8	43	10	49	13	4	...	223	17	402	466	113	3,384	240	728

Conference or Mission	Denominational Employees																						Total Active Employees	Literature Evangelists (Self-employed)	Honorary/ Emeritus Credentialed Employees				
	22a		22b		23a		23b		24		25a		25b		26a		26b		27		29					30	28	31	
	FT	PT	FT	PT	FT	PT	FT	PT	FT	PT	FT	PT	FT	PT	FT	PT	FT	PT	FT	PT	C	FT				PT	C		

NORTH AMERICAN DIVISION

1 ATLANTIC UNION CONFERENCE	9				3		4		19	3					14			10	2	1	3			68		279
2 Bermuda Conference	8				15				12		1				3			6		11	3			59	14	
3 Greater New York Conference	66		1		47		16		22		10	3						3		6			174	27		
4 New York Conference	11				9		1		5		10				8		1	1	1	5	1	1	54			
5 Northeastern Conference	115	3	1		36				27		17	8			69	2		7	17	8	48		358			
6 Northern New England Conference	11	4	1		17		2		4		7	7			2			2	1	15	7	18	98			
7 Southern New England Conference	46	1			29		4		12		4		1		5		2	2			65	226	397			
Totals	266	8	3		156		27		101	3	49	18	1		87	16	3	31	21	46	127	245	1,208	41	279	
8 CANADA, SDA CHURCH IN	9		25		50				63				3		2			33		10	17		212		43	
9 Alberta Conference	44		8		37	5			13	4	37	5	1		21	4		9	4	191	5	20	408			
10 British Columbia Conference	37	1	5		28	26			11		19	1			5	6		3		116	268	54	580			
11 Manitoba-Saskatchewan Conference	14		3		7	1			3		12		2		5			3	1	543	32	1	627			
12 Maritime Conference of the SDA Church, Inc.	5	1	1		6				3		4				1					1			22			
13 Ontario Conference	112		14		41		5		21		26		1		25			4		253	22	15	539			
14 Quebec Conference	27		3		10				7		5				11			3	1				67			
15 SDA Church in Newfoundland and Labrador	2								4		5		1					2					14			
Totals	250	2	59		179	32	5		125	4	108	6	8		70	10		57	6	1,114	344	90	2,469		43	
16 COLUMBIA UNION CONFERENCE	35		2		36		33		70		4		1		11			26		16,041			16,259		168	
17 Allegheny East Conference	103		6		32		4		23		10	15			19			15		2			229			
18 Allegheny West Conference	28	1			7		1		3		4				6			3	1	2	15	10	81			
19 Chesapeake Conference	44	3	3		39		3		14		9	2	2	1	24			3	1	39	211	255	653			
20 Mountain View Conference	11		3				1		4	1	4				3			1		8			36			
21 New Jersey Conference of SDA, Inc.	33	3	1		11				8		1	1		1	12			7		2	59	19	158			
22 Ohio Conference	37	2			16		7		7	1	5	1	2	4	16			5		13	42	65	223			
23 Pennsylvania Conference	36				30		2		13		6		2		10		2	22		5	144	101	373			
24 Potomac Conference	89	2			37		12		21		23	3	1	3	48	1	8	16		122	346	14	746			
Totals	416	11	15		208		63		163	2	66	22	8	9	149	1	10	98	2	16,234	817	464	18,758		168	
25 LAKE UNION CONFERENCE	4						10		7									1	2	5,416		3	5,443		110	
26 Illinois Conference	38				26		4		6		10		1		4			7		20	4	76	196			
27 Indiana Conference	23	1			16		2		8	2	11				6		1	3		9	87	12	181			
28 Lake Region Conference	46	4			12		1		6	1	5	4	2		9		2	5	1	5	4		107			
29 Michigan Conference	86	10	2		49	2	8	9	23	13	24				5	1		5	5				571	813	16	
30 Wisconsin Conference	21	1		1	23		3		15		6				4			8					2	84		
Totals	218	16	2	1	126	2	28	9	65	16	56	4	3		28	1	3	29	8	5,450	95	664	6,824	16	110	
31 MID-AMERICA UNION CONFERENCE	13		1		2		6		106									2		8,101	90		8,321		89	
32 Central States Conference	20		2		2		2		6		3				2			1		2			40			
33 Dakota Conference	22				10		2		3		7				14			10	2				34	104		
34 Iowa-Missouri Conference	40	1			16		6		9		9				2			8	4	20	5		120			
35 Kansas-Nebraska Conference	30				1		2		42	8	26		2		12	2				14	9	51	199			
36 Minnesota Conference	25	4			20		1		7	4	4	8	2		6	4	1	8	10				313	417		
37 Rocky Mountain Conference	46				27				14		4		1		22	3		20		4	206	76	423			
Totals	196	5	3		78		19		187	12	53	8	5		58	9	1	49	16	8,141	310	474	9,624		89	
38 NORTH PACIFIC UNION CONFERENCE	20		4		101		35	1	105	3	1		1		30		2	98	3	2,294		29	2,727	6	286	
39 Alaska Conference	16				9		2		2	1	3				2			12			69		116			
40 Idaho Conference of SDA, Inc.	17				19		4		5		2				5		1	6		7	92	33	191			
41 Montana Conference	16	1			14		2		5	1	4				2		2	1		16	67	45	176			
42 Oregon Conference	93		2		116		15		16		14	2			14		9			79	483		843			
43 Upper Columbia Conference	66				62		17		11		7		1		38		3	25		6			236			
44 Washington Conference	70	3	51	2	42		16	3	9	4					12			6	3	29	15	178	443			
Totals	298	4	57	2	363		91	4	153	9	31	2	2		103		17	136	18	2,431	726	285	4,732	6	286	

Conference or Mission	Denominational Employees																									
	22a		22b		23a		23b		24		25a		25b		26a		26b		27		29			30	28	31
	Ministerial Credential		Commissioned Minister Credential		Commissioned Ministry of Teaching Credential		Administrative Ministries Credential		Missionary Credential		Ministerial License		Commissioned Minister License		Commissioned Ministry of Teaching License		Administrative Ministries License		Missionary License		All Other Employees Including Part Time and Casual			Total Active Employees	Literature Evangelists (Self-employed)	Honorary/Emeritus Credentialed Employees
FT	PT	FT	PT	FT	PT	FT	PT	FT	PT	FT	PT	FT	PT	FT	PT	FT	PT	FT	PT	FT	PT	C				

NORTH AMERICAN DIVISION (CONT'D)

45 PACIFIC UNION CONFERENCE	31	1	9	...	165	1	17	...	300	5	3	...	1	...	19	...	1	...	69	19	15,983	51	...	16,675	...	410
46 Arizona Conference	41	5	2	...	22	...	7	...	7	...	6	2	15	1	10	82	19	219	2	...
47 Central California Conference of SDA	78	5	6	...	124	3	14	...	54	48	44	24	4	1	15	...	2	...	32	60	23	83	16	636
48 Hawaii Conference	17	26	11	...	2	7	8	1	...	72
49 Nevada-Utah Conference	24	3	16	1	1	4	2	...	1	...	2	...	18	55	...	127
50 Northern California Conference of SDA	129	...	1	1	159	...	20	11	85	...	5	76	23	...	110	449	585	1,654
51 Southeastern California Conference	158	4	26	7	35	...	241	...	26	1	3	5	61	...	104	99	74	844
52 Southern California Conference	129	97	...	11	...	41	3	14	6	9	...	137	447
Totals	607	18	44	8	609	5	105	11	739	56	104	25	8	6	127	...	4	...	219	80	16,385	820	694	20,674	2	410
53 SOUTHERN UNION CONFERENCE	41	...	5	...	113	...	34	...	187	1	1	...	21	...	7	...	104	...	43,243	49	315	44,121	...	613
54 Carolina Conference	75	43	...	13	...	17	...	15	5	...	1	...	8	...	7	113	...	297
55 Florida Conference	177	...	28	...	139	...	10	...	38	...	28	...	8	...	86	...	6	...	30	...	883	28	...	1,461
56 Georgia-Cumberland Conference	123	...	4	...	130	...	21	...	38	...	14	23	...	5	...	14	...	620	992
57 Gulf States Conference	33	33	...	2	...	1	...	11	3	13	...	7	8	226	337
58 Kentucky-Tennessee Conference	41	...	1	...	40	21	...	4	7	4	...	19	243	...	380
59 South Atlantic Conference	74	41	16	4	18	3	4	129	...	289	18	...
60 South Central Conference	89	...	5	...	10	...	1	...	6	...	13	11	...	2	...	9	...	31	18	...	195
61 Southeastern Conference	93	40	...	5	...	16	16	...	16	...	1	112	15	314
Totals	746	...	43	...	589	...	86	...	340	5	103	...	25	...	175	...	22	...	186	...	44,810	700	556	48,386	18	613
62 SOUTHWESTERN UNION CONFERENCE	10	...	3	...	30	...	9	...	43	1	7	22	...	3,477	59	5	3,666	...	144
63 Arkansas-Louisiana Conference	40	1	1	...	24	12	...	6	4	2	...	16	35	21	162
64 Oklahoma Conference	35	1	7	...	1	...	5	...	4	1	1	...	7	5	5	7	79
65 Southwest Region Conference	48	7	12	1	7	15	5	4	...	99
66 Texas Conference	136	1	3	...	112	...	12	...	23	...	22	...	4	...	31	27	23	35	429
67 Texico Conference	21	2	11	8	...	10	3	9	11	2	...	74	14	165
Totals	290	5	7	...	191	...	22	...	103	2	49	4	5	...	73	72	30	3,535	172	40	4,600	...	144
68 ATTACHED FIELD																										
69 Guam-Micronesia Mission	10	113	...	7	110	...	208	448	...	10
70 NORTH AMERICAN DIVISION	227	...	18	...	68	...	51	3	308	3	32	...	7	...	8	...	7	...	129	3	118	67	28	1,077	...	1
71 Atlantic Union Conference	266	8	3	...	156	...	27	...	101	3	49	18	1	...	87	16	3	...	31	21	46	127	245	1,208	41	279
72 Canada, SDA Church in	250	2	59	...	179	32	5	...	125	4	108	6	8	...	70	10	57	6	1,114	344	90	2,469	...	43
73 Columbia Union Conference	416	11	15	...	208	...	63	...	163	2	66	22	8	9	149	1	10	...	98	2	16,234	817	464	18,758	...	168
74 Lake Union Conference	218	16	2	1	126	2	28	9	65	16	56	4	3	...	28	1	3	...	29	8	5,450	95	664	6,824	16	110
75 Mid-America Union Conference	196	5	3	...	78	...	19	...	187	12	53	8	5	...	58	9	1	...	49	16	8,141	310	474	9,624	...	89
76 North Pacific Union Conference	298	4	57	2	363	...	91	4	153	9	31	2	2	...	103	...	17	...	136	18	2,431	726	285	4,732	6	286
77 Pacific Union Conference	607	18	44	8	609	5	105	11	739	56	104	25	8	6	127	...	4	...	219	80	16,385	820	694	20,674	2	410
78 Southern Union Conference	746	...	43	...	589	...	86	...	340	5	103	...	25	...	175	...	22	...	186	...	44,810	700	556	48,386	18	613
79 Southwestern Union Conference	290	5	7	...	191	...	22	...	103	2	49	4	5	...	73	72	30	3,535	172	40	4,600	...	144
80 Attached Field	10	113	...	7	110	...	208	448	...	10
DIVISION TOTALS	3,524	69	251	11	2,567	39	497	27	2,397	112	658	89	72	15	878	37	67	...	1,116	184	98,472	4,178	3,540	118,800	83	2,153

NORTHERN ASIA-PACIFIC DIVISION

1 CHINESE UNION MISSION	17	41	...	7	141	...	1,075	47	199	1,527	...	5
2 China	118	4,068	4,186
3 Hong Kong-Macao Conference	13	18	...	28	127	...	198	384
Totals	148	59	...	35	4,336	...	1,273	47	199	6,097	...	5

Conference or Mission	Denominational Employees														Total Active Employees	Literature Evangelists (Self-employed)	Honorary/Emeritus Credentialed Employees													
	22a		22b		23a		23b		24		25a		25b					26a		26b		27			29			30	28	31
	Ministerial Credential		Commissioned Minister Credential		Commissioned Ministry of Teaching Credential		Administrative Ministries Credential		Missionary Credential		Ministerial License		Commissioned Minister License					Commissioned Ministry of Teaching License		Administrative Ministries License		Missionary License		All Other Employees Including Part Time and Casual						
FT	PT	FT	PT	FT	PT	FT	PT	FT	PT	FT	PT	FT	PT	FT	PT	FT	PT	FT	PT	C										

NORTHERN ASIA-PACIFIC DIVISION (CONT'D)

4 JAPAN UNION CONFERENCE	16				117					367		3				15				68		958	737		2,281			79
5 East Japan Conference	28									2		8														38	111	
6 Okinawa Mission	6											1														8	19	
7 West Japan Conference	12									5		7															24	67
Totals	62				117					374		19				15				68		958	738		2,351	197		79
8 KOREAN UNION CONFERENCE	139									140		3								877		1,069			2,228			284
9 East Central Korean Conference	184									49		24								154		66			477	34		
10 Middlewest Korean Conference	102									27		7								45		20			201	13		
11 North Korean Mission																												
12 Southeast Korean Conference	86									11		6								19		24			146	8		
13 Southwest Korean Conference	76									16		12								44		21			169	12		
14 West Central Korean Conference	186									44		20								67		13			330	20		
15 Jeju Attached Region	5											1										1			7			
Totals	778									287		73							1,206		1,214				3,558	87		284
16 ATTACHED FIELDS																												
17 Mongolia Mission	11	1								9		7							1		4	1	30	2		66	25	
18 Taiwan Conference	50									2		27	2							39		7			127	25		
Totals	61	1								11		34	2						1		43	1	37	2		193	50	
19 NORTHERN ASIA-PACIFIC DIVISION	24	3	1		7		14			93	1	5				11		4	1	21	1	973	54	123	1,336			
20 Chinese Union Mission	148									59		35								4,336		1,273	47	199	6,097			5
21 Japan Union Conference	62				117					374		19				15				68		958	738		2,351	197		79
22 Korean Union Conference	778									287		73								1,206		1,214			3,558	87		284
23 Attached Fields	61	1								11		34	2						1		43	1	37	2		193	50	
DIVISION TOTALS	1,073	4	1		124		14			824	1	166	2			26		5	1	5,674	2	4,455	841	322	13,535	334		368

SOUTH AMERICAN DIVISION

1 ARGENTINA UNION CONFERENCE	41									127		12										40		2,062			2,282			45
2 Buenos Aires Conference	58									31		7										5		371			472	47		
3 Central Argentine Conference	38									8		13										2		338			399	6		
4 Central West Argentine Mission	15									2		10												87			114	20		
5 North Argentine Conference	32									28		15								2		667			744	50				
6 Northwest Argentine Mission	14									6		6												102			128	2		
7 South Argentine Conference	18									18		11												342			389	32		
Totals	216									220		74								49		3,969			4,528	157		45		
8 BOLIVIA UNION MISSION	18									6		4								8		221			257			4		
9 Central Bolivia Mission	20									5		21								2		234			282	54				
10 East Bolivia Mission	24									7		26								4		333			394	42				
11 West Bolivia Mission	33									2		33								5		452			525	43				
Totals	95									20		84								19		1,240			1,458	139		4		
12 CENTRAL BRAZIL UNION CONFERENCE	37									116		3								64		1,785			2,005			171		
13 Central Sao Paulo Conference	52									27		12								19		499			609	70				
14 East Sao Paulo Conference	53									37		17								10		434			551	36				
15 Sao Paulo Conference	74									48		22								19		1,530			1,693	92				
16 Sao Paulo Valley Conference	46									22		16								24		726			834	52				
17 South Sao Paulo Conference	64									29		10								21		1,002			1,126	49				
18 Southeast Sao Paulo Conference	39									15		16								17		865			952	33				
19 Southwest Sao Paulo Conference	50									25		10								8		395			488	29				
20 West Sao Paulo Conference	56									21		9								18		854			958	90				
Totals	471									340		115								200		8,090			9,216	451		171		

Conference or Mission	Denominational Employees														Total Active Employees	Literature Evangelists (Self-employed)	Honorary/Emeritus/Credentialed Employees													
	22a		22b		23a		23b		24		25a		25b					26a		26b		27			29			30	28	31
	Ministerial Credential	Commissioned Minister Credential	Commissioned Ministry of Teaching Credential		Administrative Ministries Credential		Missionary Credential		Ministerial License	Commissioned Minister License	Commissioned Ministry of Teaching License		Administrative Ministries License					Missionary License		All Other Employees Including Part Time and Casual			FT	PT	C					

SOUTH AMERICAN DIVISION (CONT'D)

21 CHILE UNION MISSION	27	31	26	...	661	745	...	32
22 Central Chile Mission	13	2	...	8	7	...	150	180
23 Central South Chile Conference	30	18	...	15	21	...	541	625	2	...
24 Metropolitan Chile Conference	33	9	...	4	7	...	211	264
25 North Chile Mission	21	3	...	8	12	...	361	405	25	...
26 Pacific Chile Mission	25	9	...	5	7	...	233	279
27 South Austral Chile Conference	27	20	...	10	8	...	491	556	1	...
28 South Metropolitan Chile Mission	18	5	...	5	5	...	223	256
Totals	194	97	...	55	93	...	2,871	3,310	28	32	
29 EAST BRAZIL UNION MISSION	27	13	37	...	464	541	...	13
30 Bahia Conference	53	12	...	14	9	...	709	797	22	...
31 Central Bahia Conference	28	2	...	18	4	...	195	247	8	...
32 North Bahia Mission	26	1	...	15	2	...	145	189	31	...
33 Sergipe Mission	18	11	...	15	5	...	23	72	42	...
34 South Bahia Conference	44	3	...	13	4	...	195	259	26	...
35 Southwest Bahia Mission	39	2	...	14	3	...	192	250	30	...
Totals	235	44	...	89	64	...	1,923	2,355	159	13	
36 ECUADOR UNION MISSION	6	7	...	1	7	...	207	228
37 North Ecuador Mission	21	3	...	21	1	...	130	176	28	...
38 South Ecuador Mission	28	3	...	17	3	...	230	281	14	...
Totals	55	13	...	39	11	...	567	685	42	...	
39 NORTH BRAZIL UNION MISSION	20	12	...	2	23	...	1,508	1,565	...	5
40 Maranhao Conference	61	2	...	28	6	...	728	825	52	...
41 North Para Conference	51	27	504	582	19	...
42 South Maranhao Mission	16	2	...	24	7	...	163	212	9	...
43 South Para Conference	28	2	...	22	6	...	326	384	10	...
44 West Para Mission	14	1	...	16	7	...	143	181	72	...
Totals	190	19	...	119	49	...	3,372	3,749	162	5	
45 NORTH PERU UNION MISSION	54	91	...	15	42	...	1,989	2,191	...	52
46 East Central Peru Conference	33	8	...	11	3	...	145	200	46	...
47 North Pacific Conference	46	6	...	14	5	...	127	198	10	...
48 North Peru Mission	40	4	...	23	4	...	201	272	39	...
49 Northeast Peru Mission	21	6	...	19	2	...	123	171	19	...
50 West Central Peru Mission	31	5	...	19	3	...	151	209	20	...
Totals	225	120	...	101	59	...	2,736	3,241	134	52	
51 NORTHEAST BRAZIL UNION MISSION	8	3	17	...	149	177	...	13
52 Alagoas Mission	25	6	...	8	2	...	199	240	19	...
53 Central Pernambuco Conference	33	2	...	18	7	...	131	191	30	...
54 North Coast Conference	43	21	9	...	154	227	20	...
55 Northeast Brazil Mission	31	4	...	15	3	...	105	158	32	...
56 Pernambuco Conference	39	1	...	9	3	...	265	317	24	...
Totals	179	16	...	71	41	...	1,003	1,310	125	13	
57 NORTHWEST BRAZIL UNION MISSION	11	5	...	1	13	...	25	55	...	8
58 Amazonas-Roraima Conference	44	4	...	26	8	...	379	461	28	...
59 Central Amazon Conference	44	6	...	17	8	...	387	462	52	...
60 South Rondonia Conference	32	3	...	8	6	...	305	354	12	...
61 West Amazon Conference	30	4	...	24	5	...	275	338	21	...
Totals	161	22	...	76	40	...	1,371	1,670	113	8	

Conference or Mission	Denominational Employees																									
	22a		22b		23a		23b		24		25a		25b		26a		26b		27		29			30	28	31
	Ministerial Credential		Commissioned Minister Credential		Commissioned Ministry of Teaching Credential		Administrative Ministries Credential		Missionary Credential		Ministerial License		Commissioned Minister License		Commissioned Ministry of Teaching License		Administrative Ministries License		Missionary License		All Other Employees Including Part Time and Casual			Total Active Employees	Literature Evangelists (Self-employed)	Honorary/Emeritus Credentialed Employees
FT	PT	FT	PT	FT	PT	FT	PT	FT	PT	FT	PT	FT	PT	FT	PT	FT	PT	FT	PT	C						

SOUTH AMERICAN DIVISION (CONT'D)

62 PARAGUAY UNION OF CHURCHES MISS...	27									22		9												400		11	
63 SOUTH BRAZIL UNION CONFERENCE	20									10		1									24		314		369		144
64 Central Parana Conference	53									6		10									11		571		651		12
65 Central Rio Grande do Sul Conference	42									8		19									11		490		570		15
66 North Parana Conference	49									3		10									6		439		507		11
67 North Santa Catarina Conference	36									5		15									9		384		449		35
68 Rio Grande do Sul Conference	53									14		17									6		836		926		45
69 Santa Catarina Conference	41									3		16									6		549		615		19
70 South Parana Conference	40									4		10									9		672		735		5
71 West Parana Mission	21									3		12									3		386		425		19
72 Western Rio Grande do Sul Mission	25									1		8									3		213		250		23
Totals	380									57		118									88		4,854		5,497		184
73 SOUTH PERU UNION MISSION	13									38		2									19		1,393		1,465		7
74 Central Andina Mission	13									1		19									4		116		153		27
75 Central Peru Conference	50									15		17									6		311		399		
76 East Peru Mission	13									4		24									5		137		183		50
77 Lake Titicaca Mission	23									4		24									6		189		246		58
78 South Peru Mission	23									6		29									5		282		345		51
79 Southeast Peru Mission	19									5		16									10		245		295		36
Totals	154									73		131									55		2,673		3,086		222
80 SOUTHEAST BRAZIL UNION CONFERENCE	17									41		2									20		1,379		1,459		80
81 Central Minas Conference	45									1		15											224		285		25
82 East Minas Conference	25									8		12											237		282		
83 Espirito Santo Conference	40									2		11									10		291		354		12
84 North Minas Mission	19									3		7									1		113		143		11
85 Rio de Janeiro Conference	35									11		6									7		402		461		31
86 Rio Fluminense Conference	40									10		10									6		345		411		29
87 South Espirito Santo Conference										29											7		194		230		18
88 South Minas Conference	32									4		10									4		112		162		7
89 South Rio Conference	50									10		9									7		602		678		20
Totals	303									119		82									62		3,899		4,465		153
90 URUGUAY UNION OF CHURCHES MISSION	25									5		5									3		195		233		30
91 WEST CENTRAL BRAZIL UNION MISSION	10									8		2									17		759		796		35
92 Central Brazil Conference	45									9		12									6		377		449		45
93 Central Planalto Conference	64									15		18									14		799		910		32
94 Mato Grosso Conference	44									8		27									11		498		588		22
95 South Mato Grosso Conference	52									16		12									6		221		307		44
96 Tocantins Mission	21									1		7									5		274		308		10
Totals	236									57		78									59		2,928		3,358		153
97 SOUTH AMERICAN DIVISION	70									158		3									115		2,373		2,719		
98 Argentina Union Conference	216									220		74									49		3,969		4,528		157
99 Bolivia Union Mission	95									20		84									19		1,240		1,458		139
100 Central Brazil Union Conference	471									340		115									200		8,090		9,216		451
101 Chile Union Mission	194									97		55									93		2,871		3,310		28
102 East Brazil Union Mission	235									44		89									64		1,923		2,355		159
103 Ecuador Union Mission	55									13		39									11		567		685		42
104 North Brazil Union Mission	190									19		119									49		3,372		3,749		162
105 North Peru Union Mission	225									120		101									59		2,736		3,241		134
106 Northeast Brazil Union Mission	179									16		71									41		1,003		1,310		125

Conference or Mission	Denominational Employees														Total Active Employees	Literature Evangelists (Self-employed)	Honorary/Emeritus Credentialed Employees													
	22a		22b		23a		23b		24		25a		25b					26a		26b		27			29			30	28	31
	Ministerial Credential	Commissioned Minister Credential	Commissioned Ministry of Teaching Credential		Administrative Ministries Credential		Missionary Credential		Ministerial License	Commissioned Minister License	Commissioned Ministry of Teaching License		Administrative Ministries License					Missionary License		All Other Employees Including Part Time and Casual			FT	PT	C					
FT	PT	FT	PT	FT	PT	FT	PT	FT	PT	FT	PT	FT	PT	FT	PT	FT	PT	FT	PT	C										

SOUTH AMERICAN DIVISION (CONT'D)

107 Northwest Brazil Union Mission	161									22		76									40		1,371			1,670	113	8
108 Paraguay Union of Churches Mission	27									22		9									21		321			400		11
109 South Brazil Union Conference	380									57		118									88		4,854			5,497	184	144
110 South Peru Union Mission	154									73		131									55		2,673			3,086	222	7
111 Southeast Brazil Union Conference	303									119		82									62		3,899			4,465	153	80
112 Uruguay Union of Churches Mission	25									5		5									3		195			233	30	1
113 West Central Brazil Union Mission	236									57		78									59		2,928			3,358	153	35
DIVISION TOTALS	3,216									1,402		1,249									1,028		44,385			51,280	2,252	621

SOUTH PACIFIC DIVISION

1 AUSTRALIAN UNION CONFERENCE	13				3	1	7	1	22	7											19	5	3	6		87		271
2 Greater Sydney Conference	50				79	16	11	1			7	1	1		51	26		13			4	2	73	234	206	775		
3 North New South Wales Conference	52	2	2	2	191	54	17	1	16	15	13				48	13					18		85	301	392	1,222		
4 Northern Australian Conference	10				6		2				4				8	1					8	3	8	1	40	91		
5 South Australian Conference	16				37	9			1	2	4				7	7	1				1	1	5	66	67	224		
6 South New South Wales Conference	12						2		3		5		1		10						2		10	10	19	74		
7 South Queensland Conference	59	2	1		96	15	26		16	1	7		3		58	9	10				10	6	121	243	293	976		
8 Tasmanian Conference	7				5						2				4						6	3	2	11		40		
9 Victorian Conference	41	3	4		60	25	3	2	13	5	6	1	2	3	39	16	1	1			5	2	43	288	172	735		
10 Western Australian Conference	28		1		28	6	2		5	3	9	1	1		8	5					7		23	128	38	293		
Totals	288	7	8	2	505	126	70	5	76	33	57	3	8	3	233	77	12	14			80	22	373	1,288	1,227	4,517		271
11 NEW ZEALAND PACIFIC UNION CONF	3				2		4		8												3		3			25		34
12 Cook Islands Mission	5		1		9				2						2						1		10			30		
13 French Polynesia Mission	8				10		1		19		4				1						1		5			49	14	
14 New Caledonia Mission	4								1		2															7	1	
15 North New Zealand Conference	41		1				5		3		11		1													73	8	
16 South New Zealand Conference	5				8		1		2		7		1		7						1		7			39		
17 Pitcairn Island Attached Church																												
Totals	66		2		29		10	1	35		24		2		10		8				11		25			223	23	34
18 PAPUA NEW GUINEA UNION MISSION	8		2		3				22												34					69		9
19 Bougainville Mission	6				55						6				20						9					96	3	
20 Central Papua Conference	32		32		115		8		27	1					24						55				2	296	104	
21 Eastern Highlands Simbu Mission	42		6		50		8				84		2		18						11					221	20	
22 Madang Manus Mission	16		4		27		2		1				12		98						5					165	21	
23 Morobe Mission	34		2		14		3		4		43		1		30						7					138	57	
24 New Britain New Ireland Mission	22				59		2		10		35		2		49											179	37	
25 North East Papua Mission	10		1		15						23		2		31						6					88	44	
26 Sepik Mission	14		8		35		2		38	10	6		14		45		1				39		3	1		216	11	
27 South West Papua Mission	6				4				1		11				15						2					39	4	
28 Western Highlands Mission	75		1		2				4		124		2		151						28					387	17	
Totals	265		56		379		25		107	11	332		35		481		1				196		3	1	2	1,894	318	9
29 TRANS PACIFIC UNION MISSION	13				5		13		20		14				7								1	2		75		120
30 Fiji Mission	29		3				2		6		18		20				3				6		2	3		92	32	
31 Kiribati Mission	6				6				1				5	10							7		4			39		
32 Samoas-Tokelau Mission	22				18				2		19				13	20					1		24	3		122		
33 Solomon Islands Mission	45		7		410						55				47						337					901	50	
34 Tonga Mission	8		1		24		3				1		3		6		1				6		14			67		
35 Vanuatu Mission	20		1		31				10		12		3		40						27		99			243		

Conference or Mission	Denominational Employees																							Total Active Employees	Literature Evangelists (Self-employed)	Honorary/Emeritus Credentialed Employees			
	22a		22b		23a		23b		24		25a		25b		26a		26b		27		29						30	28	31
	Ministerial Credential	Commissioned Minister Credential	Commissioned Ministry of Teaching Credential	Administrative Ministries Credential	Missionary Credential	Ministerial License	Commissioned Minister License	Commissioned Ministry of Teaching License	Administrative Ministries License	Missionary License	All Other Employees Including Part Time and Casual			Total Active Employees	Literature Evangelists (Self-employed)	Honorary/Emeritus Credentialed Employees													
FT	PT	FT	PT	FT	PT	FT	PT	FT	PT	FT	PT	FT	PT	FT	PT	FT	PT	FT	PT	C									

SOUTH PACIFIC DIVISION (CONT'D)

TRANS PACIFIC UNION MISSION (CONT'D)																											
36 Niue Attached Church	1																								1		
37 Tuvalu Attached District	1													4						1					6		
Totals	145		12		494		18		39		119		31	10	117	20	4		385		144	8		1,546	82	120	
<i>Note—Statistics for Nauru Attached Church are on the Trans Pacific Union row.</i>																											
38 SOUTH PACIFIC DIVISION	48	3	10		114	2	19		135	15	3			3	1				101	28	1,924	1,184	964	4,554			5
39 Australian Union Conference	288	7	8	2	505	126	70	5	76	33	57	3	8	3	233	77	12	14	80	22	373	1,288	1,227	4,517			271
40 New Zealand Pacific Union Conference	66		2		29		10	1	35		24		2		10		8		11		25			223	23	34	
41 Papua New Guinea Union Mission	265		56		379		25		107	11	332		35		481		1		196		3	1	2	1,894	318	9	
42 Trans Pacific Union Mission	145		12		494		18		39		119		31	10	117	20	4		385		144	8		1,546	82	120	
DIVISION TOTALS	812	10	88	2	1,521	128	142	6	392	59	535	3	76	13	844	98	25	14	773	50	2,469	2,481	2,193	12,734	423	439	

SOUTHERN AFRICA-INDIAN OCEAN DIVISION

1 BOTSWANA UNION CONFERENCE	4		1				1		8		1										2	4		21		17
2 North Botswana Conference	7				4						10			2		6			4		59			92	322	
3 South Botswana Conference	15						2		4		16		12				1		1		70			121	308	
Totals	26		1		4		3		12		27		14		6		1		5		131	4		234	630	17
4 INDIAN OCEAN UNION CONFERENCE	9		3				3		37				4						11		48	15	14	144		53
5 Antsiranana Mission	18		2		1		2		3		8								2			3		39	27	
6 Central Malagasy Conference	52		4		56		3		29		31		7		16		2		8		13			221	138	
7 Mahajanga Mission	9		1		13		3		9		11				3				3		11	1		64	11	
8 Mauritius Conference	12		2						5		5						2		4			1	1	32	41	
9 Reunion Conference	6						1		2		2										2	2		15	3	
10 Seychelles Mission	2							1	1		4								1		1	1	1	12	21	
11 South Malagasy Mission	26		1		17		1		9		12		1		1				4		11			83	25	
Totals	134		13		87		13		95	1	73		12		20		4		33		86	23	16	610	266	53
12 MALAWI UNION CONFERENCE	10				51				351		12				38				199		468	79		1,208		12
13 Central Malawi Conference	57				29				18		11				17				17			1		150	176	
14 North Malawi Field	32								8		9								5					55	120	
15 South Malawi Field	70				28				14		3				16				4			1		136	312	
Totals	169				108				391		35				71				225		468	82		1,549	608	12
16 MOZAMBIQUE UNION MISSION	8				2		8		7				1		3				2		4	1		36		31
17 Central Mission	17		5		2		1				1		3		11		5		3		24			72		
18 North Mission	12		1						12		1		3						5					34	1	
19 North-East Mission	8		3						1				2						1					15	3	
20 South Mission	16		1				2		8		1		2		33				8		18			89	24	
Totals	61		10		4		11		28		3		11		47		5		19		46	1		246	28	31
21 NORTH-EASTERN ANGOLA UN MISSION	9						1		12								2	1	12					37		24
22 East Association Mission	13						1		2		15				10				2			5		48		
23 North Association Mission	23		1				9		14		31						1		10			1	12	102		
Totals	45		1				11		28		46				10		3	1	24			6	12	187		24
24 NORTHERN ZAMBIA UNION CONFERENCE	6		2						13		1								5					27		16
25 Central Zambia Conference	21								16		18								6					61	50	
26 Copperbelt Zambia Conference	27								11										5		2			45	241	
27 Luapula Zambia Field	9								4		6								2		13		2	36	64	
28 North Zambia Field	7								9		7								5					28	102	
Totals	70		2						53		32								23		15		2	197	457	16

Conference or Mission	Denominational Employees														Total Active Employees	Literature Evangelists (Self-employed)	Honorary/Emeritus Credentialed Employees															
	1		22a		22b		23a		23b		24		25a					25b		26a		26b		27			29			30	28	31
	Conference or Mission		Ministerial Credential		Commissioned Minister Credential		Commissioned Ministry of Teaching Credential		Administrative Ministries Credential		Missionary Credential		Ministerial License					Commissioned Minister License		Commissioned Ministry of Teaching License		Administrative Ministries License		Missionary License			All Other Employees Including Part Time and Casual					
FT	PT	FT	PT	FT	PT	FT	PT	FT	PT	FT	PT	FT	PT	FT	PT	FT	PT	FT	PT	FT	PT	C										

SOUTHERN AFRICA-INDIAN OCEAN DIVISION (CONT'D)

29 SOUTHERN AFRICA UNION CONFERENCE	20	...	7	...	19	...	9	...	132	1	1	...	8	...	7	...	84	...	158	4	2	452	...	118		
30 Cape Conference	59	...	5	...	81	51	...	32	...	4	4	15	...	26	...	80	357	109	...		
31 KwaZulu Natal-Free State Conference	26	...	3	...	6	17	...	25	...	2	...	4	...	11	94	42	...		
32 Lesotho Conference	9	...	1	...	1	2	...	3	2	...	119	...	3	140	33	...		
33 Namibia Conference	9	2	...	14	...	1	...	5	...	16	47	72	...		
34 Northern Conference	39	...	3	...	33	...	4	...	33	...	23	13	3	53	...	236	440	150	...		
35 Swaziland Conference	5	...	2	1	...	3	...	5	1	3	20	27	...		
36 Trans-Orange Conference	35	...	1	17	...	43	13	...	8	5	...	122	90	...		
Totals	202	...	22	...	140	...	14	...	257	1	146	...	7	4	45	...	11	...	208	...	521	89	5	1,672	523	118
37 SOUTHERN ZAMBIA UNION CONFERENCE	17	...	3	...	27	...	7	...	116	7	...	2	...	22	201	...	18		
38 East Zambia Field	9	6	...	6	23	44	60	...		
39 Lusaka Conference	25	...	1	12	...	14	4	...	6	62	283	...		
40 South Zambia Conference	24	17	...	12	4	57	404	...		
41 West Zambia Field	10	9	...	8	2	29	108	...		
Totals	85	...	4	...	27	...	7	...	160	...	40	7	2	32	...	29	393	855	18		
42 SOUTH-WESTERN ANGOLA UN MISSION	16	...	2	40	...	4	20	82	...	151		
43 Central Association Mission	85	...	1	38	...	29	4	157		
44 South Association Mission	40	19	...	9	68		
Totals	141	...	3	97	...	42	24	307	...	151		
45 ZIMBABWE UNION CONFERENCE	16	...	1	83	106	...	47	3	...	256	...	23		
46 Central Zimbabwe Conference	24	10	...	11	4	...	57	49	...	155	44	...		
47 East Zimbabwe Conference	25	24	...	9	4	...	63	125	210	...		
48 North Zimbabwe Conference	26	14	...	11	2	...	3	...	4	60	159	...		
49 North-West Zimbabwe Conference	17	5	...	9	3	...	5	...	1	40	4	...		
50 South Zimbabwe Conference	18	1	...	8	...	12	1	3	...	54	...	6	103	70	...		
51 West Zimbabwe Conference	23	11	...	12	4	...	64	57	...	171	45	...		
Totals	149	...	1	1	...	155	...	64	1	126	...	293	109	11	910	532	23		
52 ATTACHED FIELD		
53 Sao Tome and Principe Mission	6	7	3	...	1	17	16	...		
54 SOUTHERN AFRICA-INDIAN OCEAN DIV	18	...	5	...	1	30	16	2	72		
55 Botswana Union Conference	26	...	1	...	4	...	3	...	12	...	27	...	14	...	6	...	5	...	131	4	...	234	630	17		
56 Indian Ocean Union Conference	134	...	13	...	87	...	13	...	95	1	73	...	12	...	20	...	33	...	86	23	16	610	266	53		
57 Malawi Union Conference	169	108	391	...	35	71	...	225	...	468	82	...	1,549	608	12		
58 Mozambique Union Mission	61	...	10	...	4	...	11	...	28	...	3	...	11	...	47	...	19	...	46	1	...	246	28	31		
59 North-Eastern Angola Union Mission	45	...	1	11	...	28	...	46	10	3	24	6	12	187	...	24		
60 Northern Zambia Union Conference	70	...	2	53	...	32	23	...	15	...	2	197	457	16		
61 Southern Africa Union Conference	202	...	22	...	140	...	14	...	257	1	146	...	7	4	45	...	11	...	208	521	89	1,672	523	118		
62 Southern Zambia Union Conference	85	...	4	...	27	...	7	...	160	...	40	7	...	2	...	32	...	29	393	855	18		
63 South-Western Angola Union Mission	141	...	3	97	...	42	24	307	...	151		
64 Zimbabwe Union Conference	149	...	1	155	...	64	1	...	126	293	109	910	532	23		
65 Attached Field	6	7	3	...	1	17	16	...		
DIVISION TOTALS	1,106	...	62	...	371	...	60	...	1,313	2	508	...	44	4	206	...	27	1	738	...	1,590	314	48	6,394	3,915	463

SOUTHERN ASIA DIVISION

1 EAST-CENTRAL INDIA UNION SECTION	9	2	...	1	242	...	60	314	...	43
2 Adilabad Region	1	3	4
3 Guntur Region	7	1	4	...	8	20	2	...
4 Hyderabad Metro Section	6	1	7	...	4	18	1	...
5 North Andhra Section	25	1	16	...	14	56	14	...

Conference or Mission	Denominational Employees															Total Active Employees	Literature Evangelists (Self-employed)	Honorary/Emeritus Credentialed Employees												
	22a		22b		23a		23b		24		25a		25b		26a				26b		27			29			30	28	31	
	Ministerial Credential	Commissioned Minister Credential	Commissioned Ministry of Teaching Credential	Administrative Ministries Credential	Missionary Credential	Ministerial License	Commissioned Minister License	Commissioned Ministry of Teaching License	Administrative Ministries License	Missionary License	All Other Employees Including Part Time and Casual	FT	PT	C																

SOUTHERN ASIA DIVISION (CONT'D)

EAST-CENTRAL INDIA UNION SECTION (CONT'D)																											
6	North Orissa Region	3	2	5
7	North Rayalaseema Section	5	11	...	2	18	2	...
8	Northeast Andhra Section	5	3	...	5	13	5	...
9	Northwest Andhra Section	9	7	...	6	22	3	...
10	Orissa Section	7	1	3	...	3	14	9	...
11	South Andhra Section	22	17	...	25	64	26	...
12	South Rayalaseema Section	5	7	...	1	13
13	Southeast Andhra Section	18	6	...	4	28	8	...
14	Vishaka Metro Region	4	3	...	1	8	3	...
15	West Andhra Section	6	8	...	3	17	5	...
Totals		132	4	...	3	339	...	136	614	78	43
NORTHEAST INDIA UNION SECTION																											
17	Arunachal Pradesh Region	9	43	11	...	5	108	29	...	51	256	...	20
18	Assam Region	5	2	...	3	1	...	1	...	10	4	...
19	Garo Section	7	2	2	...	2	7	3	...	22	45	8	...
20	Khasi Jaintia Conference	4	5	...	12	6	...	2	29	11	...
21	Manipur Conference	12	1	5	6	...	11	35	8	...
22	Mizo Conference	1	30	...	28	1	27	...	4	91	5	...
23	Nagaland Region	3	1	4	2	...	7	17	4	...
Totals		41	46	55	...	51	120	74	...	110	497	42	20
NORTHERN INDIA UNION SECTION																											
24	Bihar Region	4	273	...	237	514	...	35
25	Chhattisgarh Region	1	5	...	2	8
26	Delhi Metro Region	2	3	...	1	6	2	...
27	Delhi Metro Region	4	3	7	12	...
28	Eastern Jharkhand Section	3	7	10	15	...
29	Eastern Uttar Pradesh Region	1	7	...	1	9	13	...
30	Haryana Region	1	10	11	13	...
31	Himachal Pradesh Region	3	3	...	1	7
32	Madhya Bharat Section	5	19	...	1	25	8	...
33	North Bengal Section	9	2	7	...	1	19	8	...
34	North India Section	8	13	...	4	25	20	...
35	South Bengal Section	4	16	...	3	23
36	Upper Ganges Section	5	11	...	2	18	18	...
37	Western Jharkhand Section	5	13	...	4	22	19	...
38	Western Uttar Pradesh Region	5	8	...	1	9	17	...
Totals		55	2	398	...	258	713	145	35
SOUTH-CENTRAL INDIA UNION SECTION																											
39	Bangalore Metro Conference	6	16	99	...	372	493	...	20
40	Goa-West Karnataka Section	22	6	...	22	50	19	...
41	Kolar-Chinthamani Region	9	1	1	...	11	22	6	...
42	North Karnataka Section	1	1	...	6	8	9	...
43	Raichur-Bellary Region	8	1	16	25	10	...
44	South Karnataka Section	6	9	15	7	...	
45	Totals	5	1	10	16	9	...
Totals		57	19	107	...	446	629	60	20
SOUTHEAST INDIA UNION SECTION																											
46	Chennai Metro Section	6	48	...	3	647	...	340	1	...	1,045	...	46
47	Coimbatore Tirupur Region	23	3	...	7	5	...	4	2	...	44	3	...
48	Dharmapuri Region	5	1	1	7
49	Erode Nilgiris Section	7	1	5	...	4	17
50	Kancheepuram-Chengalpet Section	7	2	...	4	1	...	1	6	...	21	3	...
51	Totals	6	2	4	3	...	15

Conference or Mission	Denominational Employees														Total Active Employees	Literature Evangelists (Self-employed)	Honorary/Emeritus Credentialed Employees												
	22a		22b		23a		23b		24		25a		25b					26a		26b		27		29			30	28	31
	Ministerial Credential		Commissioned Minister Credential		Commissioned Ministry of Teaching Credential		Administrative Ministries Credential		Missionary Credential		Ministerial License		Commissioned Minister License					Commissioned Ministry of Teaching License		Administrative Ministries License		Missionary License		All Other Employees Including Part Time and Casual					
FT	PT	FT	PT	FT	PT	FT	PT	FT	PT	FT	PT	FT	PT	FT	PT	FT	PT	FT	PT	C									

SOUTHERN ASIA DIVISION (CONT'D)

SOUTHEAST INDIA UNION SECTION (CONT'D)																											
52 North Tamil Conference	5	1	...	3	14	...	6	29	8	...
53 Pudukottai-Thirumayam Region	1	1	3	5	
54 Sivagangai Ramanathapuram Section	3	2	...	5	1	12	
55 South Tamil Conference	30	5	...	7	4	...	2	5	...	53	5	...	
56 Thanjavur-Karaikal Section	7	2	...	7	3	1	...	20	3	...	
57 Theni-Periyakulam Region	1	2	...	1	3	...	7	
58 Vellore Region	10	4	14	
59 Villupuram-Thindivanam Region	1	2	...	2	5	...	10	2	...	
Totals	112	67	...	37	692	...	360	31	...	1,299	24	46	
SOUTHWEST INDIA UNION SECTION																											
60 SOUTHWEST INDIA UNION SECTION	9	5	7	203	121	...	135	480	...	14	
61 Alappuzha-Pathanamthitta Section	3	2	2	...	8	15	28	...	
62 Idukki Section	4	1	6	11	32	...	
63 Malabar Region	1	1	...	1	3	22	...	
64 North Kerala Section	11	2	2	1	...	14	30	19	...	
65 South Kerala Section	18	1	...	4	1	3	...	21	48	14	...	
Totals	46	5	9	...	6	208	128	...	185	587	115	14		
WESTERN INDIA UNION SECTION																											
66 WESTERN INDIA UNION SECTION	10	...	2	82	14	1	...	104	138	...	71	422	...	13		
67 Central Maharashtra Conference	6	...	2	5	5	18	4	...		
68 Gujarat Conference	5	...	4	7	3	19	22	...		
69 Mumbai Metro Section	7	...	1	1	...	5	1	15	12	...		
70 North Maharashtra Section	2	...	1	6	4	...	1	14	14	...		
71 Saurashtra Region	2	1	3	8	...		
72 South Gujarat Region	2	...	1	5	8	2	...		
73 South Maharashtra Section	1	1	1	3	10	...		
74 Vidharbha Region (Nagpur)	3	1	...	4	2	10	11	...		
Totals	38	...	11	82	16	...	34	...	1	...	104	154	...	72	512	83	13		
ATTACHED FIELDS																											
75 ATTACHED FIELDS	1	1	2		
76 Andaman and Nicobar Island Region	1	4	6		
77 East Himalayan Field	4	5	1	...	2	...	12		
78 Nepal Section	4		
Totals	6	1	...	5	2	...	6	20		
SOUTHERN ASIA DIVISION																											
79 SOUTHERN ASIA DIVISION	48	112	...	1	7	501	...	1,232	1,901	...	28		
80 East-Central India Union Section	132	4	...	3	339	...	136	614	78	43		
81 Northeast India Union Section	41	46	55	...	51	120	74	...	110	497	42	20		
82 Northern India Union Section	55	2	398	...	258	713	145	35		
83 South-Central India Union Section	57	19	107	...	446	629	60	20		
84 Southeast India Union Section	112	67	...	37	692	...	360	31	...	1,299	24	46		
85 Southwest India Union Section	46	5	9	...	6	208	128	...	185	587	115	14		
86 Western India Union Section	38	...	11	82	16	...	34	...	1	...	104	154	...	72	512	83	13		
87 Attached Fields	6	1	...	5	2	...	6	20		
DIVISION TOTALS	535	...	11	133	283	...	139	...	1	...	439	2,395	...	2,805	31	...	6,772	547	219		

SOUTHERN ASIA-PACIFIC DIVISION

1 BANGLADESH UNION MISSION	10	101	16	...	97	224	...	17
2 East Bangladesh Mission	5	25	65	95	
3 North Bangladesh Mission	10	26	13	...	34	83	2	...
4 South Bangladesh Mission	8	64	2	...	91	165	11	...
5 West Bangladesh Mission	7	48	4	...	63	122
Totals	40	264	35	...	350	689	13	17	

Conference or Mission	Denominational Employees														Total Active Employees	Literature Evangelists (Self-employed)	Honorary/Emeritus Credentialed Employees													
	22a		22b		23a		23b		24		25a		25b					26a		26b		27			29			30	28	31
	Ministerial Credential	Commissioned Minister Credential	Commissioned Ministry of Teaching Credential	Administrative Ministries Credential	Missionary Credential	Ministerial License	Commissioned Minister License	Commissioned Ministry of Teaching License	Administrative Ministries License	Missionary License	All Other Employees Including Part Time and Casual			FT				PT	C											
FT	PT	FT	PT	FT	PT	FT	PT	FT	PT	FT	PT	FT	PT	FT	PT	FT	PT	C	FT	PT	C	FT	PT	C						

SOUTHERN ASIA-PACIFIC DIVISION (CONT'D)

6 CENTRAL PHILIPPINE UNION CONF	13									308		6									246		10	222	51	856		47
7 Central Visayan Conference	32									57		7									27				23	146	268	
8 East Visayan Conference	16									24		8									7		9			64	129	
9 Negros Occidental Conference	28									53											10		15			106	134	
10 Negros Oriental-Siquijor Mission	15									15		2									2					35	37	
11 Romblon Adventist Mission	6									11		7									5					29	29	
12 West Visayan Conference	30									68		6									2					106	132	
Totals	140									536		36									299		34	222	75	1,342	729	47
13 EAST INDONESIA UNION CONFERENCE	25									122		1									105	20			13	286		7
14 Central Sulawesi Mission	16									20		7									10					53	11	
15 Luwu Tana Toraja Mission	8									11		9									3					31	6	
16 Maluku Mission	26									9											13					48	23	
17 Minahasa Conference	90									121		17									35					263	40	
18 North Minahasa Conference	100									102		23									23					248	54	
19 Northern Island Mission	10									31		8									8					57	10	
20 Papua Mission	28									62		16									18					124	38	
21 South Sulawesi Conference	15									29		9									7					60	11	
22 West Papua Mission	13									40		6									15					74	22	
23 Bolaang Mongondow and Gorontalo Att'd Field	17									20		7									7					51	38	
Totals	348									567		103									244	20			13	1,295	253	7
24 MYANMAR UNION MISSION	15									20		3									49		41	1	2	131		75
25 Ayeyarwady Mission	17									4		9									12		64		18	124	22	
26 Central Myanmar Mission	14									6		8									9		35		17	89	10	
27 South East Mission	18									8		7									9		42		20	104	24	
28 Upper Myanmar Mission	21									14		26									5		43		9	118	12	
29 Yangon Attached District	9									1		13									4		32		1	60	17	
Totals	94									53		66									88		257	1	67	626	85	75
30 NORTH PHILIPPINE UNION CONFERENCE	41									1,097		2									87		200			1,427		52
31 Central Luzon Conference	87									177		53									40					357	640	
32 Mountain Provinces Mission	14									46		7									14				22	103	180	
33 Northern Luzon Mission	16									147		4									17				4	188	329	
34 Palawan Adventist Mission	15									31		8									1		6		41	102	78	
35 South-Central Luzon Conference	42									139		1									9		130			321	315	
36 Southern Luzon Mission	18									34		2									8		5			67	177	
Totals	233									1,671		77									176		341		67	2,565	1,719	52
37 PAKISTAN UNION SECTION	4									35		2									14		362		178	595	10	
38 Northern Section	19									9		4											4			36		
39 Southern Section	7									3		5											1			16		
Totals	30									47		11									14		367		178	647	10	
40 SOUTH PHILIPPINE UNION CONFERENCE	37									551		12									179		280	69	31	1,159		35
41 Davao Mission	39									63		6									14					122	356	
42 North Central Mindanao Conference	46									101											25		99			271	402	
43 Northeastern Mindanao Mission	34									44		1									13			28		120	247	
44 Southern Mindanao Mission	51									68		4									22					145	289	
45 Western Mindanao Conference	31									61		10									23					125	246	
46 Zamboanga Peninsula Mission	20									25	8										16		68			137	192	
Totals	258									913	8	33									292		447	97	31	2,079	1,732	35

Conference or Mission	Denominational Employees														Total Active Employees	Literature Evangelists (Self-employed)	Honorary/Emeritus Credentialed Employees													
	22a		22b		23a		23b		24		25a		25b					26a		26b		27			29			30	28	31
	Ministerial Credential		Commissioned Minister Credential		Commissioned Ministry of Teaching Credential		Administrative Ministries Credential		Missionary Credential		Ministerial License		Commissioned Minister License					Commissioned Ministry of Teaching License		Administrative Ministries License		Missionary License		All Other Employees Including Part Time and Casual						
FT	PT	FT	PT	FT	PT	FT	PT	FT	PT	FT	PT	FT	PT	FT	PT	FT	PT	FT	PT	C										

SOUTHERN ASIA-PACIFIC DIVISION (CONT'D)

47 SOUTHEAST ASIA UNION MISSION.....	13									155		6								52	4	1,779	167		2,176		26	
48 Cambodia Adventist Mission.....	10									22		5								23		18			78	32		
49 Peninsular Malaysia Mission.....	12									4		20								5		13			54	39		
50 Sabah Mission.....	26									103		41								55			7	7	239	78		
51 Sarawak Mission.....	20									42		23								25		15	2		127	6		
52 Singapore Conference.....	7									24		5								14			2		52	6		
53 Thailand Mission.....	42									292		37	37							153		108			669	18		
54 Vietnam Mission.....	14									2		147										7			170	36		
55 Lao Attached Field.....	6									5		5								2		1			19			
Totals.....	150									649		289	37							329	4	1,941	178	7	3,584	215	26	
56 WEST INDONESIA UNION MISSION.....	38									1,121		8								368		339	10		1,884		1	
57 Central Java Mission.....	17									22		12								3		71			125	63		
58 Central Sumatra Mission.....	32									56		23								128		28	84		351	19		
59 East Java Conference.....	36									51		22								29		51			189	50		
60 East Kalimantan Mission.....	29									48		18								12		52			159	38		
61 Jakarta Conference.....	125									145		57								53		176			556	46		
62 North Sumatra Mission.....	38									88		25								24		353	2		530	18		
63 Nusa Tenggara Mission.....	21									29		9								1		8			68	41		
64 South Sumatra Mission.....	12									18		21								2					53	41		
65 West Java Conference.....	39									56		20								9		1			125	58		
66 West Kalimantan Attached District.....	12									11		13								5					41	2		
Totals.....	399									1,645		228								634		1,079	96		4,081	376	1	
67 ATTACHED FIELDS																												
68 Sri Lanka Mission of SDA.....	7									31		8								42		34			122	5		
69 Timor-Leste Mission.....	2											1								2	1	6	4		16			
Totals.....	9									31		9								44	1	40	4		138	5		
70 SOUTHERN ASIA-PACIFIC DIVISION.....	32		2							87		1								17					139		5	
71 Bangladesh Union Mission.....	40									264										35		350			689	13	17	
72 Central Philippine Union Conference.....	140									536		36								299		34	222	75	1,342	729	47	
73 East Indonesia Union Conference.....	348									567		103								244	20			13	1,295	253	7	
74 Myanmar Union Mission.....	94									53		66								88		257	1	67	626	85	75	
75 North Philippine Union Conference.....	233									1,671		77								176		341		67	2,565	1,719	52	
76 Pakistan Union Section.....	30									47		11								14		367		178	647	10		
77 South Philippine Union Conference.....	258									913	8	33								292		447	97	31	2,079	1,732	35	
78 Southeast Asia Union Mission.....	150									649		289	37							329	4	1,941	178	7	3,584	215	26	
79 West Indonesia Union Mission.....	399									1,645		228								634		1,079	96		4,081	376	1	
80 Attached Fields.....	9									31		9								44	1	40	4		138	5		
DIVISION TOTALS.....	1,733		2							6,463	8	853	37							2,172	25	4,856	598	438	17,185	5,137	265	

TRANS-EUROPEAN DIVISION

1 ADRIATIC UNION CONFERENCE.....	6				1							6										6			19		33
2 Albanian Mission of SDA.....	4											1										1			6		
3 Croatian Conference.....	14											3													17		
4 Slovenian Conference.....	1									1		2										3			7		
Totals.....	25				1					1		12										10			49		33
5 BALTIC UNION CONFERENCE.....	4		2							1															7		19
6 Estonian Conference.....	5	1								1		5	1	2						4			1	3	23		

Conference or Mission	Denominational Employees																				Total Active Employees	Literature Evangelists (Self-employed)	Honorary/Emeritus Credentialed Employees						
	22a		22b		23a		23b		24		25a		25b		26a		26b		27					29			30	28	31
	Ministerial Credential	Commissioned Minister Credential	Commissioned Ministry of Teaching Credential	Administrative Ministries Credential	Missionary Credential	Ministerial License	Commissioned Minister License	Commissioned Ministry of Teaching License	Administrative Ministries License	Missionary License	All Other Employees Including Part Time and Casual																		

TRANS-EUROPEAN DIVISION (CONT'D)

BALTIC UNION CONFERENCE (CONT'D)																										
7 Latvian Conference	15	...	13	3	9	2	1	43	3	...		
8 Lithuanian Conference	10	2	...	3	1	1	2	19	19		
Totals	34	1	15	3	4	...	8	...	10	2	...	2	1	5	1	1	5	92	3	19		
BRITISH UNION CONFERENCE																										
9 Irish Mission	10	...	1	...	11	4	3	...	31	7	...	1	1	...	20	9	19	7	...	122	203	193		
10 North England Conference	6	...	1	...	1	...	4	...	7	1	15	...	1	...	1	...	7	3	7	4	...	9		
11 Scottish Mission	36	1	...	1	1	...	4	...	7	1	15	...	1	...	1	...	7	3	7	4	...	89		
12 South England Conference	3	3	...	1	2	9		
13 Welsh Mission	82	3	5	1	10	3	2	...	15	7	13	1	1	7	8	158		
Totals	142	4	6	2	22	7	9	...	53	16	32	1	2	1	...	1	1	36	22	26	11	...	394	203	193	
15 DANISH UNION OF CHURCHES CONF	11	1	1	6	3	2	...	5	2	31	...	20		
16 FINLAND UNION OF CHURCHES CONF	13	2	6	1	7	2	4	1	29	3	1	...	3	10	5	35	17	4	143	...	90		
17 HUNGARIAN UNION CONFERENCE	5	...	2	...	1	...	5	...	8	...	1	1	1	...	5	...	75	73	7	184	1	28	
18 Tisza Conference	17	...	4	2	...	8	2	33		
Totals	31	...	6	...	1	...	5	...	12	...	23	1	1	...	11	...	75	73	7	246	1	28	
20 NETHERLANDS UNION CONFERENCE	24	2	2	2	1	1	2	1	1	1	8	45	...	27		
21 NORWEGIAN UNION CONFERENCE	7	...	18	5	5	6	8	49	1	12		
22 East Norway Conference	2	19	21		
23 West Norway Conference	1	1	4	6		
Totals	7	...	18	9	5	7	37	4	...	87	1	12		
<i>Note—Norwegian Union did not report employees in the ministerial and commissioned ministers credential, nor the ministerial and commissioned ministers license categories.</i>																										
25 POLISH UNION CONFERENCE	6	1	1	1	93	10	13	...	125	...	6		
26 East Polish Conference	14	3	3	...	3	...	23	11		
27 South Polish Conference	11	3	4	4	...	4	26	12		
28 West Polish Conference	11	2	...	1	...	5	2	21	11		
Totals	42	6	...	1	...	13	1	...	7	...	102	10	13	...	195	34	6		
29 SOUTH-EAST EUROPEAN UNION CONF	10	1	1	2	34	19	2	...	69	2	53		
30 Macedonian Mission	5	2	1	8		
31 North Conference	22	1	3	26		
32 South Conference	23	2	9	34	6		
33 West Conference	6	4	10		
Totals	66	1	6	2	51	19	2	...	147	8	53		
34 SWEDISH UNION OF CHURCHES CONF	11	1	2	2	3	11	4	1	6	12	5	1	3	2	1	...	8	5	2	80	...	20
35 ATTACHED FIELDS																										
36 Cyprus Section	2	2	4	
37 Greek Mission	3	3	6	
38 Iceland Conference	3	...	1	1	1	3	1	...	10	4	...	
Totals	8	...	1	2	1	4	3	1	...	20	4	...	
39 TRANS-EUROPEAN DIVISION	12	...	1	...	7	1	2	...	18	7	3	1	8	2	62	7	...	
40 Adriatic Union Conference	25	1	1	...	12	10	49	33	...	
41 Baltic Union Conference	34	1	15	3	4	...	8	...	10	2	2	1	5	...	1	1	5	92	3	19	...	

Conference or Mission	Denominational Employees														27	29			30	28	31							
	22a		22b		23a		23b		24		25a		25b			26a		26b				All Other Employees Including Part Time and Casual			Total Active Employees	Literature Evangelists (Self-employed)	Honorary/Emeritus/Credentialed Employees	
	Ministerial Credential	Commissioned Minister Credential	Commissioned Ministry of Teaching Credential	Administrative Ministries Credential	Missionary Credential	Ministerial License	Commissioned Minister License	Commissioned Ministry of Teaching License	Administrative Ministries License	Missionary License	FT	PT	FT	PT		FT	PT	FT				PT	FT	PT				C

TRANS-EUROPEAN DIVISION (CONT'D)

42 British Union Conference	142	4	6	2	22	7	9	...	53	16	32	1	2	1	...	1	1	...	36	22	26	11	...	394	203	193
43 Danish Union of Churches Conference	11	1	1	6	3	2	...	5	2	31	...	20
44 Finland Union of Churches Conference	13	2	6	1	7	2	4	1	29	3	1	...	3	10	5	35	17	4	143	...	90	
45 Hungarian Union Conference	31	...	6	...	1	...	5	...	12	...	23	1	1	...	11	...	75	73	7	246	1	28	
46 Netherlands Union Conference	24	2	2	2	1	1	2	1	1	1	8	45	...	27
47 Norwegian Union Conference	7	...	18	9	5	7	37	4	...	87	1	12	
48 Polish Union Conference	42	6	...	1	...	13	1	...	7	...	102	10	13	195	34	6	
49 South-East European Union Conference	66	1	6	2	51	19	2	147	8	53	
50 Swedish Union of Churches Conference	11	1	2	2	3	11	4	1	6	12	5	1	3	2	1	...	8	5	2	80	...	20
51 Attached Fields	8	...	1	2	1	4	3	1	20	...	4
DIVISION TOTALS	419	8	36	7	41	21	38	2	147	51	99	6	33	7	1	2	11	2	96	51	341	138	34	1,591	250	512

WEST-CENTRAL AFRICA DIVISION

1 CAMEROON UNION MISSION	10	52	54	3	24	17	404	5	...	569	1	...
2 Central-South Cameroon Conference	30	24	...	31	20	...	253	10	...	368	46	...
3 East Cameroon Mission	16	23	16	8	7	...	179	21	...	254	2	...
4 North Cameroon Conference	20	20	...	12	11	...	78	6	...	147	12	...
5 West Cameroon Mission	18	7	...	15	2	...	32	9	...	83	65	...
Totals	94	126	54	69	64	17	946	51	...	1,421	126	...
6 CENTRAL AFRICAN UNION MISSION	3	1	...	2	1	7	1	...
7 Central African Republic Mission	3	3	...	1	1	8
8 Chad Mission	10	2	...	3	6	...	23	44	34	...
9 Equatorial Guinea Mission	2	13	...	2	6	...	7	30
10 Gabon Mission	2	2	...	6	6	...	2	18
11 Republic of Congo Attached Mission Station	1	8	...	5	14
Totals	21	29	...	19	19	...	33	121	35	...
12 EASTERN NIGERIA UNION CONFERENCE	10	112	...	16	...	127	...	2	56	...	4	...	90	234	651	1	...
13 Aba East Conference	25	1	10	...	12	...	7	5	60	18	...
14 Aba North Conference	17	12	...	6	...	15	1	3	54
15 Aba South Conference	18	4	...	13	...	9	1	...	2	4	37	5	...
16 Abia North-Central Conference	12	1	2	...	12	...	3	3	4	37	5	...
17 Akwa Ibom Conference	3	1	5	6	2	17	7	...
18 Anambra Mission	5	2	4	1	6	18	...
19 Bayelsa Mission	3	1	...	3	...	3	...	3	13
20 Cross River Conference	5	1	...	4	...	7	2	1	20	31	...
21 Ebonyi Conference	6	1	1	...	4	...	2	1	...	1	16
22 Enugu Conference	3	5	...	1	2	11	14	...
23 Imo Conference	8	1	5	...	5	...	5	7	31	21	...
24 Port Harcourt Conference	16	9	...	14	...	5	1	...	8	11	64	79	...
25 Rivers East Conference	10	1	1	...	8	...	4	5	1	30	16	...
26 Rivers West Conference	14	6	...	14	20	13	67
Totals	155	112	...	23	...	177	...	99	...	85	...	56	...	8	136	288	1,139	216	...
27 EASTERN SAHEL UNION MISSION	3	2	...	5	1	1	2	14	1	...
28 Benin Mission	6	1	2	...	2	...	6	50	2	...	69	51	...
29 Burkina Faso Mission	6	2	1	1	2	...	80	10	...	102	19	...
30 Cote d'Ivoire Conference	15	...	1	...	10	16	...	6	3	...	151	202	11	...
31 Niger Mission Station	1	1	1	...	2	1	18	24
32 Togo Mission	11	4	8	...	3	...	1	1	...	71	1	...	100	52	...
Totals	42	...	1	20	...	33	...	13	...	8	7	2	372	3	10	511	134	...

Conference or Mission	Denominational Employees															Total Active Employees	Literature Evangelists (Self-employed)	Honorary/Emeritus Credentialed Employees												
	22a		22b		23a		23b		24		25a		25b		26a				26b		27			29			30	28	31	
	Ministerial Credential	Commissioned Minister Credential	Commissioned Ministry of Teaching Credential	Administrative Ministries Credential	Missionary Credential	Ministerial License	Commissioned Minister License	Commissioned Ministry of Teaching License	Administrative Ministries License	Missionary License	All Other Employees Including Part Time and Casual	FT	PT	C																

WEST-CENTRAL AFRICA DIVISION (CONT'D)

33 NORTHERN GHANA UNION MISSION	8						1		5		1									1		5				21	1		
34 Ashanti Central Ghana Conference	16						1		7		5		2							2		2				35	9		
35 Ashanti South Ghana Conference	17						1		1		12									2		3				36	12		
36 Central Ghana Conference	21						2		10		5									5		5				48	7		
37 Green View Ghana Conference	5								1		3									2		11				22	4		
38 Mid-Central Ghana Conference	17						1		6		1									4		8				37	17		
39 Mid-North Ghana Conference	17						1		1		9									4		8				40	12		
40 Mid-West Ghana Conference	15								5		5		2							2		4				33	13		
41 Mountain View Ghana Conference	17						2		3		13									1		1				37	17		
42 North Ghana Mission	11						1		6		12									3		12				38	16		
43 South Central Ghana Conference	22								4		12									3		9				50	23		
Totals	166						10		49		78		4							29		61				397	131		
44 NORTHERN NIGERIA UNION CONF.	5						1		5											1					1	13	1		
45 North Central Nigeria Conference	12						1		2		13	16								3						47	30		
46 North East Nigeria Conference	18						1		99		11	17								2		6			27	181	14		
47 North West Nigeria Conference	19						1		8		20	38								1		2				89	21		
Totals	54						4		114		44	71								7		8			28	330	66		
48 SOUTHERN GHANA UNION CONFERENCE	10	1							12											3	1	6				33	1		
49 East Ghana Conference	21							2	11		16									2						52	48		
50 Mid-South Ghana Conference	21								3		20									4						48			
51 South Ghana Conference	58								41		51	1								9						160	116		
52 South West Ghana Conference	22								9		10									6	1					48	31		
Totals	132	1					2		76		97	1								24	2	6				341	196		
53 WEST AFRICAN UNION MISSION	7																			2		5				14	1		
54 Central Liberia Mission	3		3				2		3		2										5		2	3		23	32		
55 Guinea Mission Station	1																									1			
56 Sierra Leone Mission	6		13																		10					29	8		
57 South-East Liberia Mission	5		16				56														5					82			
58 South-West Liberia Conference	4								4		3										4		2	2		19	47		
Totals	26		32				56		2		7	5								2		29		4	5		168	88	
59 WESTERN NIGERIA UNION CONFERENCE	6								9																	15	1		
60 Delta Conference	10										10										4					24	15		
61 Edo Conference	6								3		11										2					22	24		
62 Ekiti Conference	7								3		9										2					21	3		
63 Kogi Region	3										3															6			
64 Kwara Conference	9								4		1											15				29	7		
65 Lagos Atlantic Conference	17								1		3										2				1	24	6		
66 Lagos Mainland Conference	13								2		9										2					26	10		
67 Ogun Conference	9								2		11										1				7	30	11		
68 Ondo Mission	8								3		2										2				1	16	15		
69 Osun Conference	17						77		2		2		45								2		17	132	28	322	10		
70 Oyo Conference	14								7		9										2		14		1	47	8		
Totals	119						77		36		70		45								19		46	132	38	582	110		
71 WESTERN SAHEL UNION MISSION	3								3													2				8	1		
72 Cabo Verde Conference	10										3											34				47	11		
73 Gambia Mission Station	3								1		2	1									1		2	46		56	5		
74 Guinea-Bissau Mission	3								1		1											135	5			145	38		
75 Mali Mission	1								1		2											11	8			23			
76 Senegal/Mauritania Mission	3								3													13	10			29	4		
Totals	23								9		8	1									1		197	69		308	59		

Conference or Mission	Denominational Employees														Total Active Employees	Literature Evangelists (Self-employed)	Honorary/Emeritus Credentialed Employees													
	22a		22b		23a		23b		24		25a		25b					26a		26b		27			29			30	28	31
	Ministerial Credential	Commissioned Minister Credential	Commissioned Ministry of Teaching Credential		Administrative Ministries Credential		Missionary Credential		Ministerial License	Commissioned Minister License	Commissioned Ministry of Teaching License		Administrative Ministries License					Missionary License	All Other Employees Including Part Time and Casual			FT	PT	C						

WEST-CENTRAL AFRICA DIVISION (CONT'D)

77 WEST-CENTRAL AFRICA DIVISION	61	15	158	3	371	2	109	317	20	2	1,058								
78 Cameroon Union Mission	94	126	54	69	64	17	946	51	1,421	126								
79 Central African Union Mission	21	29	...	19	19	...	33	...	121	35								
80 Eastern Nigeria Union Conference	155	...	112	23	177	99	85	136	...	8	288	1,139	216								
81 Eastern Sahel Union Mission	42	1	...	20	33	13	8	7	2	372	3	10	511								
82 Northern Ghana Union Mission	166	10	49	78	4	29	...	61	...	397	131								
83 Northern Nigeria Union Conference	54	4	114	44	71	7	...	8	28	330	66								
84 Southern Ghana Union Conference	132	1	...	2	76	97	1	24	2	6	...	341	196								
85 West African Union Mission	26	32	56	2	7	5	...	29	...	4	5	168	88								
86 Western Nigeria Union Conference	119	...	77	...	36	70	45	19	...	46	132	582	110								
87 Western Sahel Union Mission	23	9	8	1	1	...	197	69	308	59								
DIVISION TOTALS	893	1	48	403	62	2	1,027	54	504	73	142	165	10	652	21	1,693	262	364	6,376	1,161	...

ATTACHED TO THE GENERAL CONFERENCE

1 MIDDLE EAST & NORTH AFRICA UN MISS	11	...	5	8	16	6	...	1	1	5	2	56	2	113	...	7			
2 East Mediterranean Region	5	...	5	1	6	4	5	23	7	...	56				
3 Egypt-Sudan Field	8	...	8	2	17	1	3	2	2	2	8	2	56				
4 Gulf Field	7	1	1	5	2	1	17				
5 Maghreb Region	4	1	5	5	1	...	16				
6 Turkey-Iran Field	5	1	6	4	...	4	1	2	2	...	25	2	...				
Totals	40	...	18	3	43	9	22	2	1	3	1	2	11	3	94	14	283	2	7

1 ISRAEL FIELD

WORLD SUMMARY

1 General Conference	181	14	13	370	224	1,379	13	3	3	23	18	276	11,291	1,301	876	15,985	...	100								
2 East-Central Africa Division	1,731	391	1,250	144	1,533	904	151	890	176	648	1,187	653	639	10,297	5,294	1,157										
3 Euro-Asia Division	661	...	23	91	24	163	11	485	1	38	33	19	105	33	370	275	21	2,353	1,255	565						
4 Inter-American Division	2,295	71	1,223	125	3,413	6	1,406	22	1	512	4	16	7	1,928	4	8,427	659	23	20,142	1,371	1,141					
5 Inter-European Division	984	1	74	2	116	7	47	2	547	29	227	8	43	10	49	13	4	223	17	402	466	113	3,384	240	728	
6 North American Division	3,524	69	251	11	2,567	39	497	27	2,397	112	658	89	72	15	878	37	67	1,116	184	98,472	4,178	3,540	118,800	83	2,153	
7 Northern Asia-Pacific Division	1,073	4	1	124	14	824	1	166	2	...	26	5	1	5,674	2	4,455	841	322	13,535	334	368					
8 South American Division	3,216	1,402	1,249	1,028	...	44,385	...	51,280	2,252	621										
9 South Pacific Division	812	10	88	2	1,521	128	142	6	392	59	535	3	76	13	844	98	25	14	773	50	2,469	2,481	2,193	12,734	423	439
10 Southern Africa-Indian Ocean Division	1,106	...	62	371	60	1,313	2	508	...	44	4	206	...	27	1	738	...	1,590	314	48	6,394	3,915	463			
11 Southern Asia Division	535	...	11	133	...	283	...	139	...	1	...	439	2,395	...	2,805	31	...	6,772	547	219			
12 Southern Asia-Pacific Division	1,733	...	2	...	6,463	8	853	37	2,172	25	4,856	598	438	17,185	5,137	265					
13 Trans-European Division	419	8	36	7	41	21	38	2	147	51	99	6	33	7	1	2	11	2	96	51	341	138	34	1,591	250	512
14 West-Central Africa Division	893	1	48	403	62	2	1,027	54	504	73	142	165	10	652	21	1,693	262	364	6,376	1,161	...					
Attached to the General Conference:																										
15 Middle East and North Africa Union Mission	40	18	3	17	...	43	9	22	2	1	...	3	1	2	...	11	3	94	14	...	283	2	7	
16 Israel Field	5	2	...	2	1	10	

WORLD TOTALS 2015

WORLD TOTALS 2014

Net Increase (Decrease)

Division and Institution	Category (SDA Yearbook 2016 ed. p. 509)	Enrollment and Graduates			Teachers and Other Employees		
		SDA Enrollment	Total Enrollment	Graduates	SDA Teachers	Total Teachers	Other Employees

PART I—Tertiary Institutions (Cont'd)

ATTACHED TO GENERAL CONFERENCE

MIDDLE EAST AND NORTH AFRICA UNION MISSION

Middle East University	G	54	201	27	14	28	13
------------------------	---	----	-----	----	----	----	----

WORLD TOTALS 2015 (114)		77,059	142,530	26,714	9,462	13,561	9,194
-------------------------	--	--------	---------	--------	-------	--------	-------

*General Conference institutions are listed in the division where the home campus is located.

Division and Union	Schools	Enrollment and Graduates			Teachers and Other Employees		
		SDA Enrollment	Total Enrollment	Graduates	SDA Teachers	Total Teachers	Other Employees

PART 2—Worker Training Institutions

EAST-CENTRAL AFRICA DIVISION

East Congo Union Mission	1	58	184	...	2	15	3
East Kenya Union Conference	1	no report					
Northern Tanzania Union Conference	1	no report					
Uganda Union Mission	5	474	1,304	202	30	50	19
West Kenya Union Conference	4	500	914	398	54	63	43
Totals	12	1,032	2,402	600	86	128	65

EURO-ASIA DIVISION

Ukrainian Union Conference	...	no report					
West Russian Union Conference	1	16	20	6	2	2	...
Totals	1	16	20	6	2	2	...

INTER-AMERICAN DIVISION

Belize Union of Churches Mission	1	56	186	50	11	11	3
----------------------------------	---	----	-----	----	----	----	---

INTER-EUROPEAN DIVISION

Romanian Union Conference	2	35	170	37	24	30	5
---------------------------	---	----	-----	----	----	----	---

SOUTH PACIFIC DIVISION

Australian Union Conference	1	45	76	33	4	4	2
Trans Pacific Union Mission	2	261	477	132	20	20	8
Totals	3	306	553	165	24	24	10

SOUTHERN AFRICA-INDIAN OCEAN DIVISION

Botswana Union Conference	1	100	244	77	14	36	66
Southern Africa Union Conference	1	45	187	...	9	11	9
Zambia Union Conference	1	198	198	...	10	12	27
Totals	3	343	629	77	33	59	102

SOUTHERN ASIA DIVISION

East-Central India Un Section (2014)	5	228	262	48	26	38	9
Northeast India Un Section (2014)	2	62	108	36	11	22	5
Northern India Un Section (2014)	3	195	292	51	19	33	4
South-Central India Un Section (2014)	3	73	242	27	12	24	4
Southeast India Un Section (2014)	2	262	352	32	21	26	8
Southwest India Un Section (2014)	2	94	109	29	9	18	5
Western India Un Section (2014)	2	160	201	40	12	23	9
Totals	19	1,074	1,566	263	110	184	44

SOUTHERN ASIA-PACIFIC DIVISION

North Philippine Union Conference	1	82	162	...	18	18	5
-----------------------------------	---	----	-----	-----	----	----	---

TRANS-EUROPEAN DIVISION

Adriatic Union Conference (2014)	1	30	30	...	6	6	...
Danish Union of Churches Conf.	2	22	102	...	3	13	2
South-East European Un Conf (2011)	1	no report					
Totals	4	52	132	...	9	19	2

WEST-CENTRAL AFRICA DIVISION

Cameron Union Mission	1	16	36	...	2	5	2
Northern Ghana Union Mission	3	1,133	1,740	...	42	61	77
Southern Ghana Union Conference	2	no report					
West African Union Mission	1	no report					
Totals	7	1,149	1,776	...	44	66	79

WORLD TOTALS 2015	53	4,145	7,596	1,198	361	541	315
-------------------	----	-------	-------	-------	-----	-----	-----

Note—Dates in parentheses following the entries indicate the year of the most recent report.

Division and Institution	Schools	Enrollment and Graduates			Teachers and Other Employees		
		SDA Enrollment	Total Enrollment	Graduates	SDA Teachers	Total Teachers	Other Employees

PART 3—Secondary Schools

EAST-CENTRAL AFRICA DIVISION

Burundi Union Mission	23	2,687	5,852	322	110	244	93
East Congo Union Mission	87	5,733	19,531	...	236	1,077	44
East Kenya Union Conference	21	582	1,733	319	120	130	84
Ethiopian Union Mission	7	932	4,016	379	110	161	196
North East Congo Union Mission	293	43,574	66,375	2,786	2,206	3,519	112
Northern Tanzania Union Conference	13	2,632	4,202	1,114	221	232	224
Rwanda Union Mission	13	1,508	2,624	627	80	104	80
Southern Tanzania Union Mission	5	576	911	...	46	55	47
Uganda Union Mission	27	3,712	10,966	956	237	507	170
West Congo Union Mission	221	12,064	26,029	1,524	1,636	2,335	307
West Kenya Union Conference	15	1,927	2,913	627	162	170	124
Attached Fields	...	no report					
Totals	725	75,927	145,152	8,654	5,164	8,534	1,481

EURO-ASIA DIVISION

Caucasus Union Mission	1	no report					
Southern Union Mission	1	24	134	27	5	17	10
Ukrainian Union Conference	7	130	195	5	59	73	16
West Russian Union Conference	3	125	225	38	30	48	12
Totals	12	279	554	70	94	138	38

INTER-AMERICAN DIVISION

Atlantic Caribbean Union Mission	4	330	718	108	63	63	26
Belize Union of Churches Mission	5	375	1,271	190	98	98	37
Caribbean Union Conference	15	1,906	3,374	529	240	246	73
Central Mexican Union Mission	5	253	467	107	48	56	27
Chiapas Mexican Union Conference	20	946	1,469	484	212	214	69
Dominican Union Conference	23	1,098	3,812	521	218	249	180
East Venezuela Union Mission	10	956	3,305	554	121	179	103
El Salvador Union Mission	17	739	2,137	486	111	112	37
French Antilles-Guiana Un Conference	2	558	1,105	300	49	100	55
Guatemala Union Mission	15	554	1,425	260	121	132	33
Haitian Union Mission (2014)	1	920	1,352	...	60	70	15
Honduras Union Mission	9	567	1,479	221	95	102	35
Inter-Oceanic Mexican Un Conference	20	1,273	2,689	633	179	203	71
Jamaica Union Conference	8	471	1,108	121	88	93	30
North Colombian Union Conference	9	407	753	59	28	28	16
North Mexican Union Conference	18	1,050	2,188	1,824	215	226	58
Panama Union Mission	9	1,097	2,420	536	146	148	74
Puerto Rican Union Conference	12	647	1,745	281	120	122	70
South Central American Union Mission	11	724	2,112	353	120	124	65
South Colombian Union Conference	11	988	2,460	289	103	131	38
Southeast Mexican Union Mission	14	1,002	2,114	467	157	168	65
West Venezuela Union Mission	13	668	3,758	575	85	199	84
Totals	251	17,529	43,261	8,898	2,677	3,063	1,261

INTER-EUROPEAN DIVISION

Austrian Un of Churches Conference	1	75	77	14	16	17	13
Franco-Belgian Union Conference	1	47	157	14	10	13	5
North German Union Conference	1	2	59	20	3	13	2
Portuguese Un of Churches Conf	1	22	78	...	12	17	...
Romanian Union Conference	4	540	657	188	59	83	84
South German Union Conference	5	112	713	135	46	73	46
Spanish Union of Churches Conference	3	232	478	78	35	44	13
Swiss Union Conference	1	11	24	10	6	7	1
Totals	17	1,041	2,243	459	187	267	164

NORTH AMERICAN DIVISION

Atlantic Union Conference	17	1,046	1,439	141	189	193	...
Canada, SDA Church in	29	1,752	2,702	138	357	369	...
Columbia Union Conference	29	1,998	3,092	285	347	389	...
Lake Union Conference	23	1,356	1,634	201	279	292	...
Mid-America Union Conference	14	1,037	1,318	167	206	214	...
North Pacific Union Conference	34	1,909	2,917	367	415	437	...
Pacific Union Conference	40	5,306	7,500	833	1,043	1,050	...
Southern Union Conference	40	3,039	3,920	413	551	589	...
Southwestern Union Conference	16	1,626	2,259	208	239	253	...
Attached Field	7	326	1,048	...	124	143	...
Totals	249	19,395	27,829	2,753	3,750	3,929	...

NORTHERN ASIA-PACIFIC DIVISION

Chinese Union Mission	4	68	2,021	404	94	203	94
Japan Union Conference	3	183	438	156	60	60	27
Korean Union Conference	10	2,673	5,525	1,886	367	367	55
Attached Fields	2	52	265	81	27	52	22
Totals	19	2,976	8,249	2,527	548	682	198

Division and Institution	Schools	Enrollment and Graduates			Teachers and Other Employees		
		SDA Enrollment	Total Enrollment	Graduates	SDA Teachers	Total Teachers	Other Employees
PART 3—Secondary Schools (Cont'd)							
SOUTH AMERICAN DIVISION							
Argentina Union Conference	33	2,476	6,605	1,119	696	869	124
Bolivia Union Mission	30	2,873	5,769	1,025	314	426	87
Central Brazil Union Conference	47	2,544	9,858	2,711	552	713	1,533
Chile Union Mission	28	2,144	6,789	1,472	411	498	570
East Brazil Union Mission	11	502	1,706	439	131	177	187
Ecuador Union Mission	10	535	1,124	347	131	185	47
North Brazil Union Mission	14	867	3,118	828	149	212	298
North Peru Union Mission	26	2,115	4,146	733	285	334	110
Northeast Brazil Union Mission	8	306	1,017	262	64	123	141
Northwest Brazil Union Mission	7	555	1,353	334	58	94	282
Paraguay Union of Churches Mission	3	112	211	59	35	44	13
South Brazil Union Conference	33	1,500	5,209	1,322	453	577	1,146
South Peru Union Mission	43	3,406	6,282	1,170	505	568	127
Southeast Brazil Union Conference	14	649	1,535	378	178	212	446
Uruguay Union of Churches Mission	2	92	254	26	28	44	14
West Central Brazil Union Mission	21	834	3,237	33	218	344	530
Totals	330	21,510	58,213	12,258	4,208	5,420	5,655
SOUTH PACIFIC DIVISION							
Australian Union Conference	28	1,677	5,034	616	384	469	128
New Zealand Pacific Un Conference	5	269	568	75	31	55	22
Papua New Guinea Union Mission	10	3,379	4,489	167	132	133	27
Trans Pacific Union Mission	28	4,387	5,950	185	324	363	53
Totals	71	9,712	16,041	1,043	871	1,020	230
SOUTHERN AFRICA-INDIAN OCEAN DIVISION							
Botswana Union Conference	2	44	178	...	29	31	15
Indian Ocean Union Conference	58	4,776	14,343	...	475	707	102
Malawi Union Conference	8	1,369	2,102	285	73	83	50
Mozambique Union Mission	4	702	4,143	165	79	193	98
North-Eastern Angola Union Mission	15	890	3,609	...	87	129	71
Northern Zambia Union Conference	4	703	1,067	150	53	62	30
Southern Africa Union Conference	9	593	1,996	244	91	139	62
Southern Zambia Union Conference	3	988	1,554	...	69	81	56
South-Western Angola Union Mission	12	1,468	5,146	62	124	311	143
Zimbabwe Union Conference	53	10,709	20,240	...	623	994	397
Attached Field		no report
Totals	168	22,242	54,378	906	1,703	2,730	1,024
SOUTHERN ASIA DIVISION							
East-Central India Un Section (2014)	27	2,458	6,862	969	171	337	87
Northeast India Un Section (2014)	10	1,954	6,360	537	107	228	55
Northern India Un Section (2014)	11	3,677	15,213	932	353	579	184
South-Central India Un Section (2014)	19	3,626	19,229	1,362	331	646	180
Southeast India Un Section (2014)	55	8,936	58,788	3,769	1,017	2,334	704
Southwest India Un Section (2014)	23	2,199	10,830	1,032	236	472	208
Western India Un Section (2014)	13	2,458	36,308	1,898	354	1,033	332
Totals (2014)	158	25,308	153,590	10,499	2,569	5,629	1,750
SOUTHERN ASIA-PACIFIC DIVISION							
Bangladesh Union Mission	9	1,097	2,842	...	122	129	53
Central Philippine Union Conference	8	998	1,471	320	82	82	23
East Indonesia Union Conference	45	2,459	5,129	1,391	344	458	72
Myanmar Union Mission	10	1,638	2,867	245	166	176	...
North Philippine Union Conference	13	1,967	2,973	592	178	178	30
Pakistan Union Section	8	165	1,638	...	61	94	8
South Philippine Union Conference	9	1,378	1,727	393	105	105	29
Southeast Asia Union Mission	14	938	3,478	482	217	253	47
West Indonesia Union Mission	56	722	2,132	1,000	217	294	46
Attached Fields	4	176	3,245	297	79	217	71
Totals	176	11,538	27,502	4,720	1,571	1,986	379
TRANS-EUROPEAN DIVISION							
Adriatic Union Conference	1	27	222	31	12	31	27
British Union Conference	2	63	109	19	25	26	33
Danish Un of Churches Conference	7	71	332	139	47	70	28
Finland Un of Churches Conference	3	61	214	52	19	38	14
Norwegian Union Conference	1	100	199	...	25	26	17
South-East European Un Conf (2013)	1	33	40	16	2	16	8
Swedish Un of Churches Conference	1	13	28	15	8	11	16
Attached Fields	1	no report
Totals	17	368	1,144	272	138	218	143
WEST-CENTRAL AFRICA DIVISION							
Cameroon Union Mission	16	3,826	12,807	2,729	502	1,019	222
Central African Union Mission	8	92	2,072	84	28	99	9
Eastern Nigeria Union Conference	5	1,639	3,680	416	172	198	227
Eastern Sahel Union Mission	6	101	2,134	...	48	99	55
Northern Ghana Union Mission	47	4,625	13,957	...	278	722	346
Northern Nigeria Union Conference	4	30	60	...	3	4	...

Division and Institution	Schools	Enrollment and Graduates			Teachers and Other Employees		
		SDA Enrollment	Total Enrollment	Graduates	SDA Teachers	Total Teachers	Other Employees
WEST-CENTRAL AFRICA DIVISION (CONT'D)							
Southern Ghana Union Conference	5	no report	102	409	109
West African Union Mission	19	1,124	5,728	...	220	338	221
Western Nigeria Union Conference	11	926	3,850	455	56	133	21
Western Sahel Union Mission	8	93	1,033	124
Totals	129	12,456	45,321	3,808	1,409	3,021	1,210
ATTACHED TO GENERAL CONFERENCE							
Middle East and North Africa Un Miss	4	41	469	90	21	74	20
WORLD TOTALS 2015							
	2,326	220,322	583,946	56,957	24,910	36,711	13,553
PART 4--Primary Schools*							
EAST-CENTRAL AFRICA DIVISION							
Burundi Union Mission	47	12,535	24,365	284	571	53	
East Congo Union Mission	176	12,588	44,829	1,041	1,083	109	
East Kenya Union Conference	45	4,631	10,340	263	351	157	
Ethiopian Union Mission	30	3,019	10,984	265	406	198	
North East Congo Union Mission	552	143,945	205,564	4,739	5,302	54	
Northern Tanzania Union Conference	6	838	1,692	66	98	98	
Rwanda Union Mission	46	17,610	33,640	422	687	111	
Southern Tanzania Un Mission (2014)	1	202	351	14	14	9	
Uganda Union Mission	194	20,654	70,064	773	1,998	704	
West Congo Union Mission	383	22,224	60,913	2,083	2,632	385	
West Kenya Union Conference	10	1,734	2,730	121	133	51	
Attached Fields	1	no report	
Totals	1,491	239,980	465,472	10,071	13,275	1,929	
EURO-ASIA DIVISION							
Caucasus Union Mission	1	...	240	...	18	10	
Moldova Union of Churches Conf	1	11	14	4	4	3	
Southern Union Mission	1	10	173	2	10	7	
Ukrainian Union Conference	11	186	335	52	58	33	
West Russian Union Conference	3	74	130	11	18	8	
Attached Field	1	12	14	5	5	1	
Totals	18	293	906	74	113	62	
INTER-AMERICAN DIVISION							
Atlantic Caribbean Union Mission	3	272	506	32	32	12	
Belize Union of Churches Mission	15	954	3,267	150	151	19	
Caribbean Union Conference	39	3,992	7,305	406	421	153	
Central Mexican Union Mission	5	244	489	44	48	16	
Chiapas Mexican Union Conference	25	1,830	3,003	191	195	47	
Dominican Union Conference	52	2,047	8,129	397	451	266	
East Venezuela Union Mission	9	540	2,450	104	108	72	
El Salvador Union Mission	20	1,036	2,987	148	150	37	
French Antilles-Guiana Un Conference	2	116	558	20	20	22	
Guatemala Union Mission	16	924	2,109	137	142	34	
Haitian Union Mission	1	7,020	8,730	620	620	93	
Honduras Union Mission (2014)	9	656	1,160	63	70	15	
Inter-Oceanic Mexican Un Conference	21	1,213	2,900	170	174	28	
Jamaica Union Conference	8	725	1,247	70	71	29	
North Colombian Union Conference	16	1,144	2,447	132	132	39	
North Mexican Union Conference	20	786	1,628	133	134	34	
Panama Union Mission	25	1,160	3,231	215	217	68	
Puerto Rican Union Conference	17	652	1,817	136	137	78	
South Central American Un Mission	25	1,008	2,674	207	210	123	
South Colombian Union Conference	16	1,100	2,580	99	102	35	
Southeast Mexican Union Mission	14	1,197	2,396	160	166	58	
West Venezuela Union Mission	15	816	3,560	148	155	81	
Totals	373	29,432	65,173	3,782	3,906	1,359	
INTER-EUROPEAN DIVISION							
Austrian Union of Churches Conference	5	100	133	35	35	3	
Czecho-Slovakian Union Conference	1	41	177	17	27	6	
Franco-Belgian Union Conference	1	53	142	8	9	6	
North German Union Conference	2	12	95	4	13	7	
Portuguese Un of Churches Conference	5	99	278	28	29	25	
Romanian Union Conference	11	440	1,015	103	151	66	
South German Union Conference	6	68	162	18	18	...	
Spanish Union of Churches Conference	4	372	724	41	48	19	
Swiss Union Conference	1	11	21	2	2	1	
Totals	36	1,196	2,747	256	332	133	

STATISTICAL REPORT FOR 2015

Division and Union	Schools	Enrollment		Teachers and Other Employees		
		SDA Enrollment	Total Enrollment	SDA Teachers	Total Teachers	Other Employees
PART 4--Primary Schools* (Cont'd)						
NORTH AMERICAN DIVISION						
Atlantic Union Conference	59	777	1,992	183	204	...
Canada, SDA Church in	44	640	755	88	91	...
Columbia Union Conference	98	1,233	2,443	248	305	...
Lake Union Conference	96	1,163	1,411	166	178	...
Mid-America Union Conference	82	607	1,064	119	131	...
North Pacific Union Conference	117	2,142	3,126	378	399	...
Pacific Union Conference	125	2,537	3,966	486	500	...
Southern Union Conference	181	4,105	6,355	752	773	...
Southwestern Union Conference	69	1,009	1,385	161	162	...
Attached Field	1	8	64	5	5	...
Totals	872	14,221	22,561	2,586	2,748	...
NORTHERN ASIA-PACIFIC DIVISION						
Chinese Union Mission	1	13	49	8	13	4
Japan Union Conference	10	8	622	57	57	15
Korean Union Conference	10	1,088	3,984	164	164	34
Attached Field	1	14	121	21	22	8
Totals	22	1,123	4,776	250	256	61
SOUTH AMERICAN DIVISION						
Argentina Union Conference	66	4,043	14,623	920	1,026	135
Bolivia Union Mission	33	2,118	5,542	297	388	102
Central Brazil Union Conference	79	12,437	65,402	2,553	2,779	2,834
Chile Union Mission	46	4,769	16,761	726	813	785
East Brazil Union Mission	25	2,261	9,328	467	551	390
Ecuador Union Mission	18	1,072	3,145	209	270	56
North Brazil Union Mission	35	3,906	17,819	680	777	683
North Peru Union Mission	32	2,939	5,510	314	344	83
Northeast Brazil Union Mission	13	1,995	6,351	255	362	136
Northwest Brazil Union Mission	24	2,615	9,949	400	478	506
Paraguay Union of Churches Mission	10	415	1,490	87	110	30
South Brazil Union Conference	74	6,283	31,497	1,348	1,616	571
South Peru Union Mission	58	4,367	10,039	571	611	105
Southeast Brazil Union Conference	31	3,058	12,267	598	706	680
Uruguay Union of Churches Mission	6	139	671	72	97	12
West Central Brazil Union Mission	34	3,578	18,930	648	907	736
Totals	584	55,995	229,324	10,145	11,835	7,844
SOUTH PACIFIC DIVISION						
Australian Union Conference	43	2,410	7,543	391	439	189
New Zealand Pacific Union Conference	19	805	1,449	74	104	44
Papua New Guinea Union Mission	120	20,128	25,366	903	941	6
Trans Pacific Union Mission	132	12,042	17,369	791	801	60
Totals	314	35,385	51,727	2,159	2,285	299
SOUTHERN AFRICA-INDIAN OCEAN DIVISION						
Botswana Union Conference	2	332	840	46	46	19
Indian Ocean Union Conference	66	492	3,037	100	101	6
Malawi Union Conference	9	1,796	2,768	78	82	18
Mozambique Union Mission	4	524	2,961	96	124	48
North-Eastern Angola Union Mission	63	2,140	7,765	192	275	105
Northern Zambia Union Conference	8	1,039	3,039	51	89	32
Southern Africa Union Conference	23	1,540	5,308	193	230	61
Southern Zambia Union Conference	18	4,801	8,154	123	183	76

Division and Union	Schools	Enrollment		Teachers and Other Employees		
		SDA Enrollment	Total Enrollment	SDA Teachers	Total Teachers	Other Employees
SOUTHERN AFRICA-INDIAN OCEAN DIV (CONT'D)						
South-Western Angola Union Mission	5	480	1,411	63	91	24
Zimbabwe Union Conference	105	15,507	52,227	998	1,318	33
Attached Field		no report				
Totals	303	28,651	87,510	1,940	2,539	422
SOUTHERN ASIA DIVISION						
East-Central India Union Section (2014)	18	1,645	10,485	188	689	36
Northeast India Union Section (2014)	18	4,575	9,810	114	397	34
Northern India Union Section (2014)	38	1,478	5,336	115	426	41
South-Central India Un Section (2014)	5	1,574	4,960	58	213	35
Southeast India Union Section (2014)	15	2,069	7,924	242	999	57
Southwest India Union Section (2014)	8	1,585	3,577	194	472	44
Western India Union Section (2014)	5	1,362	4,883	114	332	40
Totals (2014)	107	14,288	46,975	1,025	3,528	287
SOUTHERN ASIA-PACIFIC DIVISION						
Bangladesh Union Mission	152	1,235	4,239	240	256	44
Central Philippine Union Conference	69	3,165	6,836	305	305	47
East Indonesia Union Conference	16	25	87	4	9	1
Myanmar Union Mission	57	500	2,157	155	216	...
North Philippine Union Conference	163	5,705	13,473	526	526	46
Pakistan Union Section	6	122	922	27	37	2
South Philippine Union Conference	80	5,760	11,821	524	524	49
Southeast Asia Union Mission	32	1,503	4,837	343	404	59
West Indonesia Union Mission	103	3,800	9,674	631	763	142
Attached Fields	3	44	436	24	40	3
Totals	681	21,859	54,482	2,779	3,080	393
TRANS-EUROPEAN DIVISION						
British Union Conference	7	313	609	35	58	45
Danish Union of Churches Conference	7	42	471	25	48	11
Finland Union of Churches Conference	4	51	265	15	32	12
Netherlands Union Conference	1	2	123	4	17	2
Norwegian Union Conference	11	207	688	83	149	62
Swedish Union of Churches Conference	1	28	185	15	21	19
Attached Fields	1	11	37	2	7	5
Totals	32	654	2,378	179	332	156
WEST-CENTRAL AFRICA DIVISION						
Cameroon Union Mission	25	3,477	5,526	174	196	46
Central African Union Mission	13	530	6,882	135	267	...
Eastern Nigeria Union Conference	54	1,588	4,050	181	286	54
Eastern Sahel Union Mission	13	198	3,134	70	79	6
Northern Ghana Union Mission	531	18,341	66,340	1,520	3,153	75
Northern Nigeria Union Conference	11	109	480	8	12	1
Southern Ghana Union Conference	163	8,494	56,405	1,030	2,910	...
West African Union Mission	27	856	3,716	94	380	83
Western Nigeria Union Conference	15	736	3,241	98	191	77
Western Sahel Union Mission	12	246	3,240	118	142	44
Totals	864	34,575	153,014	3,428	7,616	386
ATTACHED TO GENERAL CONFERENCE						
Middle East and North Africa Un Mission	8	13	1,865	28	120	11
WORLD TOTALS 2015	5,705	477,665	1,188,910	38,702	51,965	13,342

*Not included in the institutional totals.

Note—In the tables above, dates in parentheses following the entries indicate the year of the most recent report.

Summary of Educational Institutions and Primary Schools	Institutions and Primary Schools	Enrollment				Graduates				Teachers				Other Employees
		Primary	Secondary	Worker Training	Tertiary	Primary	Secondary	Worker Training	Tertiary	Primary	Secondary	Worker Training	Tertiary	
Tertiary Institutions	114	142,530	26,714	13,561	9,194
Worker Training Institutions	53	7,596	1,198	541	...	315
Secondary Schools	2,326	...	583,946	56,957	36,711	13,553
Institutional Totals	2,493	...	734,072	84,869	50,813	23,062
Primary Schools*	5,705	1,188,910	51,965	13,342
WORLD TOTALS 2015	8,198	...	1,922,982	84,869	102,778	36,404
WORLD TOTALS 2014	7,782	...	1,864,352	80,793	95,739	33,208

*Not included in the institutional totals.

SECTION II—HEALTHCARE INSTITUTIONS

Table 28

Division and Institution	Location	Beds	Average Daily Census (Inpatients)	Admissions (Inpatients)	Outpatient Visits	SDA Employees	Other Employees	Total Employees	Charity Dollars
PART 1—Hospitals and Sanitariums									
									US\$
Parenthesized figures after "Totals" represent the number of hospitals and sanitariums in the divisions.									
EAST-CENTRAL AFRICA DIVISION									
Baraton Jeremic Community Medical Centre	Eldoret, Kenya	50	20	3,650	9,125	24	4	28	...
Gimbie Hospital	Gimbie, West Wollega, Ethiopia	78	63	4,632	27,545	191	11	202	...
Heri Adventist Hospital	Kigoma, United Republic of Tanzania	90	30	2,032	5,732	82	14	96	1,100
Ishaka Adventist Hospital	Bushenyi, Uganda	100	19	6,770	13,693	72	47	119	...
Kendu Adventist Hospital	Kendu Bay, Kenya	170	9	3,017	8,283	140	12	152	2,525
Kinshasa Adventist Medical Center	Kinshasa II, Dem Rep of the Congo	16	no recent report						
Lubumbashi Surgical Clinic	Lubumbashi, Dem Rep of the Congo	47	20	1,485	6,703	53	4	57	...
Mugonero Hospital	Kibuye, Rwanda	120	31	3,415	6,356	82	64	146	706
Nyanchwa Adventist Hospital	Kisii, Kenya	35	no recent report						
Songa Adventist Hospital	D/S Kamina, Dem Rep of the Congo	75	6	150	566	35	...	35	250
Totals (10)		781	198	25,151	78,003	679	156	835	4,581
INTER-AMERICAN DIVISION									
ACFE Adventist Medical Center (2012)	Mexico	16	no recent report						
Adventist Hospital of Haiti (2012)	Port-au-Prince, Haiti	70	no recent report						
Andrews Memorial Hospital (2012)	Kingston, Jamaica	65	no recent report						
Antilles Adventist Hospital (2010)	Willemstad, Curacao	47	no recent report						
Bella Vista Hospital (2010)	Mayaguez, Puerto Rico	157	no recent report						
Community Hospital of Seventh-day Adventists (2012)	Port of Spain, Trinidad	45	no recent report						
Davis Memorial Clinic and Hospital (2012)	Georgetown, Guyana	42	no recent report						
Montemorelos University Hospital (2012)	Montemorelos, Mexico	30	no recent report						
Southeast Hospital (2012)	Villahermosa, Tabasco, Mexico	32	no recent report						
Valley of the Angels Hospital (2012)	Tegucigalpa, Honduras	30	no recent report						
Venezuela Adventist Hospital (2012)	Barquisimeto, Venezuela	8	no recent report						
Vista del Jardin Adventist Medical Center (2009)	Santo Domingo, Dominican Republic	21	no recent report						
Totals (12)	
<i>Note—No total possible due to unsatisfactory reporting.</i>									
INTER-EUROPEAN DIVISION									
Berlin Hospital	Berlin, Germany	175	108	544	652	40,000
Lake Geneva Sanitarium	Gland, Switzerland	94	88	1,564	3,038	48	105	153	...
Totals (2)		269	88	1,564	3,038	156	649	805	40,000
NORTH AMERICAN DIVISION									
Adventist Bolingbrook Hospital	Bolingbrook, Illinois, USA	133	54	5,704	102,407	32	638	670	2,244,295
Adventist GlenOaks Hospital	Glendale Heights, Illinois, USA	143	78	5,630	35,516	13	623	636	2,358,080
Adv. HealthCare Behavioral Health & Wellness Services	Rockville, Maryland, USA	263	117	2,971	15,271	30	414	444	1,862,510
Adventist HealthCare Shady Grove Medical Center	Rockville, Maryland, USA	298	208	16,530	121,755	94	1,658	1,752	6,252,166
Adventist HealthCare Washington Adventist Hospital	Takoma Park, Maryland, USA	231	153	10,415	61,056	214	969	1,183	14,413,132
Adventist Hinsdale Hospital	Hinsdale, Illinois, USA	261	136	12,032	238,226	143	2,066	2,209	1,732,496
Adventist La Grange Memorial Hospital	La Grange, Illinois, USA	196	98	8,059	111,223	18	973	991	1,884,250
Adventist Medical Center - Hanford	Hanford, California, USA	199	113	9,661	254,100	1,871	21,679,571
Adventist Medical Center - Portland	Portland, Oregon, USA	302	113	10,251	141,496	1,563	8,895,148
Adventist Rehab Hospital of Maryland, Inc.	Rockville, Maryland, USA	87	73	1,941	29,542	13	345	358	964,421
Avista Adventist Hospital	Louisville, Colorado, USA	114	37	4,253	90,436	512	1,342,252
Beavercreek Medical Center (Indu & Raj Soin Medical)	Beavercreek, Ohio, USA	125	53	5,367	65,948	723	1,192,008
Castle Medical Center	Kailua, Hawaii, USA	160	94	7,476	44,644	768	932,347
Castle Rock Adventist Hospital	Castle Rock, Colorado, USA	53	21	2,499	73,848	417	725,089
Central Texas Medical Center	San Marcos, Texas, USA	170	42	4,140	170,339	11	642	652	10,462,622
Central Valley General Hospital	Hanford, California, USA	49	12	2,300	325,249	400	3,812,085
Chippewa Valley Hosp and Oakview Care Center	Durand, Wisconsin, USA	25	7	281	31,710	1	111	112	106,087
Feather River Hospital	Paradise, California, USA	100	45	4,461	346,264	999	2,344,865
Florida Hospital	Orlando, Florida, USA	2,603	1,887	135,797	3,062,303	1,959	19,029	20,998	129,813,084
Florida Hospital at Connerton Long Term Acute Care	Land O' Lakes, Florida, USA	50	49	672	1	2	253	255	90,987
Florida Hospital Carrollwood	Tampa, Florida, USA	120	53	4,990	44,434	3	638	641	5,626,855
Florida Hospital DeLand	DeLand, Florida, USA	150	98	8,688	140,873	26	978	1,004	6,466,066
Florida Hospital Fish Memorial	Orange City, Florida, USA	175	116	9,179	138,211	38	932	970	6,055,059
Florida Hospital Flagler	Palm Coast, Florida, USA	99	95	7,861	360,777	27	966	993	5,305,669
Florida Hospital Heartland Medical Center	Sebring, Florida, USA	222	161	11,356	321,798	140	1,510	1,650	3,375,278
Florida Hospital Memorial Medical Center	Daytona Beach, Florida, USA	277	208	14,838	251,284	21	2,110	2,131	10,116,011
Florida Hospital North Pinellas	Tarpon Springs, Florida, USA	168	71	5,248	59,067	1	570	571	3,697,173
Florida Hospital Tampa	Tampa, Florida, USA	493	325	22,454	123,346	29	2,924	2,953	23,080,950
Florida Hospital Waterman	Tavares, Florida, USA	269	188	14,859	119,653	86	1,622	1,708	11,025,958
Florida Hospital Wesley Chapel	Wesley Chapel, Florida, USA	83	57	5,643	54,505	27	832	859	3,172,975
Florida Hospital Zephyrhills	Zephyrhills, Florida, USA	139	92	8,348	97,854	49	832	881	3,464,855
Fort Hamilton Hospital	Hamilton, Ohio, USA	206	101	8,601	115,565	978	1,859,284
Frank R Howard Memorial Hospital	Willits, California, USA	25	15	1,399	30,116	253	1,480,772
Glendale Adventist Medical Center	Glendale, California, USA	515	276	19,977	281,848	2,002	17,227,821
Gordon Hospital	Calhoun, Georgia, USA	69	44	4,049	229,163	68	873	941	8,026,012
Grandview Hospital and Medical Center	Dayton, Ohio, USA	178	103	7,707	242,189	1,231	9,225,394
Greene Memorial Hospital	Xenia, Ohio, USA	49	21	2,134	96,302	390	1,505,285
Hackettstown Regional Medical Center	Hackettstown, New Jersey, USA	111	45	3,542	35,994	620	5,670,720

Division and Institution	Location	Beds	Average Daily Census (Inpatients)	Admissions (Inpatients)	Outpatient Visits	SDA Employees	Other Employees	Total Employees	Charity Dollars
PART 1—Hospitals and Sanitariums (Cont'd) US\$									
NORTH AMERICAN DIVISION (Cont'd)									
Kettering Behavioral Medicine Center	Dayton, Ohio, USA	60	33	1,980	1,232	143	...
Kettering Medical Center	Kettering, Ohio, USA	418	269	20,674	264,938	3,573	9,634,438
Littleton Adventist Hospital	Littleton, Colorado, USA	231	114	9,386	135,277	1,106	1,825,122
Lodi Memorial Hospital	Lodi, California, USA	190	93	1,136	...
Loma Linda Univ Behavioral Medical Center, Inc (2014)	Redlands, California, USA	89	72	4,559	35,775	93	261	354	143,499
Loma Linda University Medical Center* (2014)	Loma Linda, California, USA	881	570	34,104	705,107	1,801	4,927	6,728	108,217,759
Manchester Memorial Hospital	Manchester, Kentucky, USA	63	19	2,141	147,678	22	516	538	433,008
Metroplex Adventist Hospital	Killeen, Texas, USA	232	63	60,841	118,328	15	901	916	10,180,948
Murray Medical Center	Chatsworth, Georgia, USA	33	2	206	171,925	7	154	161	...
Park Ridge Health (Fletcher Hospital, Inc)	Hendersonville, North Carolina, USA	103	53	4,125	360,023	119	1,110	1,229	4,199,414
Parker Adventist Hospital	Parker, Colorado, USA	170	80	7,585	169,101	971	1,422,854
Porter Adventist Hospital	Denver, Colorado, USA	368	136	9,924	144,968	1,445	1,899,207
Rollins Brook Community Hospital	Lampasas, Texas, USA	25	10	663	16,049	87	1,274,115
San Joaquin Community Hospital	Bakersfield, California, USA	254	185	17,936	106,974	1,757	2,441,443
Shawnee Mission Medical Center	Shawnee Mission, Kansas, USA	504	240	22,232	481,122	106	3,130	3,236	11,141,474
Simi Valley Hospital	Simi Valley, California, USA	144	76	6,297	82,724	674	1,408,098
Sonora Regional Medical Center	Sonora, California, USA	152	123	4,866	155,724	1,190	3,968,717
Southview Medical Center	Centerville, Ohio, USA	123	46	3,578	128,898	586	4,608,694
St Helena Hospital - Clearlake	Clearlake, California, USA	25	15	1,448	52,865	369	3,042,952
St Helena Hospital Napa Valley	St. Helena, California, USA	212	116	7,386	82,825	851	5,736,874
Sycamore Medical Center	Miamisburg, Ohio, USA	108	62	6,468	137,968	787	7,732,244
Takoma Regional Hospital	Greeneville, Tennessee, USA	100	28	2,321	192,228	48	533	581	2,465,674
Texas Health Huguley (2014)	Burleson, Texas, USA	213	108	9,457	189,007	240	1,233	1,473	6,419,000
Tillamook Regional Medical Center	Tillamook, Oregon, USA	49	11	1,282	59,266	400	2,995,912
Ukiah Valley Medical Center	Ukiah, California, USA	67	32	3,658	102,479	607	2,737,954
Walla Walla General Hospital	Walla Walla, Washington, USA	72	11	1,569	37,673	331	2,062,384
White Memorial Medical Center	Los Angeles, California, USA	353	238	19,597	69,145	1,665	10,923,477
Totals (65)		14,149	8,264	675,596	12,213,612	5,496	55,273	91,183	546,404,893
<i>*General Conference institution is listed in the division where the main facility is located.</i>									
NORTHERN ASIA-PACIFIC DIVISION									
Adventist Medical Center (Japan)	Okinawa, Japan	48	33	1,087	93,295	57	103	160	...
Busan Adventist Hospital	Busan, Korea	266	228,493	149	205	354	32,516
Eden Adventist Hospital	Namyangju-si, Korea	198	158	6,046	57,598	112	...	112	187,555
Hong Kong Adventist Hospital - Stubbs Road	Hong Kong SAR	124	...	8,793	72,445	47	569	616	546,479
Hong Kong Adventist Hospital - Tsuen Wan	Tsuen Wan, Hong Kong SAR	160	84	14,631	130,677	63	523	586	24,880
Kobe Adventist Hospital	Kobe, Japan	116	84	2,537	87,164	86	195	281	...
Seoul Adventist Dental Hospital	Seoul, Korea	6	4	264	37,966	51	30	81	12,431
Seoul Adventist Hospital	Seoul, Korea	426	383	...	365,820	538	279	817	...
Taiwan Adventist Hospital	Taipei, Taiwan	389	169	15,485	481,690	45	937	982	5,120,524
Tokyo Adventist Hospital	Tokyo, Japan	186	117	4,782	54,640	106	223	329	...
Yosu Sanitarium and Hospital	Yosu City, Korea	99	64	887	892	36	1	37	7,319
Totals (11)		2,018	1,096	54,512	1,610,680	1,290	3,065	4,355	5,931,704
SOUTH AMERICAN DIVISION									
Ana Stahl Adventist Clinic (2013)	Iquitos, Peru	26	21	7,592	22,200	220	14	234	632,000
Asuncion Adventist Sanitarium (2013)	Asuncion, Paraguay	35	28	10,220	48,500	160	14	174	576,000
Belem Adventist Hospital (2013)	Belem, Para, Brazil	160	130	46,080	134,000	1,152	130	1,282	11,105,161
Belgrano Adventist Sanitarium (2013)	Buenos Aires, Argentina	66	53	19,272	110,000	386	42	428	50,000
Good Hope Clinic (Miraflores Adv Clinic) (2013)	Miraflores, Lima, Peru	90	56	10,347	240,000	748	35	783	3,225,000
Hohenau Adventist Sanitarium (2013)	Hohenau, Itapua, Paraguay	28	22	8,176	36,400	106	8	114	371,000
Juliaca Adventist Clinic (2013)	Juliaca, Peru	53	42	15,476	42,600	125	10	135	726,000
Los Angeles Adventist Clinic (2013)	Los Angeles, Chile	16	3	1,114	28,025	93	22	115	15,550
Manaus Adventist Hospital (2013)	Manaus, Amazonas, Brazil	110	88	32,120	290,400	782	78	860	11,088,000
Penfigo Adventist Hospital (2013)	Campo Grande, MS, Brazil	160	128	46,720	52,000	540	60	600	4,032,000
Quito Adventist Clinic (2013)	Quito, Ecuador	20	13	4,320	19,200	59	30	89	75,000
River Plate Sanitarium and Hospital (2013)	Libertador San Martin, Argentina	120	96	35,040	66,000	543	35	578	140,000
Sao Paulo Adventist Hospital (2013)	Sao Paulo, Sao Paulo, Brazil	60	48	17,520	65,400	340	48	388	3,024,000
Silvestre Adventist Hospital (2013)	Rio de Janeiro, RJ, Brazil	140	112	40,880	114,600	1,205	120	1,325	8,820,000
Totals (14)		1,084	840	294,877	1,269,325	6,459	646	7,105	43,879,711
SOUTH PACIFIC DIVISION									
Atoifi Adventist Hospital (2010)	Honiara, Solomon Islands	71	no report
Dalcross Adventist Hospital (2014)	Killara, NSW, Australia	55	24	1,681	102	...
Sydney Adventist Hospital (2014)	Wahroonga, NSW, Australia	565	429	23,544	183,679	1,492	150,000
Totals (3)		691	453	25,225	183,679	1,594	150,000
SOUTHERN AFRICA-INDIAN OCEAN DIVISION									
Antananarivo Adventist Surgical/Medical Clinic	Madagascar	10	no recent report
Adventist Health Center Lilongwe	Lilongwe, Malawi	15	5	2,527	16,789	60	15	75	...
AHS Chambo	Malawi	25	6	355	9,714	9	2	11	...
Andapa Adventist Hospital (2009)	Andapa, Sahamazava, Madagascar	35	no recent report
Blantyre Adventist Hospital	Blantyre, Malawi	40	25	2,429	39,237	137	81	218	3,046
Kanye Seventh-day Adventist Hospital	Kanye, Botswana	167	...	31,110	82,716	119	238	357	...

INSTITUTIONAL STATISTICS FOR 2015

Division and Institution	Location	Beds	Average Daily Census (Inpatients)	Admissions (Inpatients)	Outpatient Visits	SDA Employees	Other Employees	Total Employees	Charity Dollars
PART 1—Hospitals and Sanitariums (Cont'd)									
									US\$
SOUTHERN AFRICA-INDIAN OCEAN DIVISION (Cont'd)									
Lusaka Eye Hospital	Lusaka, Zambia	40	21,960	40	...
Mahabo Adventist Hospital (2009)	Mahabo, Indian Ocean	12	no recent report
Malamulo Hospital	Makwasa, Malawi	200	94	7,056	15,262	226	55	281	24,815
Maluti Adventist Hospital (2011)	Mapoteng, Lesotho	150	no recent report
Mwami Adventist Hospital (2009)	Chipata, Zambia	170	no recent report
Vista Clinic - Psychiatric Hospital	South Africa	126	no recent report
Yuka Adventist Hospital (2004)	Kalabo, Zambia	70	no recent report
Totals (13)		1,060	130	43,477	185,678	551	391	982	27,861
SOUTHERN ASIA DIVISION									
Aizawl Adventist Hospital (2005)	Aizawl, Mizoram, India	40	no recent report
METAS Adventist Hospital, Ranchi (2005)	Ranchi, India	130	no recent report
METAS Adventist Hospital, Surat (2005)	Surat, Gujarat, India	300	no recent report
METAS Giffard Memorial Hospital (2005)	Nuzvid, India	250	no recent report
Milton Mattison Memorial Hospital (2005)	Hapur, India	18	no recent report
Ottapalam Seventh-day Adventist Hospital (2005)	Ottapalam, India	160	no recent report
Pune Adventist Hospital (2012)	Pune, India	42	no recent report
Ruby Nelson Memorial Hospital (2005)	Jalandhar, India	52	no recent report
Scheer Memorial Hospital (2005)	Kathmandu, Nepal	150	no recent report
Seventh-day Adventist Medical Centre (2005)	Bangalore, Karnataka, India	50	no recent report
Simla Sanitarium and Hospital (2005)	Shimla, India	33	no recent report
Thanjavur Adventist Hospital (2009)	Thanjavur, Tamil Nadu, India	10	no recent report
Totals (12)	
<i>Note—No total possible due to unsatisfactory reporting.</i>									
SOUTHERN ASIA-PACIFIC DIVISION									
Adventist Hospital Cebu City (H W Miller Mem) (2012)	Cebu City, Philippines	100	57	4,297	8,554	134	5	139	...
Adventist Hospital Davao (2014)	Davao City, Philippines	62	40	4,242	25,404	140	24	154	116,332
Adventist Hospital Palawan (2014)	Puerto Princesa, Palawan, Philippines	90	66	5,994	21,635	262	37	299	30,000
Adventist Hosp - Santiago City (Cagayan Valley) (2012)	Santiago City, Isabela, Philippines	54	46	4,685	1,092	163	10	173	26,707
Adventist Medical Center - Bacolod City (2014)	Bacolod City, Philippines	150	97	9,442	36,258	433	69	502	265,799
Adventist Medical Center - Iligan City (2014)	Iligan City, Philippines	130	82	8,535	35,554	181	124	305	...
Adventist Medical Center - Valencia City (2014)	Valencia City, Bukidnon, Philippines	100	67	5,857	3,896	171	3	174	...
Adventist Medical Center Manila (2012)	Manila, Philippines	150	69	6,787	58,787	387	122	509	31,294
Bandar Lampung Adventist Hospital (2012)	Bandar Lampung, Sumatra, Indonesia	140	110	9,748	49,088	340	66	406	72,892
Bandung Adventist Hospital (2012)	Bandung, West Java, Indonesia	210	135	10,168	44,357	525	146	671	...
Calbayog Sanitarium and Hospital (2012)	Calbayog City, Philippines	15	8	1,093	1,680	19	10	29	500
Gingog Sanitarium and Hospital (2014)	Gingog City, Philippines	30	32	4,292	3,987	89	11	100	41,622
Karachi Adventist Hospital (2012)	Karachi, Pakistan	138	85	7,833	47,133	117	378	495	...
Lakeside Adventist Hospital (2014)	Kandy, Sri Lanka	48	19	2,655	22,237	30	71	101	1,920
Manado Adventist Hospital (2012)	Manado, Indonesia	90	40	248	400	170	8	178	20,000
Medan Adventist Hospital (2014)	Medan, Sumatra, Indonesia	101	57	16,726	10,955	134	49	183	5,597
Mission Hospital (Bangkok) (2014)	Bangkok, Thailand	109	43	3,415	74,154	42	320	362	...
Mission Hospital Phuket (2012)	Phuket, Thailand	83	64	7,178	201,348	5	295	300	4,000
Penang Adventist Hospital (2012)	Penang, Malaysia	211	148	16,328	293,575	233	804	1,037	1,942,574
Totals (19)		2,011	1,265	129,523	940,094	3,575	2,552	6,117	2,559,237
TRANS-EUROPEAN DIVISION									
Skogli Health and Rehabilitation Center (2014)	Lillehammer, Norway	109	102	102	...	25	49	74	...
WEST-CENTRAL AFRICA DIVISION									
Akoma Memorial Adventist Hospital	Bekwai-Ashanti, Ghana	50
Asamang Seventh-day Adventist Hospital	Agona Asamang, Ghana	82
Batouri Adventist Hospital	Batouri, Cameroon	30
Bere Adventist Hospital (2013)	Kelo, Moundou, Chad	60	34	5,500	12,112	22	14	36	...
Buea SDA Hospital	Buea, Cameroon	18
Dominase Adventist Hospital	Kumasi, Ghana	45
Glei Adventist Eye Hospital	Glei, Togo	25
Inisa Community Medical Centre	Inisa, Osun State, Nigeria	40
Jengre Seventh-day Adventist Hospital	Jos, Plateau State, Nigeria	50
Konkoma Seventh-day Adventist Hospital	Kumasi, Ghana	18
Koza Adventist Hospital	Koza, Extreme Nord, Cameroon	100
Kwadaso SDA Hospital	Kwadaso-Kumasi, Ghana	84
Seventh-day Adventist Cooper Hospital	Monrovia, Liberia	45
Seventh-day Adventist Hospital Ile-Ife (2013)	Ile-Ife, Osun State, Nigeria	128	61	...	21,645	34	47	81	...
Seventh-day Adventist Hospital - Koforidua	Koforidua, Ghana	50
Seventh-day Adv Hosp, Motherless Babies' Home	Aba, Abia State, Nigeria	80
Waterloo Seventh-day Adventist Hospital	Waterloo, Sierra Leone	13
Wiamoase Seventh-day Adventist Hospital	Wiamoase, Ashanti, Ghana	30
Totals (18)	
<i>Note—No total possible due to unsatisfactory reporting.</i>									
WORLD TOTALS 2015 (180)									
		24,918	12,531	1,255,527	16,517,866	18,287	62,842	113,167	598,997,987
<i>Note—Incomplete reporting.</i>									

Division and Union	Units	Beds	Average Daily Census (In-patients)	Admissions (In-patients)	SDA Employees	Other Employees	Total Employees
PART 2—Nursing Homes and Retirement Centers							
INTER-AMERICAN DIVISION							
Caribbean Union Conference	1	31
INTER-EUROPEAN DIVISION							
Austrian Union of Churches Conference	1	37	24	1	3	14	17
Franco-Belgian Union Conference	1	95
Italian Union of Churches Conference	1	93	93	19	26	29	55
North German Union Conference	4	472	460	197	52	333	385
Portuguese Union of Churches Conference	4	136	132	21	41	62	103
South German Union Conference	1	194	189	44	32	100	132
Spanish Union of Churches Conference	1	70	69	25	27	13	40
Swiss Union Conference	3	139	246	52	16	128	144
Totals	16	1,236	1,213	359	197	679	876
NORTH AMERICAN DIVISION							
Atlantic Union Conference	1	58	43	43	5	...	5
Canada, SDA Church in	4	407	407	152	89	451	540
Columbia Union Conference	3	487	459	1,011	386
Lake Union Conference	1
Mid-America Union Conference	2	222	180	577	260
Pacific Union Conference	1	82	63	16
Southern Union Conference	11	1,294	1,153	4,977	1,583
Southwestern Union Conference	2	294	224	811	269
Totals	25	2,844	2,529	7,571	94	451	3,059
NORTHERN ASIA-PACIFIC DIVISION							
Japan Union Conference	19	498	634	59	81	429	510
Korean Union Conference	5	382	396	298	124	105	229
Totals	24	880	1,030	357	205	534	739
SOUTH AMERICAN DIVISION							
South Brazil Union Conference	1	no recent report					
SOUTH PACIFIC DIVISION							
Australian Union Conference (2014)	33	2,120	1,256	36	210	1,035	1,245
New Zealand Pacific Union Conf (2014)	4	111	126	43	70
Totals	37	2,231	1,382	79	210	1,035	1,315
SOUTHERN AFRICA-INDIAN OCEAN DIVISION							
Indian Ocean Union Conference	1	10
Southern Africa Union Conference	7	462
Totals	8	472
TRANS-EUROPEAN DIVISION							
Danish Union of Churches Conf (2014)	2	91	94	...	9	61	70
Finland Union of Churches Conf (2013)	1	38	38	...	12	18	30
Hungarian Union Conference (2014)	1	81	80	28	17	27	44
Netherlands Union Conference (2014)	1	104	98	30	20	98	118
Norwegian Union Conference (2014)	2	89	88	55	16	97	113
Polish Union Conference (2014)	1	89	89	12	35	16	51
South-East European Union Conf (2014)	1	28	22	4	2	2	4
Totals	9	520	509	129	111	319	430
WORLD TOTALS 2015	121	8,214	6,663	8,495	817	3,018	6,419

Division and Union	Units	In-patient Beds	Out-patient Visits	SDA Employees	Other Employees	Total Employees
--------------------	-------	-----------------	--------------------	---------------	-----------------	-----------------

PART 3—Clinics and Dispensaries

EAST-CENTRAL AFRICA DIVISION						
Burundi Union Mission	5	62	103,210	45	9	54
East Congo Union Mission	8	71	3,837	89	6	95
East Kenya Union Conference	24	39	27,712	68	8	76
Ethiopian Union Mission	10	21	46,592	43	7	50

Division and Union	Units	In-patient Beds	Out-patient Visits	SDA Employees	Other Employees	Total Employees
EAST-CENTRAL AFRICA DIVISION (Cont'd)						
North East Congo Union Mission	47	500	72,743	255	107	362
Northern Tanzania Union Conference	19	144	117,454	203	31	234
Rwanda Union Mission	9	196	133,862	186	71	257
Southern Tanzania Union Mission	4	18	14,405	26	10	36
Uganda Union Mission	13	145	62,942	50	57	107
West Congo Union Mission	8	101	5,027	75	20	95
West Kenya Union Conference	15	33	42,720	55	14	65
Attached Fields	1	3	856	4	...	4
Totals	163	1,333	631,360	1,099	340	1,435

EURO-ASIA DIVISION						
Ukrainian Union Conference	4	134	11,270	89	3	62

INTER-AMERICAN DIVISION						
Caribbean Union Conference	3	no recent report				
East Venezuela Union Mission	3	no recent report				
Jamaica Union Conference	3	no recent report				
North Colombian Union Conference	2	no recent report				
North Mexican Union Conference	1	no recent report				
Puerto Rican Union Conference	2	no recent report				
Totals

Note—No total possible due to unsatisfactory reporting.

NORTH AMERICAN DIVISION						
Columbia Union Conference	1	...	6,176	...	5	5
Pacific Union Conference (2013)	58	...	972,193	220	1,371	1,591
Attd Field: Guam-Micronesia Mission	2	no recent report				
Totals	61	...	978,369	220	1,376	1,596

NORTHERN ASIA-PACIFIC DIVISION						
Japan Union Conference	2	...	129,159	15	36	51

SOUTH AMERICAN DIVISION						
East Brazil Union Mission	1	no recent report				
Paraguay Union of Churches Mission	1	no recent report				
South Brazil Union Conference	2	...	86,400	37	7	44
Southeast Brazil Union Conference	2	no recent report				
Totals

Note—No total possible due to unsatisfactory reporting.

SOUTH PACIFIC DIVISION						
Papua New Guinea Union Mission (2014)	35	174	17,477	63	36	99
Trans Pacific Union Mission (2014)	26	480	13,834	18	18	36
Totals	61	654	31,311	81	54	135

SOUTHERN AFRICA-INDIAN OCEAN DIVISION						
Botswana Union Conference	3	5
Indian Ocean Union Conference	4
Malawi Union Conference	15	157	108,621	173	41	214
Mozambique Union Mission	2
North-Eastern Angola Union Mission	6	44
Southern Africa Union Conference	16
Southern Zambia Union Conference	13	41
South-Western Angola Union Mission	4	26
Zimbabwe Union Conference	13	4
Attd Field: Sao Tome and Principe Mission	1
Totals

Note—No total possible due to unsatisfactory reporting.

SOUTHERN ASIA-PACIFIC DIVISION						
Bangladesh Union Mission	1	no recent report				
East Indonesia Union Conference	2	no recent report				
North Philippine Union Conference	1	no recent report				
Pakistan Union Section	1	no recent report				
South Philippine Union Conference	1	no recent report				
West Indonesia Union Mission	13	no recent report				
Totals

Note—No total possible due to unsatisfactory reporting.

INSTITUTIONAL STATISTICS FOR 2015

Division and Union	Units	In-patient Beds	Out-patient Visits	SDA Employees	Other Employees	Total Employees
PART 3—Clinics and Dispensaries (Cont'd)						
WEST-CENTRAL AFRICA DIVISION						
Cameroon Union Mission	5	no recent report				
Central African Union Mission	1	no recent report				
Eastern Nigeria Union Conference	2	no recent report				
Northern Ghana Union Mission	5	no recent report				
Northern Nigeria Union Conference	13	no recent report				
Southern Ghana Union Conference	4	no recent report				
Western Nigeria Union Conference	3	no recent report				
Western Sahel Union Mission	1	no recent report				
Totals						
<i>Note—No total possible due to unsatisfactory reporting.</i>						
World Totals 2015	441	2,398	1,976,490	1,714	1,857	3,537

Note—Incomplete reporting.

Division, Institution, and Location	Units	Beds	Average Daily Census	SDA Employees	Other Employees	Total Employees
PART 4—Orphanages and Children's Homes						
INTER-AMERICAN DIVISION						
Dominican Union Conference	1	no recent report				
SOUTH AMERICAN DIVISION						
Central Brazil Union Conference	12	no recent report				
South Brazil Union Conference	1	no recent report				
West Central Brazil Union Mission	4	no recent report				
Totals						
SOUTHERN ASIA DIVISION						
East-Central India Union Section	2	no recent report				
South-Central India Union Section	1	no recent report				
Totals						
WORLD TOTALS 2015	21					

Note—Incomplete reporting.

Note—In the tables above, the dates in parentheses following the entries indicate the year of the most recent report.

Part 5 of the Healthcare Report, "Airplanes and Medical Launches," has been temporarily removed due to insufficient reporting. See summary below for partial report.

Summary of Healthcare Institutions	Institutions	Beds or Units	Average Daily Census	Admissions (Inpatients)	Outpatient Visits	SDA Employees	Other Employees	Total Employees	Charity Dollars
US\$									
Hospitals and Sanitariums	180	24,918	12,531	1,255,527	16,517,866	18,287	62,842	113,167	598,997,987
Nursing Homes and Retirement Centers	121	8,214	6,663	8,495	...	817	3,018	6,419	...
Clinics and Dispensaries	441	2,398	1,976,490	1,714	1,857	3,537	...
Orphanages and Children's Homes	21
Airplanes and Medical Launches	2
WORLD TOTALS 2015	763	35,532	19,194	1,264,022	18,494,356	20,818	67,717	123,123	598,997,987
WORLD TOTALS 2014	729	32,189	20,422	1,259,766	18,540,628	20,723	62,044	122,795	752,853,166

Note—Incomplete reporting.

Note—Some organizations reported the number of employees by head count instead of as full-time equivalents (FTE).

INSTITUTIONAL STATISTICS FOR 2015

Division and Institution	Subscriptions			Trades			Job Printing	Total Sales	Employees	Periodicals	Languages
	Books	Magazines	Miscellaneous	Books/Bibles	Magazines/Periodicals	Miscellaneous					
	US\$	US\$	US\$	US\$	US\$	US\$	US\$	US\$			
Publishing Houses (Cont'd)											
TRANS-EUROPEAN DIVISION (Cont'd)											
Lithuanian Publishing Centre*	22,499	22,499	2
Macedonian Publishing House*	no report
Netherlands Publishing Service*	no report
Norwegian Publishing House*	no report
Polish Publishing House*	98,717	34,615	3,333	74,871	58,974	2,820	...	273,330	8	4	1
Serbian Publishing House*	no report
Slovenian Publishing House*	26,774	12,802	566	545	10,848	689	453	52,677	1	17	1
Stanborough Press Limited*	889,508	81,156	...	799,083	690,605	219,592	490,744	3,170,688	24	6	5
Totals (17)	1,053,515	385,223	6,294	952,290	842,842	223,101	491,197	3,954,462	41	36	...
WEST-CENTRAL AFRICA DIVISION											
Advent Press	190,580	245,967	745,848	...	395,492	1,577,887	52	15	4
Central African Publishing House	no report
Totals (2)	190,580	245,967	745,848	...	395,492	1,577,887	52	15	...
ATTACHED TO THE GENERAL CONFERENCE: MIDDLE EAST AND NORTH AFRICA UNION MISS											
Middle East and North Africa Publishing Association*	7,502	7,811	15,313	4	5	3
ISRAEL FIELD											
Life and Peace Publishing House*	no report
WORLD TOTALS 2015 (61)	49,063,241	19,687,853	1,357,076	44,304,180	34,700,241	7,622,650	17,346,898	174,082,139	2,027	356	...
WORLD TOTALS 2014 (62)	64,922,876	8,244,214	1,055,780	42,375,095	37,443,889	7,618,164	25,003,656	186,663,674	2,016	365	...
*Without printing facilities. Report incomplete.											

SECTION IV—FOOD INDUSTRIES

Table 30

Division and Institution	Location	Employees				Products					
		Full-time	Part-time	Casual	Student	Manufactured	Other				
Parenthesized figures after "Totals" represent the number of food industries in the divisions.											
INTER-AMERICAN DIVISION											
Inter-American Health Food Company											
Alimentos Colpac	Navojoa, Sonora, Mexico	208	18	38	21				
Caribbean Health Foods	St Joseph, Trinidad	110	15	45	26				
Cetebedi, S.A.	Alajuela, Costa Rica	87	8	17	3				
Colombia Branches (Productos Icolpan)	Medellin, Colombia	47	12	40	10				
Bucaramanga Branch	Bucaramanga, Colombia	21	5	19	3				
Cali Branch	Cali, Valle, Colombia	27	10	17				
Industrias Venepan	Nirgua, Yaracuy, Venezuela	90	6	...				
Productos Granix	Santo Domingo, Dominican Republic	61	16	44	43				
Viva Mejor - Barquisimeto	Barquisimeto, Venezuela	34	7	...				
Totals (9)		685	74	226	123				
INTER-EUROPEAN DIVISION											
Bioherba Health Food Company (Bioherba GmbH)	Heimertingen, Germany	60	2	641	421				
Granovita Canada	Heimertingen, Germany	5	30	...				
Spanish Food Factory (Granovita)	Vall d'Uixo, Spain	21	184	96				
Totals (3)		86	2	855	517				
NORTHERN ASIA-PACIFIC DIVISION											
Korean Sahmyook Food	Choongnam, Korea	256	65	...				
San-iku Foods	Sodegaura-shi, Chiba, Japan	42	97	13				
Totals (2)		298	162	13				
SOUTH AMERICAN DIVISION											
Argentina Food Factory (Alimentos Granix)	Buenos Aires, Argentina	1,033	271	36				
Brazil Food Factory (Superbom)	Sao Paulo, Brazil	162	65	24				
Totals (2)		1,195	336	60				
SOUTH PACIFIC DIVISION											
Life Health Foods	Australia and New Zealand	190	25	183	45				
Sanitarium Health and Wellbeing Company	Australia and New Zealand	729	85	136	...	370	157				
Totals (4)		919	85	136	25	553	202				
MIDDLE EAST AND NORTH AFRICA UNION MISSION											
Adventist Health Education Foundation (AHEF)	Cairo, Egypt	40	5	145	...				
WORLD TOTALS 2015 (19)		3,223	85	136	106	2,277	915				
WORLD TOTALS 2014 (22)		3,750	96	2,358	1,368				
Food Industry Sales, World 2015		US\$ 616,095,098									
Food Industry Sales, World 2014		US\$ 715,168,269									

ADVENTIST DEVELOPMENT AND RELIEF AGENCY (ADRA)

The Adventist Development and Relief Agency (ADRA) acts as the humanitarian arm of the Seventh-day Adventist Church and is active in over 134 countries, broken down into 10 regions below. In 2015, the funds for program support and implementation were in excess of US \$322,548,831. In

addition, over \$32,943,557 worth of gifts in kind were received. The ADRA network is comprised of 6,622 staff and 15,807 volunteers. The investment of resources, both monetary and otherwise, resulted in the implementation of 1,306 projects that impacted 18,503,456 people.

2015 Annual Statistical Report

Table 31

Division	Total Value of Aid	Supporting	Implementing	General Administration	Fundraising	Gifts in Kind	Staff	Volunteers
	US\$	US\$	US\$	US\$	US\$	US\$		
Africa Regional Office (East Central, West Central, Southern Africa-Indian Ocean) .	99,055,814	...	99,055,814	7,268,464	70,718	18,277,394	3,007	452
Asia Regional Office (Northern Asia-Pacific, Southern Asia, Southern Asia-Pacific).	34,079,236	9,444,114	24,635,122	2,344,936	32,207	75,797	939	2,007
Euro-Asia Division	11,237,251	25,500	11,211,751	333,327	33,327	3,452,946	291	574
Inter-American Division	5,309,905	...	5,309,905	555,316	76,813	265,823	117	987
Inter-European Division	26,807,432	22,104,479	4,702,953	4,272,966	461,597	1,160,018	175	4,506
North American Division	50,896,600	50,896,600	...	7,879,657	1,717,425	6,639,583	109	50
South American Division	29,429,774	...	29,429,774	2,109,632	154,930	...	1,410	791
South Pacific Division	21,059,152	11,245,411	9,813,741	2,079,944	651,914	2,133,257	163	5,739
Trans-European Division	26,912,752	22,755,730	4,157,022	2,224,126	502,074	938,739	152	631
Middle East and North African Union Mission	17,760,915	...	17,760,915	1,065,374	259	70

Network Statistics

Table 32

Type of Project	Projects	In US \$	Beneficiaries
Advocacy	14	1,567,579	105,136
Agriculture, Livelihood and Food Security	113	23,310,246	2,032,448
Capacity Building	35	694,826	27,444
Development Education	39	1,166,988	72,199
Disaster Relief/Emergency Activities	155	30,469,052	2,773,049
DRR/Climate Change/Environment	31	3,724,993	738,666
Economic Development and Environment	97	16,088,837	506,070
Education	171	29,382,867	816,824
Gifts in Kind	112	25,032,815	690,926
Health	170	23,984,582	2,463,394
Nutrition	24	6,631,084	282,977
Water, Hygiene, and Sanitation	77	13,248,824	1,216,791
Other Sectors	268	14,369,802	6,777,532
TOTALS	1,306	189,672,495	18,503,456

GLOBAL MISSION

The Church's Presence, Outreach, and Mission

Challenge of Global Mission.—The Global Mission document voted at the 1989 Annual Council and endorsed at the 1990 General Conference Session seeks to create an awareness, in concrete measurable terms, of what the gospel commission means to the church today.

Monitoring Global Advance.—Table 1 lists major unentered regions of the world according to conferences or missions rather than by countries. It is based on a challenge of Global Mission: to place a church among each one million of earth's population. To locate regions where the ratio of churches to population is less than 1:1,000,000, we have used the 2016 *Seventh-day Adventist Yearbook* to find those conferences or missions with low church-to-population ratios. For example, in the West Congo Union Mission of the East-Central Africa Division the Lower Congo Field has a population of 6.4 million and six churches. Therefore, on average, each church serves a population of 1.1 million people. Progress is indicated in the fact that in 1997, when this field was organized, each church served an average of 3.4 million people.

This view of the global challenge shows in which conferences or missions the great challenges lie in relation to the Adventist "presence." (For a definition of "presence" see "Definitions" in the next column.)

A column is provided to show the "Population Estimate (Millions) Per Church 1990 or When Organized" for comparison. The basis for these entries is the 1991 *Seventh-day Adventist Yearbook* or the *Yearbook* representing the year of the field's organization after 1990. In some cases the 2015 ratio is larger than the earlier ratio. This may be due to a population that is growing more rapidly than the church or to official revisions in population estimates, rather than to a loss of churches. In some cases the fields that existed in 1990 no longer exist by the same name or territory so a direct comparison is impossible. In other cases growth of churches has lowered the ratio below 1.0. These are being eliminated year by year as church growth occurs.

The number of churches is taken from the 2016 edition of the *Annual Statistical Report*; population statistics are for mid-2015 and are provided by the Population Reference Bureau of Washington, DC.

Some countries with a population of one million or more yet with little or no Seventh-day Adventist organizational structure are shown in parentheses.

Table 2 lists all countries and areas of the world and shows church-planting activity and general growth, including the number of ordained ministers, churches, companies, and members, for each country.

Although isolated Sabbath keepers or Seventh-day Adventists from other countries are known to reside in some countries where there is no organized church, the data here corresponds to official reports from the divisions.

The "Ordained Ministers" column excludes those who serve in administrative positions at the union and division levels.

Definitions.—Officially, what is a "country or area of the world?" For the purposes of this report, it is a political or geographical entity recognized by the United Nations. Because the Seventh-day Adventist Church does not involve itself in political affairs, the reader should attach no special significance to the presence of certain names in the list or the absence of others. The countries and areas shown in the accompanying Global Mission tables are as listed in the United Nations Statistics Division, Standard Country and Area Codes Classifications (M49) list, with changes through 6 November 2013. (Exception: Taiwan is not listed in the United Nations publication.) Population figures are supplied by the Population Reference Bureau of Washington, DC.

"Presence" means the existence within the territory of an organized church.

"Established work" exists in a country or area of the world when one or more of the following criteria have been met: (1) when an organized church meets regularly; (2) when a mission station, healthcare facility, or school is functioning regularly; or (3) when a regular full-time denominational employee is based in the country or area carrying on outreach or soul-winning activities through such units as a Sabbath school, an organized company, or a language school. Seventh-day Adventist work is *not* considered to be established in a country or area when it is limited to a series of evangelistic meetings, literature-evangelist work not based there, scattered Sabbath keepers, employees traveling through, or temporary service by regular employees, student missionaries, or other volunteer employees. Countries or areas where the church does not have established work are listed in a half-page table on page 87.

The "number of countries and areas of the world" as listed by the United Nations as of 6 November 2013 is 240. Our count is 237 because we do not count Hong Kong SAR or Macao SAR (or Taiwan) since they are considered part of China (except for the purposes of GM Table 3, where all three are counted); and we do not include Sark as it is part of the Bailiwick of Guernsey.

Symbols Used in Table 2:

- + Improvement, but percentage calculation is impossible because the beginning figure is zero.
- Decrease in growth.
- () Negative number.

GLOBAL MISSION (GM) Table 1
Conferences or Missions Where Each Church
Serves More Than One Million Persons

Conference, Mission, or Country	Population Estimate (Millions) 2015	Churches 2015	Population Estimate (Millions) Per Church		Conference, Mission, or Country	Population Estimate (Millions) 2015	Churches 2015	Population Estimate (Millions) Per Church	
			2015	1990 or When Organized				2015	1990 or When Organized
EAST-CENTRAL AFRICA DIVISION					EURO-ASIA DIVISION (Cont'd)				
East Kenya Union Conference (Somalia).....	11.1	0	no church	no church	Uzbekistan Field	31.3	12	2.6	1.7
Ethiopian Union Mission					(Afghanistan)	32.2	0	no church	no church
Tigray Attached Mission	4.9	3	1.6	1.0	Trans-Caucasus Union Mission				
West Congo Union Mission					Azerbaijan Mission	9.7	5	1.9	2.1
Congo Equatorial Field	7.0	6	1.2	no church	NORTHERN ASIA-PACIFIC DIVISION				
Lower Congo Field	6.4	6	1.1	3.4	Chinese Union Mission				
Attached Field					(China)	1,371.9	1,176	1.2	2.9
Eritrea Mission Field	5.2	3	1.7	1.2	Japan Union Conference				
EURO-ASIA DIVISION					East Japan Conference	66.0	53	1.2	1.2
Southern Union Mission					West Japan Conference	59.5	34	1.8	1.7
Tajikistan Field	8.5	3	2.8	1.1	Korean Union Conference				
Turkmenistan Field	5.4	1	5.4	5.6	(Korea, Democratic People's Rep. of)	25.0	0	no church	no church

Conference, Mission, or Country	Population Estimate (Millions) 2015	Churches 2015	Population Estimate (Millions) Per Church		Conference, Mission, or Country	Population Estimate (Millions) 2015	Churches 2015	Population Estimate (Millions) Per Church	
			2015	1990 or When Organized				2015	1990 or When Organized

TABLE 1—Conferences or Missions Where Each Church Serves More Than One Million Persons (Cont'd)

SOUTHERN ASIA DIVISION				
Northeast India Union Section				
Arunachal Pradesh Region	1.5	1	1.5	no church
Assam Region	29.9	17	1.8	2.1
Northern India Union Section				
Bihar Region	107.2	3	35.7	30.2
Chhattisgarh Region	27.7	10	2.8	6.9
Delhi Metro Region	18.2	6	3.0	7.0
Eastern Jharkhand Section	18.6	14	1.3	1.7
Eastern Uttar Pradesh Region	62.6	32	2.0	32.7
Haryana Region	28.7	16	1.8	21.0
Himachal Pradesh Region	7.4	6	1.2	1.4
Madhya Bharat Section	153.3	54	2.8	5.1
Upper Ganges Section	125.5	43	2.9	5.8
Western Uttar Pradesh Region	39.6	14	2.8	4.2
Southwest India Union Section				
Malabar Region	8.5	7	1.2	1.5
Western India Union Section				
Gujarat Conference	45.3	42	1.1	4.0
Mumbai Metro Section	25.6	20	1.3	1.3
Saurashtra Region	16.8	4	4.2	3.6
Vidharbha Region (Nagpur)	25.0	21	1.2	2.3
Attached Field				
Nepal Section	28.0	26	1.1	2.7
SOUTHERN ASIA-PACIFIC DIVISION				
Bangladesh Union Mission				
East Bangladesh Mission	53.5	25	2.1	16.9
South Bangladesh Mission	37.4	35	1.1	0.7
West Bangladesh Mission	39.0	28	1.4	2.2
Pakistan Union Section				
Northern Section	131.4	87	1.5	2.3
Southern Section	67.7	31	2.2	2.9

SOUTHERN ASIA-PACIFIC DIVISION (Cont'd)				
Southeast Asia Union Mission				
Cambodia Adventist Mission	15.4	6	2.6	no church
Thailand Mission	65.1	52	1.3	1.4
Vietnam Mission	91.7	15	6.1	3.2
Lao Attached Field	6.9	4	1.7	5.1
West Indonesia Union Mission				
Central Java Mission	41.5	35	1.2	1.2
Attached Field				
Timor-Leste Mission	1.2	1	1.2	1.1
TRANS-EUROPEAN DIVISION				
Attached Field				
Greek Mission	11.5	11	1.0	1.3
WEST-CENTRAL AFRICA DIVISION				
Eastern Sahel Union Mission				
Burkina Faso Mission	18.5	11	1.7	3.0
Niger Mission Station	18.9	2	9.5	no church
West African Union Mission				
Guinea Mission Station	11.0	2	5.5	3.0
Western Sahel Union Mission				
Mali Mission	16.7	5	3.3	4.1
Senegal/Mauritania Mission	18.3	6	3.1	3.7
ATTACHED TO GENERAL CONFERENCE				
Middle East and North Africa Union Mission				
East Mediterranean Region	68.4	7	9.8	2.5
Egypt-Sudan Field	130.0	18	7.2	6.8
Gulf Field	79.7	16	5.0	5.7
Maghreb Region	92.0	5	18.4	75.3
Turkey-Iran Field	157.0	4	39.3	39.3
(Palestine, State of)	4.5	0	no church	no church

GLOBAL MISSION (GM) Table 1a
Countries and Areas of the World Where
Seventh-day Adventist Work is Not Currently Established
As of December 31, 2015

Country or Area of the World	Continent	Division/Attached Field	Population Estimate mid-2015	Country or Area of the World	Continent	Division/Attached Field	Population Estimate mid-2015
Afghanistan	Asia	Euro-Asia	32,247,000	Maldives	Asia	Southern Asia	347,000
Aland Islands	Europe	Trans-European	29,000	Mauritania	Africa	West-Central Africa	3,641,000
Brunei Darussalam	Asia	Southern Asia-Pacific	413,000	Monaco	Europe	Inter-European	38,000
Comoros	Africa	Southern Africa-Indian Ocean	764,000	Palestine, State of	Asia	Asia	4,481,000
Gibraltar	Europe	Inter-European	30,000	Saint Pierre and Miquelon	North America	North American	6,000
Greenland	North America	Trans-European	56,000	San Marino	Europe	Inter-European	33,000
Guernsey	Europe	Trans-European	64,000	Somalia	Africa	East-Central Africa	11,123,000
Holy See	Europe	Inter-European	1,000	Svalbard and Jan Mayen Islands	Europe	Trans-European	2,000
Iran (Islamic Republic of)	Asia	Middle East and North Africa Un	78,483,000	Syrian Arab Republic	Asia	Middle East and North Africa Un	17,065,000
Jersey	Europe	Trans-European	100,000	Tokelau	Oceania	South Pacific	1,000
Korea, Democratic People's Rep of	Asia	Northern Asia-Pacific	24,983,000	Western Sahara	Africa	Middle East and North Africa Un	604,000

Summary

Countries and areas of the world as recognized by the United Nations	237
Countries and areas of the world in which Seventh-day Adventist work is established	215
Countries and areas of the world in which Seventh-day Adventist work is not established (listed above)	22
Estimated population of the world as of June 30, 2015	7,338,731,000
Estimated population of countries and areas of the world in which Seventh-day Adventist work is established	7,164,220,000
Estimated population of countries and areas of the world in which Seventh-day Adventist work is <i>not</i> established (listed above)	174,511,000

GENERAL STATISTICS FOR 2015

GLOBAL MISSION

(GM) Table 2

Seventh-day Adventist Presence in *Countries and Areas of the World

(*Please see "Definitions" on page 86 of this report.)

Country or Area of the World	Division	Continent	Ordained Ministers 2015	Churches 2015	Companies 2015	Church Membership 2015	Population Estimate (Thousands) 2015	Adventist Deaths Per Thousand	General Population Deaths Per Thousand	Church Membership Per Ten Thousand Population	Population Per Member Ratio**	% Net Membership Growth	
												Over Last Year	Over Last 10 Years
Afghanistan	ESD	As	0	0	0	5	32,247	0.00	8.00	0	5,374,500	0	150
Aland Islands	TED	Eur	0	0	0	10	29	0.00	0.00	3	2,636	0	(17)
Albania	TED	Eur	4	5	2	433	2,892	0.00	7.00	1	6,664	6	54
Algeria	MENA	Afr				74	39,948	0.00	6.00	0	532,640	0	164
American Samoa	SPD	Oc	4	10	5	1,818	67	2.80	4.75	271	37	2	14
Andorra	EUD	Eur	1	0	1	10	78	0.00	4.00	1	7,091	0	+
Angola	SID	Afr	145	1,207	2,048	397,916	25,000	2.52	14.00	159	63	(3)	37
Anguilla	IAD	NA	1	3	1	1,086	15	0.00	4.57	724	14	0	72
Antigua and Barbuda	IAD	NA	8	30	2	9,477	90	1.73	6.00	1,053	9	2	23
Argentina	SAD	SA	138	588	440	111,319	42,426	5.22	8.00	26	381	3	21
Armenia	ESD	As	4	19	9	840	3,017	16.51	9.00	3	3,587	(1)	(15)
Aruba	IAD	NA	3	8	2	893	109	1.17	8.18	82	122	4	57
Australia	SPD	Oc	244	421	105	59,691	23,890	8.23	7.00	25	400	1	14
Austria	EUD	Eur	21	51	13	4,140	8,616	11.65	9.00	5	2,081	0	11
Azerbaijan	ESD	As	2	5	6	527	9,651	15.07	6.00	1	18,278	(1)	(23)
Bahamas	IAD	NA	20	59	2	24,156	377	2.28	6.00	641	16	(1)	63
Bahrain	MENA	As				82	1,412	0.00	2.00	1	17,012	17	204
Bangladesh	SSD	As	21	123	291	29,324	160,411	0.94	6.00	2	5,470	(2)	22
Barbados	IAD	NA	7	58	1	19,127	278	5.09	9.00	688	15	2	13
Belarus	ESD	Eur	23	66	28	3,755	9,524	11.78	13.00	4	2,536	(8)	(25)
Belgium	EUD	Eur	4	31	3	2,462	11,211	9.62	10.00	2	4,552	3	39
Belize	IAD	NA	8	91	36	41,649	368	0.39	4.00	1,132	9	2	46
Benin	WAD	Afr	6	22	59	3,444	10,583	0.68	10.00	3	3,072	18	(8)
Bermuda	NAD	NA	8	11	1	3,939	65	7.65	8.23	606	16	0	4
Bhutan	SUD	As	0	8	29	713	757	0.00	7.00	9	1,060	5	+
Bolivia, Plurinational State of	SAD	SA	58	374	709	113,135	10,476	4.54	7.00	108	93	6	(29)
Bonaire, Sint Eustatius, and Saba	IAD	NA	3	4	1	782	26	5.28	0.00	301	33	3	49
Bosnia and Herzegovina	TED	Eur	5	23	0	601	3,650	8.36	9.00	2	6,063	1	(13)
Botswana	SID	Afr	22	135	89	42,439	2,140	0.77	8.00	198	50	6	63
Brazil	SAD	SA	1,566	8,418	8,540	1,599,465	204,519	4.89	6.00	78	128	6	14
British Virgin Islands	IAD	NA	3	8	0	1,934	29	2.15	4.99	667	15	4	49
Brunei Darussalam	SSD	As	0	0	0	0	413	0.00	3.00	0	413,000	0	0
Bulgaria	EUD	Eur	48	119	122	7,207	7,181	20.56	15.00	10	996	(1)	(8)
Burkina Faso	WAD	Afr	6	11	63	1,526	18,450	0.95	11.00	1	12,083	(64)	(49)
Burundi	ECD	Afr	48	413	405	118,991	10,742	2.45	10.00	111	90	9	31
Cabo Verde	WAD	Afr	10	32	31	8,230	514	0.63	6.00	160	62	4	69
Cambodia	SSD	As	7	6	28	6,646	15,417	1.73	6.00	4	2,319	5	23
Cameroon	WAD	Afr	80	909	510	93,503	23,739	3.83	11.00	39	254	5	(16)
Canada	NAD	NA	217	378	82	68,977	35,833	7.03	7.00	19	519	2	24
Cayman Islands	IAD	NA	9	16	1	5,575	54	3.06	5.53	1,032	10	0	92
Central African Republic	WAD	Afr	3	51	45	6,387	5,552	2.90	16.00	12	869	3	(23)
Chad	WAD	Afr	10	42	14	2,404	13,707	7.38	14.00	2	5,699	4	(17)
Chile	SAD	SA	129	667	361	99,938	18,025	7.36	6.00	55	180	(2)	(18)
China	NSD	As	118	1,176	3,434	428,907	1,371,920	3.38	7.00	3	3,199	3	25
Colombia	IAD	SA	180	1,586	861	250,281	48,218	18.22	6.00	52	193	(21)	9
Comoros	SID	Afr	0	0	0	0	764	0.00	9.00	0	764,000	0	0
Congo	WAD	Afr	1	16	2	793	4,755	0.00	10.00	2	5,989	6	10
Congo, Democratic Republic of the	ECD	Afr	335	1,960	1,654	550,411	73,340	2.41	16.00	75	133	5	11
Cook Islands	SPD	Oc	4	15	2	979	15	4.16	8.03	653	15	2	49
Costa Rica	IAD	NA	19	238	81	74,047	4,832	6.60	4.00	153	65	2	36
Cote d'Ivoire	WAD	Afr	15	72	76	6,885	23,281	2.31	14.00	3	3,381	22	(32)
Croatia	TED	Eur	13	78	11	2,792	4,215	15.08	12.00	7	1,509	0	(12)
Cuba	IAD	NA	53	324	136	32,464	11,139	11.96	8.00	29	343	3	27
Curacao	IAD	NA	4	27	3	7,494	158	2.46	8.00	474	21	2	60
Cyprus	TED	As	2	2	0	90	1,153	0.00	6.00	1	12,670	3	18
Czech Republic	EUD	Eur	57	144	30	7,560	10,551	9.19	10.00	7	1,395	0	1
Denmark	TED	Eur	9	44	1	2,406	5,676	13.64	9.00	4	2,358	(1)	(7)
Djibouti	ECD	Afr	0	0	0	0	900	0.00	9.00	0	900,000	0	0
Dominica	IAD	NA	4	23	5	7,067	68	2.01	9.00	1,039	10	1	12
Dominican Republic	IAD	NA	107	794	481	306,490	10,508	0.21	6.00	292	34	2	35
Ecuador	SAD	SA	38	259	409	59,527	16,279	3.48	5.00	37	273	0	(3)
Egypt	MENA	Afr				748	89,074	2.70	6.00	0	118,924	1	(10)
El Salvador	IAD	NA	41	754	222	196,490	6,366	1.51	5.00	309	32	(1)	50
Equatorial Guinea	WAD	Afr	2	6	18	1,322	805	0.00	13.00	16	608	10	(26)
Eritrea	ECD	Afr	1	3	12	526	5,200	0.00	7.00	1	9,867	0	5
Estonia	TED	Eur	6	19	0	1,493	1,311	18.30	12.00	11	878	(2)	(13)
Ethiopia	ECD	Afr	152	908	377	169,346	98,148	1.76	8.00	17	580	4	15
Faeroe Islands	TED	Eur	0	1	0	58	49	0.00	8.71	12	831	0	(6)
Falkland Islands (Malvinas)	SAD	SA	1	0	0	0	3	0.00	4.90	0	3,000	0	0
Fiji	SPD	Oc	24	159	101	24,573	867	2.10	8.00	283	35	(1)	(2)
Finland	TED	Eur	8	62	7	4,822	5,447	16.30	10.00	9	1,129	(1)	(7)
France	EUD	Eur	54	129	17	14,298	64,347	4.74	8.00	2	4,500	4	30
French Guiana	IAD	SA	6	11	6	2,733	251	0.38	3.00	109	92	4	25

Country or Area of the World	Division	Continent	Ordained Ministers 2015	Churches 2015	Companies 2015	Church Membership 2015	Population Estimate (Thousands) 2015	Adventist Deaths Per Thousand	General Population Deaths Per Thousand	Church Membership Per Ten Thousand Population	Population Per Member Ratio**	% Net Membership Growth	
												Over Last Year	Over Last 10 Years

Table 2—Seventh-day Adventist Presence in Countries and Areas of the World (Cont'd)

French Polynesia	SPD	Oc	4	40	17	5,138	263	3.84	5.00	195	51	4	11
Gabon	WAD	Afr	2	18	10	3,041	1,751	0.34	9.00	17	576	3	6
Gambia	WAD	Afr	3	5	8	295	2,022	10.45	10.00	1	6,831	3	(65)
Georgia	ESD	As	4	9	4	368	3,804	18.13	12.00	1	10,309	(5)	(3)
Germany	EUD	Eur	188	558	29	34,846	81,132	16.00	11.00	4	2,328	0	(4)
Ghana	WAD	Afr	208	1,436	1,992	289,897	27,673	5.32	8.00	105	95	11	(8)
Gibraltar	EUD	Eur	1	0	0	3	30	0.00	8.37	1	7,500	0	+
Greece	TED	Eur	3	11	9	442	11,521	11.42	10.00	0	26,007	1	(7)
Greenland	TED	NA	0	0	0	0	56	0.00	8.49	0	56,000	0	-
Grenada	IAD	NA	4	44	7	13,912	111	3.03	8.00	1,253	8	0	22
Guadeloupe	IAD	NA	15	64	11	12,440	407	1.87	7.00	306	33	1	13
Guam	NAD	Oc	5	7	2	1,292	184	3.98	6.00	70	142	3	11
Guatemala	IAD	NA	34	890	268	241,092	16,184	1.10	5.00	149	67	2	49
Guernsey	TED	Eur	0	0	0	0	64	0.00	8.78	0	64,000	0	0
Guinea	WAD	Afr	1	2	26	1,801	10,986	0.00	12.00	2	6,097	0	88
Guinea-Bissau	WAD	Afr	3	6	14	3,055	1,788	0.00	13.00	17	585	3	30
Guyana	IAD	SA	10	161	51	63,033	743	0.72	7.00	848	12	3	33
Haiti	IAD	NA	145	569	513	433,333	10,924	1.03	9.00	397	25	3	48
Holy See	EUD	Eur	0	0	0	0	1	0.00	0.00	0	1,000	0	0
Honduras	IAD	NA	23	458	242	178,914	8,340	0.55	5.00	215	47	(2)	18
Hong Kong Special Administrative Region (China)	NSD	As	20	17	3	4,531	7,286	6.37	6.00	6	1,608	(7)	9
Hungary	TED	Eur	20	119	23	5,254	9,835	20.85	13.00	5	1,872	13	14
Iceland	TED	Eur	2	6	1	475	331	10.48	6.00	14	695	0	(16)
India	SUD	As	395	4,393	4,974	1,548,225	1,314,098	0.47	7.00	12	849	2	45
Indonesia	SSD	As	603	1,687	625	212,851	255,742	2.18	6.00	8	1,202	5	18
Iran (Islamic Republic of)	MENA	As				0	78,483	0.00	5.00	0	78,483,000	(100)	-
Iraq	MENA	As				96	37,056	0.00	4.00	0	382,021	0	(45)
Ireland	TED	Eur	3	5	4	532	4,630	1.97	6.00	1	8,687	5	213
Isle of Man	TED	Eur	0	1	0	29	87	0.00	10.06	3	2,900	0	+
Israel	ISRF	As	5	11	9	700	8,375	3.61	5.00	1	11,947	(16)	(10)
Italy	EUD	Eur	33	110	18	9,486	62,467	7.29	10.00	2	6,584	0	26
Jamaica	IAD	NA	120	670	58	292,845	2,727	1.77	7.00	1,074	9	2	36
Japan	NSD	As	46	101	50	15,270	126,867	13.38	10.00	1	8,308	0	1
Jersey	TED	Eur	0	0	0	0	100	0.00	7.68	0	100,000	0	0
Jordan	MENA	As				179	8,118	0.00	6.00	0	45,100	0	13
Kazakhstan	ESD	As	20	42	24	2,648	17,544	17.46	8.00	2	6,623	(4)	(18)
Kenya	ECD	Afr	528	5,550	3,617	866,296	44,306	1.64	8.00	196	51	5	56
Kiribati	SPD	Oc	5	14	15	2,627	113	0.00	9.00	232	43	1	55
Korea, Democratic People's Republic of+	NSD	As	0	26	0	866	24,983	0.00	9.00	0	28,815	0	0
Korea, Republic of	NSD	As	598	685	167	244,755	50,714	0.25	5.00	48	207	2	30
Kuwait	MENA	As				195	3,838	0.00	2.00	1	19,582	1	23
Kyrgyzstan	ESD	As	4	12	14	745	5,951	17.69	6.00	1	7,977	1	(44)
Lao People's Democratic Republic	SSD	As	5	4	10	1,309	6,903	0.00	6.00	2	5,269	2	89
Latvia	TED	Eur	19	52	2	3,917	1,978	18.72	14.00	20	505	(1)	(1)
Lebanon	MENA	As				284	6,185	10.60	5.00	0	21,702	0	(28)
Lesotho	SID	Afr	6	41	27	8,926	1,924	2.62	20.00	46	216	12	68
Liberia	WAD	Afr	12	71	67	18,512	4,503	1.39	9.00	41	243	17	(16)
Libya	MENA	Afr				121	6,317	0.00	4.00	0	51,779	0	78
Liechtenstein	EUD	Eur	0	0	0	9	38	0.00	7.00	2	3,800	0	+
Lithuania	TED	Eur	8	18	8	779	2,911	8.40	14.00	3	3,732	(6)	(18)
Luxembourg	EUD	Eur	0	2	0	128	569	0.00	7.00	2	4,411	6	86
Macao Special Administrative Region (China)	NSD	As	0	2	1	286	659	0.00	3.00	4	2,296	4	46
Macedonia, The Former Yugoslav Republic of	TED	Eur	5	15	8	541	2,070	23.90	10.00	3	3,819	(1)	(14)
Madagascar	SID	Afr	88	830	1,126	141,326	23,047	1.99	7.00	61	163	5	55
Malawi	SID	Afr	153	1,408	1,782	482,696	17,174	2.81	11.00	281	36	7	89
Malaysia	SSD	As	42	271	155	55,778	30,789	0.68	5.00	18	552	2	22
Maldives	SUD	As	0	0	0	0	347	0.00	3.00	0	347,000	0	0
Mali	WAD	Afr	1	5	21	1,692	16,749	0.00	15.00	1	9,893	3	27
Malta	EUD	Eur	1	1	0	31	431	0.00	8.00	1	13,469	0	82
Marshall Islands	NAD	Oc	2	3	6	826	55	2.66	4.00	150	67	10	37
Martinique	IAD	NA	8	68	6	15,907	379	2.78	8.00	420	24	1	10
Mauritania	WAD	Afr	0	0	1	69	3,641	0.00	9.00	0	52,014	11	1,625
Mauritius	SID	Afr	12	34	5	4,813	1,263	1.89	8.00	38	262	1	26
Mayotte	SID	Afr	0	0	1	101	230	0.00	2.00	4	2,255	+	+
Mexico	IAD	NA	434	3,862	4,263	719,005	127,017	3.31	5.00	57	177	4	30
Micronesia (Federated States of)	NAD	Oc	2	7	1	1,746	103	1.17	5.00	170	59	2	64
Moldova, Republic of	ESD	Eur	33	149	89	9,190	4,109	13.75	11.00	22	447	(2)	(21)
Monaco	EUD	Eur	0	0	0	0	38	0.00	7.00	0	38,000	0	0
Mongolia	NSD	As	11	6	5	2,146	3,029	15.64	6.00	7	1,411	2	145
Montenegro	TED	Eur	2	5	0	238	622	19.84	10.00	4	2,603	(6)	(7)
Montserrat	IAD	NA	0	2	1	1,036	5	10.74	6.30	2,072	5	1	(9)
Morocco	MENA	Afr				53	34,121	0.00	6.00	0	631,870	0	342
Mozambique	SID	Afr	30	1,034	1,650	346,622	25,736	0.99	13.00	135	74	6	68
Myanmar	SSD	As	53	232	101	30,439	52,147	4.36	9.00	6	1,713	4	22
Namibia	SID	Afr	5	102	28	19,889	2,482	2.53	7.00	80	125	5	23
Nauru	SPD	Oc	0	1	0	45	11	0.00	8.00	41	239	0	+
Nepal	SUD	As	0	26	82	9,101	28,039	0.00	7.00	3	3,081	1	129
Netherlands	TED	Eur	19	58	16	5,736	16,942	11.22	9.00	3	2,953	1	27

GENERAL STATISTICS FOR 2015

Country or Area of the World	Division	Continent	Ordained Ministers 2015	Churches 2015	Companies 2015	Church Membership 2015	Population Estimate (Thousands) 2015	Adventist Deaths Per Thousand	General Population Deaths Per Thousand	Church Membership Per Ten Thousand Population	Population Per Member Ratio**	% Net Membership Growth	
												Over Last Year	Over Last 10 Years
New Caledonia	SPD	Oc	3	6	4	939	272	1.20	6.00	35	289	13	61
New Zealand	SPD	Oc	43	81	25	12,690	4,598	9.02	7.00	28	362	2	11
Nicaragua	IAD	NA	30	271	233	136,945	6,262	0.34	5.00	219	46	5	84
Niger	WAD	Afr	1	2	7	133	18,884	3.80	11.00	0	140,925	(49)	(34)
Nigeria	WAD	Afr	276	1,148	1,280	223,378	181,839	4.55	14.00	12	814	7	(6)
Niue	SPD	Oc	1	1	0	7	2	0.00	0.00	35	250	40	0
Norfolk Island	SPD	Oc	0	1	0	32	2	58.82	0.00	160	61	(6)	(24)
Northern Mariana Islands	NAD	Oc	0	1	3	299	57	3.05	3.71	52	190	(9)	69
Norway	TED	Eur	0	62	2	4,556	5,192	11.52	8.00	9	1,139	1	(3)
Oman	MENA	As				57	4,201	0.00	3.00	0	72,431	24	30
Pakistan	SSD	As	24	118	120	10,940	199,047	3.87	7.00	1	18,193	18	10
Palau	NAD	Oc	1	4	2	1,238	18	5.91	11.00	688	15	5	47
Palestine, State of		As	0		0	0	4,481	0.00	4.00	0	4,481,000	0	0
Panama	IAD	NA	40	314	184	68,621	3,980	12.93	5.00	172	58	(10)	(2)
Papua New Guinea	SPD	Oc	238	989	3,153	252,039	7,745	2.98	10.00	325	31	5	7
Paraguay	SAD	SA	19	61	91	11,459	7,020	1.76	6.00	16	613	6	(13)
Peru	SAD	SA	248	2,364	3,236	407,492	31,152	6.54	5.00	131	76	(3)	(43)
Philippines	SSD	As	488	4,705	2,066	988,483	102,965	1.15	6.00	96	104	8	89
Pitcairn	SPD	Oc	0	1	0	22	0	0.00	0.00	0	-	0	0
Poland	TED	Eur	29	116	31	5,831	38,478	11.30	10.00	2	6,598	0	1
Portugal	EUD	Eur	32	95	23	9,333	10,349	10.17	10.00	9	1,109	0	6
Puerto Rico	IAD	NA	106	309	11	32,924	3,502	11.08	8.00	94	106	(3)	(8)
Qatar	MENA	As				215	2,395	0.00	1.00	1	11,088	10	412
Reunion	SID	Afr	5	18	2	1,362	851	7.29	5.00	16	624	(10)	0
Romania	EUD	Eur	61	1,103	241	65,833	19,839	18.15	13.00	33	301	(1)	(6)
Russian Federation	ESD	Eur	203	646	487	43,717	144,302	16.55	13.00	3	3,301	(1)	(17)
Rwanda	ECD	Afr	148	1,745	563	687,386	11,331	1.52	8.00	607	16	7	79
Saint Barthelemy	IAD	NA	0	0	0	4	9	0.00	0.00	4	1,800	0	33
Saint Helena	SID	Afr	0	1	0	109	5	18.18	7.44	218	45	(1)	35
Saint Kitts and Nevis	IAD	NA	1	12	1	2,482	46	2.80	7.09	540	19	(1)	24
Saint Lucia	IAD	NA	3	48	10	17,792	175	0.79	7.42	1,017	10	0	22
Saint Martin	IAD	NA	1	4	2	465	31	0.00	0.00	150	67	0	5
Saint Pierre and Miquelon	NAD	NA	0	0	0	0	6	0.00	9.72	0	6,000	0	0
Saint Vincent and the Grenadines	IAD	NA	7	39	2	15,423	110	1.99	7.18	1,402	7	2	24
Samoa	SPD	Oc	12	35	27	9,407	194	1.65	5.00	485	21	3	89
San Marino	EUD	Eur	0	0	0	0	33	0.00	8.00	0	33,000	0	0
Sao Tome and Principe	SID	Afr	4	9	60	6,809	196	1.33	7.00	347	29	13	211
Saudi Arabia	MENA	As				311	31,565	0.00	4.00	0	101,170	21	+
Senegal	WAD	Afr	3	6	4	579	14,690	3.51	8.00	0	25,328	2	32
Serbia	TED	Eur	39	167	0	6,377	8,899	19.06	14.00	7	1,395	(1)	(6)
Seychelles	SID	Afr	2	5	7	1,001	93	1.06	8.00	108	93	6	25
Sierra Leone	WAD	Afr	6	50	101	8,995	6,503	3.95	14.00	14	723	(21)	(44)
Singapore	SSD	As	6	8	1	3,003	5,541	1.36	5.00	5	1,845	2	27
Sint Maarten	IAD	NA	3	6	1	2,887	46	1.45	4.51	628	16	4	59
Slovakia	EUD	Eur	16	41	12	2,285	5,424	6.68	9.00	4	2,373	2	6
Slovenia	TED	Eur	0	15	2	563	2,064	9.09	9.00	3	3,660	2	9
Solomon Islands	SPD	Oc	40	191	262	48,940	642	0.78	5.00	762	13	3	39
Somalia	ECD	Afr	0	0	0	0	11,123	0.00	12.00	0	11,123,000	0	0
South Africa	SID	Afr	125	1,097	319	127,880	55,041	1.67	10.00	23	430	5	68
South Sudan	ECD	Afr	29	59	168	26,347	12,152	0.21	12.00	22	461	9	103
Spain	EUD	Eur	43	111	45	16,625	46,368	5.47	9.00	4	2,789	1	35
Sri Lanka	SSD	As	5	37	22	3,018	20,869	1.05	6.00	1	6,913	5	(13)
Sudan	MENA	Afr				105	40,884	0.00	9.00	0	385,698	0	50
Suriname	IAD	SA	4	15	3	4,708	576	1.09	7.00	82	122	2	36
Svalbard and Jan Mayen Islands	TED	Eur	0	0	0	0	2	0.00	0.00	0	2,000	0	0
Swaziland	SID	Afr	4	23	43	7,903	1,286	1.63	14.00	61	163	7	85
Sweden	TED	Eur	7	33	4	2,828	9,805	11.10	9.00	3	3,466	1	3
Switzerland	EUD	Eur	21	52	6	4,575	8,293	9.94	8.00	6	1,812	1	5
Syrian Arab Republic	MENA	As				0	17,065	0.00	7.00	0	17,065,000	0	0
Taiwan (China)	NSD	As	45	56	29	6,273	23,468	5.85	7.00	3	3,741	2	22
Tajikistan	ESD	As	0	3	6	195	8,452	0.00	7.00	0	43,122	4	(73)
Tanzania, United Republic of	ECD	Afr	197	2,643	2,327	514,596	52,291	2.97	9.00	98	102	9	50
Thailand	SSD	As	35	52	74	15,136	65,121	1.47	8.00	2	4,302	1	40
Timor-Leste	SSD	As	0	1	2	525	1,245	1.92	8.00	4	2,367	1	573
Togo	WAD	Afr	11	48	95	7,377	7,231	2.84	11.00	10	980	5	(21)
Tokelau	SPD	Oc	0	0	0	0	1	0.00	0.00	0	1,000	0	0
Tonga	SPD	Oc	8	12	19	3,060	103	0.00	7.00	297	34	0	49
Trinidad and Tobago	IAD	NA	40	156	29	65,483	1,351	0.88	8.00	485	21	1	9
Tunisia	MENA	Afr				47	11,026	0.00	6.00	0	229,708	0	88
Turkey	MENA	As				268	78,215	0.00	5.00	0	290,762	103	319
Turkmenistan	ESD	As	0	1	2	95	5,373	20.83	8.00	0	55,969	(1)	17
Turks and Caicos Islands	IAD	NA	2	10	1	2,999	49	0.00	3.10	612	16	9	146
Tuvalu	SPD	Oc	1	1	2	362	12	0.00	9.00	302	33	34	204
Uganda	ECD	Afr	153	964	1,954	291,555	40,141	0.78	9.00	73	138	2	90
Ukraine	ESD	Eur	213	857	273	50,569	45,128	21.42	15.00	11	892	(1)	(18)
United Arab Emirates	MENA	As				809	9,577	1.36	1.00	1	11,823	10	240
United Kingdom of Great Britain and Northern Ireland	TED	Eur	122	272	37	35,581	65,092	5.17	9.00	5	1,829	2	40
United States of America	NAD	NA	2,711	5,074	748	1,140,224	321,235	6.63	8.00	35	282	1	18

Table 2—Seventh-day Adventist Presence in Countries and Areas of the World (Cont'd)

Country or Area of the World	Division	Continent	Ordained Ministers 2015	Churches 2015	Companies 2015	Church Membership 2015	Population Estimate (Thousands) 2015	Adventist Deaths Per Thousand	General Population Deaths Per Thousand	Church Membership Per Ten Thousand Population	Population Per Member Ratio**	% Net Membership Growth	
												Over Last Year	Over Last 10 Years

Table 2—Seventh-day Adventist Presence in Countries and Areas of the World (Cont'd)

United States Virgin Islands	IAD	NA	9	13	2	8,872	107	1.25	8.54	829	12	1	15
Uruguay	SAD	SA	17	57	35	8,243	3,562	17.13	10.00	23	432	0	18
Uzbekistan	ESD	As	1	12	5	713	31,291	10.60	5.00	0	43,825	(6)	(47)
Vanuatu	SPD	Oc	16	85	130	23,203	278	2.86	5.00	835	12	9	50
Venezuela (Bolivarian Republic of)	IAD	SA	115	1,137	520	302,547	30,620	0.69	5.00	99	101	6	106
Viet Nam	SSD	As	12	15	133	12,023	91,714	0.09	7.00	1	7,628	4	48
Wallis and Futuna Islands	SPD	Oc	0	0	1	18	13	0.00	5.06	14	684	20	+
Western Sahara	MENA	Afr				0	604	0.00	6.00	0	604,000	0	0
Yemen	MENA	As				0	26,737	0.00	7.00	0	26,737,000	0	0
Zambia	SID	Afr	100	2,456	3,983	1,079,064	15,474	1.89	13.00	697	14	7	117
Zimbabwe	SID	Afr	94	2,084	2,318	845,213	17,354	1.42	9.00	487	21	5	75

SUMMARY

Africa	3,055	28,710	29,022	7,423,989	1,171,354		63	158	6	51
Asia	2,586	13,898	12,488	3,639,970	4,396,677		8	1,208	4	47
Europe	1,376	5,452	1,605	372,356	743,951		5	1,998	0	(2)
North America	4,251	15,709	7,650	4,205,252	573,374		73	136	2	30
Oceania	657	2,085	3,882	450,991	39,505		114	88	4	14
South America	2,529	15,698	15,262	3,033,880	413,870		73	136	1	1

WORLD TOTALS 2015	14,454	81,552	69,909	19,126,438	7,338,731		26	384	4	33
-------------------	--------	--------	--------	------------	-----------	--	----	-----	---	----

WORLD TOTALS 2014	14,095	78,810	69,213	18,478,982	7,238,184		26	392	2	33
-------------------	--------	--------	--------	------------	-----------	--	----	-----	---	----

Note—Statistics for some countries or areas are not available. **Population per member is calculated as population divided by members plus one (to avoid dividing by zero). +No report since 1959.

GLOBAL MISSION
(GM) Table 3
10/40 Window

Matthew 24:14: "And this gospel of the kingdom will be preached in the whole world as a testimony to all nations, and then the end will come." NIV
The 10/40 Window describes a rectangular-shaped region of the world map in the eastern hemisphere between the 10 and 40 northern lines of latitude, which includes North Africa, the Middle East, and Asia, where more than 60% of the world's population live. This region is home to some of the largest people groups who do not have access to the Gospel message. The majority of the world's least evangelized countries and a great number of the poor are within the 10/40 Window. It contains three of the world's dominant religions: Islam, Hinduism, and Buddhism, plus the non-religious. Much of this region also has Biblical and historical significance.

Countries and Areas in the 10/40 Window

Afghanistan	China	Iraq	Malaysia	Palestine, State of	Timor-Leste
Albania	Djibouti	Israel	Maldives	Qatar	Tunisia
Algeria	Egypt	Japan	Mali	Saudi Arabia	Turkey
Azerbaijan	Eritrea	Jordan	Mauritania	Senegal	Turkmenistan
Bahrain	Ethiopia	Kazakhstan	Mongolia	Somalia	United Arab Emirates
Bangladesh	Gambia	Korea, North	Morocco	South Sudan	Uzbekistan
Benin	Guinea	Kuwait	Myanmar	Sri Lanka	Viet Nam
Bhutan	Guinea-Bissau	Kyrgyzstan	Nepal	Sudan	Western Sahara
Brunei Darussalam	Hong Kong SAR (China)	Lao People's Democratic Rep	Niger	Syria	Yemen
Burkina Faso	India	Lebanon	Nigeria	Taiwan (China)	
Cambodia	Indonesia	Libya	Oman	Tajikistan	
Chad	Iran	Macao SAR (China)	Pakistan	Thailand	

General Church Statistics Inside and Outside the 10/40 Window 2015

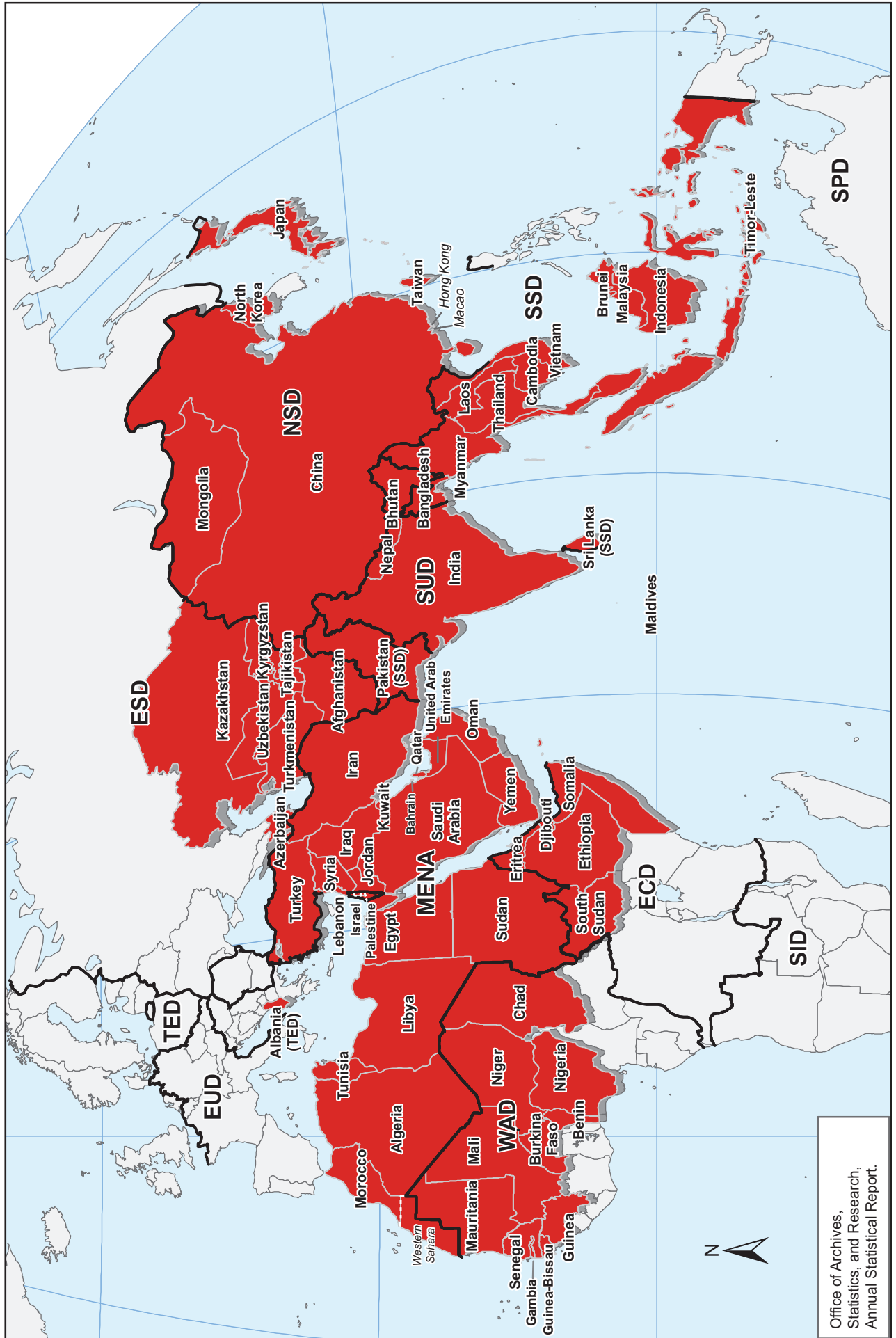
	Number of Countries	Ordained Ministers	Churches	Companies	Church Membership	Population Estimate (Thousands) Mid-2015	Population Per Member Ratio
Inside the 10/40 Countries	69	1,988	10,717	12,310	2,838,607	4,860,308	1,712
Outside the 10/40 Countries	168	12,466	70,835	57,599	16,287,831	2,478,423	152

Number of Seventh-day Adventist Institutions as Listed in the SDA Yearbook in the 10/40 Window 2015

	Food Industries	Hospitals	Media Centers	Radio and TV Stations	Medical/Dental Clinics and Air Bases	Nursing Homes/ Retirement Centers	Orphanages	Publishing Houses	Tertiary Schools	Secondary Schools
Inside the 10/40 Countries	4	33	2	4	51	5	3	12	21	116
Outside the 10/40 Countries	12	145	13	100	277	83	23	48	85	538

Seventh-day Adventist Mission Challenge:

The countries of the "10/40 Window" (approved by the GC Mission Board) and the World Divisions to which they are assigned.



LANGUAGES AND DIALECTS IN WHICH SEVENTH-DAY ADVENTIST PUBLICATIONS ARE NOW IN PRINT

Table 33

Country or Area of the World	Language or Dialect	Country or Area of the World	Language or Dialect	Country or Area of the World	Language or Dialect
Albania	Albanian, Tosk	Dominican Republic	Spanish	Kuwait	Arabic, Standard; English
Algeria	Arabic, Standard; English	Ecuador	Aymara, Central; Quichua, Chimborazo Highland; Spanish	Kyrgyzstan	Kyrgyz; Russian
Angola	Portuguese	Egypt	Arabic, Standard; English	Lao People's Dem Rep	Lao (Laotian)
Argentina	Spanish	El Salvador	Spanish	Latvia	Latvian; Russian
Armenia	Armenian; Russian	Equatorial Guinea	Ndowe coastal people; Spanish	Lebanon	Arabic, Standard; English
Aruba	Papiamentu (Papiamentu)	Eritrea	Tigrigna (Tigrinya)	Lesotho	Sotho, Southern (Sesotho)
Australia	Chinese, Mandarin; Croatian; English; Fijian (Fiji); Italian; Korean; Polish; Portuguese; Rarotongan (Cook Islands Maori); Russian; Samoan; Spanish; Swahili; Tongan (Tonga)	Estonia	Estonian; Russian	Liberia	English
Austria	German, Standard	Ethiopia	Afar; Amharic (Amarigna); Dawro (Kullo); Hadiyya (Guddelign;* Gudeilla;* Hadiyigna*); Kambaata (Kembata); Oromo, West Central (Oromiffa); Sebat Bet Gurage (Gurage); Sidamo (Sidaminya); Tigrigna (Tigrinya); Wolaytta (Wolaitta)	Libya	English
Azerbaijan	Azerbaijani, North; Russian	Faeroe Islands	Faroese	Lithuania	Lithuanian; Russian
Bahrain	Arabic, Standard; English	Fiji	Fijian (Fiji); Hindi, Fiji; Kiribati (Kiribati): Banaban; Rotuman	Macao SAR (China)	Chinese, Mandarin
Bangladesh	Bengali (Bangla)	Finland	Finnish; Swedish	Macedonia, The Former Yugoslav Rep of	Albanian, Tosk; Macedonian; Serbo-Croatian (Croatian; Serbian)
Belarus	Russian	France	French	Madagascar	French; Malagasy
Belgium	French; Vlaams (Flemish)	French Guiana	French	Malawi	Chichewa (Chewa; Nyanja); English; Lomwe (Ngulu); Sena, Malawi (Chisena); Tumbuka; Yao
Benin	French	French Polynesia	French; Tahitian	Malaysia	Chinese, Mandarin; Iban (Sea Dayak); Malay; Tamil
Bermuda	English; Spanish	Gabon	French	Mali	Badyara (Badjara); Bambara; Bozo, Jenaama (Boso, Sorogaama); Dogon, Tommo So; French; Konabere (Bobo, Northern Bobo Madare); Krio; Aku; Kuwaataay (Kwatay); Maninkakan, Western (Malinke); Pulaar (Peehl); Pulaar Fulfulde); Songai (Sonrai); Soninke; Tamasheq (Kidal)
Bhutan	Nepali	Gambia	English	Malta	Maltese
Bolivia (Plurinational State of)	Aymara, Central; Quechua, South Bolivian; Spanish	Georgia	Georgian; Russian	Marshall Islands	Marshallese
Bonaire, Sint Eustatius, and Saba	Papiamentu (Papiamentu)	Germany	German, Standard; Russian	Martinique	French
Bosnia and Herzegovina	Serbo-Croatian (Croatian; Serbian)	Ghana	Akan; Asante; Fante; Kwawu; (Akuapim); Dagbani; Dangme (Adangme); Krobo; English; Ewe; Hausa	Mauritania	Arabic, Standard; French; Pulaar (Fulfulde Pulaar); Wolof
Botswana	Kgalagadi (Shekgalagadi); Khwe: Bukakhwe, River Bushman; Tswana (Setswana); Yeyi (Shiyeyi)	Greece	Greek	Mauritius	English; French
Brazil	German, Standard; Japanese; Karaja; Portuguese	Greenland	Inuktitut, Greenlandic (Greenlandic Eskimo)	Mexico	Spanish
Brunei Darussalam	Malay	Guadeloupe	French	Micronesia (Federated States of)	Chuukese (Truk; Trukese); Kusaie (Kosrae; Kosraean); Ngatik Men's Creole (Ngatikese); Pingelap (Pingelapese); Ponapean (Pohnpeian)
Bulgaria	Bulgarian; Turkish	Guam	Chamorro; English; Tagalog	Moldova, Republic of	Romanian (Rumanian); Russian
Burkina Faso	Bisa; Buamu (Bwamu); French; Fulfulde, Northeastern Burkina Faso; Gourmanchema (Goulmacema; Gourma); Julia (Dioula); Konabere (Bobo Fing); Samo, Southern	Guatemala	Spanish	Mongolia	Mongolian, Halh: Halh (Khalkha)
Burundi	French; Rundi (Kirundi)	Guinea	Arabic, Hassaniyya; French	Montenegro	Serbo-Croatian (Croatian; Serbian)
Cabo Verde	Crioulo, Upper Guinea; Portuguese	Guinea-Bissau	Bidyogo (Bijago); Portuguese	Morocco	Arabic, Standard; English
Cambodia	Khmer, Central (Cambodian)	Guyana	Akawaio	Mozambique	Chisua*; Lomwe (Ngulu); Makhuwa (Macua); Manyawa; Ndaou (Chindau); Shanga; Nyanja; Chewa (Chichewa); Portuguese
Cameroon	Batanga (Banoho; Bapuku; Noho); Benga; Bulu; English; Fe'Fe' (Bamileke-Fe'Fe'); French; Fulfulde, Adamawa (Adamawa Fulani); Kwasio (Ngumba); Mabi; Medumba (Bamileke-Medumba)	Haiti	French	Myanmar	Burmese (Myen); Chin, Falam; Chin, Haka; Chin, Matu; Chin, Mizo (Hualngo, Lushai); Chin, Ngawn; Chin, Tedim; Chin, Thado; Jingpho (Kachin); Karen, Pwo Western; Karen, S'gaw (Burmese Karen; S'gaw); Mon
Canada	Chinese, Mandarin; English; French; Ghananian Languages; Hungarian; Khmer, Central (Cambodian); Korean; Portuguese; Romanian (Rumanian); Serbo-Croatian (Croatian; Serbian); Spanish; Tagalog; Ukrainian; Yugoslavian*	Honduras	Miskito (Mosquito); Spanish	Namibia	Afrikaans; English; German, Standard; Portuguese
Central African Republic	Sango	Hong Kong SAR (China)	Chinese, Mandarin	Nauru	Nauruan
Chad	French	Hungary	Hungarian	Nepal	Nepali
Chile	Romanian; Spanish	Iceland	Icelandic	Netherlands	Dutch; English; Papiamentu (Papiamentu); Vlaams (Flemish)
China	Chinese, Mandarin; Hmong Njua (Miao); Korean; Mongolian, Peripheral	India	Assamese; Bengali (Bangla); English; Garo; Gujarati; Hindi; Kannada; Khasi; Malayalam; Marathi; Meitei: Pangal (Manipuri); Mizo (Hualngo, Lushai); Lushai; Mundari; Naga, Sumi (Sema); Naga, Tangkhul; Oriya; Panjabi, Eastern (Gurmukhi); Tamil; Telugu (Telegu); Urdu	New Caledonia	French
Colombia	Spanish	Indonesia	Bali (Balinese); Batak Angkola; Batak Dairi (Pakpak); Batak Karo; Batak Simalungun (Simelungan); Batak Toba; Dusun Witu; Hawu (Havunese); Sabu; Sawu); Indonesian; Javanese; Komering; Kwerba (Airmati); Lampung Api (Lampung); Manggarai; Minangkabau (Padang); Sasak; Sunda (Sundanese); Talaud; Termanu; Bokai, Korbafo (Korbaffo), Pa'da (Termanu), Pa'da Kona (Keka-Talae, Southern Termanu); Toraja-Sa'dan (Toraja); Wersing (Kolana, Kolana-Wersin)	New Zealand	Afrikaans; English; Fijian; French; Korean; Maori; Russian; Samoan; Tongan (Tonga)
Congo	French	Iran (Islamic Rep of)	English; Persian, Iranian (Farsi)	Nicaragua	Miskito (Mosquito); Spanish
Congo, Democratic Republic of the	Alur (Lur); Bangala (Ngala); French; Hema (Kihema); Kakwa; Koongo (Kikoongo); Fioti; Lega-Shabunda (Kilega); Lendu (Bbadha; Kilendu); Lingala; Luba-Kasai (Ciluba; Tshiluba); Lugbara (High Lugbara); Lusengo; Mongo (Kimongo*); Nande (Kinandi, Nandi); Rundi (Kirundi); Rwanda (Kinyarwanda, Runyarwanda); Shi (Kishi); Swahili, Congo (Zaire Swahili); Zande	Iraq	Arabic, Standard; English	Niger	English
Cook Islands	Rarotongan (Cook Islands Maori)	Ireland	English	Nigeria	Efik; English; Fulfulde, Adamawa (Fulani); Hausa; Igbo (Ibo); Urhobo; Yoruba
Costa Rica	Bribri; Kuna, San Blas (San Blass Cuna); Spanish	Israel	Arabic, Standard; English; Hebrew	Niue	Niue
Cote d'Ivoire	French	Italy	Italian	North Cyprus	English; Turkish
Croatia	Croatian	Japan	Japanese	Northern Mariana Isl	Chamorro; English
Cuba	Spanish	Jordan	Arabic, Standard; English	Norway	Norwegian, Bokmal
Curacao	Papiamentu (Papiamentu)	Kazakhstan	Kazakh; Russian	Oman	Arabic, Standard; English
Czech Republic	Czech	Kenya	Ekegusii (Gusii, Kisii); Gikuyu (Kikuyu); Kalenjin: Nandi, Kipsigis, Tugen; Kamba (Kikamba); Kimiiru (Kimeru, Meru); Luo; Luyia (Luyha); Maasai (Kimaasai); Swahili (Kiswahili)	Urdu	Urdu
Denmark	Danish	Kiribati	Kiribati (Ikiribati): Banaban	Palau	Palauan (Palau)
		Korea, Republic of	Korean	Panama	Kuna, San Blas (San Blass Cuna); Spanish
				Papua New Guinea	Kuanua (Tolai); Motu, Hiri (Police Motu); Tok Pisin (Pidgin)
				Paraguay	Guarani, Paraguayan; Japanese; Spanish

Country or Area of the World	Language or Dialect	Country or Area of the World	Language or Dialect	Country or Area of the World	Language or Dialect
Peru	Aymara, Southern; Quechua, Cuzco; Spanish	South Africa	Afrikaans; English; German, Standard; Polish; Portuguese; Sotho, Southern (Sesotho); Tsonga (Shangaan); Tswana (Setswana); Venda; Xhosa; Zulu	Ukraine	Hungarian; Romanian (Rumanian); Russian; Ukrainian
Philippines	Bikol, Central (Central Bicolano); Bontok, Central; Cebuano: Cebu; Ilocano; Masbateno; Pampangan (Pampango); Pangasinan; Tagalog; Waray-Waray (Samareno)	South Sudan	Acholi; Aja; Anuak (Anyuak, Anywaa); Baka; Bari; Kuku; Didinga; Dinka; Kakwa; Keliko; Ma'di; Mandari (Mundari); Moro; Mundu; Njalgulgule (Ngulgule); Nuer (Naath); Otuho (Lotuka); Reel (Atwot); Shilluk (Chulla); Zande (Azande)	United Arab Emirates	Arabic, Standard; English
Poland	Polish	Spain	Catalan; Romanian; Spanish	United Kingdom of Great Britain and Northern Ireland	Afrikaans; Dutch; English; French; Polish; Punjabi, Western; Spanish; Swahili
Portugal	Portuguese	Sri Lanka	Sinhala (Sinhalese); Tamil	United States of America	Afrikaans; Akan: Twi; Armenian; Burmese; Cebuano (Visayan); Chinese, Mandarin; Chinese, Yue (Cantonese); Danish; English; Estonian; Fijian; Filipino; Finnish; French; French, Cajun; German, Standard; Ghananian Languages; Greek; Gusii (Kisii); Haitian Creole
Puerto Rico	Spanish	Sudan	Arabic, Standard; English		French; Hausa; Hmong; Hmong Daw (Meo Kao); Hungarian; Igbo (Ibo); Ilocano; Indonesian; Italian; Japanese; Karen; Karen, S'gaw; Khmer, Central (Cambodian); Korean; Lao (Laotian); Lau; Luyia (Luhya); Navajo (Navaho); Norwegian, Bokmal; Oromo (Afan Oromo); Panjabi, Eastern (Punjabi); Pidgin, Nigerian; Polish; Portuguese; Romanian (Rumanian); Russian; Rwanda (Kinyarwanda); Samoan; Serbo-Croatian (Croatian; Serbian); Shona; Slavic; Spanish; Sunda (Sundanese); Swahili; Swedish; Tagalog; Thai; Tongan (Tonga); Ukrainian; Vietnamese; Vlaams (Flemish); Yoruba
Qatar	Arabic, Standard; English	Suriname	Hindustani, Samami (Caribbean Hindustani); Sranan (Taki-Taki)	Uruguay	Spanish
Reunion	French	Sweden	Serbo-Croatian (Croatian; Serbian); Swedish	Uzbekistan	Russian; Uzbek, Northern
Romania	Hungarian; Romanian	Switzerland	French; German, Standard; Italian	Vanuatu	Ambae, East; Ambrym, North; Apma: Suru Rabwanga; Daakaka (Baiap; Dakaka; South Ambrym); Efate, North: Tongoa; Lenakel; Malua Bay (Espieghe Bay); Mpotovoro; Paama; Sakao (Sakau); Tolomako (Big Bay); Uripiv-Wala-Rano-Atchin: Atchin (Nale); Venen Taut (Big Nambas)
Russian Federation	Avar; Chechen; Erzya (Mordvin); Kabardian; Karachay-Balkar; Balkar; Ossetic (Osetin); Russian; Tatar	Syrian Arab Republic	Arabic, Standard; English	Venezuela (Bolivarian Republic of)	Akawaio; Spanish
Rwanda	French; Rwanda (Kinyarwanda, Runyarwanda)	Taiwan (China)	Amis (Ami); Chinese, Mandarin; Paiwan	Viet Nam	Chinese, Mandarin; Vietnamese
Saint Helena	English	Tajikistan	Russian; Tajiki	Yemen	Arabic, Standard; English
Saint Martin (French Part)	French	Tanzania, United Rep of	Asu (Kipare); Bena (Ekibena); Ha (Kiha); Haya (Ekihaya); Jita (Kijita); Kinga (Ekikinga); Kuria (Kikuria); Lamang (Waha); Luo; Maasai (Kimaasai); Mochi (Chagga); Nyakyusa-Ngonde (Nyakusa); Nyamwezi (Kinyamwezi); Sukuma (Kisukuma); Swahili (Kiswahili)	Zambia	Bemba (Chibemba); Chichewa (Chewa; Nyanja); Kaonde; Lala-Bisa: Lala; Swaka; Lamba (Chilamba); Lenje (Chilenje); Lozi; Lunda; Ndembu; Luvale; Tonga (Zambezi); Tumbuka
Samoa	Samoan	Thailand	Chinese, Mandarin; Karen, Pwo Western; Karen, S'gaw (Burmese Karen; S'gaw); Lao (Laotian); Thai	Zimbabwe	English; Ndebele; Shona
Sao Tome and Principe	Portuguese	Timor-Leste	Indonesian; Tetun Dili (Tetum)		
Saudi Arabia	Arabic, Standard; English	Togo	Adele; Ewe; French; Gen (Gen-Gbe; Mina); Ife (Ana); Igo; Kabiye (Cabrais; Kabre); Lama (Lamba; Loss); Moba; Ntcham; Tem (Kotokoli)		
Senegal	Badyara; Bainouk-Gunyaamolo: Gunyamoolo; French; Jola-Fonyi (Diola-Fogny; Jola-Fogny); Jola-Kasa; Kaingma*; Krio: Aku; Kuwaataay (Kwatay); Mandjak (Mandyak; Mandjaque); Maninkakan, Western (Malinke); Mankanya (Mancagne); Menik (Budik); Noon; Oniyan (Basari); Pulaar (Pulaar Fulfulde): Toucouleur; Pular (Fuuta Jalon); Serer-Sine (Serere-Sine); Soninke; Wolof (Ouolof)	Tonga	Tongan (Tonga)		
		Tunisia	Arabic, Standard; English		
		Turkey	English; Persian, Iranian (Farsi); Turkish		
		Turkmenistan	Russian; Turkmen		
		Tuvalu	Tuvaluan (Tuvalu)		
		Tanzania, United Rep of	Aringa (Low Lugbara); Chiga (Rukiga); Ganda (Luganda); Konzo (Konjo, Lhukonzo, Olukonjo); Lango; Ma'di; Nyanakore (Nyankole, Ulunyankole); Nyoro (Runyoro); Rwanda (Kinyarwanda, Runyarwanda)		

Symbols Used in the Languages Column in this Table: () = *Synonym.*

: = *Dialect.*

* = *Not found in Ethnologue Languages of the World, copyright 2015, but recognized by the home division.*

, = *Used to qualify a main language with a differentiating adjective.*

Summary of All Languages and Dialects in Which Seventh-day Adventist Work is Being Conducted

Languages and Dialects Used in Publications	375
Languages and Dialects Used in Publications and Oral Work	1,002
Living Languages in the World	7,097

SUMMARY OF SEVENTH-DAY ADVENTIST WORLD STATISTICS

Table 34

Year	Union Conferences and Missions	Local Conferences and Missions	Ministerial Credential	Commissioned Minister Credential	Comm. Ministry of Teaching Credential	Missionary Credential	Ministerial License	Commissioned Minister License	Comm. Ministry of Teaching License	Missionary License	Bible Instructors	Literature Evangelist Credential and License	Total General Employees	Churches	Church Membership at End of Year	Tithe		Intradivision and Local Church Funds	Total Tithe and Offerings Per Capita	
																US\$	US\$			US\$
1863	...	6	22	8	30	125	3,500	8,000	2.29	
1870	...	11	37	35	72	179	5,440	21,822	3,553	...	4.66	
Total, 1863-1870	127,803	5,354	
1880	...	32	144	116	260	640	15,570	61,857	5,944	...	4.35	
Total, 1871-1880	395,711	42,762	
1890	...	42	227	184	411	1,016	29,711	225,434	61,431	...	9.66	
Total, 1881-1890	1,436,016	350,327	
1900	...	2	87	510	337	571	1,500	1,892	75,767	510,259	151,710	...	8.74	
Total, 1891-1900	3,680,164	1,090,639	
1910	...	23	193	828	458	1,234	...	1,697	3,407	2,769	104,526	1,338,690	458,944	426,134	21.27	
Total, 1901-1910	9,177,599	2,479,084	1,867,939	...	
1920	...	46	301	1,287	1,068	1,898	...	2,332	5,896	4,541	185,450	7,195,463	3,251,550	1,407,391	63.92	
Total, 1911-1920	29,954,225	13,116,820	7,756,101	...	
1930	...	71	430	2,062	1,204	2,664	...	2,936	10,599	6,741	314,253	6,230,362	4,020,398	1,861,849	38.54	
Total, 1921-1930	56,134,097	35,011,005	16,919,992	...	
1940	...	69	330	2,691	1,553	4,130	...	3,062	14,270	8,924	504,752	8,071,654	3,827,536	2,327,139	28.18	
Total, 1931-1940	62,378,514	33,741,995	18,155,890	...	
1950	...	80	370	4,056	1,256	2,410	...	7,100	589	3,793	20,274	10,237	756,812	27,728,250	9,998,658	8,181,149	73.60	
Total, 1941-1950	200,597,522	78,976,581	50,034,473	...	
1960	...	74	356	6,515	3,001	3,204	...	8,781	591	3,320	23,479	12,975	1,245,125	59,132,241	16,729,067	24,041,047	83.66	
Total, 1951-1960	434,697,327	134,613,379	156,579,073	...	
1970	...	75	379	7,381	6,292	3,646	...	15,845	764	3,973	26,092	16,505	2,051,864	124,046,447	27,222,200	59,913,011	112.69	
Total, 1961-1970	886,947,488	220,650,594	408,131,577	...	
1980	...	80	377	9,423	12,195	4,644	...	18,955	565	7,073	34,814	21,555	3,480,518	398,880,407	72,119,040	171,444,769	202.19	
Total, 1971-1980	2,520,612,522	477,292,728	1,161,935,400	...	
1990	...	87	451	11,715	641	1,633	15,935	4,946	123	1,176	17,446	555	7,730	41,876	31,654	6,694,880	659,924,400	78,048,177	273,742,795	180.07
Total, 1981-1990	5,069,051,968	689,725,004	2,229,264,356	...	
2000	...	92	489	13,971	1,186	5,421	15,952	6,075	393	5,404	15,225	2,750	7,085	54,843	48,933	11,687,239	1,093,239,507	82,324,122	487,038,563	164.54
Total, 1991-2000	8,892,010,360	840,446,973	3,765,491,951	...	
2010	...	119	585	17,272	1,261	9,042	17,952	6,765	762	5,643	17,973	894	6,994	75,053	70,188	16,923,239	2,037,618,294	199,394,827	743,932,489	181.09
Total, 2001-2010	15,730,679,197	954,828,267	6,203,643,029	...	
2011	...	122	600	17,530	1,359	9,829	17,539	7,226	708	5,825	17,085	1,324	6,808	77,012	72,144	17,479,890	2,267,603,977	118,412,103	796,927,589	191.62
2012	...	124	601	18,182	1,467	10,223	17,431	7,099	748	7,244	17,942	1,510	5,315	83,226	74,299	17,881,491	2,314,826,002	132,387,405	829,386,852	190.69
2013	...	132	626	18,846	946	7,880	21,034	7,394	562	4,555	19,918	1,736	5,864	86,060	76,364	18,143,745	2,396,813,329	133,488,766	824,561,851	191.06
2014	...	132	632*	19,020	1,104	8,503	21,083	7,999	621	4,481	18,308	1,508	4,463	91,261	78,810	18,478,982	2,455,475,981	125,517,556	906,249,446	194.16
2015	...	135	655	19,301	1,084	8,358	21,683	7,981	638	4,229	18,226	1,438	5,210	95,483	81,552	19,126,438	2,288,938,954	104,260,374	836,899,683	177.79
Grand Totals	45,621,538,756	4,096,437,716	18,213,805,202	...	

Note 1—Per Capita after 1921 decreased because of inflated European currency values transposed to gold basis.
 Note 3—Total General Employees column does not include credentialed and licensed literature evangelists.
 *Revised.

Note 2—As of 2008, 'Unions of Churches' are being counted as unions, no longer as local conferences.
 Note 4—As of 2014, credentialed employee counts include both full-time and some part-time credentialed employees.

A GENERAL SURVEY OF STATISTICAL AND FINANCIAL SUMMARIES OVER A PERIOD OF YEARS

Table 35

	1940	1950	1960	1970	1980	1990	2000	2010	2012	2013	2014	2015
Churches	8,924	10,237	12,975	16,505	21,155	31,654	48,933	70,188	74,299	76,364	78,810	81,552
Companies	53,225	65,157	67,669	68,844	69,213	69,909
Church Membership at End of Year	504,752	756,812	1,245,125	2,051,864	3,480,518	6,694,880	11,687,239	16,923,239	17,881,491	18,143,745	18,478,982	19,126,438
Baptisms and Professions of Faith	40,069	71,796	93,915	157,766	274,767	586,912	1,043,843	1,050,785	1,114,574	1,091,222	1,167,506	1,260,880
Net Membership Increase Over Previous Year	18,082	40,174	51,055	98,786	172,327	477,877	748,057	615,359	401,601	262,254	335,237	647,456
General Employees	14,270	20,274	23,479	26,092	34,814	41,876	54,843	75,053	83,226	86,060	91,261	95,483
Institutional Employees	11,438	14,860	22,091	35,892	51,025	75,294	108,912	138,713	172,756	174,121	188,343	191,638
Total Active Employees*	25,708	35,134	45,570	61,984	85,839	117,170	163,755	213,766	255,982	260,181	279,604	287,121
Tithe, US\$	8,071,654	27,728,250	59,132,241	124,046,447	398,880,407	659,924,400	1,093,239,507	2,037,618,294	2,314,826,002	2,396,813,329	2,455,475,981	2,288,938,954
World Mission Fund, Including Sabbath School, US\$	3,827,536	9,998,658	16,729,067	27,222,200	41,347,973	46,952,476	50,676,432	77,103,385	85,254,154	91,935,628	95,297,026	85,820,894
Sabbath School Mission Offerings, US\$	1,765,277	4,828,091	8,162,705	14,420,872	34,564,983	40,388,328	44,986,478	61,362,489	73,275,709	70,812,141	71,553,835	76,016,330
Other General Conference Funds, US\$	30,771,067	31,095,701	22,024,981	31,224,264	37,943,367	32,158,531	20,589,924	9,888,986
Ingathering Funds, US\$	1,326,120	4,125,463	7,274,440	10,598,152	16,356,170	15,616,983
Intradivision Funds, US\$	265,164	1,826,479	4,212,698	8,727,373	22,636,910	32,091,500	68,681,659	64,119,737	69,873,872	79,032,434	80,653,376	76,522,518
Ingathering Funds,** US\$	9,622,709	11,067,178	9,189,884	9,394,607	9,630,606	8,550,494
Local Church Funds, US\$	2,061,975	6,354,670	19,828,349	51,185,638	148,807,859	241,651,295	418,356,904	679,812,752	759,512,980	745,529,417	825,596,070	760,377,165
Total Tithe and Offerings, US\$	14,226,329	45,908,057	99,902,355	211,181,658	642,444,216	1,011,715,372	1,662,602,192	2,900,945,610	3,276,600,259	3,354,863,946	3,487,242,983	3,230,099,011
Primary Schools	2,752	4,277	4,463	4,045	4,127	4,267	4,809	5,813	5,714	5,371	5,332	5,705
Tertiary Inst, Worker Training Inst, and Secondary Schools	251	283	370	512	882	995	1,255	1,993	2,118	2,198	2,450	2,493
Total Schools	3,003	4,560	4,833	4,557	5,009	5,262	6,064	7,806	7,832	7,569	7,782	8,198
Enrollment—Primary Schools	107,576	187,922	235,887	286,600	494,488	540,647	732,698	1,034,052	1,147,830	1,086,884	1,145,006	1,188,910
Enrollment—Tertiary Inst, Worker Training Inst, and Sec Schools	19,185	35,884	59,554	85,492	144,809	196,015	332,394	634,702	666,761	720,809	719,346	734,072
Total Enrollment	126,761	223,806	295,441	372,092	639,297	736,662	1,065,092	1,668,754	1,814,591	1,807,693	1,864,352	1,922,982
Food Industries	29	32	26	27	20	28	26	20	21	21	22	19
Sales, US\$	161,596,678	301,718,937	414,134,361	903,128,754	833,237,702	742,135,011	715,168,269	616,095,098
Hospitals and Sanitariums	90	106	108	139	153	154	174	173	175	173	175	180
Clinics and Dispensaries	68	57	102	152	266	322	393	216	269	294	385	441
Nursing Homes and Retirement Ctrs, Orphngs and Children's Homes	30	49	80	71	158	168	170	160	169	142
Airplanes and Medical Launches	9	20	28	14	8	10	10	7	7	2+
Publishing Houses and Branches	83	43	42	48	50	58	56	63	63	63	62	61
Sales, US\$	4,324,907	12,602,590	23,543,133	46,882,360	134,693,433	106,422,910	102,041,495	194,638,728	206,553,821	203,090,636	186,663,674	174,082,139
Literature Evangelists, Credentialed and Licensed	3,062	3,793	3,320	3,973	7,073	7,730	7,085	6,994	5,315	5,864	4,463	5,210
Languages Used in Publications	202	197	228	266	182	190	327	377	365	366	379	375
Sabbath Schools	14,817	16,694	22,617	30,601	41,906	76,323	120,865	140,694
Sabbath School Attendance	618,507	952,229	1,682,983	2,607,713	4,144,386	8,011,268	14,513,424	19,368,905	5,196,104+	6,164,226+	6,342,650+	6,253,993+
Youth Societies (AY)	6,622	10,892	14,064	19,107	25,100	39,547	52,691	72,228	69,143	73,535	85,631	72,125
Youth Membership (AY)	148,698	268,354	449,996	630,827	1,044,947	1,916,652	2,782,940	3,139,508	2,552,048	2,572,572	2,699,897	2,446,228

*Starting with 2011, total active employees includes part time and casual employees.

**Starting with 1999, "Ingathering Funds" were no longer included with "Other General Conference Funds."

Note—Beginning with 1987, publishing houses and branches were asked to report wholesale rather than retail sales.

Note—Beginning with 2011, the number of Sabbath Schools are no longer collected. In 2012, the Sabbath School Membership was changed to Sabbath School Attendance.

+Incomplete reporting.

TOTAL TITHE AND OFFERINGS FROM DATE OF ORGANIZATION TO THE PRESENT TIME

Table 36

1	Tithe and Offerings										Supplemental Data	
	7	8	9	10	11	12a	12b	13	14a	14b	17	Ingathering Funds
Year	Tithe	Tithe Per Capita	World Mission Fund, Including Sabbath School	World Mission Fund Per Capita	Other General Conference Funds (incl. Ingathering from 1977-1998)	Intradivision Funds	Ingathering Funds (from 1999 to the present)	Local Church Funds	Total Tithe and Offerings	Total Tithe and Offerings Per Capita	Sabbath School Mission Offerings (included in column 9)	Ingathering Funds
	US\$	US\$	US\$	US\$	US\$	US\$	US\$	US\$	US\$	US\$	US\$	US\$
1863.....	8,000	2.29	8,000	2.29
1864.....	10,000	2.63	10,000
1865.....	12,000	3.00	12,000
Total, 1863-1865.....	30,000	30,000
1870.....	21,822	4.01	3,553	25,375	4.66
Total, 1866-1870.....	97,803	...	5,354	103,157
1875.....	32,619	4.06	537	33,156
Total, 1871-1875.....	143,328	...	4,362	147,690
1880.....	61,857	3.98	5,944	67,801	4.35	2,784	...
Total, 1876-1880.....	252,383	...	38,400	290,783	...	4,393	...
1885.....	122,642	5.97	28,549	151,191	...	6,899	...
Total, 1881-1885.....	483,051	...	78,648	561,699	...	20,874	...
1890.....	225,434	7.59	61,431	286,865	9.66	28,643	...
Total, 1886-1890.....	952,965	...	271,679	1,224,644	...	96,730	...
1895.....	309,143	6.45	98,151	407,294	...	44,629	...
Total, 1891-1895.....	1,541,698	...	511,059	2,052,757	...	189,247	...
1900.....	510,259	6.73	151,710	661,969	8.74	46,794	...
Total, 1896-1900.....	2,138,466	...	579,580	2,718,046	...	208,734	...
1905.....	858,015	9.83	188,054	107,686	...	27,163	1,180,918	...	68,614	...
Total, 1901-1905.....	3,456,241	...	855,477	107,686	...	27,163	4,446,567	...	280,556	...
1910.....	1,338,690	12.81	458,944	189,108	...	237,026	2,223,768	21.27	138,038	...
Total, 1906-1910.....	5,721,358	...	1,623,607	786,440	...	946,650	9,078,055	...	523,517	96,964 *
1915.....	1,968,168	14.38	872,667	133,531	...	432,932	3,407,298	...	412,759	78,333
Total, 1911-1915.....	8,689,809	...	3,383,688	718,172	...	1,638,128	14,429,797	...	1,442,305	281,307
1920.....	7,195,463	38.80	3,251,550	310,565	...	1,096,826	11,854,404	63.92	1,441,962	686,700
Total, 1916-1920.....	21,264,416	...	9,733,132	1,720,150	...	3,679,651	36,397,349	...	4,124,636	1,519,869
1925.....	5,909,497	23.54	3,520,348	202,645	...	1,462,857	11,095,347	44.21	1,674,446	970,596
Total, 1921-1925.....	24,658,458	...	15,416,902	1,104,989	...	6,282,258	47,462,607	...	7,121,540	4,162,690
1930.....	6,230,362	19.83	4,020,398	181,876	...	1,679,973	12,112,609	38.54	1,870,343	1,290,854
Total, 1926-1930.....	31,475,639	...	19,594,103	1,113,061	...	8,419,684	60,602,487	...	9,343,512	5,922,702
1935.....	5,743,282	13.58	3,150,404	170,047	...	1,429,401	10,493,134	...	1,447,962	1,056,565
Total, 1931-1935.....	25,931,588	...	15,578,354	774,145	...	7,036,113	49,320,200	...	7,374,613	4,851,915
1940.....	8,071,654	15.99	3,827,536	265,164	...	2,061,975	14,226,329	28.18	1,765,277	1,326,120
Total, 1936-1940.....	36,446,926	...	18,163,641	1,145,961	...	9,199,671	64,956,199	...	8,405,273	6,292,673
1945.....	19,424,953	33.70	7,837,868	13.60	...	725,028	...	3,553,086	31,540,935	54.72	3,796,810	3,162,634
Total, 1941-1945.....	74,190,320	...	30,972,563	2,636,505	...	14,420,767	122,220,155	...	14,607,019	10,895,661

*1908-1910.

TOTAL TITHE AND OFFERINGS FROM DATE OF ORGANIZATION TO THE PRESENT TIME (CONT'D)

1	Tithe and Offerings										Supplemental Data	
	7	8	9	10	11	12a	12b	13	14a	14b	17	Ingathering Funds
Year	Tithe	Tithe Per Capita	World Mission Fund, Including Sabbath School	World Mission Fund Per Capita	Other General Conference Funds (incl. Ingathering from 1977-1998)	Intradivision Funds	Ingathering Funds (from 1999 to the present)	Local Church Funds	Total Tithe and Offerings	Total Tithe and Offerings Per Capita	Sabbath School Mission Offerings (included in column 9)	Ingathering Funds
	US\$	US\$	US\$	US\$	US\$	US\$	US\$	US\$	US\$	US\$	US\$	US\$
1950.....	27,728,250	44.45	9,998,658	16.03	...	1,826,479	...	6,354,670	45,908,057	73.60	4,828,091	4,125,463
Total, 1946-1950.....	126,407,202	...	48,004,018	6,597,925	...	26,379,276	207,388,421	...	22,751,621	19,096,848
1955.....	41,195,925	43.82	12,975,325	13.80	...	2,641,712	...	11,106,405	67,919,367	72.24	6,217,478	5,771,597
Total, 1951-1955.....	181,133,924	...	59,307,625	12,088,106	...	46,748,852	299,278,507	...	28,407,104	25,603,058
1960.....	59,132,241	49.52	16,729,067	14.01	...	4,212,698	...	19,828,349	99,902,355	83.66	8,162,705	7,274,440
Total, 1956-1960.....	253,563,403	...	75,305,754	16,977,369	...	80,764,746	426,611,272	...	35,866,877	33,478,863
1965.....	81,596,968	54.11	21,181,206	14.05	...	6,953,267	...	32,969,155	142,700,596	94.75	10,858,620	8,665,988
Total, 1961-1965.....	351,227,300	...	95,102,996	27,328,587	...	130,476,949	604,135,832	...	47,438,636	40,181,567
1970.....	124,046,447	66.19	27,222,200	14.53	...	8,727,373	...	51,185,638	211,181,658	112.69	14,420,872	10,598,152
Total, 1966-1970.....	535,720,188	...	125,547,598	38,545,706	...	211,780,335	911,593,827	...	66,036,725	48,952,992
1975.....	231,307,464	98.52	48,803,615	20.79	...	17,222,570	...	89,407,082	386,740,731	164.74	23,684,018	13,059,491
Total, 1971-1975.....	917,741,080	...	185,323,270	69,152,929	...	360,611,914	1,532,829,193	...	98,914,123	62,433,641
1980.....	398,880,407	125.54	41,347,973	13.01	30,771,067	22,636,910	...	148,807,859	642,444,216	202.19	34,564,983	16,356,170
Total, 1976-1980.....	1,602,871,442	...	189,589,043	...	102,380,415	89,178,463	...	642,992,094	2,627,011,457	...	144,909,957	73,731,240
1985.....	456,783,830	109.38	41,333,440	9.90	27,263,228	22,079,380	...	184,004,650	731,464,528	175.16	30,838,036	12,845,271
Total, 1981-1985.....	2,182,827,146	...	197,659,316	...	130,556,165	111,701,307	...	870,460,486	3,493,204,420	...	162,987,275	71,637,574
1990.....	659,924,400	117.46	46,952,476	8.36	31,095,701	32,091,500	...	241,651,295	1,011,715,372	180.07	40,388,328	15,616,983
Total, 1986-1990.....	2,886,224,822	...	223,650,837	...	137,858,686	140,952,645	...	1,106,149,918	4,494,836,908	...	184,177,273	73,094,786
1995.....	886,303,088	115.42	53,640,714	6.99	39,023,151	35,038,950	...	307,859,011	1,321,864,914	172.14	48,101,658	12,910,633
Total, 1991-1995.....	3,876,804,437	...	245,775,192	...	172,133,002	177,350,268	...	1,341,016,310	5,813,079,209	...	221,199,123	71,550,849
2000.....	1,093,239,507	108.19	50,676,432	5.02	22,024,981	68,681,659	9,622,709	418,356,904	1,662,602,192	164.54	44,986,478	9,622,709
Total, 1996-2000.....	5,015,205,923	...	253,907,289	...	148,621,200	357,289,171	20,010,290	1,889,836,202	7,684,870,075	...	226,919,059	54,858,280
2005.....	1,492,720,001	109.47	54,300,287	3.98	28,752,363	59,979,884	8,825,938	593,868,016	2,238,446,489	164.15	49,432,141	8,825,938
Total, 2001-2005.....	6,342,517,083	...	252,301,435	...	126,753,834	394,009,471	46,899,988	2,436,979,901	9,599,461,712	...	228,317,196	46,899,988
2010.....	2,037,618,294	127.20	77,103,385	4.81	31,224,264	64,119,737	11,067,178	679,812,752	2,900,945,610	181.09	61,362,489	11,067,178
Total, 2006-2010.....	9,388,162,114	...	341,538,727	...	135,748,872	302,155,394	51,585,411	3,070,498,263	13,289,688,781	...	296,137,455	51,585,411
2011.....	2,267,603,977	136.52	83,423,497	5.02	27,074,092	70,521,941	7,914,514	726,405,648	3,182,943,669	191.62	72,622,887	7,914,514
2012.....	2,314,826,002	134.72	85,254,154	4.96	37,943,367	69,873,872	9,189,884	759,512,980	3,276,600,259	190.69	73,275,709	9,189,884
2013.....	2,396,813,329	136.50	91,935,628	5.24	32,158,531	79,032,434	9,394,607	745,529,417	3,354,863,946	191.06	70,812,141	9,394,607
2014.....	2,455,475,981	136.71	95,297,026	5.31	20,589,924	80,653,376	9,630,606	825,596,070	3,487,242,983	194.16	71,553,835	9,630,606
2015.....	2,288,938,954	125.98	85,820,894	4.72	9,888,986	76,522,518	8,550,494	760,377,165	3,230,099,011	177.79	76,016,330	8,550,494
Grand Totals.....	45,621,538,756	...	2,851,554,848	...	1,081,707,074	2,130,038,591	163,175,794	16,083,766,611	67,931,781,674	...	2,182,086,275	751,808,982

Note—Slight differences in totals may occur between this table and past historical documents due to the rounding of the dollar on each statistic.

STATISTICAL REPORT FOR 2015

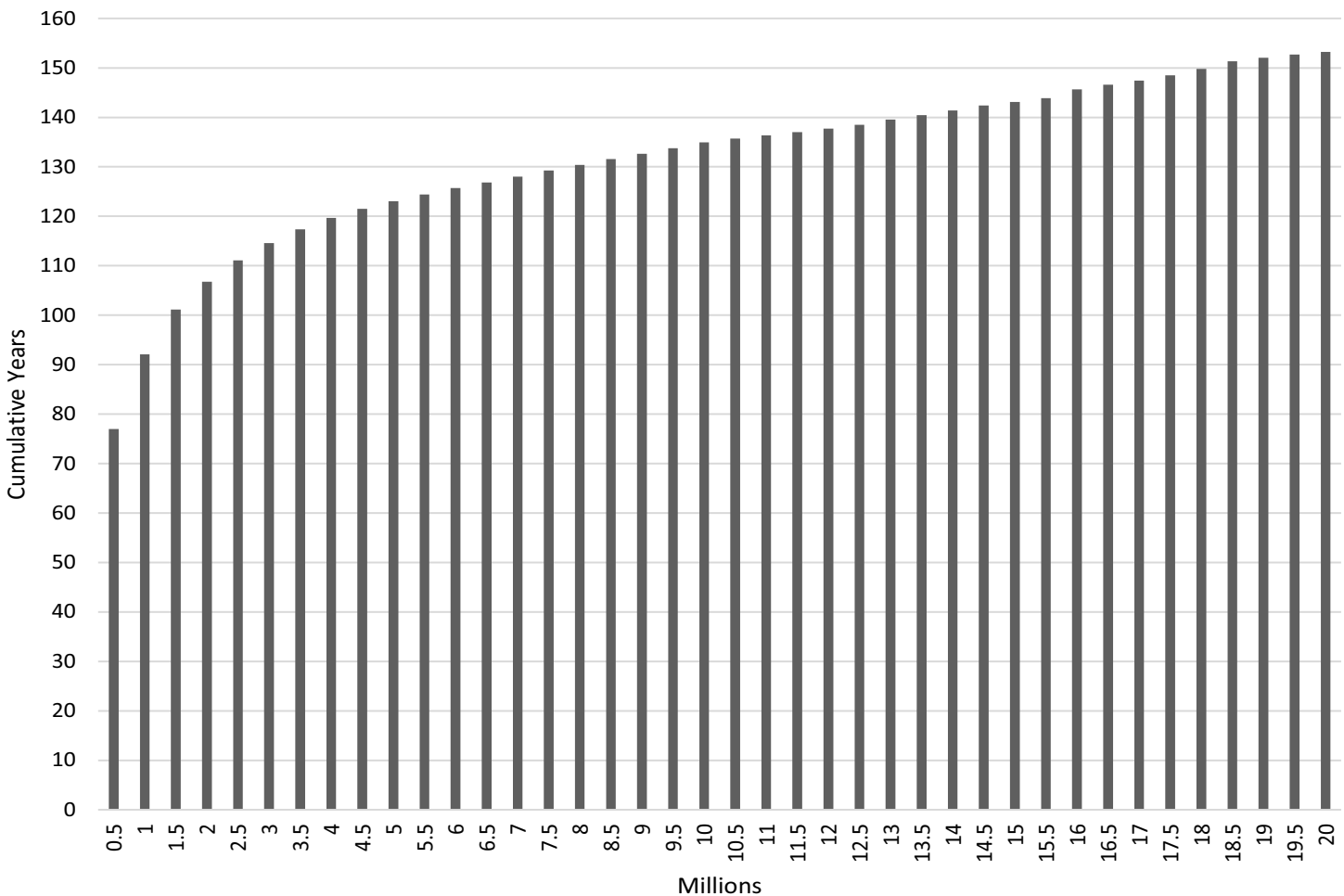
MEMBERSHIP GROWTH OF THE SEVENTH-DAY ADVENTIST CHURCH BY HALF MILLIONS BEGINNING WITH 1863

Million	Years Elapsed Since Last Half Million	Approximate Date Reached	Million	Years Elapsed Since Last Half Million	Approximate Date Reached
0.5	77.0	September 25, 1940	10.5	0.79	June 7, 1999
1.0	15.08	October 25, 1955	11.0	0.65	January 29, 2000
1.5	9.08	November 24, 1964	11.5	0.65	September 23, 2000
2.0	5.58	June 22, 1970	12.0	0.72	June 12, 2001
2.5	4.36	November 1, 1974	12.5	0.79	March 28, 2002
3.0	3.46	April 19, 1978	13.0	1.03	April 10, 2003
3.5	2.81	February 6, 1981	13.5	0.93	March 15, 2004
4.0	2.32	June 2, 1983	14.0	0.90	February 8, 2005
4.5	1.84	April 4, 1985	14.5	1.00	February 9, 2006
5.0	1.49	October 2, 1986	15.0	0.75	November 8, 2006
5.5	1.39	February 22, 1988	15.5	0.75	August 7, 2007
6.0	1.27	May 30, 1989	16.0	1.80	May 25, 2009
6.5	1.14	July 20, 1990	16.5	0.92	April 26, 2010
7.0	1.20	September 29, 1991	17.0	0.83	February 23, 2011
7.5	1.26	January 1, 1993	17.5	1.08	March 25, 2012
8.0	1.09	February 1, 1994	18.0	1.31	July 15, 2013
8.5	1.18	April 9, 1995	18.5	1.53	January 26, 2015
9.0	1.11	May 20, 1996	19.0	0.72	October 17, 2015
9.5	1.11	July 1, 1997	19.5	0.62	June 1, 2016
10.0	1.14	August 23, 1998	20.0	0.57	December 26, 2016

Note—The time periods given are approximate based on the assumption that growth is constant throughout the entire year/quarter. Official beginning and ending year membership figures were used until 11.5 million, when we began using the beginning and ending membership figures for the closest quarter to compute date reached.

MEMBERSHIP GROWTH OF THE SEVENTH-DAY ADVENTIST CHURCH BY HALF MILLIONS BEGINNING WITH 1863

Chart 9



SESSIONS OF THE GENERAL CONFERENCE OF SEVENTH-DAY ADVENTISTS Table 38

Session	Delegates	Dates of Session	Location
1	20	May 20 to May 23, 1863	Battle Creek, Michigan
2	20	May 18 to May 21, 1864	Battle Creek, Michigan
3	21	May 17, 1865	Battle Creek, Michigan
4	19	May 16 and May 17, 1866	Battle Creek, Michigan
5	18	May 14 to May 19, 1867	Battle Creek, Michigan
6	15	May 12 to May 18, 1868	Battle Creek, Michigan
7	16	May 18 to May 24, 1869	Battle Creek, Michigan
8	22	March 15 to March 20, 1870	Battle Creek, Michigan
9	17	February 7 to February 12, 1871	Battle Creek, Michigan
10	14	December 29, 1871 to January 3, 1872	Battle Creek, Michigan
11	18	March 11 to March 14, 1873	Battle Creek, Michigan
12	21	November 14 to November 16, 1873	Battle Creek, Michigan
13	19	August 10 to August 15, 1874	Battle Creek, Michigan
14	18	August 15 to August 18, 1875	Battle Creek, Michigan
1st Special	15	March 31 to April 4, 1876	Battle Creek, Michigan
15	16	September 19 to September 24, 1876	Lansing, Michigan
2nd Special	16	November 12 and November 13, 1876	Battle Creek, Michigan
16	20	September 20 to September 28, 1877	Lansing, Michigan
3rd Special	22	March 1 to March 4, 1878	Battle Creek, Michigan
17	39	October 4 to October 16, 1878	Battle Creek, Michigan
4th Special	29	April 17 to April 23, 1879	Battle Creek, Michigan
18	39	November 7 to December 1, 1879	Battle Creek, Michigan
5th Special	28	March 11 to March 15, 1880	Battle Creek, Michigan
19	38	October 6 to October 12, 1880	Battle Creek, Michigan
20	41	December 1 to December 19, 1881	Battle Creek, Michigan
21	47	December 7 to December 19, 1882	Rome, New York
22	65	November 8 to November 20, 1883	Battle Creek, Michigan
23	67	October 30 to November 20, 1884	Battle Creek, Michigan
24	70	November 18 to December 6, 1885	Battle Creek, Michigan
25	71	November 18 to December 6, 1886	Battle Creek, Michigan
26	70	November 13 to December 12, 1887	Oakland, California
27	91	October 17 to November 8, 1888	Minneapolis, Minnesota
28	109	October 18 to November 5, 1889	Battle Creek, Michigan
29	125	March 5 to March 25, 1891	Battle Creek, Michigan
30	130	February 17 to March 6, 1893	Battle Creek, Michigan
31	150	February 15 to March 4, 1895	Battle Creek, Michigan
32	140	February 19 to March 8, 1897	College View, Nebraska
33	149	February 15 to March 7, 1899	South Lancaster, Mass.
34	268	April 2 to April 23, 1901	Battle Creek, Michigan
35	139	March 27 to April 13, 1903	Oakland, California
36	197	May 11 to May 30, 1905	Washington, D.C.
37	328	May 13 to June 6, 1909	Washington, D.C.
38	372	May 15 to June 8, 1913	Washington, D.C.
39	443	March 29 to April 14, 1918	San Francisco, California
40	581	May 11 to May 28, 1922	San Francisco, California
41	577	May 27 to June 14, 1926	Milwaukee, Wisconsin
42	577	May 28 to June 12, 1930	San Francisco, California
43	671	May 26 to June 8, 1936	San Francisco, California
44	619	May 26 to June 7, 1941	San Francisco, California
45	828	June 5 to June 15, 1946	Washington, D.C.
46	943	July 10 to July 22, 1950	San Francisco, California
47	1,109	May 24 to June 5, 1954	San Francisco, California
48	1,160	June 19 to June 28, 1958	Cleveland, Ohio
49	1,314	July 26 to August 4, 1962	San Francisco, California
50	1,495	June 16 to June 25, 1966	Detroit, Michigan
51	1,782	June 11 to June 20, 1970	Atlantic City, New Jersey
52	1,756	July 10 to July 19, 1975	Vienna, Austria
53	1,925	April 16 to April 26, 1980	Dallas, Texas
54	2,044	June 27 to July 6, 1985	New Orleans, Louisiana
55	2,239	July 5 to July 14, 1990	Indianapolis, Indiana
56	2,321	June 29 to July 8, 1995	Utrecht, Netherlands
57	1,844	June 29 to July 8, 2000	Toronto, Canada
58	1,903	June 29 to July 9, 2005	Saint Louis, Missouri
59	2,244	June 23 to July 3, 2010	Atlanta, Georgia
60	2,536	July 2 to July 11, 2015	San Antonio, Texas

OFFICERS OF THE GENERAL CONFERENCE OF SEVENTH-DAY ADVENTISTS Table 39

Name	Term of Service
Presidents	
1 John Byington	May 20, 1863 to May 17, 1865
2 James White	May 17, 1865 to May 14, 1867
3 J. N. Andrews	May 14, 1867 to May 18, 1869

OFFICERS OF THE GENERAL CONFERENCE OF SEVENTH-DAY ADVENTISTS Table 39

Name	Term of Service
4 James White	May 18, 1869 to December 29, 1871
5 George I. Butler	December 29, 1871 to August 10, 1874
6 James White	August 10, 1874 to October 6, 1880
7 George I. Butler	October 6, 1880 to October 17, 1888
8 O. A. Olsen	October 17, 1888 to February 19, 1897
9 G. A. Irwin	February 19, 1897 to April 2, 1901
10 A. G. Daniells	April 2, 1901 to May 11, 1922
11 W. A. Spicer	May 11, 1922 to May 28, 1930
12 C. H. Watson	May 28, 1930 to May 26, 1936
13 J. L. McElhany	May 26, 1936 to July 10, 1950
14 W. H. Branson	July 10, 1950 to May 24, 1954
15 R. R. Figuhr	May 24, 1954 to June 16, 1966
16 Robert H. Pierson	June 16, 1966 to January 3, 1979
17 Neal C. Wilson	January 3, 1979 to July 5, 1990
18 Robert S. Folkenberg	July 5, 1990 to March 1, 1999
19 Jan Paulsen	March 1, 1999 to June 23, 2010
20 Ted N. C. Wilson	June 23, 2010 to . . .
Secretaries	
1 Uriah Smith	May 20, 1863 to November 14, 1873
2 S. Brownsberger	November 14, 1873 to August 10, 1874
3 Uriah Smith	August 10, 1874 to September 19, 1876
4 C. W. Stone	September 19, 1876 to September 20, 1877
5 Uriah Smith	September 20, 1877 to December 1, 1881
6 A. B. Oyen	December 1, 1881 to November 8, 1883
7 Uriah Smith	November 8, 1883 to October 17, 1888
8 Dan T. Jones	October 17, 1888 to March 5, 1891
9 W. A. Colcord	March 5, 1891 to March 7, 1893
10 L. T. Nicola	March 7, 1893 to February 19, 1897
11 L. A. Hoopes	February 19, 1897 to April 2, 1901
12 H. E. Osborne	April 2, 1901 to April 11, 1903
13 W. A. Spicer	April 11, 1903 to May 11, 1922
14 A. G. Daniells	May 11, 1922 to May 27, 1926
15 C. K. Meyers	May 27, 1926 to October 17, 1933
16 M. E. Kern	October 17, 1933 to May 26, 1936
17 E. D. Dick	May 26, 1936 to September 19, 1952
18 D. E. Rebok	September 19, 1952 to May 24, 1954
19 W. R. Beach	May 24, 1954 to June 11, 1970
20 Clyde O. Franz	June 11, 1970 to April 16, 1980
21 G. Ralph Thompson	April 16, 1980 to June 29, 2000
22 Matthew A. Bediako	June 29, 2000 to June 23, 2010
23 G. T. Ng	June 23, 2010 to . . .
Treasurers	
1 E. S. Walker	May 20, 1863 to May 17, 1865
2 I. D. Van Horn	May 17, 1865 to May 12, 1868
3 J. N. Loughborough	May 12, 1868 to May 18, 1869
4 E. S. Walker	May 18, 1869 to March 15, 1870
5 G. H. Bell	March 15, 1870 to February 7, 1871
6 Mrs. A. P. Van Horn	February 7, 1871 to March 11, 1873
7 E. B. Gaskill	March 11, 1873 to August 10, 1874
8 Harmon Lindsay	August 10, 1874 to August 15, 1875
9 Fredericka House	August 15, 1875 to September 19, 1876
10 Uriah Smith	September 19, 1876 to September 20, 1877
11 Mrs. M. J. Chapman	September 20, 1877 to November 8, 1883
12 A. R. Henry	November 8, 1883 to October 17, 1888
13 Harmon Lindsay	October 17, 1888 to February 17, 1893
14 W. H. Edwards	February 17, 1893 to February 19, 1897
15 A. G. Adams	February 19, 1897 to October 21, 1900
16 H. M. Mitchell	April 19, 1901 to March 27, 1903
17 I. H. Evans	March 27, 1903 to May 13, 1909
18 W. T. Knox	May 13, 1909 to May 11, 1922
19 J. L. Shaw	May 11, 1922 to May 26, 1936
20 W. E. Nelson	May 26, 1936 to July 10, 1950
21 C. L. Torrey	July 10, 1950 to June 16, 1966
22 K. H. Emmerson	June 16, 1966 to April 16, 1980
23 L. L. Butler	April 16, 1980 to June 27, 1985
24 Donald F. Gilbert	June 27, 1985 to June 29, 1995
25 Robert L. Rawson	June 29, 1995 to April 18, 2002
26 Robert E. Lemon	April 18, 2002 to July 2, 2015
27 Juan R. Prestol-Puesan	July 2, 2015 . . .

Note—In the three preceding tables the dates indicate the beginning dates of the General Conference Sessions involved, except where special elections have been held between sessions.

Log of Revisions to 2017 Annual Statistical Report

Date	Page	Description
29-Aug-2017	8	Count of Unions, Conferences, and Local Fields Table 17, Inter-American Division.
	74	In the heading for Educational Institutions and Primary Schools, Tertiary Institutions Section: Category (SDA Yearbook 2016 ed.) p. 509
10-Oct-2017	4	Tithes and Offerings Tables 7 and 8
10-Oct-2017	39, 48	Chile Union sent in a revised Intradivision Funds which changes Chile Un, SAD and World Church totals for Intradivision and Total Tithes and Offerings
10-Oct-2017	95, 96, 98	World Church total tithes and offerings revised due to SAD's revised Intradivision Funds.
26-Feb-2018	91	In the Summary, Columns for % Net Membership Growth
27-May-2018	4,9,31,48, 95,96,98	GC Treasury sent in revised Tithe and Other General Conference Funds for 2015 which affected many tables' totals.
7-Jun-2018	8,79,80,82	Health Ministries staff incorrectly reported the same stats for two hospitals in the NSD
13-May-2019	96	Baptisms and Professions of Faith figure updated, column for 2015
18-Mar-2021	4, 9, 76, 77, 96	Change made to the number of secondary schools in TED's Norwegian Union, from 11 to 1. That change resulted in changes to all tables using secondary school figures and Edu totals.
21-Jul-2021	91	Change to Global Mission Table 3, Inside and Outside 10/40 Window table heading Population Estimate Mid-2015. Should be Population Estimate (Thousands) Mid-2015
22-Jul-2021	9	Revision request from Secretariat for AVS columns for 2013 thru 2015, which also changed the total missionaries.