



2019

ANNUAL

STATISTICAL

REPORT

New Series, Volume 1

Report of the
General Conference of
Seventh-day Adventists[®]
2018 Statistics

(Last revision was on August 28, 2021. See back page for list of revisions and page numbers.)

Seventh-day
Adventist[®] Church





2019

ANNUAL

STATISTICAL

REPORT

New Series, Volume 1

Report of the
General Conference of
Seventh-day Adventists®
2018 Statistics

Seventh-day
Adventist® Church
12501 Old Columbia Pike, Silver Spring, MD 20904



STATISTICAL REPORT

of Seventh-day Adventist® Conferences, Missions, and Institutions throughout the world for the year ending 2018

ABOUT THIS REPORT: A New Approach

About this Edition of the ASR. This is the first in a new series of the annual reports of Seventh-day Adventist statistics that have been produced since first mandated by the General Conference Session on May 16, 1866. It reports membership, congregational, institutional, financial, and personnel statistics as of December 31, 2018. The report includes color charts illustrating key statistics and statistical trends (pp. 5–6) and a map of the 10/40 Window (p. 97), which continues to be a key priority for the Adventist Church.

Earlier this year the 2018 membership statistics were issued as an electronic-only “early release.” Now those statistics are included with the rest of the 2018 statistics in this hardcopy edition. This will be the regular pattern henceforth: membership and congregational statistics will be released in a digital edition in the spring following the year in question, and also included in a print edition at the end of the year along with all the departmental, institutional, financial, and personnel statistics. Because this represents a significant new departure, we have adopted a new enumeration, with this edition being *Annual Statistical Report, New Series, Volume 1*.

New Members Joining the Church. 2018 was another landmark year for Adventist church growth: a total of 1,383,427 people became Seventh-day Adventists by baptism and profession of faith. This was the seventeenth year in all and fifteenth in succession in which more than one million new members joined the Seventh-day Adventist Church. These numbers, while strong, have been leveling off in recent years, as seen in Chart 2. Throughout the year, on average, one new person joined the Seventh-day Adventist Church every 22.81 seconds, an average of 157.82 accessions every hour. This joy is tempered by the fact that 2018 also saw 611,467 members removed from church rolls, making the net gain only 687,432.

The geographic areas in which the church is growing being a topic of frequent interest, Chart 1 demonstrates accessions by division over the last five years. Charts 3 and 4 demonstrate the extent to which those accessions are offset by losses and deaths.

Adventist Mortality. This year Charts 5 and 6 illustrate the 10-year trend in the reporting of church member deaths; as in the past, they are shown in terms of the “mortality rate” (deaths per thousand people), and analyzed in comparison to the mortality of the wider population,

which provides a check on the accuracy of our reported membership statistics. We are pleased to note that there was a modest uptick in 2018 in the Adventist mortality as a percentage of general mortality. This is a sign of greater integrity in terms of the membership being reported and hence is to be welcomed. We hope that the trend might continue, but the reality is that there has been very little change over the last ten years.

Languages. We are happy to observe that the change to the data gathering process for Table 33, Languages and Dialects in Which SDA Publications are Now in Print, which was first introduced for the 2017 data, appears to have had the desired effect in increasing the accuracy and completeness of this table.

Attendance. Despite being a standard data point in membership reports for some years now, attendance figures continue to be substantially inaccurate. This renders them less valuable as tools for understanding the activity of the church and laying future plans. Every pastor should want to know their church’s attendance; the officers of every conference should want to know. We are pleased that certain territories that were not reporting attendance have started to do so. We look forward to this becoming the established pattern, as this will allow more substantial and meaningful analysis of trends, whether at the local, union, or General Conference levels.

Healthcare Report. We can also happily observe that after last year’s hiatus the healthcare report is once again a feature of the ASR. Completeness has been a challenge with this report for many years. There was marked improvement with the 2018 data, but that improvement was not uniform. The hospitals section is the most complete. Nursing homes, clinics, and orphanages are somewhat better than before, but still need work. The airplanes and medical launches section is laughable for its lack of data.

A Seventh-day Adventist statistical archive consisting of past statistical reports, tables, and documents is available online at: www.adventiststatistics.org.

Dr. D. J. B. Trim

—Statistics within this report compiled by Kathleen Jones, Lisa Rasmussen, and Roger Bello.



Office of Archives, Statistics,
and Research Staff.

TABLE OF CONTENTS

Alphabetical Index - Page 105

Key to Seventh-day Adventist Divisions, Table 1	3	Membership Statistics by Division for 2018, Table 24	12
Scheduled Meetings, Table 2	3	Tithes and Offerings by Division 2018, Table 25	31
Accessions, Table 3	4	Denominational Employees by Division 2018, Table 26	50
Church Membership by World Divisions, Table 4	4	Institutional Statistics for 2018	77
General Survey of Organizations, Table 5	4	Section I—Educational Institutions and Primary Schools, Table 27	77
Summary of Institutions, Table 6	4	Section II—Healthcare Institutions, Table 28	81
Tithe and Offerings 2018, Table 7	4	Section III—Publishing Houses, Table 29	88
Tithe and Offerings, Table 8	4	Section IV—Food Industries, Table 30	89
Accessions by Division Over Five Years, Chart 1	5	Adventist Development and Relief Agency International (ADRA),	
Accessions Over 10 Years, Chart 2	5	Tables 31, 32	90
Accessions and Losses Over 10 Years, Chart 3	5	Global Mission	91
Changes in Membership Over Five Years, Chart 4	6	The Church's Presence, Outreach, and Mission	91
Adventist Mortality - A 10-Year Trend, Chart 5	6	GM Table 1—Conf/Miss Where Each Church Serves More Than One	
Adventist Mortality as a Percent of General Mortality -		Million Persons	91
A 10-Year Trend, Chart 6	6	GM Table 1a—Countries and Areas Where SDA Work is Not Currently	
General and Institutional Employees, Table 9	7	Established	92
Literature Evangelists, Table 10	7	GM Table 2—Seventh-day Adventist Presence in Countries	
Food Industries, Table 11	7	and Areas of the World	93
Publishing, Table 12	7	GM Table 3—10/40 Window	96
Women's Ministries, Table 13	7	10/40 Window Map	97
Youth Ministries, Table 14	7	Languages and Dialects in Which SDA Publications are Now in Print,	
Children's Ministries, Table 15	8	Table 33	98
Healthcare Institutions, Table 16	8	Summary of Seventh-day Adventist World Statistics, Table 34	100
Count of Unions, Conferences, and Local Fields, Table 17	8	A General Survey of Statistical and Financial Summaries Over a Period	
Broadcast Ministries, Table 18	8	of Years, Table 35	101
Sabbath School and Personal Ministries, Table 19	9	Total Tithe and Offerings From Date of Organization to the Present Time,	
Education, Table 20	9	Table 36	102
Missionaries, Table 21	9	Sessions of the General Conference of Seventh-day Adventists, Table 37	104
Denominationally Employed Workers Classified by Type of Employment		Officers of the General Conference of Seventh-day Adventists, Table 38	104
2018, Table 22	10	Alphabetical Index	105
Denominationally Employed Workers Classified by Credentials Carried 2018,			
Table 23	10		

Note—Adventist® and Seventh-day Adventist® are the registered trademarks of the General Conference of Seventh-day Adventists®.

KEY TO SEVENTH-DAY ADVENTIST DIVISIONS AND GC ATTACHED UNION/FIELD

Table 1

ECD East-Central Africa Division	NSD Northern Asia-Pacific Division	SSD Southern Asia-Pacific Division
ESD Euro-Asia Division	SAD South American Division	TED Trans-European Division
IAD Inter-American Division	SPD South Pacific Division	WAD West-Central Africa Division
EUD Inter-European Division	SID Southern Africa-Indian Ocean Division	MENA Middle East and North Africa Union Mission
NAD North American Division	SUD Southern Asia Division	ISRF Israel Field

SCHEDULED MEETINGS

Table 2

Meeting	Date	Location
Spring Meeting	April 14 and 15, 2020	Silver Spring, Maryland
General Conf Session	June 25 to July 4, 2020	Indianapolis, Indiana
Annual Council	October 8 to 14, 2020	Silver Spring, Maryland

Meeting	Date	Location
Spring Meeting	April 13 and 14, 2021	Silver Spring, Maryland
Annual Council	October 7 to 13, 2021	Silver Spring, Maryland
Spring Meeting	April 12 and 13, 2022	Silver Spring, Maryland

ACCESSIONS Table 3
(Additions to the Church by Baptism and Profession of Faith)

Division/Attached Fields	2015	2016	2017	2018	2018 Accessions as Percent of World Total
East-Central Africa	274,011	343,365	388,035	380,271	27.49%
Euro-Asia	3,267	2,929	3,069	2,478	0.18%
Inter-American	177,490	186,594	184,943	197,904	14.30%
Inter-European	4,320	4,054	4,257	3,720	0.27%
North American	37,607	37,028	37,580	34,460	2.49%
Northern Asia-Pacific	18,910	23,377	18,172	15,586	1.13%
South American	254,768	254,857	231,406	218,921	15.82%
South Pacific	26,730	61,731	39,468	44,096	3.19%
Southern Africa-Indian Ocean	270,664	278,070	268,121	266,055	19.23%
Southern Asia	32,541	24,358	31,280	20,875	1.51%
Southern Asia-Pacific	97,894	82,149	81,417	127,023	9.18%
Trans-European	2,723	2,104	2,288	2,447	0.18%
West-Central Africa	59,756	55,624	62,632	69,312	5.01%
Attached to the General Conf:					
Middle East and North Africa Un	173	182	203	218	0.02%
Israel Field	26	54	60	61	0.00%
Totals	1,260,880	1,356,476	1,352,931	1,383,427	100.00%

Note—Beginning with 2015, accessions also include the "adjustments added" column.

CHURCH MEMBERSHIP BY WORLD DIVISIONS Table 4

Division/Attached Fields	2014	2015	2016	2017	2018
East-Central Africa	3,046,313	3,225,454	3,502,462	3,844,316	4,163,387
Euro-Asia	114,879	113,367	111,531	109,994	108,398
Inter-American	3,608,385	3,615,558	3,726,421	3,787,546	3,737,554
Inter-European	178,460	178,831	178,339	178,979	178,851
North American	1,201,366	1,218,397	1,237,004	1,249,715	1,257,913
Northern Asia-Pacific	688,106	703,034	719,766	733,549	745,685
South American	2,329,245	2,410,578	2,479,452	2,481,935	2,487,665
South Pacific	429,136	445,590	490,294	512,055	541,989
Southern Africa-Indian Ocean	3,346,372	3,514,069	3,747,573	3,873,848	4,088,766
Southern Asia	1,527,238	1,558,039	1,580,614	1,603,952	1,613,514
Southern Asia-Pacific	1,285,083	1,369,475	1,418,551	1,482,143	1,563,697
Trans-European	85,081	86,384	87,193	87,725	88,099
West-Central Africa	635,064	683,318	725,045	776,837	834,183
Attached to the General Conf:					
Middle East and North Africa Un	3,423	3,644	3,782	3,986	4,260
Israel Field	831	700	752	767	818
Totals	18,478,982	19,126,438	20,008,779	20,727,347	21,414,779

GENERAL SURVEY OF ORGANIZATIONS Table 5

Year	Union Conferences and Missions	Local Conferences and Missions	Churches	Primary Schools	Institutions	Total Organizations
1863	6	125	...	1	132	132
1870	11	179	...	2	192	192
1880	32	640	...	5	677	677
1890	42	1,016	...	15	1,073	1,073
1900	2	87	1,892	220	65	2,266
1910	23	193	2,769	594	188	3,767
1920	46	301	4,541	966	183	6,037
1930	71	430	6,741	2,077	399	9,718
1940	69	330	8,924	2,752	521	12,596
1950	80	370	10,237	4,277	521	15,485
1960	74	356	12,975	4,463	678	18,546
1970	75	379	16,505	4,045	927	21,931
1980	80	377	21,555	4,127	1,451	27,590
1990	87	451	31,654	4,267	1,632	38,091
2000	92	489	48,987	4,809	2,072	56,449
2010	119	585	70,188	5,813	2,648	79,353
2015	135	655	81,552	5,705	3,353	91,400
2016	135	665	84,207	5,915	3,365	94,287
2017	135	688	86,576	5,943	3,366	96,708
2018	137	698	88,718	6,106	3,573	99,232

Note—As of 2008, 'Unions of Churches' are being counted as unions, no longer as local conferences.

SUMMARY OF INSTITUTIONS Table 6

Year	Tertiary Inst., Wkr. Tr. Inst., and Sec. Schools	Food Industries	Hospitals and Sanitariums	Nrsng/Ret. Orphngs/Children's Homes	Clinics and Dispensaries	Media Centers	Publishing Houses and Branches	Totals
1900	25	...	27	13	65
1920	97	...	33	...	8	...	45	183
1930	201	25	51	...	55	...	67	399
1940	251	29	90	...	68	...	83	521
1950	283	32	106	...	57	...	43	521
1960	370	26	108	30	102	...	42	678
1970	512	27	139	49	152	...	48	927
1980	882	20	153	80	266	...	50	1,451
1990	995	28	154	71	322	4	58	1,632
2000	1,255	26	174	158	393	9	56	2,072 *
2010	1,993	20	173	168	216	14	63	2,648 *
2015	2,493	19	180	142	441	16	61	3,353 *
2016	2,589	20	198	154	329	15	59	3,365 *
2017	2,587	23	198**	154**	329**	15	59	3,366 *
2018	2,691	22	211	132	440	16	60	3,573 *

*Includes Adventist Risk Mgmt., Inc., which achieved General Conference institutional status in 1996.

**2016 health institutions statistics repeated for 2017.

TITHE AND OFFERINGS 2018* Table 7

Tithe and Offerings	Amount	Percent of Total	Per Capita
		US\$	US\$
Tithe	2,532,217,794	70.94%	124.69
World Mission Fund, Including Sabbath School	97,483,223	2.73%	4.80
Other General Conference Funds	11,150,116	0.31%	0.55
Intradivision Funds	83,660,965	2.35%	4.12
Ingathering Funds	9,400,268	0.26%	0.46
Local Church Funds	835,625,816	23.41%	41.15
World Totals 2018	3,569,538,182	100.00%	175.76
World Totals 2017	3,542,758,506		
Increase for 2018	26,779,676		
Percentage of Increase	0.76%		

*These funds do not include relief contributions.

TITHE AND OFFERINGS Showing Percentages of Total Table 8

Year	Tithe	World Mission Including Sabbath School, Other General Conference, and Ingathering Funds	Intradivision and Local Church Funds	Total Tithe and Offerings
		US\$	US\$	US\$
1863	8,000	100.0%	...	8,000
1870	21,822	86.0%	3,553	25,375
1880	61,857	91.2%	5,944	67,801
1890	225,434	78.6%	61,431	286,865
1900	510,259	77.1%	151,710	661,969
1910	1,338,690	60.2%	458,944	2,223,768
1920	7,195,463	60.7%	3,251,550	11,854,404
1930	6,230,362	51.4%	4,020,398	12,112,609
1940	8,071,654	56.7%	3,827,536	14,226,329
1950	27,728,250	60.4%	9,998,658	45,908,057
1960	59,132,241	59.2%	16,729,067	99,902,355
1970	124,046,447	58.7%	27,222,200	211,181,658
1980	398,880,407	62.1%	72,119,040	642,444,216
1990	659,924,400	65.2%	78,048,177	1,011,715,372
2000	1,093,239,507	65.8%	82,324,122	1,662,602,192
2010	2,037,618,294	70.2%	119,394,827	2,900,945,610
2015	2,288,938,954	70.9%	104,260,374	3,230,099,011
2016	2,292,110,326	71.0%	101,917,828	3,229,552,450
2017	2,453,354,880	69.2%	115,458,003	3,542,758,506
2018	2,532,217,794	70.9%	118,033,607	3,569,538,182
Grand Totals 156 Years	52,899,221,756		4,431,847,154	78,273,630,812
Percent of Grand Totals	67.6%	5.7%	26.7%	100.0%
Total Tithe and Offerings Per Capita 2018				\$175.76

Chart 1

Accessions by Division Over Five Years

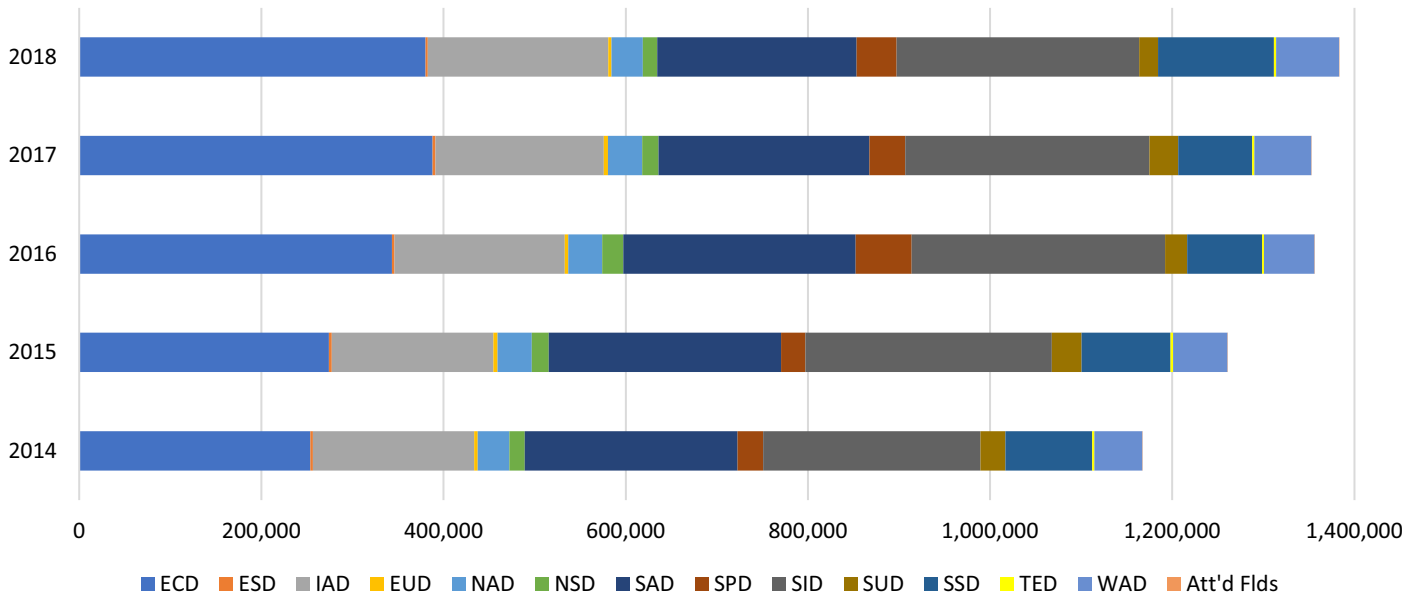


Chart 2

Accessions Over 10 Years

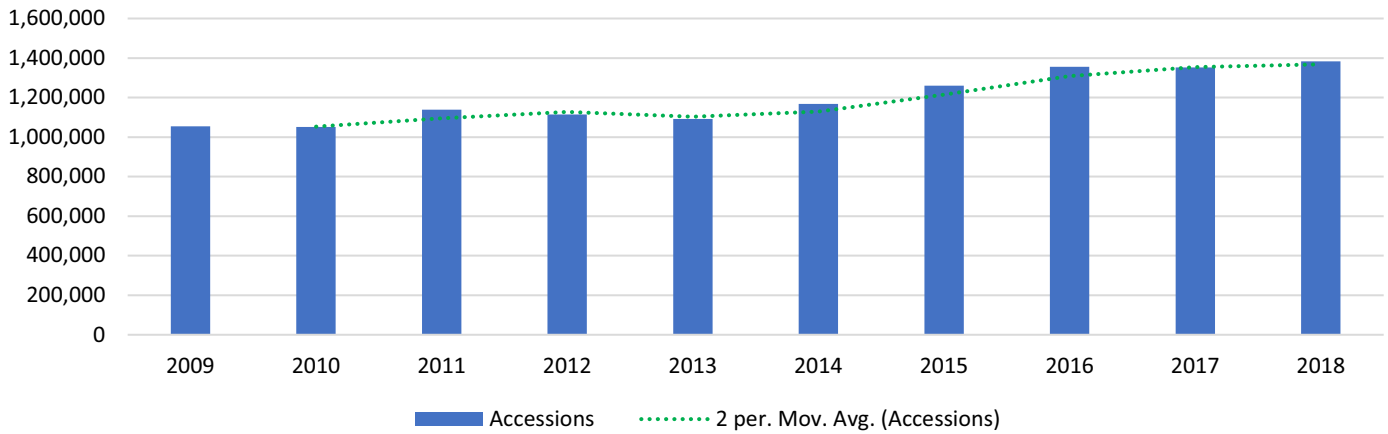
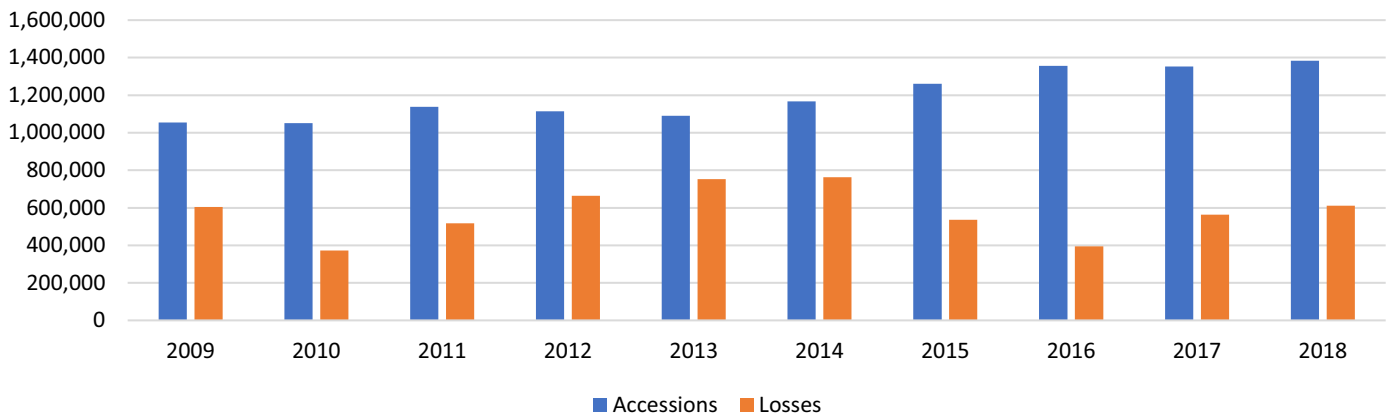


Chart 3

Accessions and Losses Over 10 Years



GENERAL STATISTICS

Chart 4 Changes in Membership Over Five Years

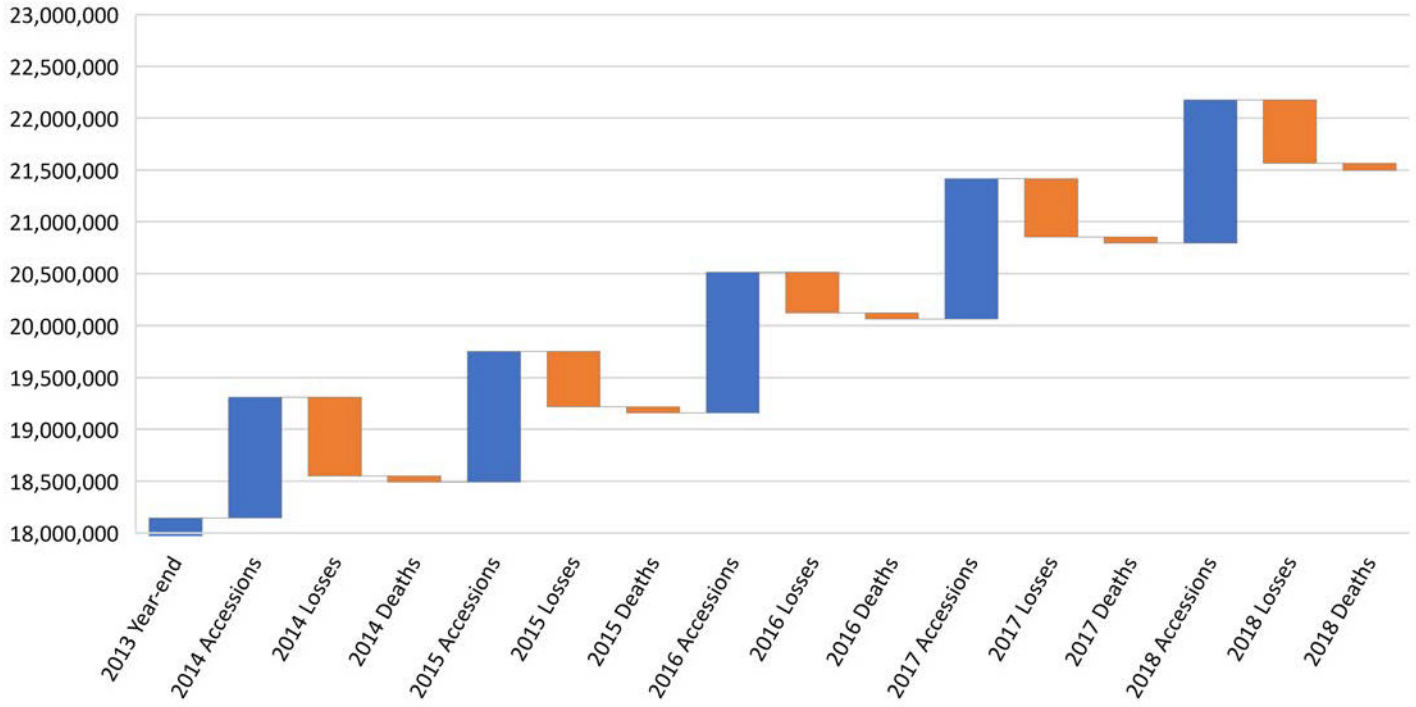


Chart 5 Adventist Mortality - A 10-Year Trend

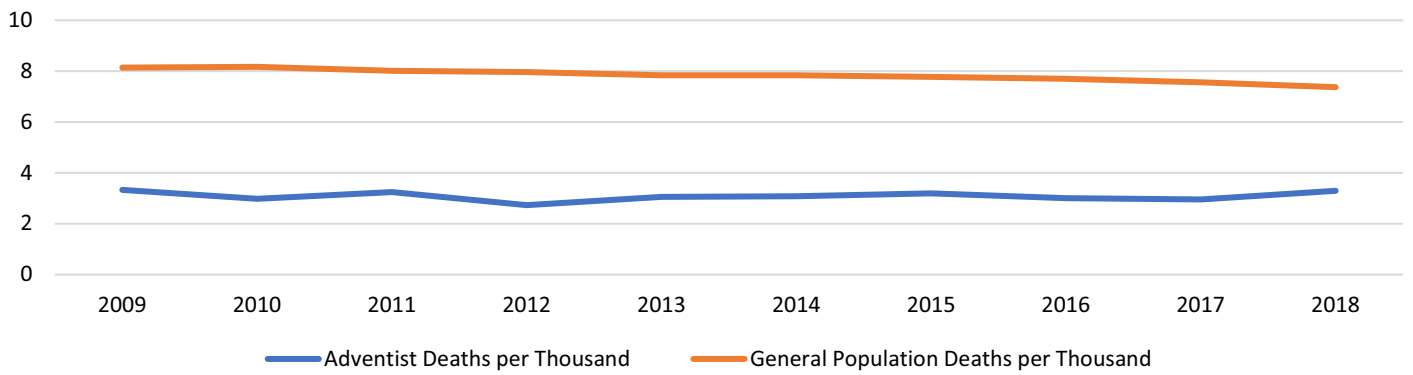
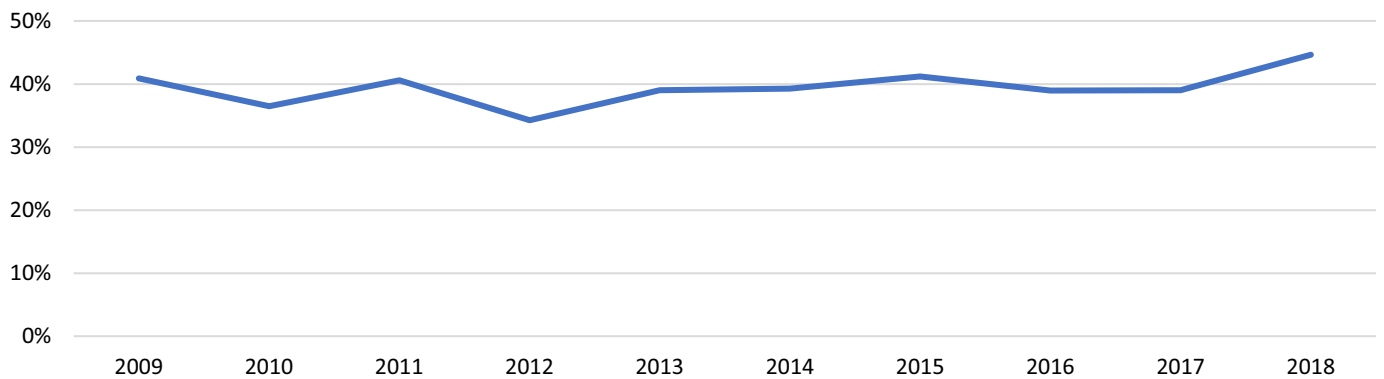


Chart 6 Adventist Mortality as a Percent of General Mortality - A 10-Year Trend



GENERAL AND INSTITUTIONAL EMPLOYEES Table 9

Year	General Employees	Institutional Employees	Full Time Employees	Part Time Employees	Casual Employees	Total Active Employees
1863	30	30
1870	72	72
1880	260	260
1900	1,500	1,500
1920	5,896	4,853	10,749
1930	10,599	7,926	18,525
1940	14,270	11,438	25,708
1950	20,274	14,860	35,134
1960	23,479	22,091	45,570
1970	26,092	35,892	61,984
1980	34,814	51,025	85,839
1990	41,876	75,294	117,170
2000	54,843	108,912	163,755
2010	75,053	138,713	213,766
2015	95,483	191,638	264,695	13,815	8,611	287,121
2016	97,803	207,492	277,726	14,912	12,657	305,295
2017	99,620	213,153	284,107	17,215	11,451	312,773
2018	106,632	214,778	292,696	17,150	11,564	321,410

Note—Prior to 1970, honorary employees were included. No Literature Evangelists are included. See new table below.

LITERATURE EVANGELISTS Table 10

Year	Credentialed and Licensed	Interns/ Other	Part Time	Total Literature Evangelists
1902	826	826
1910	1,697	1,697
1920	2,332	2,332
1930	2,936	2,936
1940	3,062	3,062
1950	3,793	3,793
1960	3,320	3,320
1970	3,973	3,973
1980	7,073	7,073
1990	7,730	7,730
2000	7,085	7,085
2010	6,994	6,994
2015	5,210	7,518	9,536	22,264
2016	6,050	9,149	10,133	25,332
2017	5,952	9,165	8,336	23,453
2018	4,890	8,520	8,181	21,591

FOOD INDUSTRIES Table 11

Year	Food Industries	Employees				Products		Sales
		Full-time	Part-time	Casual	Student	Manufactured	Other	
1980	20	2,445	589	724	1,003	161,596,678
1985	28	3,385	705	1,183	792	178,609,601
1990	28	3,142	643	967	2,017	301,718,937
1995	28	3,839	563	1,741	646	363,186,808
2000	26	3,438	417	2,156	934	414,134,361
2005	30	5,097	300	2,399	910	834,159,122
2010	20	3,628	115	1,809	1,612	903,128,141
2011	20	3,312	84	1,734	1,637	980,723,266
2012	21	3,404	113	2,145	1,311	833,237,702
2013	21	3,477	106	2,216	1,340	742,135,011
2014	22	3,750	96	2,358	1,368	715,168,269
2015	19	3,223	85	136	106	2,277	915	616,095,098
2016	20	3,352	374	473	73	2,475	331	684,312,375
2017	23	3,467	267	330	82	2,340	508	745,051,867
2018	22	3,418	247	247	46	2,275	516	706,845,120

PUBLISHING Table 12

Year	Publishing Houses and Branches	Publishing House and Branch Employees	Sales	Periodicals	Baptisms*	Literature Evangelists		
						Full-time	Part-time	Student
US\$								
1850	1
1880	4	128	40,000	10
1900	13	600	250,000	96	...	2,332 **
1920	45	1,125	5,682,972	144	...	3,062 **
1940	83	1,255	4,324,907	329	...	3,793 **
1950	43	1,668	12,602,590	317	...	4,757 **
1960	42	2,057	23,543,133	293	...	5,275 **
1970	48	2,379	46,882,360	279	...	6,754 **
1980	50	2,513	134,693,433	370	19,992	11,043	3,145	6,514
1990	58	2,293	106,422,910	582	39,295	21,779	4,213	4,253
2000	56	2,027	102,041,495	307	69,724	15,850	5,371	4,091
2010	63	2,133	194,638,728	447	57,429	14,560	13,054	19,940
2015	61	2,027	174,082,139	356	69,611	13,540	12,975	19,797
2016	59	2,049	159,411,489	362	66,590	12,366	12,956	19,293
2017	59	2,095	174,450,943	526	69,767	13,592	11,914	20,285
2018	60	2,069	161,244,243	551	60,817	12,492	12,122	20,400

Note—Beginning with 1987, publishing houses and branches were asked to report wholesale rather than retail sales.
 *Persons baptized as a direct result of outreach by literature evangelists.
 **Includes full-time, part-time, and student literature evangelists.

WOMEN'S MINISTRIES Table 13

Year	Baptisms	Reclaimed Members	Series of Evangelistic Meetings	Training Seminars	Other Meetings	Retreats/ Con-gresses	SDA Women Attending	Non-SDA Women Attending	Scholarships Awarded
1992	5,228	1,120	8,083	1,797	5,572	748	50,368	9,090	...
1993	8,449	18,091	1,555	1,818	14,826	1,152	116,061	9,415	1
1995	12,601	7,627	5,130	3,535	16,428	7,699	347,598	37,433	75
1998	77,971	14,856	25,822	14,871	64,235	13,391	633,664	63,341	78
2000	101,046	30,846	38,468	19,168	104,652	29,751	529,460	74,547	75
2005	133,431	29,083	93,754	29,418	151,201	18,214	1,110,144	144,038	141
2010	125,053	33,598	69,232	54,748	165,532	21,187	1,863,324	131,232	323
2013	111,772	48,462	50,420	51,984	132,550	31,622	1,270,125	101,912	464
2014	109,729	55,230	97,417	96,344	259,870	27,292	1,380,312	106,855	271
2015	139,354	63,733	74,651	84,122	115,032	35,441	1,345,494	120,214	384
2016	233,474	131,161	159,563	92,734	220,879	109,202	3,299,680	420,202	384
2017*	171,158	73,910	93,406	72,509	457,937	69,249	2,107,994	221,249	123
2018	152,764	59,547	116,788	155,408	1,202,147	32,687	1,581,080	179,353	389

Baptisms: Persons baptized as a direct result of ministry by women.
 Other Meetings: Prayer breakfasts, women's seminars, support groups, Bible studies, prayer ministries, etc.
 Retreats/Congresses: Women's weekend or full day retreats or congresses.
 Scholarships Awarded: Scholarships awarded from the General Conference Women's Ministries Scholarship Fund.
 *Note—Updated.

YOUTH MINISTRIES Table 14

Year	AY Societies	AY Membership	Ambassador Clubs	Ambassador Membership	Pathfinder Clubs	Pathfinder Membership	Adventurer Clubs	Adventurer Membership
1910	647	12,408
1920	2,030	41,916
1930	3,825	84,823
1940	6,622	148,698
1950	10,892	268,354
1960	14,064	449,996
1970	19,107	630,827	2,768	58,371
1980	25,100	1,044,947	7,203	161,402
1990	39,547	1,916,652	11,425	378,538
2000	52,691	2,782,940	22,830	634,516
2010	72,228	3,139,508	10,902	133,287	37,864	1,448,016	25,923	1,484,046
2014	85,631	2,699,897	18,167	230,247	36,295	1,532,553	27,692	1,362,272
2015	72,125	2,446,228	17,334	392,403	38,743	1,491,483	28,376	1,205,910
2016	78,640	2,413,444	18,611	393,257	44,929	1,568,624	33,820	1,306,360
2017	78,647	2,427,509	18,615	393,293	47,325	1,625,482	35,495	1,328,039
2018	100,878	3,440,341	29,391	482,161	58,361	1,728,963	46,062	1,557,293

GENERAL STATISTICS

CHILDREN'S MINISTRIES

Table 15

Year	Children in Congregations (Under Age 15)	Congregations with Children's Ministries' Coordinator *	Vacation Bible Schools (VBS)	VBS Attendance		Evangelistic Outreach Programs for Children	Leader-Teacher Training Events	Children Baptized (Under Age 15)	Congregations with Baptismal Classes*	Service Opportunities/Community Outreach in which Children Participated	Congregations that Implement the Kids in Discipleship Initiative
				SDA Families	Non-SDA Families						
1996	6,492	57,134	36,529	9,887	17,341	8,366
1997	8,032	95,353	66,263	10,595	3,716	8,100
1998	8,853	91,537	58,523	10,823	3,726	12,044
1999	9,838	155,025	95,015	10,367	6,208	22,871
2000	16,437	160,525	111,551	11,872	5,154	24,669
2005	...	37,176	29,104	968,732	573,905	78,387	42,190	113,849	23,311	137,288	...
2010	1,118,528	68,920	22,972	439,426	249,235	126,357	35,884	138,044	53,553	72,009	...
2014	1,796,724	57,469	24,163	235,952	180,273	93,770	48,354	126,563	21,729	111,935	3,828
2015	1,144,626	58,151	17,143	228,044	188,895	75,674	49,055	133,257	18,539	113,028	4,037
2016	2,175,739	62,921	29,905	422,255	235,249	104,816	60,916	166,127	27,415	121,029	5,228
2017	3,025,831	151,179	53,365	2,724,100	538,232	196,883	96,313	166,276	95,955	149,736	35,857
2018	2,101,674	78,417	33,184	751,383	446,113	116,003	70,903	170,329	60,635	109,633	41,690

*Beginning with 2006, the heading "Churches" changed to "Congregations." Congregations are officially organized churches and companies. Evangelistic Outreach Programs: e.g. Branch Sabbath Schools.

HEALTHCARE INSTITUTIONS

Table 16

Year	Institutions			Total Employees
	Hospitals and Sanitariums	Clinics and Dispensaries	Nrsg Homes, Retirement Centers, Orphanages, Children's Homes	
1880	2	165
1920	33	8	...	2,225
1940	90	68	...	6,184
1960	108	102	30	13,429
1980	153	266	80	54,941
1990	154	322	71	57,411
2000	174	393	158	85,307
2005	167	449	159	90,978
2010	173	216	168	112,578
2013	173	294	160	121,440
2014	175	385	169	122,795
2015	180	441	142	123,123*
2016	198	329	154	121,592
2017**
2018	211	440	132	142,595

*Revised. ** No Report.

COUNT OF UNIONS, CONFERENCES, AND LOCAL FIELDS

Table 17

DIVISION	Union Conferences	Union Missions	Union of Churches Conferences	Union of Churches Missions	Local Conferences	Local Missions
East-Central Africa	3	8	0	0	20	45
Euro-Asia	2	3	2	2	17	12
Inter-American	11	12	0	1	94	56
Inter-European	6	0	5	0	21	0
North American	9	0	0	0	57	2
Northern Asia-Pacific	2	1	0	0	9	3
South American	4	10	0	2	52	32
South Pacific	2	2	0	0	12	18
Southern Africa-Indian Ocean	9	3	0	0	32	15
Southern Asia	0	7	0	0	8	36
Southern Asia-Pacific	4	5	0	0	15	44
Trans-European	7	0	4	0	19	6
West-Central Africa	4	6	0	0	49	20
Attached to General Conf	0	1	0	0	0	4
World Total 2018	63	58	11	5	405	293
World Total 2017	61	58	11	5	400	288
Group Totals 2018	137				698	
Group Totals 2017	135				688	

BROADCAST MINISTRIES

Table 18

Year	AM/FM and Internet Radio Stations Owned and Operated by SDA Church		No. of Hours Broadcast Annually "Purchased" on Other Radio Stations	TV Channels (Including Internet) Owned and Operated by SDA Church		No. of Hours Broadcast Annually "Purchased" on Other TV Stations	Media Centers /Production Studios					Adventist World Radio (AWR)				
	No. of Radio Stations	No. of Hours Broadcast Annually (SDA owned)		No. of TV Stations/ Channels	No. of Hours Broadcast Annually (SDA Owned)		No. of Media Centers/ Production Studios	No. of Languages Produced	Radio Programs: No. of Hours Produced Annually	No. of Audio Podcasts Published on the Internet Annually	TV Programs: No. of Hours Produced Annually	No. of TV Podcasts Published on the Internet Annually	No. of Broadcast Languages	No. Hours Broadcast Annually	No. of Radio Programs Produced Annually	No. of Audio Podcast Downloads
1960	1,389*	184*
1970	4,476*	435*
1980	3,328	343
1990	1,227	143
2000	3,456	4,372*
2010	710	775	70	36,297	19,674
2015	1,066	4,068,032	489,851	484	469,851	91,829	160	245	242,508	47,894	48,470	23,241	83	92,671	24,660	4.4 billion
2016	1,160	4,026,233	579,909	654	578,122	128,422	155	212	157,048	43,602,273	147,583	993,451	83	95,315	26,984	6.1 billion
2017	1,446	4,217,877	90,194	950	609,664	119,117	183	235	308,135	45,801,631	164,040	1,606,394	79	32,111	28,756	data unavailable
2018	1,541	4,838,328	96,897	1,109	551,542	129,461	241	279	272,860	2,205,984	73,493	29,624	81	32,062	30,495	data unavailable

*Includes number of broadcasts per week.

Note—NAD did not report in 2010.

STATISTICAL REPORT

SABBATH SCHOOL AND PERSONAL MINISTRIES

Table 19

Year	Bible School Enrollments	Bible School Graduates	Lay Crusades/ Seminars	Lay Bible Studies	Baptisms*	Pieces of Literature Distributed	Community Services Units	Ingathering Funds	Sabbath Schools +	Sabbath School Attendance ++	Percent of Church Membership	Investment Offerings	Sabbath School Mission Offerings	SS Mission Offerings as Percent of Tithe	
								US\$				US\$	US\$		
1880	451	11,821	75.92%	...	2,784	4.50%	
1890	1,414	33,783	113.71%	...	28,643	12.71%	
1900	2,334	50,804	67.05%	...	46,794	9.17%	
1910	96,964**	4,151	101,161	96.78%	...	138,038	10.31%	
1920	19,683	686,700	6,151	195,663	105.51%	...	1,441,962	20.04%	
1930	28,536	1,290,854	9,966	382,743	121.79%	67,367	1,870,343	30.02%	
1940	36,289	1,326,120	14,817	618,507	122.54%	108,350	1,765,277	21.87%	
1950	68,510	4,125,463	16,694	952,229	125.82%	401,419	4,828,091	17.41%	
1960	277,344	92,142	90,404	7,274,440	22,617	1,682,983	135.17%	786,242	8,162,705	13.80%	
1970	486,235	161,467	157,766	10,598,152	30,601	2,607,713	127.09%	2,255,554	14,420,752	11.63%	
1980	700,777	314,146	52,877	9,184,988	193,783	16,356,170	41,906	4,144,386	119.07%	4,704,254	34,564,983	8.67%	
1990	290,736	166,527	141,239	11,586,376	215,407	32,271,391	16,698	15,616,983	76,323	8,011,268	119.66%	4,640,765	40,388,328	6.12%	
2000	1,092,963	481,160	202,263	9,308,661	486,378	74,023,800	135,787	9,622,709	120,865	14,513,424	124.18%	4,405,364	44,986,478	4.11%	
2010	584,728	198,034	251,691	5,558,014	514,734	59,354,723	116,966	11,067,178	140,694	19,368,905	114.45%	4,141,977	61,362,489	3.01%	
2015	793,709	261,479	107,375	3,547,699	746,540	48,125,407	186,565	8,550,494	...	6,253,993	...	6,465,881	76,016,330	3.32%	
2016	449,445	173,781	195,029	2,608,240	736,447	111,475,085	483,636	7,804,576	...	6,730,428	...	6,404,364	75,667,682	3.30%	
2017	521,253	221,616	367,306	2,992,718	801,315	62,040,037	4,832,586	8,857,088	...	6,997,949	...	6,513,988	79,852,865	3.25%	
2018	565,980	259,512	293,962	3,893,930	1,040,497	68,916,031	686,382	9,400,268	...	8,194,315	...	4,951,876	77,982,664	3.08%	
Total Ingathering Funds 1908-2018								US \$ 777,870,914							

*Persons baptized as a direct result of outreach by lay members. **1908-1910. +Beginning with 2011, number of Sabbath Schools are no longer collected. ++In 2012, Sabbath School Membership was changed to Sabbath School Attendance. Since that time the reporting has been incomplete.

EDUCATION

Table 20

Year	Tertiary Institutions			Worker Training Institutions			Secondary Schools			Primary Schools		
	Institutions	Teachers	Enrollment	Institutions	Teachers	Enrollment	Schools	Teachers	Enrollment	Schools*	Teachers	Enrollment*
1880	1	14	52	5	353	2	3	99
1900	8	100	1,590	18	134	810	220	250	5,000
1920	19	1,020 +	1,616	40	...	7,924	966	1,273	28,555
1930	31	1,794 +	4,124	70	...	10,524	2,077	2,547	78,533
1940	35	2,782 +	6,989	90	...	12,196	2,752	3,752	107,576
1950	47	3,881 +	15,502	126	...	20,382	4,277	6,108	187,922
1960	51	1,305	16,513	309	3,456	43,041	4,463	8,437	235,887
1970	77	1,917	24,540	398	4,392	60,952	4,045	10,235	286,600
1980	76	3,619	32,882	806 +	6,156 +	111,927 +	4,127	16,079	494,488
1990	76	3,407	42,562	32	...	2,913	887	10,662 +	150,540	4,267	27,259	540,647
2000	94	4,648	65,589	35	419	8,868	1,126	17,492	257,937	4,809	33,367	732,698
2010	111	11,289	131,516	59	694	8,862	1,823	30,805	494,324	5,813	44,057	1,034,052
2015	114	13,561	142,530	53	541	7,596	2,326	36,711	583,946	5,705	51,965	1,188,910
2016	115	14,384	145,024	50	603	5,757	2,424	39,370	603,211	5,915	54,282	1,200,880
2017	116	14,212	148,373	52	834	7,214	2,419	36,592	595,848	5,943	55,331	1,183,337
2018	118	13,694	167,739	34	536	7,350	2,539	40,766	576,456	6,106	51,035	1,130,026

*Prior to 1996, figures were based on Department of Education and conference or mission secretaries' reports. +Separate figures for tertiary institutions, worker training institutions, and secondary schools were not available.

MISSIONARIES

Table 21

Year	New Missionary Arrivals*						Missionaries Currently Serving						ISE Permanent Returnees ****
	ISE Appointees **	ISE Unassigned Spouses	Adventist Volunteer Service***	Global Mission Pioneers+	Other Missionaries ++	Total	ISEs +++	ISE Unassigned Spouses	Adventist Volunteer Service***	Global Mission Pioneers+	Other Missionaries ++	Total	
1958	266	266	266	...
1960	270	270	3	273	...
1970	470	470	125	595	...
1980	356	356	1,388	...	763	2,151	326
1990	369	369	1,089	...	1,087	2,176	279
2000	169	...	518	687	1,138	...	1,526	2,664	135
2010	107	...	719	98	...	924	860	...	1,358 ‡	1,142	...	3,360	109
2015	60	16	456	1,074	500	2,106	801	110	963	2,302	1,507	5,683	63
2016	84	24	821	...	910	1,839	670	149	1,289	1,047	1,769	4,924	105
2017	61	19	617	...	749 ‡	1,446 ‡	664	143	1,108	1,241	1,914 ‡	5,070 ‡	96
2018	49	15	1,181	...	647	1,892	630	133	1,693	1,483	2,390	6,329	110

*Includes intradivision (where divisions have defined mission territories) and interdivision arrivals. **New ISEs (International Service Employees) and spouses employed this year. Unassigned spouses were included in this column until 2013. ***Adventist Youth Services are included. Figures for years 1960 to 1990 reflect new AVS arrivals. Figures for 2000 onward reflect AVS currently serving. ****Initial Permanent Returnees only. +Global Mission Pioneers remain in their own country. ++Other Missionaries include: Tentmakers, Waldensian Students, Contract Workers (working in a foreign country, but not ISEs), 1000 Missionary Movement Workers, Pioneer Missionary Movement Workers, Intra-Division/Inter-Union Workers (if not in home country), Intra-Union Workers (if not in home country), and One Year in Mission Workers. +++ISEs and spouses currently employed. Unassigned spouses were included in this count until 2013. ‡Revised.

DENOMINATIONALLY EMPLOYED WORKERS CLASSIFIED BY TYPE OF EMPLOYMENT 2018

Table 22

Organization	General Employees															Institutional Employees				
	Evangelistic and Pastoral Employees						Administrative, Promotional, Office, and Miscellaneous Employees						Primary School Teachers			Bible Instructors		Tertiary Inst., Worker Training Inst., and Secondary School Teachers		
	Ordained		Licensed		Other		Ordained		Other											
	FT	PT	FT	PT	FT	PT	FT	PT	FT	PT	C	FT	PT	C	FT	PT	FT	PT	C	
General Conference	10	78	...	2,869	79	290	18	261	
East-Central Africa	1,726	...	998	...	189	89	145	...	2,704	171	164	1,399	261	202	15	...	1,497	61	128	
Euro-Asia	560	34	366	1	137	17	104	...	564	136	48	98	9	7	4	...	245	27	1	
Inter-American	1,662	...	1,379	...	256	7	553	...	2,920	207	56	3,875	268	16	118	14	3,806	505	129	
Inter-European	590	6	212	1	138	3	350	...	679	160	37	87	27	3	10	1	115	42	43	
North American	3,012	84	671	53	445	486	354	8	3,086	3,256	1,414	2,806	791	626	33	71	1,879	298	264	
Northern Asia-Pacific	856	...	184	...	5,307	1	98	...	281	25	1	281	57	3	1,390	47	3	
South American	2,610	...	837	...	279	...	789	...	11,415	11,133	437	...	8,275	
South Pacific	615	18	461	2	391	53	157	7	1,177	439	448	1,790	273	368	37	20	1,117	279	338	
Southern Africa-Indian Ocean	905	4	467	20	201	95	219	1	1,574	122	63	469	26	...	596	19	...	
Southern Asia	388	...	232	...	381	...	171	...	898	1,572	146	...	1,549	
Southern Asia-Pacific	1,302	1	834	32	412	92	379	...	1,556	18	128	2,856	192	182	72	...	2,435	432	72	
Trans-European	323	7	60	...	166	31	76	4	384	137	9	37	12	2	23	1	90	44	11	
West-Central Africa	894	...	487	...	513	5	81	...	782	229	70	341	228	335	6	...	2,737	155	320	
Attd: Middle East and North Africa Union	24	...	13	...	50	2	14	...	47	20	3	19	4	24	6	...	
Attd: Israel Field	4	...	1	2	...	3	
World Totals 2018	15,481	154	7,202	109	8,865	881	3,570	20	30,939	4,999	2,731	26,781	2,122	1,741	927	110	26,016	1,915	1,309	
World Totals 2017	15,117	105	6,828	138	8,644	2,006	3,646	24	27,515	4,412	2,915	24,374	1,408	1,385	979	124	24,619	2,058	1,477	

*Employees of Adventist Risk Management, Incorporated.

Literature Evangelists in this table are credentialed and licensed, interns, and part time.

DENOMINATIONALLY EMPLOYED WORKERS CLASSIFIED BY CREDENTIALS CARRIED 2018

Table 23

Organization	Ministerial Credential			Commissioned Minister Credential		Commissioned Ministry of Teaching Credential		Administrative Ministries Credential		Missionary Credential			Ministerial License	
	Active		Honorary/ Emeritus	FT	PT	FT	PT	FT	PT	Active		Honorary/ Emeritus	FT	PT
	FT	PT								FT	PT			
General Conference	178	...	87	13	...	312	...	181	...	1,314	1
East-Central Africa	1,907	...	1,330	263	...	1,469	...	201	...	1,758	1,079	...
Euro-Asia	680	34	288	23	7	213	1	88	7	102	14	375	381	2
Inter-American	2,318	...	735	77	2	1,330	...	82	...	3,835	89	576	1,489	...
Inter-European	982	9	653	77	7	93	11	41	4	453	87	99	216	7
North American	3,510	95	1,804	189	11	2,651	44	578	17	2,118	170	89	768	56
Northern Asia-Pacific	1,080	2	255	33	...	113	...	8	...	785	5	187	203	...
South American	3,686	...	452	1,600	...	129	1,096	...
South Pacific	814	25	299	63	5	1,716	192	144	5	527	46	...	473	2
Southern Africa-Indian Ocean	1,179	5	507	67	1	499	...	113	...	1,542	3	...	514	20
Southern Asia	568	...	471	69	...	503	...	15	...	425	266	...
Southern Asia-Pacific	1,833	3	317	6,964	11	...	947	32
Trans-European	418	11	305	46	6	36	16	43	2	171	47	132	76	5
West-Central Africa	1,046	...	17	30	...	812	200	128	...	1,332	59	...	555	95
Attd: Middle East and North Africa Union	45	...	4	1	...	21	5	18	...	41	11	...	13	...
Attd: Israel Field	6	2	1	...
World Totals 2018	20,250	184	7,524	951	39	9,768	469	1,640	35	22,969	543	1,587	8,077	219
World Totals 2017	19,965	136	7,344	980	29	9,367	343	1,479	40	22,538	513	1,557	7,931	243

STATISTICAL REPORT

DENOMINATIONALLY EMPLOYED WORKERS CLASSIFIED BY TYPE OF EMPLOYMENT 2018 (CONT'D)

Institutional Employees (Cont'd)																		Total Active Employees				All Literature Evangelists		
Others in Educational Institutions			Food Industry Employees			Hospital and Sanitarium Employees			Others in Healthcare Institutions			Media Center Employees			Publishing House and Branch Employees			Other Institutional Employees*		All Full Time Employees	All Part Time Employees		All Casual Employees	Total Active Employees
FT	PT	C	FT	PT	C	FT	PT	C	FT	PT	C	FT	PT	C	FT	PT	C	FT	PT					
1,949	354	1,964	7,178	1,027	686	31	91	...	12,485	1,460	2,940	16,885	...		
451	60	162	424	70	52	217	72	38	86	14	10	107	...	25	9,958	798	781	11,537	6,147		
156	25	12	49	42	154	11	47	57	9	...	2,494	311	115	2,920	609		
2,012	159	14	882	145	...	1,774	49	17	305	1	1	98	5	...	159	...	3	19,799	1,360	236	21,395	1,431		
42	14	1	85	33	...	101	329	11	64	25	12	53	13	...	2,526	654	107	3,287	229		
1,874	510	697	98,609	42	50	8,528	135	27	24	140	17	5	121,572	5,643	3,080	130,295	65		
112	47	...	376	34	...	4,616	256	306	465	471	...	31	74	14,071	941	310	15,322	325		
13,367	1,611	9,238	297	600	989	62,046	62,046	1,776		
263	66	143	1,163	156	954	1,778	973	50	4	...	20	4	19	8,195	3,099	2,289	13,583	523		
655	302	108	918	...	5	332	40	23	...	109	...	4	6,511	586	180	7,277	3,991		
819	718	95	19	43	7,031	7,031	308		
1,259	13	22	6,133	388	314	662	8	33	28	3	...	181	1	...	18,109	1,180	751	20,040	5,023		
39	20	45	6	1	31	4	...	15	4	...	46	7	...	1,339	279	23	1,641	32		
180	165	132	12	19	47	3	...	3	3	...	61	6,264	800	744	7,808	1,132		
45	6	5	43	1	7	286	39	8	333	...		
...	10	10	...		
23,223	1,741	3,128	4,075	336	...	129,919	1,925	1,450	12,065	2,666	1,056	1,330	119	93	2,039	51	56	292,696	17,150	11,564	321,410	21,591		
25,153	1,815	2,596	3,549	281	178	135,193	1,820	1,409	5,081	2,830	1,356	1,523	121	80	1,763	71	55	284,107	17,215	11,451	312,773	23,453		

DENOMINATIONALLY EMPLOYED WORKERS CLASSIFIED BY CREDENTIALS CARRIED 2018 (CONT'D)

Commissioned Minister License		Commissioned Ministry of Teaching License		Administrative Ministries License		Missionary License		All Other Employees (Employees with no credential or license)			Total Active Employees			All Active Employees	Literature Evangelists Cred. and License	Honorary/ Emeritus Credential
FT	PT	FT	PT	FT	PT	FT	PT	FT	PT	Casual	FT	PT	Casual			
4	...	13	...	33	1	373	...	10,064	1,458	2,940	12,485	1,460	2,940	16,885	...	93
226	...	1,012	...	33	...	609	...	1,401	798	781	9,958	798	781	11,537	1,772	1,338
1	...	143	20	25	11	88	6	750	209	115	2,494	311	115	2,920	40	667
39	1	531	1	25	...	2,442	21	7,631	1,246	236	19,799	1,360	236	21,395	491	1,482
59	5	21	37	7	6	174	23	403	458	107	2,526	654	107	3,287	143	803
121	11	1,039	56	156	3	1,359	291	109,083	4,889	3,080	121,572	5,643	3,080	130,295	34	2,053
...	...	23	...	7	...	6,897	4	4,922	930	310	14,071	941	310	15,322	50	442
...	948	...	54,716	62,046	62,046	272	618
88	22	896	76	44	2	479	52	2,951	2,672	2,289	8,195	3,099	2,289	13,583	85	316
14	...	190	...	61	...	672	3	1,660	554	180	6,511	586	180	7,277	649	528
10	...	472	2,072	...	2,631	7,031	7,031	116	558
...	2,709	220	5,656	914	751	18,109	1,180	751	20,040	700	317
35	3	8	2	9	5	120	38	377	144	23	1,339	279	23	1,641	8	483
149	...	370	15	11	...	532	...	1,299	431	744	6,264	800	744	7,808	530	17
1	...	2	1	36	9	108	13	8	286	39	8	333	...	4
...	1	10	10
747	42	4,720	208	411	28	19,511	667	203,652	14,716	11,564	292,696	17,150	11,564	321,410	4,890	9,719
796	32	4,149	241	406	33	18,481	706	198,015	14,899	11,451	284,107	17,215	11,451	312,773	5,952	9,606

Conference or Mission	Churches, Companies, and Church Membership															
	2a	2b	3a	3b	4a	4a2	4b	4c	4d	5a	5b	5c	5d	5e	6	16
	Churches	Companies	Church Attendance Average	Church Membership at Beginning of Year	Members Added					Members Subtracted					Church Membership at End of Year	Sabbath School Attendance Average
Baptisms					Former Members' Baptisms	Professions of Faith	Letters Received	Adjustments	Letters Granted	Deaths	Dropped	Missing	Adjustments			
EAST-CENTRAL AFRICA DIVISION																
1 BURUNDI UNION MISSION
2 East Burundi Field	110	150	27,392	19,763	4,886	108	549	117	...	82	26	194	38	...	25,083	26,441
3 North Burundi Field	106	130	29,417	28,519	10,547	351	34	250	...	298	82	458	190	...	38,673	29,975
4 North-West Burundi Field	190	118	47,900	...	19,180	1,708	491	83,340	...	1,426	139	1,211	175	...	101,768	48,545
5 South-West Burundi Field	59	103	13,665	...	3,327	30	51	17,094	...	90	7	30	3	...	20,372	13,777
6 West Burundi Field	19,029	96,187	3,089	353	79	34	...	99,249	114	309	70	18,122
Totals	465	501	137,402	144,469	41,029	2,550	1,204	100,835	...	101,145	368	2,202	476	...	185,896	136,859
7 EAST CONGO UNION MISSION
8 East Kasai Field	65	84	12,636	18,770	2,128	12	...	5	...	355	19	312	334	...	19,895	20,234
9 East Katanga Mission	55	66	13,008	12,803	1,328	...	11	7	...	107	85	41	13,916	14,044
10 North Katanga Field	50	77	15,455	15,030	1,728	48	...	34	...	47	58	57	16,678	16,088
11 South Katanga Field	112	185	43,388	42,955	6,397	19	50	113	...	59	63	105	86	...	49,221	46,407
12 West Katanga Field	23	35	10,371	9,787	2,234	16	...	15	...	14	28	30	21	...	11,959	11,170
Totals	305	447	94,858	99,345	13,815	95	61	174	...	582	253	545	441	...	111,669	107,942
13 EAST KENYA UNION CONFERENCE
14 Central Kenya Conference	1,068	922	120,555	123,685	11,718	1,177	747	2,156	...	4,153	90	824	1,738	...	132,678	112,508
15 Central Rift Valley Conference	538	265	56,275	54,862	3,617	312	71	200	...	217	49	105	164	...	58,527	40,119
16 Kenya Coast Field	194	308	11,089	26,690	1,032	10	...	4	2	27,726	15,940
17 Nyamira Conference	649	165	110,381	149,246	14,459	290	89	3,074	...	3,109	629	2,213	1,875	...	159,332	50,317
18 South Kenya Conference	843	215	95,690	191,530	10,056	5	192	167	...	371	731	1,864	2,136	...	196,848	82,355
Totals	3,292	1,875	393,990	546,013	40,882	1,784	1,099	5,607	...	7,854	1,501	5,006	5,913	...	575,111	301,239
19 ETHIOPIAN UNION MISSION
20 Central Ethiopia Field	76	74	8,631	10,074	512	...	28	51	...	91	30	23	42	1,064	9,415	6,758
21 Gambella Field Station	36	7	5,537	...	1,886	1	...	10,752	12,639	5,747
22 North Ethiopia Field	7	4	176	421	7	428	147
23 Northwest Ethiopia Field	18	7	2,487	2,523	20	1	5	2,537	2,520
24 South Central Ethiopia Field	197	108	17,129	34,825	1,503	...	194	102	...	89	133	149	111	...	36,142	21,776
25 South East Ethiopia Field	72	51	5,669	7,917	431	26	8,322	5,642
26 South Ethiopia Field	173	61	23,544	32,572	1,840	...	55	11	...	113	76	5,981	28,308	12,202
27 South West Ethiopia Field	67	51	8,525	18,688	626	10,752	10	13	...	2,101	6,438	8,509
28 West Central Ethiopia Field	63	46	10,387	12,571	692	...	44	5	20	5	7	...	13,280	11,490
29 West Ethiopia Conference	289	42	72,542	65,131	2,066	160	67,037	72,636
Totals	998	451	154,624	184,722	9,583	1	321	10,921	...	10,933	497	266	160	9,146	184,546	147,424
30 NORTH EAST CONGO UNION MISSION
31 Central Kivu Field	441	145	46,764	87,298	11,445	303	1	1,155	...	1,130	192	641	27	...	98,212	55,449
32 Kibali Ituri Mission	80	219	5,012	10,148	1,050	169	32	1,351	...	292	27	37	58	...	12,336	2,751
33 Maniema Mission	27	36	3,331	7,251	396	118	1	106	...	140	89	32	37	...	7,574	5,291
34 North Kivu Field	311	185	50,852	50,698	7,110	167	14	926	...	1,223	162	616	6	...	56,908	48,704
35 South Kivu Field	203	108	23,930	29,418	3,567	109	8	204	...	198	27	182	83	...	32,816	26,297
36 Upper Congo Field	102	161	15,660	17,871	1,513	18	8	1,569	...	144	59	43	51	...	20,682	15,207
Totals	1,164	854	145,547	202,684	25,081	884	64	5,311	...	3,127	556	1,551	262	...	228,528	153,699
37 NORTHERN TANZANIA UNION CONF
38 Mara Conference	466	288	55,461	164,339	10,015	1,175	75	1,432	...	1,577	511	1,087	173,861	67,687
39 North-East Tanzania Conference	448	282	72,755	78,136	6,825	1,218	25	2,336	24	2,746	330	669	58	...	84,761	75,370
40 South Nyanza Conference	800	684	135,738	189,244	31,141	1,523	...	1,257	10	2,589	523	781	219,282	109,131
41 Western Tanzania Conference	471	382	56,921	75,781	7,625	311	33	426	...	434	103	187	8	...	83,444	53,790
Totals	2,185	1,636	320,874	507,500	55,606	4,227	133	5,451	34	7,346	1,467	2,724	66	...	561,348	305,977
42 RWANDA UNION MISSION
43 Central Rwanda Field	252	49	90,688	123,717	6,702	504	...	39	...	51	89	67	130,755	67,501
44 East Central Rwanda Conference	214	133	90,325	137,317	9,870	139	9	1,107	...	1,227	106	88	38	...	146,983	84,227
45 East Rwanda Field	24,516	163,591	1,481	56	10	5	...	165,106	25	12	25,255
46 North Rwanda Conference	290	76	94,392	123,425	9,494	93	4	90	...	108	140	89	38	...	132,731	99,146
47 North-East Rwanda Field	135	111	36,675	...	6,337	180	17	69,971	...	19	22	3	76,461	34,671
48 North-West Rwanda Field	223	62	63,806	97,384	7,469	17	5	41	...	34	120	12	5	...	104,745	60,638
49 South Rwanda Field	245	76	44,364	109,726	7,537	246	25	130	...	113	68	91	31	...	117,361	45,716
50 South-East Rwanda Field	185	98	40,840	...	9,096	107	2	95,240	...	48	54	41	22	...	104,280	43,951
51 West Rwanda Field	315	81	62,712	99,798	7,072	257	15	46	...	109	111	169	13	...	106,786	57,015
Totals	1,859	686	548,316	854,958	65,058	1,599	87	166,669	...	166,815	735	572	147	...	920,102	518,117
52 SOUTHERN TANZANIA UNION MISSION
53 East-Central Tanzania Conference	338	285	34,669	57,015	7,097	95	409	2,255	...	2,069	157	615	10	...	64,020	35,019
54 South-East Tanzania Conference	164	147	20,805	42,030	4,619	68	887	1,459	...	1,184	98	230	1	...	47,550	22,884
55 Southern Highlands Conference	499	531	58,333	56,641	6,849	194	403	1,519	...	3,187	356	1,571	10	...	60,482	64,278
Totals	1,001	963	113,807	155,686	18,565	357	1,699	5,233	...	6,440	611	2,416	21	...	172,052	122,180
56 UGANDA UNION MISSION
57 Central Uganda Conference	409	726	186,828	217,040	12,223	5	18	229,250	186,828
58 Eastern Uganda Field	166	455	29,797	30,771	2,611	...	50	51	33,381	26,763
59 Northern Uganda Field	74	219	5,937	23,683	2,412	35	12	23	...	54	37	61	57	...	25,956	5,937

STATISTICAL REPORT FOR 2018

Conference or Mission	Churches, Companies, and Church Membership															
1	2a	2b	3a	3b	4a	4a2	4b	4c	4d	5a	5b	5c	5d	5e	6	16
Conference or Mission	Churches	Companies	Church Attendance Average	Church Membership at Beginning of Year	Members Added					Members Subtracted					Church Membership at End of Year	Sabbath School Attendance Average
					Baptisms	Former Members' Baptisms	Professions of Faith	Letters Received	Adjustments	Letters Granted	Deaths	Dropped	Missing	Adjustments		

EAST-CENTRAL AFRICA DIVISION (CONT'D)

UGANDA UNION MISSION (CONT'D)																
60 Rwenzori Field	241	214	14,794	49,443	2,474	260	8	405	69	705	112	70	200	20	51,552	11,463
61 Southwestern Uganda Field	103	282	14,399	25,179	2,588	84	25	38	35	124	90	18	27,717	13,058
62 Western Uganda Field	151	417	26,017	32,081	8,021	6	...	4	...	16	27	72	190	3,814	35,993	29,151
Totals	1,144	2,313	277,770	378,197	30,329	390	95	470	104	899	335	221	447	3,834	403,849	273,199
63 WEST CONGO UNION MISSION																
64 Central Kasai Field	366	208	98,285	145,689	7,776	9	59	86	21	180	252	642	1,233	...	151,333	85,312
65 Congo Equatorial Field	7	28	2,180	2,212	224	22	6	13	6	10	11	...	2,450	2,108
66 Lower Congo Field	7	28	402	3,269	303	2	...	14	...	10	9	11	35	...	3,523	387
67 West Congo Field	52	56	7,291	22,161	2,807	83	3	125	...	22	76	109	162	...	24,810	18,570
68 West Kasai Field	222	195	93,606	129,091	5,760	75	12	3	...	6	278	66	842	...	133,749	97,090
Totals	654	515	201,762	302,422	16,870	191	80	241	21	218	621	838	2,283	...	315,865	203,465
69 WEST KENYA UNION CONFERENCE																
70 Central Nyanza Conference	369	176	35,635	62,332	4,617	40	10	540	...	569	134	9	66,827	15,646
71 Greater Rift Valley Conference	578	500	74,207	64,421	6,958	102	1,304	2,734	...	2,241	154	1,401	2,390	...	69,333	55,442
72 Kenya Lake Conference	617	159	51,859	97,055	4,493	...	83	17	1,350	11,789	97	61	23	3,403	87,625	27,627
73 Lake Victoria Field	519	171	33,357	...	6,052	56	41	73,485	...	470	74	22	204	...	78,864	22,066
74 North West Kenya Conference	496	563	39,409	43,791	6,621	11	209	2,880	...	3,802	32	298	164	...	49,216	24,388
75 Ranen Conference	514	171	68,277	165,869	8,703	...	109	554	...	62,244	244	269	305	...	112,173	54,240
Totals	3,093	1,740	302,743	433,468	37,444	209	1,756	80,210	1,350	81,115	735	2,060	3,086	3,403	464,038	199,407
76 ATTACHED FIELDS																
77 Eritrea Mission Field	3	12	...	526	526	...
78 SOUTH SUDAN ATTACHED TERRITORY																
79 Greater Bahr el Ghazal Field	12	47	7,895	7,956	1,902	1	41	...	1	9,899	7,787
80 Greater Equatoria Field	36	76	12,225	15,545	1,735	5	47	15	36	...	17,281	13,585
81 Greater Upper Nile Field	20	66	10,177	10,825	1,884	1	7	24	12,677	9,821
Totals	68	189	30,297	34,326	5,521	5	47	1	41	16	8	24	36	...	39,857	31,192
Attached Fields Totals	71	201	30,297	34,852	5,521	5	47	1	41	16	8	24	36	...	40,383	31,192
82 EAST-CENTRAL AFRICA DIVISION																
83 Burundi Union Mission	465	501	137,402	144,469	41,029	2,550	1,204	100,835	...	101,145	368	2,202	476	...	185,896	136,859
84 East Congo Union Mission	305	447	94,858	99,345	13,815	95	61	174	...	582	253	545	441	...	111,669	107,942
85 East Kenya Union Conference	3,292	1,875	393,990	546,013	40,882	1,784	1,099	5,607	...	7,854	1,501	5,006	5,913	...	575,111	301,239
86 Ethiopian Union Mission	998	451	154,624	184,722	9,583	1	321	10,921	...	10,933	497	266	160	9,146	184,546	147,424
87 North East Congo Union Mission	1,164	854	145,547	202,684	25,081	884	64	5,311	...	3,127	556	1,551	262	...	228,528	153,699
88 Northern Tanzania Union Conference	2,185	1,636	320,874	507,500	55,606	4,227	133	5,451	34	7,346	1,467	2,724	66	...	561,348	305,977
89 Rwanda Union Mission	1,859	686	548,316	854,958	65,508	1,599	87	166,669	...	166,815	735	572	147	...	920,102	518,117
90 Southern Tanzania Union Mission	1,001	963	113,807	155,686	18,565	357	1,699	5,233	...	6,440	611	2,416	21	...	172,052	122,180
91 Uganda Union Mission	1,144	2,313	277,770	378,197	30,329	390	95	470	104	899	335	221	447	3,834	403,849	273,199
92 West Congo Union Mission	654	515	201,762	302,422	16,870	191	80	241	21	218	621	838	2,283	...	315,865	203,465
93 West Kenya Union Conference	3,093	1,740	302,743	433,468	37,444	209	1,756	80,210	1,350	81,115	735	2,060	3,086	3,403	464,038	199,407
94 Attached Fields	71	201	30,297	34,852	5,521	5	47	1	41	16	8	24	36	...	40,383	31,192
DIVISION TOTALS	16,231	12,182	2,721,986	3,844,316	359,783	12,292	6,646	381,123	1,550	386,490	7,687	18,425	13,338	16,383	4,163,387	2,500,698

EURO-ASIA DIVISION

1 BELARUS UNION OF CHURCHES CONF	66	28	3,711	3,814	75	...	1	24	...	26	27	27	3,834	3,625
2 CAUCASUS UNION MISSION																
3 Kubano-Chernomorskaya Conference	57	29	2,187	3,068	68	3	4	130	...	100	51	49	11	2	3,060	2,103
4 North Caucasus Mission	38	22	1,443	1,711	41	1	11	519	...	39	37	24	...	7	2,176	1,402
5 Rostov-Kalmikia Conference	41	25	1,694	2,525	35	...	4	60	...	66	62	60	2,436	1,642
Totals	136	76	5,323	7,304	144	4	19	709	...	205	150	133	11	9	7,672	5,147
6 EAST RUSSIAN UNION MISSION																
7 Central Siberian Mission	29	3	1,057	1,827	56	...	9	40	...	39	32	18	9	3	1,831	1,021
8 East Siberian Mission	33	24	1,115	2,026	61	3	1	29	...	30	33	11	12	3	2,031	1,044
9 West Siberian Mission	20	12	543	1,171	22	31	...	19	14	1,191	506
Totals	82	39	2,715	5,024	139	3	10	100	...	88	79	29	21	6	5,053	2,570
10 FAR EASTERN UN OF CHURCHES MISS	48	23	1,411	2,223	37	3	8	38	4	65	41	39	...	1	2,167	1,329
11 MOLDOVA UNION OF CHURCHES CONF	140	98	5,814	8,912	164	16	23	158	...	272	125	130	...	18	8,728	6,101
12 SOUTHERN UNION MISSION																
13 Kyrgyzstan Mission	11	14	345	694	15	1	...	48	12	58	10	14	...	7	681	332
14 Northern Kazakhstan Mission	31	9	1,030	1,410	54	...	9	61	7	69	19	38	1	2	1,412	1,024
15 Southern Kazakhstan Mission	14	10	647	995	32	5	...	27	...	31	16	15	997	658
16 Tajikistan Field	3	6	154	237	7	1	...	7	6	4	228	133

GENERAL STATISTICS BY DIVISIONS FOR 2018

Conference or Mission	Churches, Companies, and Church Membership															
	2a	2b	3a	3b	4a	4a2	4b	4c	4d	5a	5b	5c	5d	5e	6	16
	Churches	Companies	Church Attendance Average	Church Membership at Beginning of Year	Members Added					Members Subtracted					Church Membership at End of Year	Sabbath School Attendance Average
Baptisms					Former Members' Baptisms	Professions of Faith	Letters Received	Adjustments	Letters Granted	Deaths	Dropped	Missing	Adjustments			

EURO-ASIA DIVISION (CONT'D)

SOUTHERN UNION MISSION (CONT'D)																
17 Turkmenistan Field	1	2	55	95	6	2	99	55
18 Uzbekistan Field	10	6	386	661	38	...	2	36	7	43	15	2	...	1	683	368
Totals	70	47	2,617	4,097	152	6	11	173	26	210	66	73	1	10	4,105	2,569
19 TRANS-CAUCASUS UNION OF CH MISS																
20 UKRAINIAN UNION CONFERENCE
21 Bukovinskaya Conference	131	9	5,188	6,832	143	10	16	120	...	138	152	36	6,795	5,242
22 Central Ukrainian Conference	89	18	3,146	4,565	95	6	11	160	...	140	94	73	2	...	4,528	2,943
23 Dnieper Conference	104	4	3,163	5,026	108	4	7	147	3	190	124	77	17	3	4,884	3,022
24 Eastern Dnieper Conference	108	71	3,714	6,755	122	7	14	86	1	133	151	135	...	33	6,533	3,528
25 Eastern Ukrainian Mission	65	33	1,673	3,359	97	6	3	58	3	74	76	93	2	9	3,272	1,629
26 Kyiv Conference	25	...	2,026	4,031	90	2	7	96	1	83	82	27	1	...	4,034	1,843
27 Podolsk Conference	109	50	3,933	5,669	91	7	10	120	...	169	128	93	12	...	5,495	3,797
28 Southern Ukrainian Conference	84	40	2,724	4,432	81	9	7	135	3	172	117	100	11	6	4,261	2,625
29 Western Ukrainian Conference	96	42	4,242	6,163	127	4	10	97	3	101	100	68	8	27	6,100	4,128
Totals	811	267	29,806	46,832	954	55	85	1,019	14	1,200	1,024	702	53	78	45,902	28,754
30 WEST RUSSIAN UNION CONFERENCE .																
31 Central Conference	50	19	3,059	3,593	57	2	1	82	...	70	64	12	3,589	3,051
32 Moscow Conference	29	3	2,052	3,425	73	...	2	151	3	97	47	22	9	3	3,476	1,943
33 Northwestern Conference	53	28	1,813	3,060	28	1	3	69	4	68	41	35	6	5	3,010	1,713
34 Southern Conference	82	91	4,131	7,009	107	...	8	129	...	120	104	78	1	...	6,950	3,916
35 Ural Conference	59	69	2,307	4,102	73	5	4	48	1	76	69	53	8	5	4,022	2,164
36 Volga Conference	52	72	1,907	2,982	45	38	1	41	56	29	18	1	2,921	1,857
37 Volgo-Vyatskaya Conference	53	45	2,299	4,118	47	8	2	79	...	75	76	91	13	4	3,995	2,116
Totals	378	327	17,566	28,289	430	16	20	596	9	547	457	320	55	18	27,963	16,758
38 ATTACHED FIELD																
39 Crimea Mission	26	6	1,024	1,804	17	2	4	49	1	44	37	15	...	1	1,780	958
40 EURO-ASIA DIVISION																
41 Belarus Union of Churches Conference ...	66	28	3,711	3,814	75	...	1	24	...	26	27	27	3,834	3,625
42 Caucasus Union Mission	136	76	5,323	7,304	144	4	19	709	...	205	150	133	11	9	7,672	5,147
43 East Russian Union Mission	82	39	2,715	5,024	139	3	10	100	...	88	79	29	21	6	5,053	2,570
44 Far Eastern Union of Churches Mission ...	48	23	1,411	2,223	37	3	8	38	4	65	41	39	...	1	2,167	1,329
45 Moldova Union of Churches Conference ...	140	98	5,814	8,912	164	16	23	158	...	272	125	130	...	18	8,728	6,101
46 Southern Union Mission	70	47	2,617	4,097	152	6	11	173	26	210	66	73	1	10	4,105	2,569
47 Trans-Caucasus Un of Churches Mission...	27	15	561	1,695	24	...	1	36	1	529	18	6	4	6	1,194	557
48 Ukrainian Union Conference	811	267	29,806	46,832	954	55	85	1,019	14	1,200	1,024	702	53	78	45,902	28,754
49 West Russian Union Conference	378	327	17,566	28,289	430	16	20	596	9	547	457	320	55	18	27,963	16,758
50 Attached Field	26	6	1,024	1,804	17	2	4	49	1	44	37	15	...	1	1,780	958
DIVISION TOTALS	1,784	926	70,547	109,994	2,136	105	182	2,902	55	3,186	2,024	1,474	145	147	108,398	68,365

INTER-AMERICAN DIVISION

1 ATLANTIC CARIBBEAN UNION MISSION																
2 Cayman Islands Conference	16	1	1,548	6,027	252	29	2	19	...	33	23	5	27	63	6,178	1,109
3 North Bahamas Conference	12	3,880	88	4	5	2	3,965	...
4 South Bahamas Conference	48	2	...	16,574	600	17	2	10	...	23	26	15	17,139	...
5 Turks and Caicos Islands Mission	10	1	961	3,369	189	...	3	9	...	5	7	4	3,554	775
Totals	86	4	2,509	29,850	1,129	50	7	38	...	61	61	26	27	63	30,836	1,884
6 BELIZE UNION OF CHURCHES MISSION																
7 CARIBBEAN UNION CONFERENCE
8 East Caribbean Conference	81	7	...	26,790	323	...	8	60	...	41	91	7	27,042	...
9 Grenada Conference	46	5	1,793	14,371	228	5	6	33	...	19	64	30	2	...	14,528	1,379
10 Guyana Conference	160	59	1,693	65,829	2,429	...	12	30	...	22	61	49	124	...	68,044	1,314
11 North Caribbean Conference	31	4	92	15,728	180	...	4	31	...	47	54	17	15,825	49
12 South Caribbean Conference	134	21	3,566	58,803	689	...	24	80	104	128	131	42	...	4	59,395	2,213
13 South Leeward Mission	44	5	...	11,193	440	...	2	51	64	33	23	5	...	11	11,678	...
14 St Lucia Mission	44	4	...	23,653	170	2	3	11	...	12	31	23,796	...
15 St Vincent and the Grenadines Mission ...	39	3	...	15,599	375	...	1	19	12	27	40	14	...	3	15,922	...
16 Suriname Mission	15	5	306	4,937	87	1	...	6	29	7	8	2	...	22	5,021	371
17 Tobago Mission	31	1	...	8,239	143	1	...	14	...	3	8	1	8,385	...
Totals	625	114	7,449	245,142	5,064	9	60	335	209	339	511	167	126	40	249,636	5,325
18 CENTRAL MEXICAN UNION MISSION																
19 Azteca Mexican Conference	41	16	1,359	19,799	791	...	58	90	11	...	15	3	13	237	20,481	910
20 Bajio Mexican Conference	61	46	3,923	10,125	350	10	16	14	...	6	8	195	66	...	10,240	2,733
21 Metropolitan Mexican Conference	77	16	7,329	36,215	1,139	58	44	67	13	94	101	414	237	...	36,690	4,316
22 Mexiquense Mexican Mission	15	23	1,835	5,929	306	25	50	6	...	9	6	33	56	8	6,204	1,348
23 Valley Mexican Mission	50	51	6,513	12,428	421	...	18	41	...	48	...	76	12,784	3,009
Totals	244	152	20,958	84,496	3,007	151	218	139	13	172	118	731	596	8	86,399	12,315

STATISTICAL REPORT FOR 2018

Conference or Mission	Churches, Companies, and Church Membership																
	2a	2b	3a	3b	4a	4a2	4b	4c	4d	5a	5b	5c	5d	5e	6	16	
	Churches	Companies	Church Attendance Average	Church Membership at Beginning of Year	Members Added					Members Subtracted					Church Membership at End of Year	Sabbath School Attendance Average	
Baptisms					Former Members' Baptisms	Professions of Faith	Letters Received	Adjustments	Letters Granted	Deaths	Dropped	Missing	Adjustments				

INTER-AMERICAN DIVISION (CONT'D)

24	CHIAPAS MEXICAN UNION CONF
25	Central Chiapas Conference	144	179	10,044	26,183	1,796	473	5	621	12	639	50	332	190	126	27,753	9,387
26	Grijalva Mission	143	129	7,462	24,907	1,191	513	15	376	1	369	87	381	59	30	26,077	7,221
27	North Chiapas Conference	278	340	30,765	45,195	2,943	718	61	970	4	909	118	1,506	33	154	47,171	30,655
28	Palenque Mission	89	141	2,639	16,073	1,384	221	88	687	...	674	135	2,266	29	4	15,345	2,515
29	Soconusco Conference	142	184	14,379	23,388	1,673	359	22	333	15	380	78	467	81	27	24,757	12,642
30	South Chiapas Mission	162	312	19,508	31,457	2,084	649	16	224	1	282	112	1,367	9	30	32,631	17,642
31	Upper Chiapas Conference	160	357	27,860	37,795	2,823	502	46	330	7	333	71	542	1	57	40,499	26,422
32	West Chiapas Conference	198	94	23,134	25,527	1,764	745	76	339	...	331	68	1,030	8	3	27,011	22,909
	Totals	1,316	1,736	135,789	230,525	15,658	4,180	329	3,880	40	3,917	719	7,891	410	431	241,244	129,392

33	CUBAN UNION CONFERENCE
34	Central Conference	60	25	3,049	5,519	283	58	31	58	1	36	77	198	34	3	5,602	2,788
35	Del Amanecer Conference	61	68	4,531	7,946	375	45	29	53	4	93	92	112	7	33	8,115	4,302
36	East Conference	93	44	4,677	10,298	828	122	82	246	...	270	77	182	9	...	11,038	4,495
37	West Conference	128	17	6,092	10,780	705	167	60	411	21	261	169	351	60	18	11,285	5,553
	Totals	342	154	18,348	34,543	2,191	392	202	768	26	660	415	843	110	54	36,040	17,137

38	DOMINICAN UNION CONFERENCE
39	Central Dominican Conference	186	86	60	61,015	2,713	...	1	12	...	10	8	47	16	...	63,660	53
40	East Dominican Conference	158	62	4,173	82,843	1,929	...	1	1	272	1	2	2	85,041	4,288
41	North Dominican Conference	141	113	7,085	32,281	2,177	...	15	307	...	263	15	32	126	...	34,344	7,491
42	Northeast Dominican Mission	101	61	770	34,618	1,451	...	24	4	...	2	15	245	35,835	879
43	South Dominican Mission	80	60	4,809	45,882	1,808	...	47	840	...	840	47,737	4,843
44	Southeast Dominican Conference	209	115	4,225	78,097	2,670	185	26	187	80,791	2,950
	Totals	875	497	21,091	334,736	12,748	...	88	1,349	298	1,303	40	326	142	...	347,408	20,503

45	DUTCH CARIBBEAN UNION MISSION
46	Aruba Mission	8	3	473	1,039	51	...	2	8	...	5	4	1	1,090	368
47	Bonaire Mission	3	1	62	414	12	...	2	1	428	45
48	Curacao Conference	26	2	2,112	7,998	200	6	8	28	27	41	44	44	1	2	8,135	1,512
	Totals	37	6	2,646	9,451	263	8	10	37	27	46	48	46	1	2	9,653	1,925

49	EAST VENEZUELA UNION MISSION
50	Central East Venezuela Conference	68	37	1,685	16,631	1,780	...	101	82	...	420	28	137	289	92	17,628	1,194
51	Central Llanos Venezuela Mission	40	15	1,459	12,943	705	13,648	1,205
52	Central Venezuela Conference	61	34	2,746	21,382	1,376	...	7	98	...	135	4	48	22,676	1,891
53	East Venezuela Conference	108	57	3,916	30,186	1,389	...	19	111	...	184	14	137	...	36	31,334	3,147
54	Northeast Venezuela Mission	64	36	1,845	14,967	713	...	27	141	5	154	40	245	...	254	15,160	1,322
55	South Bolivar Venezuela Mission	58	30	3,003	25,603	1,237	24	26,816	2,067
56	South Central Venezuela Conference	79	23	2,198	18,767	950	19,717	3,707
57	Southeast Venezuela Conference	117	29	6,112	31,810	1,651	25	32	230	238	...	32,936	5,722
	Totals	595	261	22,962	172,289	9,801	...	154	432	5	918	118	821	527	382	179,915	20,254

58	EL SALVADOR UNION MISSION
59	Central El Salvador Conference	119	49	4,513	30,220	910	38	87	160	21	165	85	852	2,455	232	27,647	3,210
60	East El Salvador Conference	199	67	6,807	55,116	1,411	96	226	98	4	125	58	798	...	17	55,953	5,762
61	Metropolitan El Salvador Conference	130	17	3,613	34,767	855	42	62	...	20	2	107	1,022	...	393	34,222	2,991
62	Paracentral El Salvador Conference	152	41	6,126	36,467	984	171	39	466	316	467	177	1,693	751	87	35,268	4,584
63	West El Salvador Conference	192	31	2,630	42,665	1,724	9	...	33	614	43,751	2,129
	Totals	792	205	23,688	199,235	5,884	347	414	724	370	759	460	4,979	3,206	729	196,841	18,675

64	FRENCH ANTILLES-GUIANA UN CONF
65	French Guiana Mission	11	9	...	2,987	36	1	1	2	...	1	2	3,024	...
66	Guadeloupe Conference	68	13	...	13,158	306	1	16	12	...	45	21	1	35	...	13,391	...
67	Martinique Conference	68	4	...	16,221	125	1	11	8	...	29	66	17	16,254	...
	Totals	147	26	...	32,366	467	3	28	22	...	75	89	18	35	...	32,669	...

68	GUATEMALA UNION MISSION
69	Altiplano Guatemala Mission	129	24	16,590	28,274	1,565	...	98	83	18	92	1	...	29,743	16,371
70	Central Guatemala Conference	90	17	8,458	8,991	695	...	58	3	...	2	10	58	50	...	9,627	6,449
71	East Guatemala Mission	146	28	8,626	42,151	2,092	...	23	1,837	...	1,837	153	3,723	1,139	...	39,251	8,158
72	Lago Guatemala Mission	74	14	2,405	16,624	614	...	66	41	28	147	765	...	16,323	1,333
73	Metropolitan Guatemala Conference	71	23	6,773	12,629	913	52	45	54	...	352	187	...	13,046	6,696
74	North Guatemala Mission	116	65	8,419	43,297	2,408	...	40	16	...	10	14	229	3,001	...	42,507	8,288
75	South Guatemala Mission	227	40	14,893	49,269	2,473	...	106	80	...	124	1,075	3,627	3,324	4,068	39,710	10,377
76	West Guatemala Conference	156	45	15,950	48,551	2,244	...	90	23	...	24	40	241	17	68	50,518	9,300
	Totals	1,009	256	82,112	249,786	13,004	52	526	1,959	...	2,175	1,338	8,469	8,484	4,136	240,725	66,970

77	HAITIAN UNION MISSION
78	Central Haiti Conference	74	44	11,869	77,697	1,530	...	9	125	...	197	148	356	5	959	77,696	8,788
79	North Haiti Mission	132	141	5,122	128,224	3,581	...	1	3	...	16	53	87	100	...	131,553	4,585
80	Northwest Haiti Mission	146	141	100,619	105,089	4,338	...	9	137	...	87	35	129	16	...	109,306	96,724
81	Plaine du cul de Sac Mission	107	66	14,495	57,630	3,740	...	17	99	57	33	106	239	14	52	61,099	10,448
82	South Haiti Mission	153	120	5,793	90,654	2,534	...	4	36	...	17	72	87	39	...	93,013	6,936
	Totals	612	512	137,897	459,294	15,723	...	40	400	57	350	414	898	174	1,011	472,667	127,480

GENERAL STATISTICS BY DIVISIONS FOR 2018

Conference or Mission	Churches, Companies, and Church Membership														
	2a	2b	3a	3b	4a	4a2	4b	4c	4d	5a	5b	5c	5d	5e	6
1	Members Added					Members Subtracted					Church Membership at End of Year	Sabbath School Attendance Average			
Conference or Mission	Churches	Companies	Church Attendance Average	Church Membership at Beginning of Year	Baptisms	Former Members' Baptisms	Professions of Faith	Letters Received	Adjustments	Letters Granted			Deaths	Dropped	Missing

INTER-AMERICAN DIVISION (CONT'D)

83 HONDURAS UNION MISSION																
84 Atlantic Honduras Conference	125	50	4,066	12,517	1,039	10	91	30		75	19	61	130	2,300	11,102	3,066
85 Bay Islands Conference	30	4	2,137	5,804	258		14				2			2,000	4,074	2,159
86 Central Honduras Conference	84	48	5,640	40,476	1,086		135	19		56	4	419		10,000	31,237	4,724
87 Comayaguella Mission	89	53	4,323	57,811	1,187		19			2	5	3,444		10,000	45,566	3,526
88 Northwest Honduras Conference	139	73	5,597	19,957	1,681		86	1		4	70	79	34	10	21,528	5,508
Totals	467	228	21,762	136,565	5,251	10	345	50	...	137	100	4,003	164	24,310	113,507	18,982
89 INTER-OCEANIC MEXICAN UNION CONF																
90 Alpine Mission	114	99	4,787	16,064	719	132	82	634	8	594	129	1,401	19	29	15,467	3,929
91 Central Veracruz Mission	104	117	2,544	10,839	577	66	15	235		228	59	70	2	13	11,360	1,925
92 Chontalpa Mission	149	86	3,723	14,748	779		46	120	24	128	68	493		57	14,971	4,003
93 Isthmus Conference	175	163	17,056	19,253	1,603	422	163	418	132	455	264	2,181	87	94	18,910	16,231
94 Los Tuxtlas Mission	164	124	14,620	16,215	997	334	40	508	20	572	180	1,327	94	39	15,902	14,389
95 North Veracruz Conference	202	193	16,613	22,895	1,199	260	49	294	1	316	144	942	18	23	23,255	14,986
96 Oaxaca Conference	113	135	15,529	24,322	717	16	15	10		426	606	2,632	764		20,652	14,320
97 Olmecca Conference	178	159	11,937	21,743	1,475	367	124	62	1	75	96	821	39	635	22,106	9,484
98 South Pacific Conference	139	81	10,172	17,211	955	30	23	20	5	43	21	174	1		18,005	9,170
99 South Veracruz Conference	180	104	16,511	18,486	1,035	350	60	694	197	763	340	1,942	272	182	17,323	15,046
100 Southeast Veracruz Mexican Conference	193	113	23,866	21,978	734	245	31	292	17	401	135	877	15	38	21,831	18,880
Totals	1,711	1,374	137,356	203,754	10,790	2,222	648	3,287	405	4,001	2,042	12,860	1,311	1,110	199,782	122,360
101 JAMAICA UNION CONFERENCE																
102 Central Jamaica Conference	212	8	5,485	97,799	3,203		24	123		201	171	178			100,599	4,383
103 East Jamaica Conference	96	5	2,180	70,919	1,312		5	43		70	100	5			72,104	1,277
104 North East Jamaica Conference	103	5	845	29,868	629		2	14		29	75	12			30,397	622
105 North Jamaica Conference	71	10	584	20,373	892		1	32		15	41	296	5		20,941	385
106 West Jamaica Conference	222	6	3,234	88,468	2,078		12	31		38	105	226	16		90,204	...
Totals	704	34	12,327	307,427	8,114	...	44	243	...	353	492	717	21	...	314,245	6,667
107 NORTH COLOMBIAN UNION CONF																
108 Atlantic Colombian Conference	137	68	17,544	19,523	2,205			95		305	85	334	78		21,021	16,510
109 Caribbean Colombian Conference	177	128	9,529	18,675	3,294						9	96			21,864	9,212
110 Colombian Islands Mission	10	2	510	1,003	79						1				1,081	507
111 East Central Colombian Conference	121	71		12,909	1,152						75	392	144		13,450	...
112 East Colombian Conference	160	79	11,021	16,834	2,095	2	107	16		21	267	800	1,311		16,655	7,966
113 Northeast Colombian Conference	139	68	9,940	17,003	2,028		1	699		881	112	162	239		18,337	4,087
114 Southwest Colombian Mission	70	51	5,102	8,353	872		8	66		36	10	53	84		9,116	3,488
115 West Central Colombian Conference	179	88	7,223	17,482	3,052	619	123	802		748	94	493	1,006		19,737	6,803
Totals	993	555	60,867	111,782	14,777	621	239	1,678	...	1,991	653	2,330	2,862	...	121,261	48,573
116 NORTH MEXICAN UNION CONFERENCE																
117 Baja California Conference	112	55	5,662	22,255	1,020	303	64	410	2	314	52	157	176	41	23,314	5,245
118 Chihuahua Mexican Conference	71	31	840	17,149	583	127	18	67		62	43	5	9	1	17,824	605
119 Gulf Mexican Conference	67	40	160	17,258	463	77	35	4		16	16	71	88		17,646	136
120 North Tamaulipas Mexican Conference	65	31	1,251	12,179	491	47	29	49		41	34	249	1,347		11,124	1,163
121 Northeast Mexican Conference	53	17	15,996	16,339	265	33	36	337		224	25	14			16,747	14,652
122 Northwest Mexican Mission	48	42	2,714	12,758	519	27	18				3	77			13,242	2,337
123 Regiomontana Mission	51	33		14,087	399	66	26	52		331	36	333	169		13,761	...
124 Sinaloa Mexican Conference	80	37	1,042	13,749	394	60	15	13		19	35	259	125		13,793	835
125 Sonora Mexican Conference	62	45	1,043	12,111	376	46	25	69		45	15	26	107		12,434	840
126 West Mexican Conference	66	90	2,704	13,737	658	39	56	232		219	77	109	539	14	13,764	2,183
Totals	675	421	31,411	151,622	5,168	825	322	1,233	2	1,271	336	1,300	2,560	56	153,649	27,996
127 PANAMA UNION MISSION																
128 Atlantic Panama Mission	32	4	1,207	10,385	795		5				28	7	3		11,147	785
129 Bocas del Toro Mission	30	28	1,620	3,779	413							1			4,191	1,508
130 Central Panama Conference	74	41	3,666	13,129	1,129		27	26		27	15	63	5		14,201	3,126
131 Metropolitan Panama Conference	52	31	4,411	22,652	1,673		18			12	37	16	41	137	24,100	3,922
132 Southeast Panama Mission	33	26	2,267	15,625	697		62				8	16	20		16,340	1,223
133 West Panama Conference	153	96	9,185	15,886	1,757									9	17,634	9,052
Totals	374	226	22,354	81,456	6,464	...	112	26	...	39	88	103	69	146	87,613	19,614
134 PUERTO RICAN UNION CONFERENCE																
135 East Puerto Rico Conference	127	3	1,596	14,401	336		15	16		181	130	119	294		14,044	1,269
136 North Puerto Rico Conference	49			5,142	109		10	8		18	8	1			5,242	...
137 South Puerto Rico Conference	32	1	356	2,178	74		9	25	24	26	9	12		40	2,223	266
138 West Puerto Rico Conference	104	3	1,962	11,663	253	10	59	112		153	123	20	31	2	11,768	1,658
Totals	312	7	3,913	33,384	772	10	93	161	24	378	270	152	325	42	33,277	3,192
139 SOUTH CENTRAL AMERICAN UN MISS																
140 Caribbean Costa Rica Mission	84	15	565	17,992	736		31	277	3	283	100	1,481	1,875	270	15,030	510
141 Central Nicaragua Mission	105	53	8,184	44,391	1,482		2	34	38	68	430	5,664	25,893	1,176	12,716	5,828
142 North Costa Rica Mission	78	31	360	28,670	652		35	152	2,651	168	83	1,466	10,841	2,670	16,932	294
143 Northwestern Nicaragua Mission	122	96	5,621	68,148	1,993		2	17	671	92	239	4,388	8,485		57,627	4,713

Conference or Mission	Churches, Companies, and Church Membership															
	2a	2b	3a	3b	4a	4a2	4b	4c	4d	5a	5b	5c	5d	5e	6	16
	Churches	Companies	Church Attendance Average	Church Membership at Beginning of Year	Members Added					Members Subtracted					Church Membership at End of Year	Sabbath School Attendance Average
Baptisms					Former Members' Baptisms	Professions of Faith	Letters Received	Adjustments	Letters Granted	Deaths	Dropped	Missing	Adjustments			

INTER-AMERICAN DIVISION (CONT'D)

SOUTH CENTRAL AMERICAN UN MISS (CONT'D)																
144 South Atlantic Nicaragua Mission	58	82	1,279	28,592	1,083	...	3	19	4,536	26	14	67	...	30,671	3,455	1,166
145 South-Central Costa Rica Conference	81	23	73	29,210	540	70	36	267	...	281	96	550	2,018	339	26,839	54
Totals	528	300	16,080	217,003	6,486	70	109	766	7,899	918	962	13,616	49,112	35,126	132,599	12,564
SOUTH COLOMBIAN UNION CONF																
147 Central Colombian Conference	92	46	4,959	19,221	1,101	...	14	12	...	54	11	29	...	1,481	18,773	4,219
148 East Los Llanos Conference	101	53	7,489	17,701	2,278	...	97	536	...	521	112	523	106	28	19,322	5,682
149 Northwestern Bogota and Boyaca Mission	45	13	1,300	5,749	501	73	39	62	...	67	5	52	106	41	6,153	1,015
150 Pacific Colombian Conference	109	41	8,816	18,982	1,982	...	18	439	...	484	57	138	1,049	...	19,693	6,224
151 South Andean Mission	58	39	2,556	12,509	978	37	...	57	105	93	...	149	13,120	2,408
152 South Bogota Conference	70	11	4,237	17,301	955	60	60	233	...	278	18	142	28	18	18,125	3,009
153 South Colombian Conference	129	78	...	32,222	1,610	...	1	47	4	41	15	157	481	1,294	31,896	...
154 South Pacific Mission	62	32	3,984	11,129	972	...	2	...	344	66	15	209	989	218	10,950	3,829
155 Upper Magdalena Conference	88	9	5,777	22,558	1,037	81	42	22	...	22	23,718	3,429
Totals	754	322	39,117	157,372	11,414	214	273	1,388	348	1,590	338	1,343	2,759	3,229	161,750	29,813
SOUTHEAST MEXICAN UNION MISSION																
157 Campeche Mission	82	100	6,667	11,801	1,015	337	53	330	4	326	255	3,467	141	19	9,332	5,765
158 Central Tabasco Conference	122	121	12,994	23,236	2,033	171	64	1,321	34	1,410	508	6,875	66	400	17,600	11,875
159 East Tabasco Mission	48	82	4,511	8,197	650	117	67	479	1	500	216	1,906	134	40	6,715	3,636
160 Mayab Conference	102	104	7,321	17,361	1,011	248	72	667	1	594	381	2,720	387	308	14,970	6,075
161 North Quintana Roo Conference	74	47	8,081	11,511	1,205	337	120	1,226	8	1,109	156	2,195	671	79	10,197	6,974
162 South Quintana Roo Mission	72	82	8,847	10,927	733	124	45	779	1	766	322	2,916	402	86	8,117	8,895
163 South Tabasco Conference	81	68	11,023	15,566	697	274	48	301	1	309	265	2,236	141	139	13,797	9,439
Totals	581	604	59,443	98,599	7,344	1,608	469	5,103	50	5,014	2,103	22,315	1,942	1,071	80,728	52,658
WEST VENEZUELA UNION MISSION																
164 Central Andean Venezuela Mission	39	24	1,854	11,156	396	...	8	15	...	11	10	473	382	...	10,699	1,610
166 East Andean Venezuela Mission	52	12	1,739	12,382	928	2	35	3	...	4	4	10	13,332	1,358
167 North Central Venezuela Conference	75	22	3,819	17,697	724	6	14	18,441	3,675
168 Northwestern Venezuela Mission	49	17	1,321	8,355	653	...	1	9,009	1,168
169 Portuguese Venezuela Mission	43	14	505	14,088	113	13,975	430
170 Southwest Venezuela Conference	92	34	4,641	22,146	1,373	...	55	19	13	82	47	86	14	272	23,105	3,495
171 West Central Venezuela Conference	101	36	5,680	22,986	885	121	34	3	19	23	10	87	19	5	23,904	4,174
172 West Los Llanos Venezuela Conference	51	26	3,817	26,587	1,708	...	35	1	...	14,091	15	1	14,224	3,313
173 West Venezuela Conference	99	53	4,924	27,648	1,801	81	18	3	...	46	47	484	372	...	28,602	4,637
174 Yaracuy Venezuela Mission	49	19	4,281	13,214	544	...	2	11	...	29	13	236	13,493	3,546
Totals	650	257	32,579	162,171	9,012	210	202	14,143	32	14,286	146	1,377	787	390	168,784	27,402
INTER-AMERICAN DIVISION																
175 Atlantic Caribbean Union Mission	86	4	2,509	29,850	1,129	50	7	38	...	61	61	26	27	63	30,836	1,884
177 Belize Union of Churches Mission	94	41	6,561	44,554	1,610	40	3	2	...	2	7	19	46,181	6,582
178 Caribbean Union Conference	625	114	7,449	245,142	5,064	9	60	335	209	339	511	167	126	40	249,636	5,325
179 Central Mexican Union Mission	244	152	20,958	84,496	3,007	151	218	139	13	172	118	731	596	8	86,399	12,315
180 Chiapas Mexican Union Conference	1,316	1,736	135,789	230,525	15,658	4,180	329	3,880	40	3,917	719	7,891	410	431	241,244	129,392
181 Cuban Union Conference	342	154	18,348	34,543	2,191	392	202	768	26	660	415	843	110	54	36,040	17,137
182 Dominican Union Conference	875	497	21,091	334,736	12,748	...	88	1,349	298	1,303	40	326	142	...	347,408	20,503
183 Dutch Caribbean Union Mission	37	6	2,646	9,451	263	8	10	37	27	46	48	46	1	2	9,653	1,925
184 East Venezuela Union Mission	595	261	22,962	172,289	9,801	...	154	432	5	918	118	821	527	382	179,915	20,254
185 El Salvador Union Mission	792	205	23,688	199,235	5,884	347	414	724	370	759	460	4,979	3,206	729	196,841	18,675
186 French Antilles-Guiana Union Conference	147	26	...	32,366	467	3	28	22	...	75	89	18	35	...	32,669	...
187 Guatemala Union Mission	1,009	256	82,112	249,786	13,004	52	526	1,959	...	2,175	1,338	8,469	8,484	4,136	240,725	66,970
188 Haitian Union Mission	612	512	137,897	459,294	15,723	...	40	400	57	350	414	898	174	1,011	472,667	127,480
189 Honduras Union Mission	467	228	21,762	136,565	5,251	10	345	50	...	137	100	4,003	164	24,310	113,507	18,982
190 Inter-Oceanic Mexican Union Conference	1,711	1,374	137,356	203,754	10,790	2,222	648	3,287	405	4,001	2,042	12,860	1,311	1,110	199,782	122,360
191 Jamaica Union Conference	704	34	12,327	307,427	8,114	...	44	243	...	353	492	717	21	...	314,245	6,667
192 North Colombian Union Conference	993	555	60,867	111,782	14,777	621	239	1,678	...	1,991	653	2,330	2,862	...	121,261	48,573
193 North Mexican Union Conference	675	421	31,411	151,622	5,168	825	322	1,233	2	1,271	336	1,300	2,560	56	153,649	27,996
194 Panama Union Mission	374	226	22,354	81,456	6,464	...	112	26	...	39	88	103	69	146	87,613	19,614
195 Puerto Rican Union Conference	312	7	3,913	33,384	772	10	93	161	24	378	270	152	325	42	33,277	3,192
196 South Central American Union Mission	528	300	16,080	217,003	6,486	70	109	766	7,899	918	962	13,616	49,112	35,126	132,599	12,564
197 South Colombian Union Conference	754	322	39,117	157,372	11,414	214	273	1,388	348	1,590	338	1,343	2,759	3,229	161,750	29,813
198 Southeast Mexican Union Mission	581	604	59,443	98,599	7,344	1,608	469	5,103	50	5,014	2,103	22,315	1,942	1,071	80,728	52,658
199 West Venezuela Union Mission	650	257	32,579	162,171	9,012	210	202	14,143	32	14,286	146	1,377	787	390	168,784	27,402
DIVISION TOTALS	14,524	8,292	919,214	3,787,546	172,142	11,022	4,935	38,163	9,805	40,755	11,868	85,350	75,750	72,336	3,737,554	798,256

INTER-EUROPEAN DIVISION

1 AUSTRIAN UNION OF CHURCHES CONF	55	9	3,424	4,245	83	2	6	63	2	33	49	46	4,273	2,921
2 BULGARIAN UN OF CHURCHES CONF.	118	95	3,702	7,118	181	2	11	3	...	22	153	90	...	19	7,031	2,530

GENERAL STATISTICS BY DIVISIONS FOR 2018

Conference or Mission	Churches, Companies, and Church Membership															6	16	
	2a	2b	3a	3b	4a	4a2	4b	4c	4d	5a	5b	5c	5d	5e				
	Churches	Companies	Church Attendance Average	Church Membership at Beginning of Year	Members Added					Members Subtracted					Church Membership at End of Year			Sabbath School Attendance Average
					Baptisms	Former Members' Baptisms	Professions of Faith	Letters Received	Adjustments	Letters Granted	Deaths	Dropped	Missing	Adjustments				
INTER-EUROPEAN DIVISION (CONT'D)																		
3 CZECHO-SLOVAKIAN UNION CONF	
4 Bohemian Conference	77	13	2,180	3,283	54	...	6	59	...	43	29	19	3,311	1,347	
5 Moravia-Silesian Conference	71	10	3,008	4,225	69	2	13	72	...	76	62	21	4,222	2,189	
6 Slovakian Conference	43	10	1,731	2,228	24	...	3	118	...	114	28	11	2,220	959	
Totals	191	33	6,919	9,736	147	2	22	249	...	233	119	51	9,753	4,495	
7 FRANCO-BELGIAN UNION CONF	
8 Belgian-Luxembourg Conference	33	3	...	2,705	76	7	12	144	3	94	17	18	2,818	979	
9 North France Conference	86	16	1,970	10,413	122	4	14	266	184	118	28	27	28	106	...	10,696	1,452	
10 South France Conference	45	27	2,295	4,756	51	3	8	125	82	77	34	10	...	68	...	4,836	1,708	
Totals	164	46	4,265	17,874	249	14	34	535	269	289	79	55	28	174	...	18,350	4,138	
11 ITALIAN UNION OF CHURCHES CONF	110	18	...	9,486	62	...	14	135	...	205	27	40	36	15	...	9,374	...	
12 NORTH GERMAN UNION CONFERENCE	
13 Berlin-Central German Conference	146	12	...	6,971	81	...	15	149	...	136	128	43	7	6,902	...	
14 Hansa Conference	46	3	...	2,633	31	...	11	49	...	48	31	24	2	2,619	...	
15 Lower Saxonian Conference	58	1	...	3,523	45	...	16	104	...	77	63	6	35	3,507	...	
16 Northern Rhenish-Westfalian Conference	84	8	...	6,194	67	...	16	128	...	127	77	20	9	6,172	...	
Totals	334	24	...	19,321	224	...	58	430	...	388	299	93	53	19,200	...	
17 PORTUGUESE UN OF CHURCHES CONF	93	22	4,051	9,449	158	2	15	358	19	255	80	39	...	16	...	9,611	3,127	
18 ROMANIAN UNION CONFERENCE	
19 Banat Conference	105	48	4,508	6,648	176	3	20	77	...	89	120	36	27	6,652	3,268	
20 Moldavia Conference	240	43	8,501	12,117	210	13	21	189	...	253	254	127	41	11,875	7,421	
21 Muntenia Conference	266	53	11,679	18,199	341	18	18	339	...	321	416	169	72	17,937	8,924	
22 North Transylvania Conference	129	15	5,365	7,531	150	4	2	85	...	79	169	32	18	7,474	3,887	
23 Oltenia Conference	183	70	7,217	10,782	211	9	4	265	...	280	250	104	36	10,601	6,227	
24 South Transylvania Conference	154	31	6,593	9,344	170	5	5	133	...	122	203	52	32	9,248	4,789	
Totals	1,077	260	43,861	64,621	1,258	52	70	1,088	...	1,144	1,412	520	226	63,787	34,515	
25 SOUTH GERMAN UNION CONFERENCE	
26 Baden-Wuerttemberg Conference	84	7	...	6,362	89	...	14	261	...	215	93	43	6,375	...	
27 Bavarian Conference	72	4	...	4,580	65	116	...	97	68	39	4,557	...	
28 Central Rhenish Conference	65	5	...	4,685	36	126	...	106	45	36	4,660	...	
Totals	221	16	...	15,627	190	...	14	503	...	418	206	118	15,592	...	
29 SPANISH UNION OF CHURCHES CONF	110	59	10,776	16,740	376	14	88	813	...	571	76	142	119	17,123	8,244	
30 SWISS UNION CONFERENCE	
31 French-Italian Swiss Conference	22	3	...	2,188	32	...	2	48	...	34	13	33	2,190	...	
32 German Swiss Conference	32	3	...	2,574	42	...	6	60	...	51	38	19	7	2,567	...	
Totals	54	6	...	4,762	74	...	8	108	...	85	51	52	7	4,757	...	
33 INTER-EUROPEAN DIVISION	
34 Austrian Union of Churches Conference	55	9	3,424	4,245	83	2	6	63	2	33	49	46	4,273	2,921	
35 Bulgarian Union of Churches Conference	118	95	3,702	7,118	181	2	11	3	...	22	153	90	...	19	...	7,031	2,530	
36 Czecho-Slovakian Union Conference	191	33	6,919	9,736	147	2	22	249	...	233	119	51	9,753	4,495	
37 Franco-Belgian Union Conference	164	46	4,265	17,874	249	14	34	535	269	289	79	55	28	174	...	18,350	4,138	
38 Italian Union of Churches Conference	110	18	...	9,486	62	...	14	135	...	205	27	40	36	15	...	9,374	...	
39 North German Union Conference	334	24	...	19,321	224	...	58	430	...	388	299	93	53	19,200	...	
40 Portuguese Union of Churches Conference	93	22	4,051	9,449	158	2	15	358	19	255	80	39	...	16	...	9,611	3,127	
41 Romanian Union Conference	1,077	260	43,861	64,621	1,258	52	70	1,088	...	1,144	1,412	520	226	63,787	34,515	
42 South German Union Conference	221	16	...	15,627	190	...	14	503	...	418	206	118	15,592	...	
43 Spanish Union of Churches Conference	110	59	10,776	16,740	376	14	88	813	...	571	76	142	119	17,123	8,244	
44 Swiss Union Conference	54	6	...	4,762	74	...	8	108	...	85	51	52	7	4,757	...	
DIVISION TOTALS	2,527	588	76,997	178,979	3,002	88	340	4,285	290	3,643	2,551	1,246	469	224	...	178,851	59,969	

NORTH AMERICAN DIVISION

1 ATLANTIC UNION CONFERENCE
2 Bermuda Conference	11	1	1,277	4,013	48	...	12	53	3	65	44	1	4,019	427
3 Greater New York Conference	161	26	29,974	30,622	824	4	184	498	71	591	163	265	64	31,120	23,151
4 New York Conference	65	3	1,014	5,919	85	...	34	139	(3)	146	63	65	(6)	2	...	5,904	826
5 Northeastern Conference	182	24	8,868	58,322	1,366	...	135	928	311	1,004	249	176	201	59,432	2,598
6 Northern New England Conference	57	4	811	5,234	55	...	6	111	...	115	61	10	11	3	...	5,206	533
7 Southern New England Conference	125	18	2,348	18,950	404	...	100	489	27	456	83	52	209	4	...	19,166	1,373
Totals	601	76	44,291	123,060	2,782	4	471	2,218	409	2,377	663	569	479	9	...	124,847	28,907
8 CANADA, SDA CHURCH IN.
9 Alberta Conference	68	16	...	11,838	243	...	80	393	...	320	81	36	158	17	...	11,942	...
10 British Columbia Conference	82	16	2,166	11,505	172	...	40	269	...	208	118	183	60	12	...	11,405	687
11 Manitoba-Saskatchewan Conference	34	3	2,157	4,046	50	...	4	182	3	110	43	1	4,131	1,549
12 Maritime Conf of the SDA Church, Inc	27	4	787	1,648	19	...	5	54	...	48	24	3	1,651	544

STATISTICAL REPORT FOR 2018

Conference or Mission	Churches, Companies, and Church Membership															
1	2a	2b	3a	3b	4a	4a2	4b	4c	4d	5a	5b	5c	5d	5e	6	16
Conference or Mission	Churches	Companies	Church Attendance Average	Church Membership at Beginning of Year	Members Added					Members Subtracted					Church Membership at End of Year	Sabbath School Attendance Average
					Baptisms	Former Members' Baptisms	Professions of Faith	Letters Received	Adjustments	Letters Granted	Deaths	Dropped	Missing	Adjustments		

NORTH AMERICAN DIVISION (CONT'D)

CANADA, SDA CHURCH IN (CONT'D)																
13 Ontario Conference.....	131	27	...	33,456	686	1	132	779	...	743	188	108	7	91	33,917	...
14 Quebec Conference.....	42	11	3,035	8,317	199	...	37	115	1	85	22	23	1	5	8,533	1,486
15 SDA Church in Newfoundland and Labrador	8	3	...	541	4	...	3	3	...	18	12	15	506	...
Totals.....	392	80	8,143	71,351	1,373	1	301	1,795	4	1,532	488	369	226	125	72,085	4,266
COLUMBIA UNION CONFERENCE.....																
17 Allegheny East Conference.....	136	34	5,183	41,163	740	...	101	627	720	591	200	188	39	43	42,290	1,934
18 Allegheny West Conference.....	58	5	1,292	16,773	310	...	46	102	1	108	87	73	55	12	16,897	651
19 Chesapeake Conference.....	69	12	2,589	15,756	265	...	103	599	...	472	114	15	25	12	16,085	1,422
20 Mountain View Conference.....	34	4	928	2,281	45	...	9	52	1	67	56	26	17	1	2,221	692
21 New Jersey Conference of SDA, Inc.....	92	10	2,358	16,774	657	...	73	246	(47)	354	84	34	306	57	16,868	1,838
22 Ohio Conference.....	93	7	1,588	11,856	333	...	66	341	...	323	132	193	31	34	11,883	733
23 Pennsylvania Conference.....	118	5	3,567	11,865	502	...	138	489	(26)	431	122	60	(3)	23	12,335	2,277
24 Potomac Conference.....	145	24	12,544	36,014	977	...	213	838	...	978	169	116	62	40	36,677	8,060
Totals.....	745	101	30,047	152,482	3,829	...	749	3,294	649	3,324	964	705	532	222	155,256	17,605
LAKE UNION CONFERENCE.....																
26 Illinois Conference.....	101	14	...	13,767	199	...	33	321	(7)	337	89	51	30	16	13,790	...
27 Indiana Conference.....	70	8	347	8,720	192	...	34	242	(24)	272	72	35	36	5	8,744	183
28 Lake Region Conference.....	107	31,427	289	...	80	174	(46)	195	100	5	...	29	31,595	...
29 Michigan Conference.....	162	24	...	26,738	446	...	69	844	(21)	864	273	122	137	14	26,666	...
30 Wisconsin Conference.....	64	10	3,245	7,759	117	...	24	230	(9)	240	91	39	10	...	7,741	2,331
Totals.....	504	56	3,592	88,411	1,243	...	240	1,811	(107)	1,908	625	252	213	64	88,536	2,514
MID-AMERICA UNION CONFERENCE.....																
32 Central States Conference.....	36	17	2,069	8,593	227	...	42	135	21	186	42	5	8,785	492
33 Dakota Conference.....	42	3	1,379	4,082	43	...	9	219	(2)	223	44	39	42	...	4,003	999
34 Iowa-Missouri Conference.....	107	10	4,177	11,944	208	1	33	453	16	405	118	43	11	...	12,078	2,756
35 Kansas-Nebraska Conference.....	95	5	6,363	11,891	183	...	29	290	5	265	137	61	188	6	11,741	5,150
36 Minnesota Conference.....	76	13	2,252	10,101	330	...	193	227	(20)	244	50	19	17	11	10,490	1,518
37 Rocky Mountain Conference.....	107	16	1,861	18,227	354	...	93	910	(6)	859	152	157	743	21	17,646	933
Totals.....	463	64	18,100	64,838	1,345	1	399	2,234	14	2,182	543	324	1,001	38	64,743	11,846
NORTH PACIFIC UNION CONFERENCE.....																
39 Alaska Conference.....	28	5	...	3,925	42	...	6	59	...	74	22	4	(5)	7	3,930	...
40 Idaho Conference of SDA, Inc.....	44	7	...	6,863	134	...	22	407	...	340	67	32	54	6	6,927	...
41 Montana Conference.....	36	5	...	4,032	28	...	4	110	...	117	39	4	(1)	6	4,009	...
42 Oregon Conference.....	133	16	...	36,499	540	...	77	849	...	794	351	82	39	22	36,677	...
43 Upper Columbia Conference.....	114	12	...	27,056	421	...	52	842	...	697	217	71	203	5	27,178	...
44 Washington Conference.....	90	16	...	23,534	415	2	94	567	(7)	507	160	27	141	41	23,729	...
Totals.....	445	61	...	101,909	1,580	2	255	2,834	(7)	2,529	856	220	431	87	102,450	...
PACIFIC UNION CONFERENCE.....																
46 Arizona Conference.....	79	15	5,148	20,610	494	...	111	779	...	722	149	38	206	40	20,839	2,684
47 Central California Conference of SDA.....	131	15	7,109	38,091	653	...	70	838	275	842	268	80	331	3,793	34,613	4,527
48 Hawaii Conference.....	31	2	373	6,264	107	...	19	110	2	141	43	8	(6)	16	6,300	101
49 Nevada-Utah Conference.....	49	7	1,491	10,360	227	...	54	248	...	224	82	52	84	57	10,390	682
50 Northern California Conference of SDA.....	145	17	9,054	40,672	515	1	166	935	...	882	306	44	183	18	40,856	1,197
51 Southeastern California Conference.....	151	11	6,355	69,824	1,264	1	316	1,661	...	1,680	375	245	412	167	70,187	3,024
52 Southern California Conference.....	127	24	16,734	40,910	800	...	306	826	3	1,036	293	99	1,032	24	40,361	9,138
Totals.....	713	91	46,263	226,731	4,060	2	1,042	5,397	280	5,527	1,516	566	2,242	4,115	223,546	21,351
SOUTHERN UNION CONFERENCE.....																
54 Carolina Conference.....	131	30	5,281	23,235	744	2	203	1,012	...	928	182	182	88	10	23,806	4,000
55 Florida Conference.....	209	64	...	64,994	1,849	...	637	2,502	(55)	2,279	571	1,141	2,086	2	63,848	...
56 Georgia-Cumberland Conference.....	177	36	...	40,613	928	...	244	1,990	(22)	1,532	303	351	180	10	41,377	...
57 Gulf States Conference.....	80	13	2,864	12,780	344	...	67	337	2	295	70	173	3	...	12,989	1,446
58 Kentucky-Tennessee Conference.....	98	13	2,253	15,305	274	1	140	583	(14)	557	136	57	37	9	15,493	1,800
59 South Atlantic Conference.....	144	28	...	49,287	657	...	146	464	(42)	390	201	47	47	11	49,816	...
60 South Central Conference.....	151	9	1,063	35,997	665	...	70	390	23	348	162	18	42	...	36,575	267
61 Southeastern Conference.....	149	18	3,106	53,078	1,657	17	554	1,758	175	1,463	171	65	92	270	55,178	2,494
Totals.....	1,139	211	14,567	295,289	7,118	20	2,061	9,036	67	7,792	1,796	2,034	2,575	312	299,082	10,006
SOUTHWESTERN UNION CONFERENCE.....																
63 Arkansas-Louisiana Conference.....	89	17	3,329	13,229	254	...	106	387	(3)	325	96	38	159	...	13,355	2,287
64 Oklahoma Conference.....	74	6	2,581	8,945	181	...	47	359	(29)	342	155	421	(1)	1	8,585	985
65 Southwest Region Conference.....	95	21	4,649	26,719	575	...	55	464	...	608	65	6	148	...	26,986	1,606
66 Texas Conference.....	250	62	20,288	58,980	2,345	4	408	1,752	(69)	1,567	280	268	675	39	60,591	15,071
67 Texico Conference.....	73	4	3,418	12,081	219	1	33	275	(9)	254	71	35	206	3	12,031	1,813
Totals.....	581	110	34,263	119,954	3,574	5	649	3,237	(110)	3,096	667	768	1,187	43	121,548	21,762
ATTACHED FIELD																
69 Guam-Micronesia Mission.....	22	15	2,126	5,668	95	...	14	13	46	24	12	4	5,796	...

GENERAL STATISTICS BY DIVISIONS FOR 2018

Conference or Mission	Churches, Companies, and Church Membership														6	16
	2a	2b	3a	3b	4a	4a2	4b	4c	4d	5a	5b	5c	5d	5e		
	Churches	Companies	Church Attendance Average	Church Membership at Beginning of Year	Members Added					Members Subtracted						
Baptisms					Former Members' Baptisms	Professions of Faith	Letters Received	Adjustments	Letters Granted	Deaths	Dropped	Missing	Adjustments			

NORTH AMERICAN DIVISION (CONT'D)

70 NORTH AMERICAN DIVISION	1	22	3	...	1	24	...
71 Atlantic Union Conference	601	76	44,291	123,060	2,782	4	471	2,218	409	2,377	663	569	479	9	124,847	28,907
72 Canada, SDA Church in	392	80	8,143	71,351	1,373	1	301	1,795	4	1,532	488	369	226	125	72,085	4,266
73 Columbia Union Conference	745	101	30,047	152,482	3,829	...	749	3,294	649	3,324	964	705	532	222	155,256	17,605
74 Lake Union Conference	504	56	3,592	88,411	1,243	...	240	1,811	(107)	1,908	625	252	213	64	88,536	2,514
75 Mid-America Union Conference	463	64	18,100	64,838	1,345	1	399	2,234	14	2,182	543	324	1,001	38	64,743	11,846
76 North Pacific Union Conference	445	61	...	101,909	1,580	2	255	2,834	(7)	2,529	856	220	431	87	102,450	...
77 Pacific Union Conference	713	91	46,263	226,731	4,060	2	1,042	5,397	280	5,527	1,516	566	2,242	4,115	223,546	21,351
78 Southern Union Conference	1,139	211	14,567	295,289	7,118	20	2,061	9,036	67	7,792	1,796	2,034	2,575	312	299,082	10,006
79 Southwestern Union Conference	581	110	34,263	119,954	3,574	5	649	3,237	(110)	3,096	667	768	1,187	43	121,548	21,762
80 Attached Field	22	15	2,126	5,668	95	...	14	13	46	24	12	4	5,796	...
DIVISION TOTALS	5,606	865	201,391	1,249,715	26,999	35	6,181	31,872	1,245	30,292	8,130	5,807	8,886	5,019	1,257,913	118,255

NORTHERN ASIA-PACIFIC DIVISION

1 CHINESE UNION MISSION
2 China	1,251	3,245	...	451,070	9,510	24	1,042	929	...	1,373	404	458,940	...
3 Hong Kong-Macao Conference	20	4	1,707	4,594	68	...	45	113	7	103	27	4,697	1,126
Totals	1,271	3,249	1,707	455,664	9,578	24	1,087	113	7	103	956	...	1,373	404	463,637	1,126
4 JAPAN UNION CONFERENCE
5 East Japan Conference	53	22	3,616	8,085	129	2	28	148	45	115	124	22	336	21	7,819	2,212
6 Okinawa Mission	14	5	774	2,044	29	3	13	60	11	61	35	2	...	15	2,047	524
7 West Japan Conference	30	21	1,922	5,078	70	...	14	123	7	104	69	14	4	8	5,093	1,558
Totals	97	48	6,312	15,207	228	5	55	331	63	280	228	38	340	44	14,959	4,293
8 KOREAN UNION CONFERENCE
9 East Central Korean Conference	159	46	14,516	80,641	1,279	...	2	17	...	5	1	1	81,932	12,210
10 Jeju Region	7	3	424	1,149	18	...	1	102	...	13	39	...	1,218	312
11 Middlewest Korean Conference	130	14	8,185	30,856	543	7	...	6	12	31,388	6,880
12 North Korean Mission*	26	866	866	...
13 Southeast Korean Conference	124	28	6,433	33,546	593	16	...	33	34,122	5,613
14 Southwest Korean Conference	89	24	5,345	21,864	413	...	4	5	...	5	29	...	1	...	22,251	4,204
15 West Central Korean Conference	168	21	15,777	84,446	1,320	50	...	18	92	85,706	11,355
Totals	703	136	50,678	253,368	4,166	...	7	197	...	80	134	1	40	...	257,483	40,574
*As last reported in 1959.																
16 ATTACHED FIELDS
17 Mongolia Mission	6	5	643	2,596	262	3	2,855	590
18 Taiwan Conference	58	28	3,469	6,714	84	...	3	43	17	26	27	...	38	19	6,751	2,720
Totals	64	33	4,111	9,310	346	...	3	43	17	26	30	...	38	19	9,606	3,310
19 NORTHERN ASIA-PACIFIC DIVISION
20 Chinese Union Mission	1,271	3,249	1,707	455,664	9,578	24	1,087	113	7	103	956	...	1,373	404	463,637	1,126
21 Japan Union Conference	97	48	6,312	15,207	228	5	55	331	63	280	228	38	340	44	14,959	4,293
22 Korean Union Conference	703	136	50,678	253,368	4,166	...	7	197	...	80	134	1	40	...	257,483	40,574
23 Attached Fields	64	33	4,111	9,310	346	...	3	43	17	26	30	...	38	19	9,606	3,310
DIVISION TOTALS	2,135	3,466	62,808	733,549	14,318	29	1,152	684	87	489	1,348	39	1,791	467	745,685	49,302

SOUTH AMERICAN DIVISION

1 ARGENTINA UNION CONFERENCE
2 Buenos Aires Conference	107	36	7,791	32,223	652	63	35	531	8	13,037	94	225	157	14	19,985	6,026
3 Central Argentine Conference	131	103	6,838	22,703	768	117	42	762	5	677	185	208	...	15	23,312	5,133
4 Central West Argentine Mission	49	41	2,818	9,470	538	29	17	170	...	178	23	137	18	1	9,867	2,234
5 North Argentine Conference	123	131	5,114	25,468	1,110	208	56	658	3	689	164	845	532	14	25,259	4,104
6 North Buenos Aires Mission	70	20	3,068	...	382	68	6	12,902	4	327	64	167	30	10	12,764	2,239
7 Northwest Argentine Mission	53	48	3,366	13,711	598	70	18	577	5	611	100	286	7	19	13,956	2,413
8 South Argentine Conference	82	58	4,719	12,816	528	90	19	426	2	396	48	150	15	8	13,264	3,725
Totals	615	437	33,712	116,391	4,576	645	193	16,026	27	15,915	678	2,018	759	81	118,407	25,872
9 BOLIVIA UNION MISSION
10 Central Bolivia Mission	141	122	14,465	27,230	2,244	121	292	2,283	13	2,202	64	23	3,812	67	26,015	10,009
11 East Bolivia Mission	113	179	15,732	30,491	3,055	98	151	1,096	10	1,070	107	63	2,017	50	31,594	10,587
12 West Bolivia Mission	216	377	23,448	58,759	4,490	173	579	690	100	772	177	103	2,531	411	60,797	16,530
Totals	470	678	53,645	116,480	9,789	392	1,022	4,069	123	4,044	348	189	8,360	528	118,406	37,125
13 CENTRAL BRAZIL UNION CONFERENCE
14 Central Sao Paulo Conference	167	140	7,131	34,980	2,169	475	118	2,706	3	2,519	155	941	477	24	36,335	4,966
15 East Sao Paulo Conference	143	125	11,387	37,815	2,282	550	58	1,964	15	2,141	194	665	329	29	39,326	7,937
16 Sao Paulo Conference	152	93	14,258	36,755	1,799	568	98	2,120	17	2,185	177	683	241	19	38,052	9,451
17 Sao Paulo Valley Conference	155	111	15,392	29,780	1,851	446	66	1,605	13	1,561	181	618	524	30	30,847	10,014
18 South Sao Paulo Conference	143	59	22,217	38,103	1,848	478	123	1,939	15	2,041	176	865	159	35	39,230	13,096
19 Southeast Sao Paulo Conference	83	57	9,698	19,160	1,124	274	54	1,000	3	1,020	105	588	100	10	19,792	7,002

STATISTICAL REPORT FOR 2018

Conference or Mission	Churches, Companies, and Church Membership																
	2a		2b	3a	3b	4a	4a2	4b	4c	4d	5a	5b	5c	5d	5e	6	16
	Churches	Companies	Church Attendance Average	Church Membership at Beginning of Year	Members Added					Members Subtracted					Church Membership at End of Year	Sabbath School Attendance Average	
					Baptisms	Former Members' Baptisms	Professions of Faith	Letters Received	Adjustments	Letters Granted	Deaths	Dropped	Missing	Adjustments			
Conference or Mission																	
SOUTH AMERICAN DIVISION (CONT'D)																	
CENTRAL BRAZIL UNION CONFERENCE (CONT'D)																	
20 Southwest Sao Paulo Conference	184	127	20,658	33,944	2,369	587	123	2,123	11	1,988	166	901	190	34	35,878	13,890	
21 West Sao Paulo Conference	180	139	16,077	33,522	1,460	322	35	1,443	3	1,317	243	426	454	18	34,327	12,551	
Totals	1,207	851	116,816	264,059	14,902	3,700	675	14,900	80	14,772	1,397	5,687	2,474	199	273,787	78,905	
22 CHILE UNION MISSION	
23 Central Chile Mission	60	38	3,140	7,006	265	45	67	260	...	207	50	71	200	3	7,112	2,241	
24 Central South Chile Conference	119	56	7,509	19,439	816	72	165	688	1	606	92	56	852	32	19,543	5,313	
25 Metropolitan Chile Conference	97	22	6,735	17,355	636	78	265	596	1	636	91	102	745	19	17,338	4,943	
26 North Chile Conference	79	49	3,430	12,843	866	72	72	306	1	335	35	13	77	10	13,690	2,480	
27 Pacific Chile Mission	95	62	5,425	12,793	577	91	110	387	1	341	83	189	187	9	13,150	4,038	
28 South Austral Chile Conference	151	86	7,637	21,716	1,032	113	104	720	1	652	211	206	628	27	21,962	5,587	
29 South Metropolitan Chile Mission	80	16	4,473	11,329	400	43	58	556	...	554	64	70	345	5	11,348	3,252	
Totals	681	329	38,348	102,481	4,592	514	841	3,513	5	3,331	626	707	3,034	105	104,143	27,853	
30 EAST BRAZIL UNION MISSION	
31 Bahia Conference	230	215	24,209	43,227	2,506	387	63	2,288	13	2,343	202	1,173	772	48	43,946	19,114	
32 Central Bahia Conference	197	333	20,139	36,466	2,737	295	78	2,092	26	1,991	221	1,043	981	139	37,319	17,054	
33 North Bahia Mission	144	309	16,297	28,545	2,573	398	49	1,188	8	1,220	130	1,268	79	38	30,026	14,345	
34 Sergipe Mission	119	173	14,307	26,167	2,923	271	87	1,191	4	1,197	99	1,187	895	24	27,241	12,210	
35 South Bahia Conference	219	280	23,872	39,026	2,484	456	112	2,335	8	2,397	274	866	4,889	95	35,900	22,169	
36 Southwest Bahia Mission	177	264	16,165	33,450	2,614	299	91	1,547	18	1,574	128	1,249	420	124	34,524	14,407	
Totals	1,086	1,574	114,988	206,881	15,837	2,106	480	10,641	77	10,722	1,054	6,786	8,036	468	208,956	99,298	
37 ECUADOR UNION MISSION	
38 North Ecuador Mission	158	178	13,991	30,501	2,196	184	145	1,959	55	1,991	87	1,542	1,959	421	29,040	9,579	
39 South Ecuador Mission	135	219	13,436	28,364	1,731	269	99	1,577	1	1,517	221	1,065	1,336	149	27,753	9,904	
Totals	293	397	27,427	58,865	3,927	453	244	3,536	56	3,508	308	2,607	3,295	570	56,793	19,483	
40 NORTH BRAZIL UNION MISSION	
41 Maranhao Conference	515	488	47,540	79,843	11,308	1,269	204	3,223	8	2,763	259	7,918	549	84	84,282	43,927	
42 North Para Conference	250	187	18,304	33,831	3,372	680	91	1,416	7	1,379	155	1,898	1,018	41	34,906	16,153	
43 Para-Amapa Mission	204	172	14,158	36,805	3,937	545	30	1,549	7	1,705	121	1,928	2,606	28	36,485	12,673	
44 South Maranhao Mission	302	200	21,794	49,368	6,393	672	239	2,636	20	3,373	189	1,525	6,055	107	48,079	20,380	
45 South Para Conference	280	232	22,204	54,218	6,561	932	107	2,724	23	4,911	179	2,121	1,696	78	55,580	19,684	
46 West Para Mission	183	189	12,534	37,840	4,006	321	81	4,155	3	2,224	98	1,795	1,817	73	40,399	10,957	
Totals	1,734	1,468	136,533	291,905	35,577	4,419	752	15,703	68	16,355	1,001	17,185	13,741	411	299,731	123,774	
47 NORTH PERU UNION MISSION	
48 East Central Peru Conference	165	160	15,833	31,811	1,867	188	171	1,524	9	1,262	153	1,192	521	187	32,255	10,998	
49 North Pacific Conference	365	533	34,759	53,718	3,129	925	263	1,845	74	1,857	789	4,208	2,424	280	50,396	26,285	
50 North Peru Mission	362	514	31,113	52,641	3,621	1,007	110	1,393	4	1,562	444	3,135	889	83	52,663	25,580	
51 Northeast Peru Mission	271	356	22,116	37,674	3,147	931	138	1,922	16	1,955	278	4,367	390	111	36,727	17,792	
52 West Central Peru Mission	225	175	15,400	34,047	1,979	347	190	1,264	4	1,187	320	1,370	1,020	48	33,886	11,923	
Totals	1,388	1,738	119,220	209,891	13,743	3,398	872	7,948	107	7,823	1,984	14,272	5,244	709	205,927	92,577	
53 NORTHEAST BRAZIL UNION MISSION	
54 Alagoas Mission	129	174	11,461	26,776	2,403	255	159	1,356	11	1,407	147	625	2,181	33	26,567	9,751	
55 Ceara Conference	223	372	10,709	56,734	4,915	452	308	3,629	11	3,702	103	960	10,366	279	50,639	8,545	
56 Central Pernambuco Conference	204	258	15,534	40,303	2,889	332	80	1,887	30	1,918	143	2,359	3,791	62	37,248	11,792	
57 Northeast Brazil Mission	197	315	12,409	37,909	4,703	490	145	2,251	17	2,229	175	2,295	2,039	65	38,712	10,606	
58 Pernambuco Conference	173	185	6,830	31,570	2,460	293	82	1,488	2	1,580	112	1,294	184	55	32,670	6,683	
59 Piaui Mission	96	186	4,871	20,391	1,731	188	83	1,183	12	1,146	76	1,533	2,344	72	18,417	4,057	
Totals	1,022	1,490	61,812	213,683	19,101	2,010	857	11,794	83	11,982	756	9,066	20,905	566	204,253	51,432	
60 NORTHWEST BRAZIL UNION MISSION	
61 Amazonas-Roraima Conference	392	401	31,720	68,752	6,941	1,444	255	3,683	18	3,716	274	7,523	742	68	68,770	28,852	
62 Central Amazon Conference	211	175	18,314	46,822	4,502	751	73	1,873	13	1,977	149	2,688	640	61	48,519	14,898	
63 South Rondonia Conference	143	87	11,801	19,543	879	243	64	1,264	8	1,341	114	436	529	34	19,547	10,781	
64 West Amazon Conference	221	146	15,746	35,071	2,979	657	63	2,005	7	2,163	117	2,499	994	70	34,939	13,721	
Totals	967	809	77,581	170,188	15,301	3,095	455	8,825	46	9,197	654	13,146	2,905	233	171,775	68,252	
65 PARAGUAY UNION OF CHURCHES MISS	61	93	4,975	12,519	782	92	20	493	8	461	40	269	507	15	12,622	4,875	
66 SOUTH BRAZIL UNION CONFERENCE	
67 Central Parana Conference	142	80	14,425	25,422	1,015	251	109	1,747	9	1,787	190	1,917	1,155	37	23,467	11,525	
68 Central Rio Grande do Sul Conference	123	101	9,610	23,181	830	183	71	6,996	8	11,658	176	965	1,037	26	17,407	7,549	
69 North Parana Conference	141	117	13,897	24,583	1,053	196	64	1,935	7	1,811	235	2,159	1,170	23	22,440	12,008	
70 North Santa Catarina Conference	129	89	11,637	16,970	559	140	46	2,043	9	1,880	100	1,596	349	22	15,820	10,723	
71 Rio Grande do Sul Conference	126	115	9,777	26,932	721	213	24	2,313	3	9,743	186	840	1,002	21	18,414	7,658	
72 Santa Catarina Conference	145	102	12,832	22,002	1,203	330	88	2,028	10	1,824	154	1,803	909	54	20,917	10,725	
73 South Parana Conference	118	100	12,902	20,207	1,060	290	61	1,933	13	1,889	137	1,995	1,029	29	18,485	10,387	
74 West Parana Conference	111	107	9,902	16,241	817	181	42	1,194	6	1,120	136	1,011	1,106	6	15,102	8,613	
75 Western Rio Grande do Sul Mission	142	107	12,225	10,019	944	263	46	19,160	5	7,115	170	1,041	855	21	21,235	9,033	
Totals	1,177	918	107,204	185,557	8,202	2,047	551	39,349	70	38,827	1,484	13,327	8,612	239	173,287	88,219	

GENERAL STATISTICS BY DIVISIONS FOR 2018

Conference or Mission	Churches, Companies, and Church Membership															
	2a	2b	3a	3b	4a	4a2	4b	4c	4d	5a	5b	5c	5d	5e	6	16
	Churches	Companies	Church Attendance Average	Church Membership at Beginning of Year	Members Added					Members Subtracted					Church Membership at End of Year	Sabbath School Attendance Average
Baptisms					Former Members' Baptisms	Professions of Faith	Letters Received	Adjustments	Letters Granted	Deaths	Dropped	Missing	Adjustments			

SOUTH AMERICAN DIVISION (CONT'D)

76 SOUTH PERU UNION MISSION
77 Central Andina Mission	172	219	8,300	19,205	1,626	87	44	644	10	722	86	723	227	42	19,816	6,344
78 Central Peru Conference	97	44	8,633	16,920	1,168	160	23	818	44	739	157	874	1,709	91	15,563	5,272
79 Central South Peru Mission	129	118	7,883	17,826	1,271	268	49	544	9	566	185	1,318	971	25	16,902	5,391
80 East Peru Mission	164	156	11,585	28,781	2,992	310	79	698	9	661	167	4,322	1,796	83	25,840	9,237
81 Lake Titicaca Mission	268	486	18,716	45,796	2,522	277	199	1,106	5	1,099	659	3,799	1,524	292	42,532	13,077
82 South Peru Mission	190	211	17,440	31,305	2,692	369	250	1,013	23	961	227	287	914	55	33,208	12,463
83 Southeast Peru Mission	122	315	12,906	31,460	2,809	140	70	766	10	863	46	333	465	35	33,513	8,641
Totals	1,142	1,549	85,463	191,293	15,080	1,611	714	5,589	110	5,611	1,527	11,656	7,606	623	187,374	60,423
84 SOUTHEAST BRAZIL UNION CONF.
85 Central Minas Conference	173	192	15,660	31,515	1,651	383	93	1,822	10	1,833	177	646	210	35	32,573	11,979
86 East Minas Conference	117	125	10,175	19,578	1,035	145	31	624	8	696	101	165	49	40	20,370	8,797
87 Espirito Santo Conference	189	104	14,543	26,951	1,385	425	50	1,195	8	1,246	145	686	270	24	27,643	12,673
88 North Minas Mission	80	116	8,533	14,455	1,282	194	31	664	...	739	87	489	78	11	15,222	7,403
89 Rio de Janeiro Conference	104	54	9,699	16,761	731	209	19	726	6	747	112	263	82	5	17,243	6,515
90 Rio Fluminense Conference	121	117	11,117	20,665	997	284	26	1,202	10	1,274	185	407	301	21	20,996	8,235
91 South Espirito Santo Conference	211	106	14,922	26,678	2,070	503	429	1,270	7	1,263	127	855	146	32	28,534	12,714
92 South Minas Conference	138	171	12,154	23,471	1,267	280	67	1,217	5	1,148	142	292	49	52	24,624	9,740
93 South Rio Conference	204	109	13,522	27,645	1,220	341	31	1,512	4	1,632	259	573	91	18	28,180	9,989
Totals	1,337	1,094	110,321	207,719	11,638	2,764	777	10,232	58	10,578	1,335	4,376	1,276	238	215,385	88,042
94 URUGUAY UN OF CHURCHES MISSION.	60	50	2,553	7,890	233	50	14	390	1	389	67	324	153	5	7,640	2,229
95 WEST CENTRAL BRAZIL UNION MISS
96 Central Brazil Conference	154	169	15,766	27,364	1,271	297	57	1,451	13	1,388	112	339	705	57	27,852	12,880
97 Central Planalto Conference	164	121	17,072	31,105	1,919	331	70	1,957	3	1,879	98	904	313	52	32,139	13,804
98 Mato Grosso Conference	198	194	15,587	32,564	1,791	427	78	2,350	12	2,201	199	954	639	69	33,160	12,434
99 South Mato Grosso Conference	132	123	12,311	21,713	1,170	254	43	1,500	18	1,464	153	564	192	44	22,281	10,610
100 Tocantins Mission	72	134	6,063	13,387	1,057	119	24	724	2	781	59	534	175	20	13,744	5,337
Totals	720	741	66,799	126,133	7,208	1,428	272	7,982	48	7,713	621	3,295	2,024	242	129,176	55,063
101 ATTACHED FIELD
102 Falkland Islands (Malvinas) Field Station	...	1	3	3	...
103 SOUTH AMERICAN DIVISION.
104 Argentina Union Conference	615	437	33,712	116,391	4,576	645	193	16,026	27	15,915	678	2,018	759	81	118,407	25,872
105 Bolivia Union Mission	470	678	53,645	116,480	9,789	392	1,022	4,069	123	4,044	348	189	8,360	528	118,406	37,125
106 Central Brazil Union Conference	1,207	851	116,816	264,059	14,902	3,700	675	14,900	80	14,772	1,397	5,687	2,474	199	273,787	78,905
107 Chile Union Mission	681	329	38,348	102,481	4,592	514	841	3,513	5	3,331	626	707	3,034	105	104,143	27,853
108 East Brazil Union Mission	1,086	1,574	114,988	206,881	15,837	2,106	480	10,641	77	10,722	1,054	6,786	8,036	468	208,956	99,298
109 Ecuador Union Mission	293	397	27,427	58,865	3,927	453	244	3,536	56	3,508	308	2,607	3,295	570	56,793	19,483
110 North Brazil Union Mission	1,734	1,468	136,533	291,905	35,577	4,419	752	15,703	68	16,355	1,001	17,185	13,741	411	299,731	123,774
111 North Peru Union Mission	1,388	1,738	119,220	209,891	13,743	3,398	872	7,948	107	7,823	1,984	14,272	5,244	709	205,927	92,577
112 Northeast Brazil Union Mission	1,022	1,490	61,812	213,683	19,101	2,010	857	11,794	83	11,982	756	9,066	20,905	566	204,253	51,432
113 Northwest Brazil Union Mission	967	809	77,581	170,188	15,301	3,095	455	8,825	46	9,197	654	13,146	2,905	233	171,775	68,252
114 Paraguay Union of Churches Mission	61	93	4,975	12,519	782	92	20	493	8	461	40	269	507	15	12,622	4,875
115 South Brazil Union Conference	1,177	918	107,204	185,557	8,202	2,047	551	39,349	70	38,827	1,484	13,327	8,612	239	173,287	88,219
116 South Peru Union Mission	1,142	1,549	85,463	191,293	15,080	1,611	714	5,589	110	5,611	1,527	11,656	7,606	623	187,374	60,423
117 Southeast Brazil Union Conference	1,337	1,094	110,321	207,719	11,638	2,764	777	10,232	58	10,578	1,335	4,376	1,276	238	215,385	88,042
118 Uruguay Union of Churches Mission	60	50	2,553	7,890	233	50	14	390	1	389	67	324	153	5	7,640	2,229
119 West Central Brazil Union Mission	720	741	66,799	126,133	7,208	1,428	272	7,982	48	7,713	621	3,295	2,024	242	129,176	55,063
120 Attached Field	...	1	3	3	...
DIVISION TOTALS	13,960	14,217	1,157,393	2,481,935	180,488	28,724	8,742	160,990	967	161,228	13,880	104,910	88,931	5,232	2,487,665	923,419

SOUTH PACIFIC DIVISION

1 AUSTRALIAN UNION CONFERENCE
2 Greater Sydney Conference	66	14	...	9,567	165	...	8	245	...	220	56	5	50	...	9,654	...
3 North New South Wales Conference	66	14	...	11,913	291	...	18	456	...	437	110	19	12,112	...
4 Northern Australian Conference	26	9	...	2,699	49	...	15	51	...	48	20	4	2,742	...
5 South Australian Conference	28	7	...	3,044	39	...	2	82	...	72	39	8	4	...	3,044	...
6 South New South Wales Conference	31	9	...	2,859	62	...	3	95	...	80	16	2	2,921	...
7 South Queensland Conference	83	14	...	12,301	177	...	33	296	...	253	84	13	74	...	12,383	...
8 Tasmanian Conference	11	3	...	1,196	17	...	12	26	...	14	10	6	1,221	...
9 Victorian Conference	82	25	...	11,082	179	...	79	402	...	355	78	26	38	...	11,245	...
10 Western Australian Conference	39	19	...	6,536	99	...	18	169	...	151	50	6	19	...	6,596	...
Totals	432	114	...	61,197	1,078	...	188	1,822	...	1,630	463	89	185	...	61,918	...
11 NEW ZEALAND PACIFIC UNION CONF
12 Cook Islands Mission	15	2	575	1,000	9	...	1	6	7	9	11	977	433
13 French Polynesia Mission	41	19	828	5,259	41	...	10	36	26	34	23	22	13	...	5,280	1,087
14 New Caledonia Mission	6	4	514	1,027	14	6	1,047	409
15 North New Zealand Conference	63	24	1,982	10,858	308	...	45	273	...	292	85	15	80	(1)	11,013	1,037

Conference or Mission	Churches, Companies, and Church Membership															6	16
	2a	2b	3a	3b	4a	4a2	4b	4c	4d	5a	5b	5c	5d	5e			
	Churches	Companies	Church Attendance Average	Church Membership at Beginning of Year	Members Added					Members Subtracted					Church Membership at End of Year		
Baptisms					Former Members' Baptisms	Professions of Faith	Letters Received	Adjustments	Letters Granted	Deaths	Dropped	Missing	Adjustments				

SOUTH PACIFIC DIVISION (CONT'D)

NEW ZEALAND PACIFIC UNION CONF (CONT'D)																	
16 Pitcairn Field Station	1	22	13	35	...
17 South New Zealand Conference	22	...	1,306	2,228	59	3	29	53	...	53	25	20	4	...	2,270	800	
Totals	148	49	5,203	20,394	444	9	85	362	26	379	139	64	106	10	20,622	3,765	
PAPUA NEW GUINEA UNION MISSION																	
19 Bougainville Mission	45	131	4,962	8,040	499	...	124	61	...	15	9	20	516	...	8,164	5,252	
20 Central Papua Conference	127	273	12,351	52,423	6,848	...	6,823	406	...	385	442	314	3,295	...	62,064	12,779	
21 Eastern Highlands Simbu Mission	249	695	122,102	76,712	6,743	...	3,315	1,348	...	258	649	627	4,026	...	82,558	106,520	
22 Madang Manus Mission	60	217	3,941	14,467	399	...	68	25	...	14	96	27	296	...	14,526	3,586	
23 Morobe Mission	76	228	11,545	25,091	824	...	48	4	...	14	29	112	198	...	25,614	11,515	
24 New Britain New Ireland Mission	109	184	2,264	14,524	311	...	151	75	...	28	29	85	800	...	14,119	2,103	
25 Northern and Milne Bay Mission	46	196	5,603	13,980	1,107	...	108	22	27	632	...	14,514	5,014	
26 Sepik Mission	68	178	16,330	13,837	965	...	99	53	...	10	23	46	10	...	14,865	18,855	
27 South West Papua Mission	25	92	6,067	11,183	113	...	272	10	...	5	28	49	107	...	11,389	6,100	
28 Western Highlands Mission	265	1,012	46,916	80,274	6,830	...	248	381	...	107	152	212	1,221	...	86,041	46,571	
Totals	1,070	3,206	232,078	310,531	24,639	...	11,256	2,363	...	836	1,479	1,519	11,101	...	333,854	218,294	
TRANS PACIFIC UNION MISSION																	
29 American Samoa Region	10	8	598	1,687	164	...	6	33	42	8	72	2	96	34	1	1,735	502
30 Fiji Mission	166	95	8,676	26,593	1,117	2	...	5	26	...	186	...	27,495	4,845	
31 Kiribati Mission	14	16	1,625	2,837	62	...	9	9	...	41	...	2,858	1,178	
32 Niue Field Station	1	...	26	18	3	2	23	15	
33 Samoa-Tokelau Mission	36	26	5,815	7,695	691	...	19	3	...	4	18	...	5	...	8,381	5,287	
34 Solomon Islands Mission	199	406	1,154	52,703	2,066	...	60	4	13	...	3	8	29	144	38	54,624	1,200
35 Tonga Mission	16	18	1,681	3,588	145	1	15	3,717	1,595	
36 Tuvalu Region	1	2	111	361	361	87	
37 Vanuatu Mission	90	125	1,210	24,389	1,883	...	21	46	32	2	26,305	1,504	
Totals	534	696	20,935	119,933	6,131	...	88	144	62	8	85	110	127	410	39	125,595	16,234
Note—Statistics for Nauru Attached Church are on the Trans Pacific Union row.																	
SOUTH PACIFIC DIVISION																	
39 Australian Union Conference	432	114	...	61,197	1,078	...	188	1,822	...	1,630	463	89	185	...	61,918	...	
40 New Zealand Pacific Union Conference	148	49	5,203	20,394	444	...	9	85	362	26	379	139	64	106	10	20,622	3,765
41 Papua New Guinea Union Mission	1,070	3,206	232,078	310,531	24,639	...	11,256	2,363	...	836	1,479	1,519	11,101	...	333,854	218,294	
42 Trans Pacific Union Mission	534	696	20,935	119,933	6,131	...	88	144	62	8	85	110	127	410	39	125,595	16,234
DIVISION TOTALS	2,184	4,065	258,216	512,055	32,292	...	97	11,673	4,609	34	2,930	2,191	1,799	11,802	49	541,989	238,292

SOUTHERN AFRICA-INDIAN OCEAN DIVISION

1 BOTSWANA UNION CONFERENCE																	
2 North Botswana Conference	89	56	...	24,637	811	...	1	...	1	...	2	1	28	...	25,419	...	
3 South Botswana Conference	63	21	1,638	20,980	697	...	6	3	212	...	265	31	131	...	21,471	1,544	
Totals	152	77	1,638	45,617	1,508	...	7	3	213	...	267	32	159	...	46,890	1,544	
4 INDIAN OCEAN UNION CONFERENCE																	
5 Central Malagasy Conference	331	281	12,782	64,898	3,153	...	6	94	311	9	20,527	126	127	373	...	47,318	11,814
6 East Malagasy Conference	144	230	5,840	...	1,992	...	9	15	20,284	...	82	19	10	39	815	21,335	5,856
7 Mauritius Conference	35	3	3,349	5,099	167	...	3	3	102	...	104	36	22	13	...	5,199	2,366
8 Mayotte Field Station	1	...	73	105	2	...	3	5	115	57	
9 North Malagasy Conference	206	249	34,472	34,727	4,672	...	5	77	...	59	60	55	140	12	39,155	33,252	
10 North West Malagasy Conference	151	240	13,963	18,504	2,746	7	...	1	6	54	19	1	21,176	13,778	
11 Reunion Conference	17	2	385	1,476	21	...	1	10	...	9	6	2	23	19	1,449	306	
12 Seychelles Mission	8	2	785	1,020	64	...	1	8	...	5	6	3	1,079	681	
13 South East Malagasy Conference	132	142	14,652	27,955	1,569	...	3	6	39	...	8,315	43	260	144	20,810	13,949	
14 South West Malagasy Conference	46	55	3,704	...	644	8,260	529	29	7	41	20	9,336	3,460	
Totals	1,071	1,204	90,003	153,784	15,030	...	22	127	29,103	538	29,131	309	571	771	850	166,972	85,517
15 MALAWI UNION CONFERENCE																	
16 Central Malawi Conference	308	576	49,847	90,987	7,337	35	446	...	1,169	267	871	418	...	96,080	48,576
17 North Malawi Conference	205	460	17,514	90,811	7,019	...	612	86	261	2	222	124	185	48	...	98,212	15,896
18 South Malawi Conference	985	896	166,000	365,085	13,975	...	472	318	997	...	1,282	558	567	58	...	378,382	149,539
Totals	1,498	1,932	233,361	546,883	28,331	...	1,084	439	1,704	2	2,673	949	1,623	524	...	572,674	214,010
19 MOZAMBIQUE UNION MISSION																	
20 Central Mission	109	750	19,789	80,185	8,002	...	52	84	525	378	...	87,252	17,773	
21 North Mission	815	670	123,094	238,918	5,686	268	405	2,809	5,636	...	236,022	143,474	
22 North-East Mission	30	98	5,583	14,657	1,412	...	6	5	...	4	41	74	69	...	15,892	5,049	
23 South Mission	90	125	15,126	29,668	1,781	...	1	65	57	...	36	20	80	34	...	31,402	14,747
Totals	1,044	1,643	163,592	363,428	16,881	...	53	339	62	...	40	550	3,488	6,117	...	370,568	181,043
24 NORTH-EASTERN ANGOLA UNION MISSION																	
25 Angola East Mission	163	324	25,625	51,285	6,335	...	58	118	642	...	662	188	199	199	...	57,190	17,095
26 Angola North Mission	150	173	53,044	161,443	5,632	...	143	65	327	...	97,970	259	249	5	...	69,127	50,445

GENERAL STATISTICS BY DIVISIONS FOR 2018

Conference or Mission	Churches, Companies, and Church Membership															
	2a	2b	3a	3b	4a	4a2	4b	4c	4d	5a	5b	5c	5d	5e	6	16
	Churches	Companies	Church Attendance Average	Church Membership at Beginning of Year	Members Added					Members Subtracted					Church Membership at End of Year	Sabbath School Attendance Average
Baptisms					Former Members' Baptisms	Professions of Faith	Letters Received	Adjustments	Letters Granted	Deaths	Dropped	Missing	Adjustments			

SOUTHERN AFRICA-INDIAN OCEAN DIVISION (CONT'D)

NORTH-EASTERN ANGOLA UNION MISSION (CONT'D)																	
27	Angola North-Eastern Mission	143	365	11,867	...	3,128	33	8	35,666	...	212	107	171	31	...	38,314	17,911
28	Angola South Luanda and Cabinda Mission	144	123	39,786	...	7,866	253	23	62,668	...	164	171	133	1,398	...	68,944	41,449
Totals		600	985	130,322	212,728	22,961	487	214	99,303	...	99,008	725	752	1,633	...	233,575	126,899
NORTHERN ZAMBIA UNION CONFERENCE																	
29	Copperbelt Zambia Conference	565	546	78,961	198,096	12,528	...	58	2,333	...	3,664	367	528	208,456	58,475
31	Luapula Zambia Conference	280	418	47,036	66,303	6,414	...	54	707	...	819	222	219	81	...	72,137	38,092
32	Midlands Zambia Conference	568	570	91,833	187,986	24,574	...	62	2,209	...	2,385	323	1,050	211,073	88,933
33	North Zambia Field	315	360	96,735	82,630	8,891	...	17	1,512	...	1,780	156	316	340	...	90,458	96,771
Totals		1,728	1,894	314,565	535,015	52,407	...	191	6,761	...	8,648	1,068	2,113	421	...	582,124	282,270
SOUTHERN AFRICA UNION CONFERENCE																	
34	Cape Conference	492	147	457	44,139	724	2	3	28	...	20	22	2	44,852	330
36	KwaZulu Natal-Free State Conference	186	78	1,194	19,210	241	...	13	58	...	45	18	4	1	...	19,454	989
37	Lesotho Conference	46	22	2,298	9,683	439	1	11	10	10,102	1,412
38	North Namibia Conference	94	38	5,767	15,877	637	...	35	48	36	38	16,523	5,419
39	Northern Conference	119	14	4,094	20,507	569	...	16	164	...	98	99	28	...	29	21,002	3,152
40	South Namibia Conference	27	2	1,536	5,923	202	1	13	44	...	62	6	10	6	...	6,099	1,419
41	Swaziland Conference	26	41	1,571	8,792	294	...	1	4	...	3	16	9,072	1,350
42	Trans-Orange Conference	333	116	12,593	53,525	4,671	...	170	213	...	219	71	301	1,001	...	56,987	11,933
Totals		1,323	458	29,508	177,656	7,777	3	251	560	...	447	279	383	1,008	39	184,091	26,003
SOUTHERN ZAMBIA UNION CONFERENCE																	
44	East Zambia Field	129	195	4,014	33,803	2,523	31	...	444	...	687	61	248	35,805	3,745
45	Lusaka Conference	351	311	69,913	170,053	17,469	262	53	9,144	...	7,765	346	1,604	4,687	...	182,579	62,066
46	South Zambia Conference	639	1,233	182,504	360,397	28,619	3,062	888	8,448	...	10,046	710	1,177	389,481	135,812
47	West Zambia Field	136	509	17,096	91,797	5,182	5	16	388	...	530	95	322	96,441	18,076
Totals		1,255	2,248	273,525	656,050	53,793	3,360	957	18,424	...	19,028	1,212	3,351	4,687	...	704,306	219,698
SOUTH-WESTERN ANGOLA UNION MISSION																	
48	Central Association Mission	660	1,045	55,294	161,560	11,594	295	78	685	...	1,370	563	1,344	170,935	54,873
50	South Association Mission	231	319	33,434	92,621	4,857	165	...	15	...	187	373	671	150	...	96,277	32,639
Totals		891	1,364	88,728	254,181	16,451	460	78	700	...	1,557	936	2,015	150	...	267,212	87,512
ZIMBABWE CENTRAL UNION CONFERENCE																	
51	Central Zimbabwe Conference	466	448	12,286	150,966	7,685	...	2	1,043	...	1,241	140	419	2,341	...	155,555	12,114
53	North-West Zimbabwe Conference	571	146	63,928	148,516	8,652	2	7	690	...	835	284	775	860	...	155,113	58,726
Totals		1,037	594	76,214	299,482	16,337	2	9	1,733	...	2,076	424	1,194	3,201	...	310,668	70,840
ZIMBABWE EAST UNION CONFERENCE																	
54	East Zimbabwe Conference	499	603	28,427	187,355	6,607	...	75	1,041	...	1,688	148	171	801	...	192,270	21,219
56	North Zimbabwe Conference	413	543	1,722	157,152	6,854	...	118	1,757	...	2,098	142	172	906	...	162,563	1,184
Totals		912	1,146	30,149	344,507	13,461	...	193	2,798	...	3,786	290	343	1,707	...	354,833	22,402
ZIMBABWE WEST UNION CONFERENCE																	
57	South Zimbabwe Conference	197	341	19,100	108,050	4,482	...	1	327	85	659	128	94	18	105	111,941	15,855
59	West Zimbabwe Conference	229	393	22,250	170,067	6,457	538	...	595	122	101	26	...	176,218	20,853
Totals		426	734	41,350	278,117	10,939	...	1	865	85	1,254	250	195	44	105	288,159	36,708
ATTACHED FIELD																	
61	Sao Tome and Principe Mission	21	77	5,064	6,400	838	27	6	...	403	...	23	123	496	338	6,694	3,495
SOUTHERN AFRICA-INDIAN OCEAN DIVISION TOTALS																	
DIVISION TOTALS		11,958	14,356	1,478,016	3,873,848	256,714	5,505	2,808	162,226	1,028	167,915	7,047	16,310	20,759	1,332	4,088,766	1,357,939

SOUTHERN ASIA DIVISION

EAST-CENTRAL INDIA UNION SECTION																	
2	Adilabad Region	36	65	6,473	11,043	17	11,060	6,137
3	East Telangana Section	165	118	14,645	66,957	465	148	80	90	20	67,084	13,445
4	Guntur Region	232	42	39,220	76,673	595	57	118	151	...	76,942	40,104

STATISTICAL REPORT FOR 2018

Conference or Mission	Churches, Companies, and Church Membership															
1	2a	2b	3a	3b	4a	4a2	4b	4c	4d	5a	5b	5c	5d	5e	6	16
Conference or Mission	Churches	Companies	Church Attendance Average	Church Membership at Beginning of Year	Members Added					Members Subtracted					Church Membership at End of Year	Sabbath School Attendance Average
					Baptisms	Former Members' Baptisms	Professions of Faith	Letters Received	Adjustments	Letters Granted	Deaths	Dropped	Missing	Adjustments		
SOUTHERN ASIA DIVISION (CONT'D)																
EAST-CENTRAL INDIA UNION SECTION (CONT'D)																
5 Hyderabad Metro Section	13	54	4,224	7,346	18	4	300	250	3	6,807	4,074
6 North Andhra Section	357	221	72,101	164,917	1,586	87	114	11	2	166,289	66,306
7 North Orissa Region	23	56	4,072	6,505	89	16	6,578	3,853
8 North Rayalaseema Section	229	24	11,087	69,250	1,429	51	213	174	...	70,241	8,528
9 Northeast Andhra Section	137	115	23,411	49,405	323	65	...	174	...	49,489	23,806
10 Orissa Section	181	248	24,292	45,725	81	15	130	21	2	45,638	19,581
11 South Andhra Section	374	125	111,277	134,515	308	113	134,710	93,198
12 South Rayalaseema Section	227	40	22,084	78,141	236	168	530	335	...	77,344	21,004
13 Southeast Andhra Section	374	241	46,932	148,989	538	85	1,425	1,128	...	146,889	43,981
14 Vishaka Metro Region	15	37	3,249	8,793	10	19	12	17	8	8,747	2,480
15 West Telangana Section	232	42	42,983	119,986	96	23	32	2	...	120,025	43,408
Totals	2,595	1,428	426,045	988,245	5,791	851	2,954	2,353	35	987,843	389,903
16 NORTHEAST INDIA UNION SECTION																
17 Arunachal Pradesh Region	1	14	265	346	65	411	264
18 Assam Region	18	55	3,352	5,433	287	1	12	7	...	28	5,674	3,351
19 Garo Section	43	73	11,689	11,586	576	16	12,146	12,365
20 Khasi Jaintia Conference	28	61	4,720	5,084	293	4	...	18	46	5,317	4,812
21 Manipur Conference	46	83	5,665	7,471	223	27	2	7,665	4,990
22 Mizo Conference	81	49	6,884	21,411	985	4	56	6	46	106	66	108	22,124	7,233
23 Nagaland Region	3	5	525	751	83	6	1	827	507
Totals	220	340	33,098	52,082	2,512	5	60	12	120	161	66	136	54,164	33,520
24 NORTHERN INDIA UNION SECTION																
25 Bihar Region	3	134	2,381	4,589	105	4,694	3,120
26 Chhattisgarh Region	10	59	2,216	4,907	78	4,985	2,277
27 Delhi Metro Region	7	33	2,747	3,672	131	17	3,786	2,747
28 Eastern Jharkhand Section	17	64	5,807	5,141	139	8	5,272	5,993
29 Eastern Uttar Pradesh Section	32	193	8,394	46,159	372	46,531	14,576
30 Haryana Region	17	100	4,000	8,550	113	2	3	8,658	5,025
31 Himachal Pradesh Region	7	63	4,337	4,930	31	...	3	1	9	2	7	...	4,947	4,337
32 Madhya Pradesh Region	4	17	184	...	10	732	742	187
33 North Bengal Section	51	35	11,363	11,529	277	24	11,782	11,461
34 North India Section	55	46	15,562	14,188	506	6	14,688	15,870
35 Rajasthan Section	50	85	3,434	8,525	140	732	732	...	7,201	3,264
36 South Bengal Section	107	181	11,291	21,785	205	2	...	70	...	21,918	10,256
37 Upper Ganges Section	36	131	17,054	17,426	691	20	...	21	...	18,076	17,003
38 Uttarakhand Region	9	9	415	...	13	389	402	388
39 Western Jharkhand Section	56	97	11,875	9,447	181	16	9,612	12,048
40 Western Uttar Pradesh Region	7	211	16,513	20,578	78	389	5	11	21	...	20,230	16,484
Totals	468	1,458	117,569	181,426	3,070	...	3	1,122	...	1,121	109	16	119	732	183,524	125,032
41 SOUTH-CENTRAL INDIA UN SECTION																
42 Bangalore Metro Conference	52	41	8,124	15,873	205	11	16,067	7,469
43 Goa-West Karnataka Section	58	26	14,039	22,756	328	17	23,067	15,271
44 Kolar-Chinthamani Region	24	49	6,601	12,103	132	7	12,228	7,595
45 North Karnataka Section	84	9	10,002	20,780	225	37	20,968	11,567
46 Raichur-Bellary Region	13	17	1,800	1,899	155	2,054	1,828
47 South Karnataka Section	24	18	3,702	4,228	33	9	4,252	3,816
Totals	255	160	44,266	77,639	1,078	81	78,636	47,544
48 SOUTHEAST INDIA UNION SECTION																
49 Chennai Metro Section	36	70	13,564	17,422	1,608	28	65	1,006	...	17,931	9,475
50 Coimbatore Tirupur Region	21	17	3,400	4,696	415	10	62	...	5,039	3,720
51 Dharmapuri Region	22	24	782	4,653	252	5	127	4,773	815
52 Erode Nilgiris Section	51	62	4,899	8,802	507	...	6	5	35	215	...	9,060	4,036
53 Kanchipuram-Chengalpattu Section	10	19	896	2,520	143	5	4	17	...	2,637	825
54 North Tamil Conference	84	302	21,694	27,980	332	10	...	485	...	27,817	21,742
55 Pudukottai-Thirumayam Region	4	15	856	1,248	54	40	...	1,262	856
56 Sivagangai Ramanathapuram Section	16	80	913	6,614	224	23	...	6,815	916
57 South Tamil Conference	132	108	25,799	39,263	1,120	9	26	65	619	...	39,664	26,173
58 Thanjavur-Karaikal Section	45	30	1,708	6,622	437	5	64	165	...	6,825	1,757
59 Theni-Periyakulam Region	8	26	744	3,682	72	5	...	3,749	733
60 Vellore Region	24	31	2,203	5,413	495	18	40	100	...	5,750	2,240
61 Villupuram-Tindivanam Region	6	30	885	3,817	330	10	169	...	3,968	875
Totals	459	814	78,339	132,732	5,989	...	6	9	97	298	3,033	...	135,290	74,161
62 SOUTHWEST INDIA UNION SECTION																
63 Alappuzha-Pathanamthitta Section	26	4	1,048	1,922	32	11	1,943	1,058
64 Idukki Section	26	29	903	4,841	48	...	7	1	4,895	911
65 Malabar Region	7	16	458	1,488	23	...	1	1,512	459
66 North Kerala Section	46	26	2,450	7,986	57	17	8,026	2,371
67 South Kerala Section	134	15	4,093	21,194	81	50	21,225	4,671
Totals	239	90	8,952	37,431	241	...	8	79	37,601	9,469

GENERAL STATISTICS BY DIVISIONS FOR 2018

Conference or Mission		Churches, Companies, and Church Membership															
1		2a	2b	3a	3b	4a	4a2	4b	4c	4d	5a	5b	5c	5d	5e	6	16
Conference or Mission		Churches	Companies	Church Attendance Average	Church Membership at Beginning of Year	Members Added					Members Subtracted					Church Membership at End of Year	Sabbath School Attendance Average
						Baptisms	Former Members' Baptisms	Professions of Faith	Letters Received	Adjustments	Letters Granted	Deaths	Dropped	Missing	Adjustments		
SOUTHERN ASIA DIVISION (CONT'D)																	
68	WESTERN INDIA UNION SECTION
69	Central Maharashtra Conference	36	31	15,680	20,600	441	33	21,008	13,633
70	Gujarat Conference	42	60	21,721	24,060	333	6	24,387	19,368
71	Mumbai Metro Section	20	86	6,001	10,317	177	2	10,492	7,980
72	North Maharashtra Section	93	75	23,994	40,304	709	3	41,010	19,399
73	Saurashtra Region	4	60	1,832	3,580	24	3,604	2,440
74	South Gujarat Region	4	28	1,676	2,980	76	3,056	1,699
75	South Maharashtra Section	37	52	7,648	9,757	70	12	9,815	7,229
76	Vidarbha Region (Nagpur)	21	91	6,868	12,425	173	12,598	8,622
Totals		257	483	85,418	124,023	2,003	56	125,970	80,367
ATTACHED FIELDS																	
77	Andaman and Nicobar Island Region	1	4	51	299	13	312	51
79	East Himalayan Field	14	24	483	747	44	2	789	486
80	Himalayan Section	26	82	4,312	9,328	57	9,385	4,313
Totals		41	110	4,846	10,374	114	2	10,486	4,850
81	SOUTHERN ASIA DIVISION
82	East-Central India Union Section	2,595	1,428	426,045	988,245	5,791	851	2,954	2,353	35	987,843	389,903
83	Northeast India Union Section	220	340	33,098	52,082	2,512	5	60	12	120	161	66	136	54,164	33,520
84	Northern India Union Section	468	1,458	117,569	181,426	3,070	...	3	1,122	...	1,121	109	16	119	732	183,524	125,032
85	South-Central India Union Section	255	160	44,266	77,639	1,078	81	78,636	47,544
86	Southeast India Union Section	459	814	78,339	132,732	5,989	...	6	9	97	298	3,033	...	135,290	74,161
87	Southwest India Union Section	239	90	8,952	37,431	241	...	8	79	37,601	9,469
88	Western India Union Section	257	483	85,418	124,023	2,003	56	125,970	80,367
89	Attached Fields	41	110	4,846	10,374	114	2	10,486	4,850
DIVISION TOTALS		4,534	4,883	798,532	1,603,952	20,798	...	17	1,127	60	1,142	1,395	3,429	5,571	903	1,613,514	764,844
SOUTHERN ASIA-PACIFIC DIVISION																	
BANGLADESH UNION MISSION																	
1	BANGLADESH UNION MISSION
2	East Bangladesh Mission	26	72	4,662	4,705	338	9	5,034	4,697
3	North Bangladesh Mission	33	67	4,913	7,956	256	2	8,210	4,724
4	South Bangladesh Mission	35	50	4,348	9,492	520	7	10,005	4,563
5	West Bangladesh Mission	29	94	7,693	8,896	398	10	9,284	8,832
Totals		123	283	21,615	31,049	1,512	28	32,533	22,815
CENTRAL PHILIPPINE UNION CONF.																	
7	Central Visayan Conference	284	105	13,710	41,223	3,795	4	71	21	...	24	75	36	109	...	44,870	11,946
8	East Visayan Conference	183	154	15,196	29,588	1,974	10	...	19	87	5	40	...	31,421	13,675
9	Negros Occidental Conference	293	104	16,752	47,481	11,385	1	6	6	...	4,636	4,079	3,744	6,554	...	39,866	14,382
10	Negros Oriental-Siquijor Mission	140	55	9,348	17,209	960	...	3	19	...	8	53	1	18,129	7,623
11	Romblon Adventist Mission	71	14	3,231	8,274	350	8	14	25	...	75	82	414	74	...	8,026	2,966
12	West Visayan Conference	310	104	27,309	44,320	1,093	3	37	45,379	24,794
Totals		1,281	536	85,545	188,095	19,557	13	94	84	...	4,762	4,413	4,200	6,777	...	187,691	75,383
EAST INDONESIA UNION CONFERENCE																	
13	EAST INDONESIA UNION CONFERENCE
14	Bolaang Mongondow & Gorontalo Mission	63	14	3,572	6,768	206	7	15	19	42	...	6,905	3,627
15	Central Sulawesi Mission	60	38	4,214	9,685	245	9,930	4,260
16	Luwu Tana Toraja Mission	32	20	2,810	3,053	76	7	1	9	3,126	2,707
17	Maluku Mission	48	23	5,511	6,781	116	1	19	6,879	4,078
18	Manado and North Maluku Conference	123	16	14,067	16,857	651	20	17,488	7,204
19	Minahasa Conference	222	18	14,174	28,152	739	64	18	10	16	34	82	13	36	10	28,824	13,200
20	North Minahasa Bitung Mission	121	4	9,644	13,257	439	53	30	29	8	...	13,682	8,775
21	Northern Island Mission	60	21	2,049	4,129	123	2	4,254	1,704
22	Papua Mission	125	24	8,589	18,384	1,166	30	40	19,540	7,201
23	South Sulawesi Conference	29	38	1,477	2,664	113	...	1	7	...	2	4	2,779	1,123
24	West Papua Mission	43	19	3,567	11,101	260	6	149	...	5	20	11,193	3,875
Totals		926	235	69,672	120,831	4,134	170	19	17	16	37	368	61	91	30	124,600	57,752
MYANMAR UNION MISSION																	
26	Ayeyarwady Mission	62	24	3,256	7,793	329	...	42	55	1	86	98	189	206	38	7,603	3,267
27	Central Myanmar Mission	32	20	2,898	4,809	232	75	...	86	12	...	22	...	4,996	3,146
28	South East Mission	28	17	2,196	5,099	245	8	...	6	32	42	16	23	5,233	2,263
29	Upper Myanmar Mission	76	31	5,226	8,985	858	1	31	98	13	116	21	75	84	12	9,678	5,444
30	Yangon Adventist Mission	38	14	4,758	5,481	265	...	98	39	...	25	18	19	2	...	5,819	4,656
Totals		236	106	18,333	32,167	1,929	1	171	275	14	319	181	325	330	73	33,329	18,774
NORTH PHILIPPINE UNION CONF.																	
32	Central Luzon Conference	411	115	105,375	170,976	17,032	...	200	210	...	183	90	119	175	4,422	183,429	98,100
33	Mountain Provinces Mission	109	50	2,324	23,933	712	1	2	10	...	2	...	24,632	1,711
34	Northeast Luzon Mission	172	28	5,499	24,142	3,927	28,069	5,426
35	Northern Luzon Mission	169	41	14,183	28,208	2,544	3	14	32	30,709	14,811
36	Palawan Adventist Mission	117	39	8,384	28,532	2,110	14	30,628	8,570

STATISTICAL REPORT FOR 2018

Conference or Mission	Churches, Companies, and Church Membership															
1	2a	2b	3a	3b	4a	4a2	4b	4c	4d	5a	5b	5c	5d	5e	6	16
Conference or Mission	Churches	Companies	Church Attendance Average	Church Membership at Beginning of Year	Members Added					Members Subtracted					Church Membership at End of Year	Sabbath School Attendance Average
					Baptisms	Former Members' Baptisms	Professions of Faith	Letters Received	Adjustments	Letters Granted	Deaths	Dropped	Missing	Adjustments		

SOUTHERN ASIA-PACIFIC DIVISION (CONT'D)

NORTH PHILIPPINE UNION CONF (CONT'D)																
37 South-Central Luzon Conference	330	119	3,550	59,067	6,632	10	20	53	...	213	63	74	55	...	65,377	2,922
38 Southern Luzon Mission	187	35	15,416	29,576	3,730	93	31	10	...	10	38	...	244	...	33,148	15,589
Totals	1,495	427	154,731	364,434	36,687	107	251	273	...	422	247	193	476	4,422	395,992	147,128
39 PAKISTAN UNION SECTION																
40 Northern Section	79	42	3,183	7,400	633	8,033	1,915
41 Southern Section	32	9	2,750	5,233	252	5	5,480	1,835
Totals	111	51	5,933	12,633	885	5	13,513	3,750
42 SOUTH PHILIPPINE UNION CONF																
43 Davao Mission	336	271	36,398	95,745	12,063	...	56	6	...	22	136	191	177	...	107,344	29,235
44 North Central Mindanao Conference	507	162	30,808	89,992	7,144	...	105	95	...	326	107	2,217	8,780	...	85,906	30,437
45 Northeastern Mindanao Mission	261	278	70,998	90,676	10,487	...	8	16	...	167	127	921	927	...	99,045	68,798
46 Southern Mindanao Mission	405	235	88,315	140,482	11,486	185	48	25	...	25	54	38	30	...	152,079	81,757
47 Western Mindanao Conference	325	147	38,154	73,504	6,580	...	23	2	...	8	77	12	23	...	79,989	38,255
48 Zamboanga Peninsula Mission	235	54	29,499	41,362	5,262	186	23	20	...	34	64	129	234	...	46,392	27,161
Totals	2,069	1,147	294,172	531,761	53,022	371	263	164	...	582	565	3,508	10,171	...	570,755	275,642
49 SOUTHEAST ASIA UNION MISSION																
50 Cambodia Adventist Mission	6	33	3,551	3,166	234	1	...	1	8	3,392	3,727
51 Laos Region	4	10	946	1,443	88	...	49	2	149	1,429	865
52 Peninsular Malaysia Mission	28	12	3,120	5,866	135	...	12	86	...	81	17	6,001	2,330
53 Sabah Mission	148	82	17,317	31,872	1,193	...	20	40	...	37	104	64	123	...	32,797	16,974
54 Sarawak Mission	98	59	6,846	19,557	511	3	23	20,042	7,101
55 Singapore Conference	8	...	1,354	3,080	44	...	6	23	...	23	10	3,120	638
56 Thailand Mission	54	75	10,416	13,813	468	...	44	357	...	18	34	11	211	...	14,408	9,045
57 Vietnam Mission	16	191	4,210	12,913	462	...	11	8	...	8	28	30	13,328	3,938
Totals	362	462	47,759	91,710	3,135	...	142	515	...	171	226	254	334	...	94,517	44,617
58 WEST INDONESIA UNION MISSION																
59 Central Java Mission	37	26	3,655	4,716	198	...	5	32	...	42	26	2	5	...	4,876	2,850
60 Central Sumatra Mission	106	43	4,024	7,662	432	...	2	2	...	2	35	9	...	5	8,047	3,735
61 East Java Conference	72	29	4,291	7,393	445	...	10	30	2	27	61	32	20	3	7,737	3,306
62 East Kalimantan Mission	54	24	3,489	5,121	234	2	5	19	...	56	13	23	111	...	5,178	3,044
63 Jakarta Conference	175	45	28,637	32,008	1,025	15	10	129	...	62	48	3	2,395	...	30,679	26,929
64 North Sumatra Mission	196	36	6,479	15,954	872	6	...	3	...	91	54	...	39	...	16,651	7,173
65 Nusa Tenggara Mission	87	26	5,715	8,796	347	9	21	9,131	5,358
66 South Sumatra Mission	72	36	2,682	7,892	157	32	...	23	24	16	8,018	2,369
67 West Java Conference	44	8	8,431	10,378	358	30	33	201	10,532	12,475
68 West Kalimantan Region	19	65	1,383	5,814	221	12	6,023	1,147
Totals	862	338	68,785	105,734	4,289	32	32	277	2	303	327	286	2,570	8	106,872	68,385
69 ATTACHED FIELDS																
70 Sri Lanka Mission of SDA	37	21	1,191	3,148	142	...	1	1	8	3,282	1,127
71 Timor-Leste Mission	1	2	263	581	28	4	613	250
Totals	38	23	1,453	3,729	170	4	1	1	8	3,895	1,376
72 SOUTHERN ASIA-PACIFIC DIVISION																
73 Bangladesh Union Mission	123	283	21,615	31,049	1,512	28	32,533	22,815
74 Central Philippine Union Conference	1,281	536	85,545	188,095	19,557	13	94	84	...	4,762	4,413	4,200	6,777	...	187,691	75,383
75 East Indonesia Union Conference	926	235	69,672	120,831	4,134	170	19	17	16	37	368	61	91	30	124,600	57,752
76 Myanmar Union Mission	236	106	18,333	32,167	1,929	1	171	275	14	319	181	325	330	73	33,329	18,774
77 North Philippine Union Conference	1,495	427	154,731	364,434	36,687	107	251	273	...	422	247	193	476	4,422	395,992	147,128
78 Pakistan Union Section	111	51	5,933	12,633	885	5	13,513	3,750
79 South Philippine Union Conference	2,069	1,147	294,172	531,761	53,022	371	263	164	...	582	565	3,508	10,171	...	570,755	275,642
80 Southeast Asia Union Mission	362	462	47,759	91,710	3,135	...	142	515	...	171	226	254	334	...	94,517	44,617
81 West Indonesia Union Mission	862	338	68,785	105,734	4,289	32	32	277	2	303	327	286	2,570	8	106,872	68,385
82 Attached Fields	38	23	1,453	3,729	170	4	1	1	8	3,895	1,376
DIVISION TOTALS	7,503	3,608	767,996	1,482,143	125,320	698	973	1,605	32	6,597	6,368	8,827	20,749	4,533	1,563,697	715,621

TRANS-EUROPEAN DIVISION

1 ADRIATIC UNION CONFERENCE																
2 Albanian Mission of SDA	5	2	94	456	10	4	1	461	85
3 Croatian Conference	68	...	1,448	2,669	25	...	2	26	10	28	48	9	4	24	2,619	1,330
4 Slovenian Conference	15	2	423	562	5	3	2	3	3	1	565	423
Totals	88	4	1,965	3,687	40	...	2	29	12	35	52	10	4	24	3,645	1,838
5 BALTIC UNION CONFERENCE																
6 Estonian Conference	19	1	701	1,449	12	35	3	37	36	38	1	3	1,384	591
7 Latvian Conference	52	2	1,713	3,875	41	...	6	55	1	57	50	49	...	5	3,817	1,627
8 Lithuanian Conference	18	4	366	740	14	...	1	13	1	7	4	6	2	1	749	341
Totals	89	7	2,780	6,064	67	...	7	103	5	101	90	93	3	9	5,950	2,559

GENERAL STATISTICS BY DIVISIONS FOR 2018

Conference or Mission	Churches, Companies, and Church Membership															6	16
	2a	2b	3a	3b	4a	4a2	4b	4c	4d	5a	5b	5c	5d	5e			
1	Churches	Companies	Church Attendance Average	Church Membership at Beginning of Year	Members Added					Members Subtracted					Church Membership at End of Year	Sabbath School Attendance Average	
Conference or Mission					Baptisms	Former Members' Baptisms	Professions of Faith	Letters Received	Adjustments	Letters Granted	Deaths	Dropped	Missing	Adjustments			

TRANS-EUROPEAN DIVISION (CONT'D)

9 BRITISH UNION CONFERENCE
10 Irish Mission	12	9	510	870	39	...	10	21	7	12	5	1	929	375
11 North England Conference	100	34	1,481	10,843	209	8	12	186	79	155	61	9	82	11,030	1,003
12 Scottish Mission	10	4	189	664	1	...	3	21	4	6	3	7	677	144
13 South England Conference	161	60	3,458	24,897	408	3	138	200	639	234	142	28	586	25,295	2,030
14 Welsh Mission	13	6	321	643	8	...	2	32	2	10	6	1	7	663	245
Totals	296	113	5,959	37,917	665	11	165	460	731	417	217	38	683	38,594	3,797
15 DANISH UNION OF CHURCHES CONF	38	1	...	2,445	26	1	3	20	...	11	32	7	2,445	...
16 FINLAND UNION OF CHURCHES CONF	60	9	1,487	4,728	41	...	13	15	1	3	81	57	4,657	1,437
17 HUNGARIAN UNION CONFERENCE
18 Duna Conference	56	11	2,346	3,036	43	...	5	78	...	68	51	17	6	3,020	1,393
19 Tisza Conference	57	16	371	2,222	36	...	9	31	...	40	55	7	18	2,178	388
Totals	113	27	2,717	5,258	79	...	14	109	...	108	106	24	24	5,198	1,781
20 NETHERLANDS UN OF CHURCHES CONF	58	16	...	6,002	75	5	3	32	34	46	42	19	3	32	...	6,009	...
21 NORWEGIAN UNION CONFERENCE
22 East Norway Conference	35	...	1,028	2,896	29	...	3	68	...	59	36	19	2,882	749
23 North Norway Conference	14	...	108	483	3	7	...	6	5	3	479	102
24 West Norway Conference	13	2	296	1,156	14	...	5	22	...	12	8	2	1,175	203
Totals	62	2	1,432	4,535	46	...	8	97	...	77	49	24	4,536	1,054
25 POLISH UNION CONFERENCE
26 East Polish Conference	34	8	1,374	1,912	56	...	1	113	1	78	17	8	19	1,961	1,311
27 South Polish Conference	50	4	486	2,152	29	...	1	22	...	23	17	18	5	2,141	566
28 West Polish Conference	32	14	1,168	1,732	52	...	6	42	...	27	25	25	19	2	...	1,734	1,058
Totals	116	26	3,027	5,796	137	...	8	177	1	128	59	51	43	2	...	5,836	2,935
29 SOUTH-EAST EUROPEAN UNION CONF
30 Bosnia and Herzegovina Conference	23	...	316	599	14	3	...	3	1	11	601	309
31 Macedonian Mission	15	6	308	519	27	3	1	5	...	4	2	3	546	289
32 North Conference	88	...	2,376	3,401	42	...	3	34	...	43	78	3	64	3,292	2,291
33 South Conference	84	...	1,305	2,836	58	1	5	20	...	20	55	17	1	2,827	1,019
Totals	210	6	4,304	7,355	141	4	9	62	...	70	136	34	65	7,266	3,908
34 SWEDISH UNION OF CHURCHES CONF	32	4	950	2,914	36	...	29	27	...	7	49	22	2,928	739
35 ATTACHED FIELDS
36 Cyprus Section	2	1	30	94	3	1	...	5	103	30
37 Greek Mission	10	4	282	460	20	...	1	19	...	23	1	...	9	467	203
38 Iceland Conference	6	1	100	470	3	3	7	1	...	3	...	465	88
Totals	18	6	411	1,024	26	1	1	27	...	23	8	1	9	3	...	1,035	321
39 TRANS-EUROPEAN DIVISION
40 Adriatic Union Conference	88	4	1,965	3,687	40	...	2	29	12	35	52	10	4	24	...	3,645	1,838
41 Baltic Union Conference	89	7	2,780	6,064	67	...	7	103	5	101	90	93	3	9	...	5,950	2,559
42 British Union Conference	296	113	5,959	37,917	665	11	165	460	731	417	217	38	683	38,594	3,797
43 Danish Union of Churches Conference	38	1	...	2,445	26	1	3	20	...	11	32	7	2,445	...
44 Finland Union of Churches Conference	60	9	1,487	4,728	41	...	13	15	1	3	81	57	4,657	1,437
45 Hungarian Union Conference	113	27	2,717	5,258	79	...	14	109	...	108	106	24	24	5,198	1,781
46 Netherlands Union of Churches Conference	58	16	...	6,002	75	5	3	32	34	46	42	19	3	32	...	6,009	...
47 Norwegian Union Conference	62	2	1,432	4,535	46	...	8	97	...	77	49	24	4,536	1,054
48 Polish Union Conference	116	26	3,027	5,796	137	...	8	177	1	128	59	51	43	2	...	5,836	2,935
49 South-East European Union Conference	210	6	4,304	7,355	141	4	9	62	...	70	136	34	65	7,266	3,908
50 Swedish Union of Churches Conference	32	4	950	2,914	36	...	29	27	...	7	49	22	2,928	739
51 Attached Fields	18	6	411	1,024	26	1	1	27	...	23	8	1	9	3	...	1,035	321
DIVISION TOTALS	1,180	221	25,029	87,725	1,379	22	262	1,158	784	1,026	921	380	151	753	...	88,099	20,366

WEST-CENTRAL AFRICA DIVISION

1 CAMEROON UNION MISSION
2 Central-South Cameroon Conference	345	218	25,815	33,878	3,490	...	58	72	...	43	160	725	1,071	35,499	27,761
3 East Cameroon Mission	220	207	18,236	22,515	2,662	...	58	32	...	35	107	194	896	24,035	17,047
4 North Cameroon Conference	324	128	36,233	42,180	4,196	...	51	656	...	57	52	184	599	46,191	35,269
5 West Cameroon Mission	66	28	6,443	6,377	429	...	25	39	...	40	20	40	2	6,768	6,387
Totals	955	581	86,726	104,950	10,777	...	192	799	...	175	339	1,143	2,568	112,493	86,464
6 CENTRAL AFRICAN UNION MISSION
7 Central African Republic Mission	51	45	...	5,896	116	...	3	...	27	...	3	6,039	...
8 Chad Mission	42	22	...	2,864	314	...	1	7	3,172	...
9 Congo Region	16	4	139	882	113	2	6	13	80	17	1	7	16	1,055	115

STATISTICAL REPORT FOR 2018

Conference or Mission	Churches, Companies, and Church Membership															
1	2a	2b	3a	3b	4a	4a2	4b	4c	4d	5a	5b	5c	5d	5e	6	16
Conference or Mission	Churches	Companies	Church Attendance Average	Church Membership at Beginning of Year	Members Added					Members Subtracted					Church Membership at End of Year	Sabbath School Attendance Average
					Baptisms	Former Members' Baptisms	Professions of Faith	Letters Received	Adjustments	Letters Granted	Deaths	Dropped	Missing	Adjustments		

WEST-CENTRAL AFRICA DIVISION (CONT'D)

CENTRAL AFRICAN UNION MISSION (CONT'D)																	
10	Equatorial Guinea Mission	9	15	...	1,496	127	...	30	10	11	21	12	15	2	1	1,623	...
11	Gabon Mission	19	10	453	2,044	326	3	7	3	45	1	...	5	26	...	2,396	172
	Totals	137	96	592	13,182	996	5	47	26	163	39	23	27	44	1	14,285	287
EASTERN NIGERIA UNION CONF																	
12	Aba East Conference	95	31	30,649	25,736	3,887	...	5	183	...	215	149	...	11	...	29,436	30,413
14	Aba North Conference	84	37	26,104	23,125	1,099	1	4	24	...	29	86	2	44	...	24,092	26,167
15	Aba South Conference	91	51	31,322	22,480	2,545	11	36	178	...	176	112	55	263	...	24,644	31,022
16	Abia North-Central Conference	41	63	12,244	9,209	1,051	...	1	33	...	112	79	26	6	8	10,063	11,975
17	Akwia Ibom Conference	14	53	5,992	4,193	475	...	4	11	...	7	16	4	4,656	5,911
18	Anambra Mission	16	26	2,894	1,825	334	74	...	45	10	2,178	3,018
19	Bayelsa Mission	9	24	2,074	1,526	230	9	...	5	2	1,758	1,916
20	Cross River Conference	7	20	3,106	2,173	364	...	9	14	1	2,531	2,683
21	Ebonyi Conference	37	45	8,751	5,765	386	...	3	38	9	13	52	16	6,120	8,617
22	Enugu Conference	13	33	2,991	1,652	216	20	...	13	3	1,872	2,979
23	Imo Conference	70	55	7,926	5,420	294	2	3	57	...	62	29	1	5,684	7,909
24	Port Harcourt Conference	86	39	29,592	20,300	2,859	6	10	153	...	139	53	20	30	...	23,086	29,549
25	Rivers East Conference	38	44	8,179	6,189	606	17	...	17	17	3	3	...	6,772	7,983
26	Rivers West Conference	82	91	12,041	15,996	1,237	31	...	50	26	26	1	...	17,161	12,137
	Totals	683	612	183,862	145,589	15,583	20	75	828	9	897	635	153	358	8	160,053	182,276
EASTERN SAHEL UNION MISSION																	
27	Benin Mission	28	61	6,214	5,054	627	3	5	23	68	55	...	5,543	6,181
29	Burkina Faso Mission	12	63	2,240	1,887	240	1	1	2,127	2,127
30	Cote d'Ivoire Conference	92	90	8,028	8,369	1,013	...	7	42	4	9,343	7,235
31	Niger Region	2	13	523	385	578	4	959	420
32	Togo Conference	65	119	11,495	8,775	806	...	5	33	...	36	27	114	117	...	9,325	11,286
	Totals	199	346	28,499	24,470	3,264	4	17	33	...	36	97	186	172	...	27,297	27,248
NORTHERN GHANA UNION MISSION																	
33	Ashanti Central Ghana Conference	61	50	14,060	16,744	1,071	1	...	16	...	24	53	...	2	...	17,753	11,602
35	Ashanti South Ghana Conference	176	178	17,227	26,629	1,806	24	40	84	...	256	126	7	1	733	27,460	12,880
36	Central Ghana Conference	91	121	12,994	15,959	1,452	...	6	220	...	542	90	59	5	...	16,941	9,335
37	Green View Ghana Conference	68	91	3,671	8,725	545	...	2	32	...	99	36	31	136	...	9,002	3,883
38	Mid-Central Ghana Conference	78	47	15,858	20,460	908	1	6	124	...	446	83	11	20,959	10,012
39	Mid-North Ghana Conference	118	152	17,766	27,193	1,493	88	1	3,576	...	4,570	110	65	75	...	27,531	10,148
40	Mid-West Ghana Conference	97	138	11,755	20,202	1,426	...	2	106	414	389	51	4	36	...	21,670	14,143
41	Mountain View Ghana Conference	101	84	18,502	28,648	1,499	165	...	190	138	7	29,977	16,378
42	North Ghana Mission	16	106	1,231	7,911	452	...	25	3	...	4	3	8,384	928
43	South Central Ghana Conference	96	125	16,269	18,177	1,424	...	5	483	...	670	44	61	104	...	19,210	10,683
	Totals	902	1,092	129,329	190,648	12,076	114	87	4,809	414	7,190	734	245	359	733	198,887	99,989
NORTHERN NIGERIA UNION CONF																	
44	North Central Nigeria Conference	49	84	15,794	8,845	732	...	91	219	...	251	30	9	40	...	9,557	8,760
46	North East Nigeria Conference	81	146	25,364	18,630	845	...	82	271	...	209	100	77	118	...	19,324	24,761
47	North West Nigeria Conference	104	173	23,867	16,040	1,078	41	92	869	...	778	98	271	242	...	16,731	21,996
	Totals	234	403	65,025	43,515	2,655	41	265	1,359	...	1,238	228	357	400	...	45,612	55,517
SOUTHERN GHANA UNION CONF																	
48	Accra City Conference	90	43	17,076	25,665	2,452	...	24	541	...	390	76	42	57	...	28,117	13,842
50	Diamond Field Ghana Conference	64	123	9,434	11,041	939	...	19	143	1	131	69	8	32	78	11,825	7,996
51	East Ghana Conference	74	69	7,813	10,656	882	...	15	52	22	94	48	49	31	28	11,377	5,900
52	Eastern View Ghana Conference	75	124	5,301	11,556	1,402	...	14	90	86	45	75	6	151	...	12,871	3,807
53	Meridian Ghana Conference	50	25	8,874	11,339	989	...	14	248	9	102	52	11	13	...	12,421	7,816
54	Mid-South Ghana Conference	104	208	10,521	15,330	2,071	...	33	43	...	39	59	1	2	83	17,293	7,299
55	Pioneer Ghana Conference	74	161	8,970	14,193	1,067	...	6	72	...	89	47	2	15,200	8,356
56	South West Ghana Conference	137	112	12,684	18,411	2,414	16	11	84	17	85	79	9	16	...	20,764	11,357
57	Volta North Ghana Mission	16	79	2,377	3,188	646	...	14	90	...	96	16	2	3,824	1,910
58	Volta South Ghana Mission	22	65	5,125	4,248	785	...	9	4	18	13	12	...	8	107	4,924	4,646
59	West-Central Ghana Conference	107	83	8,451	12,242	1,298	1	4	118	...	142	42	18	10	20	13,431	7,620
60	Western North Ghana Conference	114	152	8,894	13,674	1,182	...	17	27	...	125	36	11	5	2	14,721	8,030
	Totals	927	1,244	105,517	151,543	16,127	17	180	1,512	153	1,351	611	157	325	320	166,768	88,575
WEST AFRICAN UNION MISSION																	
61	Central Liberia Mission	35	38	4,377	5,055	293	1	25	21	9	...	5,292	4,358
63	Guinea Region	6	28	137	1,927	161	4	...	1	2,083	115
64	Sierra Leone Mission	50	101	347	9,658	566	...	2	15	21	3	10	...	10,177	606
65	South-East Liberia Mission	19	24	...	2,336	393	19	2,710	...
66	South-West Liberia Conference	21	17	...	13,486	1,100	6	14,580	...
	Totals	131	208	4,861	32,462	2,513	2	...	16	75	24	20	...	34,842	5,079
WESTERN NIGERIA UNION CONF																	
67	Delta Conference	30	72	2,034	6,429	337	...	6	8	7	8	8	6,771	2,041
69	Edo Conference	23	43	1,760	3,366	331	1	3,696	1,225
70	Ekiti Conference	33	34	1,839	9,160	172	9,332	1,029

GENERAL STATISTICS BY DIVISIONS FOR 2018

Conference or Mission	Churches, Companies, and Church Membership															6	16
	2a	2b	3a	3b	4a	4a2	4b	4c	4d	5a	5b	5c	5d	5e			
1	Churches	Companies	Church Attendance Average	Church Membership at Beginning of Year	Members Added					Members Subtracted					Church Membership at End of Year	Sabbath School Attendance Average	
Conference or Mission					Baptisms	Former Members' Baptisms	Professions of Faith	Letters Received	Adjustments	Letters Granted	Deaths	Dropped	Missing	Adjustments			

WEST-CENTRAL AFRICA DIVISION (CONT'D)

WESTERN NIGERIA UNION CONF (CONT'D)

71 Kogi Region	7	28	...	653	1	654	...
72 Kwara Conference	29	39	3,205	2,548	132	...	3	6	2,677	3,036
73 Lagos Atlantic Conference	24	28	3,250	5,647	467	...	8	133	...	43	7	6	6	...	6,193	2,907
74 Lagos Mainland Conference	38	35	7,628	7,401	202	...	2	2	76	...	7,531	7,723
75 Ogun Conference	25	61	4,498	8,491	613	...	9	18	7	1	9,123	4,278
76 Ondo Mission	23	44	1,021	2,186	134	...	6	2	4	2,320	1,241
77 Osun Conference	31	47	5,772	5,190	275	...	6	5	10	5,466	5,569
78 Oyo Conference	34	42	...	3,928	3,928	...
Totals	297	473	31,004	54,999	2,664	...	40	166	7	51	41	7	82	4	57,691	29,046

WESTERN SAHEL UNION MISSION

80 Cabo Verde Conference	34	42	...	9,207	253	20	3	...	15	...	4	29	9,465	...
81 Gambia Region	5	8	304	364	43	407	310
82 Guinea-Bissau Mission	7	15	737	3,389	318	4	3,703	760
83 Mali Mission	5	21	1,159	1,821	115	...	1	1,937	418
84 Senegal/Mauritania Mission	7	6	12	698	39	6	743	5
Totals	58	92	2,211	15,479	768	20	4	6	15	4	4	29	16,255	1,493

WEST-CENTRAL AFRICA DIVISION

86 Cameroon Union Mission	955	581	86,726	104,950	10,777	...	192	799	...	175	339	1,143	2,568	...	112,493	86,464
87 Central African Union Mission	137	96	592	13,182	996	5	47	26	163	39	23	27	44	1	14,285	287
88 Eastern Nigeria Union Conference	683	612	183,862	145,589	15,583	20	75	828	9	897	635	153	358	8	160,053	182,276
89 Eastern Sahel Union Mission	199	346	28,499	24,470	3,264	4	17	33	...	36	97	186	172	...	27,297	27,248
90 Northern Ghana Union Mission	902	1,092	129,329	190,648	12,076	114	87	4,809	414	7,190	734	245	359	733	198,887	99,989
91 Northern Nigeria Union Conference	234	403	65,025	43,515	2,655	41	265	1,359	...	1,238	228	357	400	...	45,612	55,517
92 Southern Ghana Union Conference	927	1,244	105,517	151,543	16,127	17	180	1,512	153	1,351	611	157	325	320	166,768	88,575
93 West African Union Mission	131	208	4,861	32,462	2,513	2	...	16	75	24	20	...	34,842	5,079
94 Western Nigeria Union Conference	297	473	31,004	54,999	2,664	...	40	166	7	51	41	7	82	4	57,691	29,046
95 Western Sahel Union Mission	58	92	2,211	15,479	768	20	4	6	15	4	4	29	16,255	1,493
DIVISION TOTALS	4,523	5,147	637,624	776,837	67,423	221	907	9,540	761	10,997	2,787	2,328	4,328	1,066	834,183	575,972

ATTACHED TO THE GENERAL CONFERENCE

1 MIDDLE EAST & NORTH AFRICA UN MISS
2 East Mediterranean Region	6	4	278	559	3	5	...	1	3	563	228
3 Egypt-Sudan Field	23	10	405	874	10	4	...	2	3	883	321
4 Gulf Field	20	3	2,327	2,062	73	3	25	114	7	66	1	4	2,213	1,551
5 North Africa Region	4	1	141	162	21	...	5	12	...	7	5	...	188	115
6 West Asia Field	5	...	317	329	50	...	1	21	20	1	...	7	413	253
Totals	58	18	3,467	3,986	157	3	31	156	27	77	6	7	6	4	4,260	2,468
1 ISRAEL FIELD	11	9	620	767	47	...	14	20	...	18	...	2	10	...	818	553

WORLD SUMMARY

1 East-Central Africa Division	16,231	12,182	2,721,986	3,844,316	359,783	12,292	6,646	381,123	1,550	386,490	7,687	18,425	13,338	16,383	4,163,387	2,500,698
2 Euro-Asia Division	1,784	926	70,547	109,994	2,136	105	182	2,902	55	3,186	2,024	1,474	145	147	108,398	68,365
3 Inter-American Division	14,524	8,292	919,214	3,787,546	172,142	11,022	4,935	38,163	9,805	40,755	11,868	85,350	75,750	72,336	3,737,554	798,256
4 Inter-European Division	2,527	588	76,997	178,979	3,002	88	340	4,285	290	3,643	2,551	1,246	469	224	178,851	59,969
5 North American Division	5,606	865	201,391	1,249,715	26,999	35	6,181	31,872	1,245	30,292	8,130	5,807	8,886	5,019	1,257,913	118,255
6 Northern Asia-Pacific Division	2,135	3,466	62,808	733,549	14,318	29	1,152	684	87	489	1,348	39	1,791	467	745,685	49,302
7 South American Division	13,960	14,217	1,157,393	2,481,935	180,488	28,724	8,742	160,990	967	161,228	13,880	104,910	88,931	5,232	2,487,665	923,419
8 South Pacific Division	2,184	4,065	258,216	512,055	32,292	97	11,673	4,609	34	2,930	2,191	1,799	11,802	49	541,989	238,292
9 Southern Africa-Indian Ocean Division	11,958	14,356	1,478,017	3,873,848	256,714	5,505	2,808	162,226	1,028	167,915	7,047	16,310	20,759	1,332	4,088,766	1,357,939
10 Southern Asia Division	4,534	4,883	798,532	1,603,952	20,798	0	17	1,127	60	1,142	1,395	3,429	5,571	903	1,613,514	764,844
11 Southern Asia-Pacific Division	7,503	3,608	767,996	1,482,143	125,320	698	973	1,605	32	6,597	6,368	8,827	20,749	4,533	1,563,697	715,621
12 Trans-European Division	1,180	221	25,029	87,725	1,379	22	262	1,158	784	1,026	921	380	151	753	88,099	20,366
13 West-Central Africa Division	4,523	5,147	637,624	776,837	67,423	221	907	9,540	761	10,997	2,787	2,328	4,328	1,066	834,183	575,972
Attached to the General Conference:																
14 Middle East and North Africa Union Mission	58	18	3,467	3,986	157	3	31	156	27	77	6	7	6	4	4,260	2,468
15 Israel Field	11	9	620	767	47	0	14	20	0	18	0	2	10	0	818	553

WORLD TOTALS 2018 88,718 72,843 ... 20,727,347 1,262,998 58,841 44,863 800,460 16,725 816,785 68,203 250,333 252,686 108,448 21,414,779 ...

WORLD TOTALS 2017 86,576 71,758 ... 20,008,779 1,231,566 49,257 44,696 574,626 27,412 586,771 59,013 197,761 205,705 159,739 20,727,347 ...

Net Increase (Decrease) 2,142 1,085 ... 718,568 31,432 9,584 167 225,834 (10,687) 230,014 9,190 52,572 46,981 (51,291) 687,432 ...

Note—Incomplete reporting of church and Sabbath School attendance (columns 3a and 16).

STATISTICAL REPORT FOR 2018

1 Conference or Mission	Tithe and Offerings										Per Capita Basis	17
	7	8	9	10	11	12a	12b	13	14a	14b		
Conference or Mission	Tithe	Tithe Per Capita	World Mission Fund, Including Sabbath School	World Mission Fund Per Capita	Other General Conference Funds	Intradivision Funds	Ingathering Funds	Local Church Funds	Total Tithe and Offerings	Total Tithe and Offerings Per Capita	Membership Basis for Per Capita Calculations June 30, 2017	Sabbath School Mission Offerings
	US\$	US\$	US\$	US\$	US\$	US\$	US\$	US\$	US\$	US\$	US\$	US\$
GENERAL CONFERENCE												
1 General Conference	882,840	2,286,599	3,169,439
2 General Conference Institutions
Totals	882,840	2,286,599	3,169,439
EAST-CENTRAL AFRICA DIVISION												
1 BURUNDI UNION MISSION	2,764	2,764
2 East Burundi Field	112,888	6.01	27,789	1.48	27,367	168,044	8.95	18,769	...
3 North Burundi Field	128,135	4.88	24,559	0.94	23,715	176,409	6.72	26,261	...
4 North-West Burundi Field	288,672	3.81	53,941	0.71	49,636	392,249	5.17	75,855	...
5 South-West Burundi Field	290,635	18.71	58,330	3.75	56,634	405,599	26.11	15,536	...
Totals	823,094	6.03	164,619	1.21	157,352	1,145,065	8.39	136,421	...
6 EAST CONGO UNION MISSION
7 East Kasai Field	38,518	2.09	2,712	0.15	2,712	43,942	2.38	18,438	...
8 East Katanga Mission	57,427	4.64	4,400	0.36	4,400	66,227	5.36	12,365	...
9 North Katanga Field	36,653	2.58	2,669	0.19	2,669	41,991	2.96	14,204	...
10 South Katanga Field	262,702	6.50	39,572	0.98	39,572	341,846	8.46	40,390	...
11 West Katanga Field	67,667	7.23	6,429	0.69	6,429	80,525	8.61	9,356	...
Totals	462,967	4.89	55,782	0.59	55,782	574,531	6.06	94,753	...
12 EAST KENYA UNION CONFERENCE	26,834	26,834
13 Central Kenya Conference	9,440,513	78.45	990,347	8.23	990,347	11,421,207	94.91	120,340	...
14 Central Rift Valley Conference	1,718,086	31.83	281,938	5.22	281,938	2,281,962	42.28	53,971	...
15 Kenya Coast Field	1,236,742	46.86	190,068	7.20	190,068	1,616,878	61.27	26,390	...
16 Nyamira Conference	1,777,745	12.30	108,212	0.75	108,212	1,994,169	13.80	144,507	...
17 South Kenya Conference	2,392,228	12.54	214,305	1.12	214,305	2,820,838	14.78	190,840	...
Totals	16,592,148	30.95	1,784,870	3.33	1,784,870	20,161,888	37.61	536,048	...
18 ETHIOPIAN UNION MISSION	56,149	56,149
19 Central Ethiopia Field	745,224	74.73	30,910	3.10	30,910	807,044	80.93	9,972	...
20 Gambella Field Station	4,956	0.40	3,357	0.27	3,357	11,670	0.95	12,291	...
21 North Ethiopia Field	21,951	53.67	701	1.71	701	23,353	57.10	409	...
22 Northwest Ethiopia Field	49,804	19.84	1,086	0.43	1,086	51,976	20.71	2,510	...
23 South Central Ethiopia Field	244,363	7.18	5,549	0.16	5,549	255,461	7.51	34,023	...
24 South East Ethiopia Field	158,443	21.02	2,789	0.37	2,789	164,021	21.76	7,539	...
25 South Ethiopia Field	295,327	9.37	11,038	0.35	11,038	317,403	10.07	31,515	...
26 South West Ethiopia Field	61,258	9.68	1,620	0.26	1,620	64,498	10.19	6,331	...
27 West Central Ethiopia Field	4,956	0.42	1,579	0.13	1,579	8,114	0.68	11,894	...
28 West Ethiopia Conference	651,015	10.15	9,151	0.14	9,151	669,317	10.44	64,128	...
Totals	2,293,446	12.70	67,780	0.38	67,780	2,429,006	13.45	180,612	...
29 NORTH EAST CONGO UNION MISSION ..	41,218	41,218
30 Central Kivu Field	1,033,508	12.09	69,099	0.81	69,099	1,171,706	13.71	85,485	...
31 Kibali Ituri Mission	174,838	18.37	22,717	2.39	22,717	220,272	23.15	9,515	...
32 Maniema Mission	33,959	4.82	2,315	0.33	2,315	38,589	5.48	7,044	...
33 North Kivu Field	760,476	15.15	71,752	1.43	71,752	903,980	18.00	50,213	...
34 South Kivu Field	246,669	8.64	24,785	0.87	24,785	296,239	10.37	28,558	...
35 Upper Congo Field	90,559	5.21	9,833	0.57	9,833	110,225	6.34	17,398	...
Totals	2,381,227	12.01	200,501	1.01	200,501	2,782,229	14.04	198,213	...
36 NORTHERN TANZANIA UNION CONF	21,405	21,405
37 Mara Conference	1,016,970	6.74	310,277	2.06	310,277	1,637,524	10.85	150,900	...
38 North-East Tanzania Conference	1,629,145	22.37	483,471	6.64	483,471	2,596,087	35.65	72,812	...
39 South Nyanza Conference	2,108,750	13.15	692,506	4.32	692,506	3,493,762	21.78	160,383	...
40 Western Tanzania Conference	690,753	9.96	275,583	3.97	275,583	1,241,919	17.91	69,342	...
Totals	5,467,023	12.06	1,761,837	3.89	1,761,837	8,990,697	19.83	453,437	...
41 RWANDA UNION MISSION	18,998	18,998
42 Central Rwanda Field	543,257	4.54	35,573	0.30	1,279	35,573	615,682	5.14	119,758	...
43 East Central Rwanda Conference	1,958,482	14.50	153,550	1.14	1,424	153,550	2,267,006	16.79	135,043	...
44 North Rwanda Conference	1,101,036	9.05	65,531	0.54	1,286	65,531	1,233,384	10.14	121,628	...
45 North-East Rwanda Field	484,131	7.18	24,981	0.37	113	24,981	534,206	7.92	67,428	...
46 North-West Rwanda Field	853,969	9.21	65,085	0.70	5,131	65,085	989,270	10.67	92,686	...
47 South Rwanda Field	556,066	5.30	33,738	0.32	548	33,738	624,090	5.95	104,852	...
48 South-East Rwanda Field	361,350	3.88	32,821	0.35	152	32,821	427,144	4.59	93,115	...
49 West Rwanda Field	739,965	7.71	44,785	0.47	541	44,785	830,076	8.65	95,935	...
Totals	6,617,254	7.97	456,064	0.55	10,474	456,064	7,539,856	9.08	830,445	...
50 SOUTHERN TANZANIA UNION MISSION ..	513,707	513,707
51 East-Central Tanzania Conference	2,462,636	46.89	737,302	14.04	737,302	3,937,240	74.96	52,522	...
52 South-East Tanzania Conference	1,592,693	41.31	443,521	11.51	443,521	2,479,735	64.33	38,550	...
53 Southern Highlands Conference	815,560	15.18	350,846	6.53	350,846	1,517,252	28.25	53,716	...
Totals	5,384,596	37.19	1,531,669	10.58	1,531,669	8,447,934	58.35	144,788	...

GENERAL STATISTICS BY DIVISIONS FOR 2018

Conference or Mission	Tithe and Offerings										Per Capita	17
	7	8	9	10	11	12a	12b	13	14a	14b	Basis	
1	7	8	9	10	11	12a	12b	13	14a	14b	Basis	17
Conference or Mission	Tithe	Tithe Per Capita	World Mission Fund, Including Sabbath School	World Mission Fund Per Capita	Other General Conference Funds	Intradivision Funds	Ingathering Funds	Local Church Funds	Total Tithe and Offerings	Total Tithe and Offerings Per Capita	Membership Basis for Per Capita Calculations June 30, 2017	Sabbath School Mission Offerings
	US\$	US\$	US\$	US\$	US\$	US\$	US\$	US\$	US\$	US\$	US\$	US\$
EAST-CENTRAL AFRICA DIVISION (CONT'D)												
54 UGANDA UNION MISSION
55 Central Uganda Conference	2,224,440	11.27	266,337	1.35	242,765	2,733,542	13.85	197,437	...
56 Eastern Uganda Field	196,640	7.46	43,548	1.65	40,181	280,369	10.64	26,352	...
57 Northern Uganda Field	112,737	5.29	21,637	1.02	20,652	155,026	7.28	21,305	...
58 Rwenzori Field	313,686	8.88	44,487	1.26	44,396	402,569	11.40	35,312	...
59 Southwestern Uganda Field	180,705	7.63	29,375	1.24	27,022	237,102	10.01	23,677	...
60 Western Uganda Field	247,832	11.77	49,445	2.35	47,502	344,779	16.38	21,051	...
Totals	3,276,040	10.08	454,829	1.40	422,518	4,153,387	12.77	325,134	...
61 WEST CONGO UNION MISSION	92,052	92,052
62 Central Kasai Field	157,088	1.09	5,112	0.04	5,112	167,312	1.16	144,515	...
63 Congo Equatorial Field	15,944	7.28	1,785	0.82	1,785	19,514	8.91	2,189	...
64 Lower Congo Field	46,579	14.52	4,529	1.41	4,529	55,637	17.34	3,209	...
65 West Congo Field	407,150	19.23	36,151	1.71	36,151	479,452	22.65	21,168	...
66 West Kasai Field	93,940	0.74	3,359	0.03	3,359	100,658	0.79	127,724	...
Totals	812,753	2.72	50,936	0.17	50,936	914,625	3.06	298,805	...
67 WEST KENYA UNION CONFERENCE	1,285	1,285
68 Central Nyanza Conference	1,317,920	21.76	116,166	1.92	116,166	1,550,252	25.60	60,566	...
69 Greater Rift Valley Conference	1,454,877	23.55	230,615	3.73	230,615	1,916,107	31.01	61,790	...
70 Kenya Lake Conference	1,965,541	24.57	89,353	1.12	89,353	2,144,247	26.80	79,998	...
71 Lake Victoria Field	1,137,305	15.77	53,686	0.74	53,686	1,244,677	17.26	72,101	...
72 North West Kenya Conference	1,129,403	26.92	168,068	4.01	168,068	1,465,539	34.93	41,957	...
73 Ranen Conference	1,676,665	16.33	54,096	0.53	54,096	1,784,857	17.38	102,673	...
Totals	8,682,996	20.72	711,984	1.70	711,984	10,106,964	24.12	419,085	...
74 ATTACHED FIELDS
75 Eritrea Mission Field	15,341	29.17	1,898	3.61	1,898	19,137	36.38	526	...
76 SOUTH SUDAN ATTACHED TERRITORY
77 Greater Bahr el Ghazal Field	64,708	9.04	3,197	0.45	3,065	70,970	9.91	7,161	...
78 Greater Equatoria Field	302,324	20.56	14,475	0.98	14,048	330,847	22.51	14,701	...
79 Greater Upper Nile Field	26,581	2.59	1,638	0.16	1,638	29,857	2.91	10,246	...
Totals	393,613	12.26	19,310	0.60	18,751	431,674	13.44	32,108	...
Attached Fields Totals	408,954	12.53	21,208	0.65	20,649	450,811	13.81	32,634	...
80 EAST-CENTRAL AFRICA DIVISION
81 Burundi Union Mission	823,094	6.03	164,619	1.21	157,352	1,145,065	8.39	136,421	...
82 East Congo Union Mission	462,967	4.89	55,782	0.59	55,782	574,531	6.06	94,753	...
83 East Kenya Union Conference	16,592,148	30.95	1,784,870	3.33	1,784,870	20,161,888	37.61	536,048	...
84 Ethiopian Union Mission	2,293,446	12.70	67,780	0.38	67,780	2,429,006	13.45	180,612	...
85 North East Congo Union Mission	2,381,227	12.01	200,501	1.01	200,501	2,782,229	14.04	198,213	...
86 Northern Tanzania Union Conference	5,467,023	12.06	1,761,837	3.89	1,761,837	8,990,697	19.83	453,437	...
87 Rwanda Union Mission	6,617,254	7.97	456,064	0.55	10,474	456,064	7,539,856	9.08	830,445	...
88 Southern Tanzania Union Mission	5,384,596	37.19	1,531,669	10.58	1,531,669	8,447,934	58.35	144,788	...
89 Uganda Union Mission	3,276,040	10.08	454,829	1.40	422,518	4,153,387	12.77	325,134	...
90 West Congo Union Mission	812,753	2.72	50,936	0.17	50,936	914,625	3.06	298,805	...
91 West Kenya Union Conference	8,682,996	20.72	711,984	1.70	711,984	10,106,964	24.12	419,085	...
92 Attached Fields	408,954	12.53	21,208	0.65	20,649	450,811	13.81	32,634	...
DIVISION TOTALS	53,202,498	14.57	7,262,079	1.99	10,474	7,221,942	67,696,993	18.55	3,650,375	...
Note—East-Central Africa Division is on the Combined Offering Plan. The Other General Conference Funds are included with the World Mission Offerings.												
EURO-ASIA DIVISION												
1 BELARUS UN OF CHURCHES CONF	553,505	145.85	22,420	5.91	...	22,420	...	67,259	665,604	175.39	3,795	22,420
2 CAUCASUS UNION MISSION
3 Kubano-Chernomorskaya Conference	938,968	303.48	27,999	9.05	35	26,979	2,385	80,938	1,077,704	348.19	3,094	26,979
4 North Caucasus Mission	543,950	314.24	16,676	9.63	...	16,619	1,407	49,856	628,508	363.09	1,731	16,619
5 Rostov-Kalmykia Conference	738,019	287.06	22,817	8.87	...	20,763	1,558	62,289	845,446	328.84	2,571	20,763
Totals	2,220,937	300.29	67,492	9.13	35	64,361	5,350	193,083	2,551,258	344.95	7,396	64,361
6 EAST RUSSIAN UNION MISSION
7 Central Siberian Mission	431,863	235.86	10,092	5.51	326	9,977	1,127	29,931	483,316	263.96	1,831	9,977
8 East Siberian Mission	508,322	247.60	11,493	5.60	...	8,772	859	26,316	555,762	270.71	2,053	8,772
9 West Siberian Mission	299,515	253.61	5,680	4.81	...	4,833	721	14,500	325,249	275.40	1,181	4,833
Totals	1,239,700	244.76	27,265	5.38	326	23,582	2,707	70,747	1,364,327	269.36	5,065	23,582
10 FAR EASTERN UN OF CHURCHES MISS	784,131	351.47	33,072	14.82	...	20,237	3,826	60,712	901,978	404.29	2,231	20,237
11 MOLDOVA UN OF CHURCHES CONF	1,815,997	201.55	41,246	4.58	...	36,115	...	108,345	2,001,703	222.16	9,010	36,115
12 SOUTHERN UNION MISSION	5	...
13 Kyrgyzstan Mission	107,707	151.70	5,501	7.75	...	5,501	...	16,504	135,213	190.44	710	5,501
14 Northern Kazakhstan Mission	361,148	248.38	14,901	10.25	...	14,901	...	44,702	435,652	299.62	1,454	14,901
15 Southern Kazakhstan Mission	295,602	291.23	10,684	10.53	...	10,623	...	31,868	348,777	343.62	1,015	10,623

Conference or Mission	Tithe and Offerings										Per Capita	
	7	8	9	10	11	12a	12b	13	14a	14b	Basis	17
1	Tithe	Tithe Per Capita	World Mission Fund, Including Sabbath School	World Mission Fund Per Capita	Other General Conference Funds	Intradivision Funds	Ingathering Funds	Local Church Funds	Total Tithe and Offerings	Total Tithe and Offerings Per Capita	Membership Basis for Per Capita Calculations June 30, 2017	Sabbath School Mission Offerings
	US\$	US\$	US\$	US\$	US\$	US\$	US\$	US\$	US\$	US\$	US\$	US\$
EURO-ASIA DIVISION (CONT'D)												
SOUTHERN UNION MISSION (CONT'D)												
16 Tajikistan Field	19,064	83.98	1,161	5.11	...	1,161	...	3,483	24,869	109.56	227	1,161
17 Turkmenistan Field	2,789	29.67	140	1.49	...	140	...	420	3,489	37.12	94	140
18 Uzbekistan Field	134,084	197.47	2,407	3.54	...	2,407	...	7,220	146,118	215.20	679	2,407
Totals	920,394	219.98	34,794	8.32	...	34,733	...	104,197	1,094,118	261.50	4,184	34,733
19 TRANS-CAUCASUS UNION OF CH MISS	148,923	88.17	4,920	2.91	...	4,920	...	14,759	173,522	102.74	1,689	4,920
20 UKRAINIAN UNION CONFERENCE												
21 Bukovinskaya Conference	1,356,663	197.94	34,883	5.09	...	34,883	...	104,649	1,531,078	223.38	6,854	34,883
22 Central Ukrainian Conference	840,664	185.09	17,616	3.88	...	17,616	...	52,849	928,745	204.48	4,542	17,616
23 Dnieper Conference	679,072	132.81	10,483	2.05	...	10,483	...	31,449	731,487	143.06	5,113	10,483
24 Eastern Dnieper Conference	865,350	126.64	11,766	1.72	...	11,766	...	35,299	924,181	135.25	6,833	11,766
25 Eastern Ukrainian Mission	351,518	103.11	13,378	3.92	...	13,378	...	40,135	418,409	122.74	3,409	13,378
26 Kyiv Conference	911,467	227.53	20,636	5.15	...	20,636	...	61,908	1,014,647	253.28	4,006	20,636
27 Podolsk Conference	1,067,819	186.23	27,309	4.76	...	27,309	...	81,927	1,204,364	210.04	5,734	27,309
28 Southern Ukrainian Conference	748,605	167.92	12,839	2.88	...	12,839	...	38,516	812,799	182.32	4,458	12,839
29 Western Ukrainian Conference	1,193,549	191.83	24,084	3.87	...	24,084	1	72,252	1,313,970	211.18	6,222	24,084
Totals	8,014,707	169.91	172,994	3.67	...	172,994	1	518,984	8,879,680	188.24	47,171	172,994
30 WEST RUSSIAN UNION CONFERENCE												
31 Central Conference	966,952	269.80	13,416	3.74	...	13,416	64	40,247	1,034,095	288.53	3,584	13,416
32 Moscow Conference	1,909,700	561.02	30,592	8.99	231	25,418	779	76,253	2,042,973	600.17	3,404	25,418
33 Northwestern Conference	1,009,986	328.34	19,880	6.46	...	17,048	27	51,143	1,098,084	356.98	3,076	17,048
34 Southern Conference	2,031,660	288.96	36,174	5.14	66	35,352	575	106,057	2,209,884	314.31	7,031	35,352
35 Ural Conference	1,053,227	254.40	12,695	3.07	550	9,906	272	29,718	1,106,368	267.24	4,140	9,906
36 Volga Conference	691,407	228.26	9,441	3.12	...	9,194	62	27,583	737,687	243.54	3,029	9,194
37 Volgo-Vyatskaya Conference	1,019,128	243.29	17,669	4.22	83	16,844	183	50,532	1,104,439	263.65	4,189	16,844
Totals	8,682,060	305.14	139,867	4.92	930	127,178	1,962	381,533	9,333,530	328.03	28,453	127,178
38 ATTACHED FIELD												
39 Crimea Mission	428,227	239.37	12,250	6.85	27	12,248	951	36,744	490,447	274.15	1,789	12,248
40 EURO-ASIA DIVISION												
41 Belarus Union of Churches Conference	553,505	145.85	22,420	5.91	...	22,420	...	67,259	665,604	175.39	3,795	22,420
42 Caucasus Union Mission	2,220,937	300.29	67,492	9.13	35	64,361	5,350	193,083	2,551,258	344.95	7,396	64,361
43 East Russian Union Mission	1,239,700	244.76	27,265	5.38	326	23,582	2,707	70,747	1,364,327	269.36	5,065	23,582
44 Far Eastern Union of Churches Mission	784,131	351.47	33,072	14.82	...	20,237	3,826	60,712	901,978	404.29	2,231	20,237
45 Moldova Union of Churches Conference	1,815,997	201.55	41,246	4.58	...	36,115	...	108,345	2,001,703	222.16	9,010	36,115
46 Southern Union Mission	920,394	219.98	34,794	8.32	...	34,733	...	104,197	1,094,118	261.50	4,184	34,733
47 Trans-Caucasus Union of Churches Mission	148,923	88.17	4,920	2.91	...	4,920	...	14,759	173,522	102.74	1,689	4,920
48 Ukrainian Union Conference	8,014,707	169.91	172,994	3.67	...	172,994	1	518,984	8,879,680	188.24	47,171	172,994
49 West Russian Union Conference	8,682,060	305.14	139,867	4.92	930	127,178	1,962	381,533	9,333,530	328.03	28,453	127,178
50 Attached Field	428,227	239.37	12,250	6.85	27	12,248	951	36,744	490,447	274.15	1,789	12,248
DIVISION TOTALS	24,808,581	223.94	556,320	5.02	1,318	518,788	14,797	1,556,363	27,456,167	247.84	110,783	518,788
INTER-AMERICAN DIVISION												
1 ATLANTIC CARIBBEAN UNION MISSION	23,242	1,627	24,869
2 Cayman Islands Conference	4,346,155	731.92	174,977	29.47	15,748	304,231	50,303	524,932	5,416,346	912.15	5,938	164,479
3 North Bahamas Conference	1,057,753	274.60	49,960	12.97	4,496	74,043	11,193	149,880	1,347,325	349.77	3,852	46,962
4 South Bahamas Conference	6,156,314	315.84	276,582	14.19	24,892	430,942	32,976	829,745	7,751,451	397.67	19,492	259,987
5 Turks and Caicos Islands Mission	1,088,900	326.31	35,976	10.78	3,238	76,223	3,361	107,927	1,315,625	394.25	3,337	33,817
Totals	12,672,364	388.50	537,495	16.48	48,374	887,066	97,833	1,612,484	15,855,616	486.09	32,619	505,245
6 BELIZE UNION OF CHURCHES MISSION	1,764,465	40.16	79,940	1.82	7,195	123,513	2,402	239,819	2,217,334	50.47	43,934	75,143
7 CARIBBEAN UNION CONFERENCE												
8 East Caribbean Conference	7,690,769	288.84	361,253	13.57	32,513	653,715	112,695	1,083,759	9,934,704	373.12	26,626	339,578
9 Grenada Conference	1,956,205	137.43	78,402	5.51	7,056	166,277	55,285	235,206	2,498,431	175.53	14,234	73,698
10 Guyana Conference	2,776,753	43.11	156,699	2.43	14,103	236,024	141,308	470,097	3,794,984	58.92	64,409	147,297
11 North Caribbean Conference	10,844,424	696.85	525,474	33.77	47,293	921,775	158,731	1,576,420	14,074,117	904.39	15,562	493,945
12 South Caribbean Conference	8,510,650	146.56	255,067	4.39	22,956	723,405	121,523	765,202	10,398,803	179.07	58,070	239,763
13 South Leeward Mission	3,885,394	309.10	227,235	18.08	20,451	271,978	148,401	681,705	5,235,164	416.48	12,570	213,601
14 St Lucia Mission	2,308,265	97.65	100,066	4.23	9,006	161,579	...	300,198	2,879,114	121.80	23,638	94,062
15 St Vincent and the Grenadines Mission	1,797,011	116.13	95,255	6.16	8,573	125,791	207,487	285,764	2,519,881	162.85	15,474	89,539
16 Suriname Mission	149,653	30.68	8,084	1.66	728	10,476	...	24,252	193,193	39.60	4,878	7,599
17 Tobago Mission	2,234,374	274.97	92,463	11.38	8,322	156,406	49,411	277,388	2,818,364	346.83	8,126	86,915
Totals	42,209,356	173.28	1,899,998	7.80	171,001	3,432,174	994,841	5,699,991	54,407,361	223.36	243,587	1,785,997
18 CENTRAL MEXICAN UNION MISSION												
19 Azteca Mexican Conference	1,173,041	60.34	60,011	3.09	5,401	82,113	...	180,033	1,500,599	77.19	19,440	56,410
20 Bajio Mexican Conference	1,131,162	117.05	61,431	6.36	5,529	79,181	...	184,294	1,461,597	151.24	9,664	57,745
21 Metropolitan Mexican Conference	1,659,731	47.02	96,436	2.73	8,679	116,181	...	289,307	2,170,334	61.48	35,300	90,649
22 Mexiquense Mexican Mission	313,622	52.88	17,625	2.97	1,586	12,545	...	52,876	398,254	67.15	5,931	16,568
23 Valley Mexican Mission	786,330	63.82	45,946	3.73	4,135	55,043	...	137,839	1,029,293	83.54	12,321	43,190
Totals	5,150,176	62.31	281,449	3.41	25,330	351,103	...	844,349	6,652,407	80.48	82,656	264,562

GENERAL STATISTICS BY DIVISIONS FOR 2018

Conference or Mission	Tithe and Offerings										Per Capita Basis	
	7	8	9	10	11	12a	12b	13	14a	14b	Membership Basis for Per Capita Calculations June 30, 2017	17
1	Tithe	Tithe Per Capita	World Mission Fund, Including Sabbath School	World Mission Fund Per Capita	Other General Conference Funds	Intradivision Funds	Ingathering Funds	Local Church Funds	Total Tithe and Offerings	Total Tithe and Offerings Per Capita		Sabbath School Mission Offerings
	US\$	US\$	US\$	US\$	US\$	US\$	US\$	US\$	US\$	US\$	US\$	US\$
INTER-AMERICAN DIVISION (CONT'D)												
24 CHIAPAS MEXICAN UNION CONF	51,509					8,581			60,090			
25 Central Chiapas Conference	1,813,233	68.99	117,167	4.46	10,545	126,926	13,776	351,500	2,433,147	92.58	26,282	110,137
26 Grijalva Mission	1,824,685	75.74	146,692	6.09	13,202	127,728	9,715	440,077	2,562,099	106.36	24,090	137,891
27 North Chiapas Conference	2,794,762	61.08	207,459	4.53	18,671	195,633	18,737	622,378	3,857,640	84.30	45,759	195,012
28 Palenque Mission	725,671	47.64	62,769	4.12	5,649	21,535	8,285	188,307	1,012,216	66.45	15,232	59,003
29 Soconusco Conference	1,537,745	65.23	108,667	4.61	9,780	107,642	13,384	326,000	2,103,218	89.22	23,573	102,147
30 South Chiapas Mission	1,503,419	48.96	110,159	3.59	9,914	105,239	13,963	330,477	2,073,171	67.52	30,706	103,550
31 Upper Chiapas Conference	1,622,490	43.75	111,887	3.02	10,070	113,599	17,312	335,661	2,211,019	59.62	37,088	105,174
32 West Chiapas Conference	2,049,816	79.38	180,436	6.99	16,239	143,487	15,655	541,307	2,946,940	114.12	25,823	169,610
Totals	13,923,330	60.92	1,045,236	4.57	94,070	950,370	110,827	3,135,707	19,259,540	84.27	228,553	982,524
33 CUBAN UNION CONFERENCE												
34 Central Conference												
35 Del Amanecer Conference												
36 East Conference												
37 West Conference												
Totals												
38 DOMINICAN UNION CONFERENCE	67,785		68		6	4,745		204	72,808			64
39 Central Dominican Conference	4,983,209	83.64	405,265	6.80	36,474	348,825	25,636	1,215,795	7,015,204	117.75	59,579	380,949
40 East Dominican Conference	2,616,786	32.07	238,003	2.92	21,420	183,175	18,946	714,008	3,792,338	46.48	81,597	223,723
41 North Dominican Conference	2,258,253	71.90	176,006	5.60	15,841	158,078	10,121	528,017	3,146,316	100.17	31,409	165,445
42 Northeast Dominican Mission	1,606,540	47.59	102,453	3.04	9,221	112,458	12,332	307,358	2,150,362	63.70	33,756	96,306
43 South Dominican Mission	910,229	20.21	62,394	1.39	5,615	63,716	15,103	187,182	1,244,239	27.62	45,045	58,650
44 Southeast Dominican Conference	3,604,615	47.19	340,459	4.46	30,641	252,323	30,761	1,021,376	5,280,175	69.13	76,378	320,031
Totals	16,047,417	48.96	1,324,648	4.04	119,218	1,123,320	112,899	3,973,940	22,701,442	69.26	327,764	1,245,168
45 DUTCH CARIBBEAN UNION MISSION	19,669					1,377			21,046			
46 Aruba Mission	395,690	404.59	22,495	23.00	2,025	27,698		67,486	515,394	526.99	978	21,146
47 Bonaire Mission	187,525	455.16	13,385	32.49	1,205	5,603		40,156	247,874	601.64	412	12,582
48 Curacao Conference	2,575,640	329.45	125,919	16.11	11,333	190,990		377,758	3,281,640	419.75	7,818	118,364
Totals	3,178,524	345.19	161,799	17.57	14,563	225,668		485,400	4,065,954	441.57	9,208	152,092
49 EAST VENEZUELA UNION MISSION	16,453					1,152			17,605			
50 Central East Venezuela Conference	17,449	1.09	575	0.04	52	1,093	1	1,724	20,894	1.31	16,008	540
51 Central Llanos Venezuela Mission	5,641	0.45	357	0.03	32	195	1	1,072	7,298	0.58	12,588	336
52 Central Venezuela Conference	23,041	1.10	942	0.04	85	1,613		2,827	28,508	1.36	20,989	886
53 East Venezuela Conference	12,695	0.42	828	0.03	74	889	1	2,483	16,970	0.57	29,905	778
54 Northeast Venezuela Mission	6,186	0.42	423	0.03	38	435	1	1,269	8,352	0.57	14,629	398
55 South Bolivar Venezuela Mission	22,199	0.90	2,740	0.11	247	1,554	1	8,220	34,961	1.41	24,714	2,575
56 South Central Venezuela Conference	18,447	1.02	1,467	0.08	132	1,291	1	4,402	25,740	1.42	18,077	1,379
57 Southeast Venezuela Conference	13,856	0.44	881	0.03	79	970	1	2,642	18,429	0.59	31,453	828
Totals	135,967	0.81	8,213	0.05	739	9,192	7	24,639	178,757	1.06	168,363	7,720
58 EL SALVADOR UNION MISSION	78,296					5,481			83,777			
59 Central El Salvador Conference	832,328	27.04	44,242	1.44	3,982	58,263	25,000	132,727	1,096,542	35.62	30,784	41,588
60 East El Salvador Conference	1,217,895	22.16	94,539	1.72	8,509	85,253	40,000	283,617	1,729,813	31.48	54,958	88,867
61 Metropolitan El Salvador Conference	1,114,606	32.05	56,333	1.62	5,070	78,022	40,000	169,000	1,463,031	42.07	34,774	52,953
62 Paracentral El Salvador Conference	838,709	22.09	51,289	1.35	4,616	58,710	27,000	153,867	1,134,191	29.88	37,960	48,212
63 West El Salvador Conference	1,029,638	24.49	74,281	1.77	6,685	72,075	40,000	222,843	1,445,522	34.38	42,042	69,824
Totals	5,111,472	25.49	320,684	1.60	28,862	357,804	172,000	962,054	6,952,876	34.67	200,518	301,444
64 FRENCH ANTILLES-GUIANA UN CONF	25,399					1,778			27,177			
65 French Guiana Mission	1,448,039	490.86	57,880	19.62	5,209	101,363		173,639	1,786,130	605.47	2,950	54,407
66 Guadeloupe Conference	5,591,296	426.49	261,061	19.91	23,495	391,391		783,182	7,050,425	537.79	13,110	245,397
67 Martinique Conference	7,782,926	480.25	376,248	23.22	33,862	544,805		1,128,745	9,866,586	608.82	16,206	353,674
Totals	14,847,660	460.16	695,189	21.55	62,566	1,039,337		2,085,566	18,730,318	580.50	32,266	653,478
68 GUATEMALA UNION MISSION	78,813		1,867		168	5,517		5,600	91,965			1,755
69 Altiplano Guatemala Mission	1,100,698	38.94	62,479	2.21	5,623	77,049	26,140	187,436	1,459,425	51.63	28,265	58,730
70 Central Guatemala Conference	956,703	112.71	61,893	7.29	5,570	66,969	30,120	185,680	1,306,935	153.97	8,488	58,180
71 East Guatemala Mission	1,098,841	25.19	69,546	1.59	6,259	76,919	27,029	208,639	1,487,233	34.09	43,625	65,374
72 Lago Guatemala Mission	726,453	44.67	48,675	2.99	4,381	50,852	16,364	146,024	992,749	61.05	16,262	45,754
73 Metropolitan Guatemala Conference	1,371,490	113.52	80,942	6.70	7,285	96,004	35,565	242,826	1,834,112	151.81	12,082	76,085
74 North Guatemala Mission	1,196,509	28.08	76,060	1.78	6,845	83,756	33,260	228,179	1,624,609	38.13	42,611	71,496
75 South Guatemala Mission	1,457,746	25.15	105,145	1.81	9,463	102,042	37,967	315,436	2,027,799	34.99	57,961	98,837
76 West Guatemala Conference	1,713,115	35.80	114,746	2.40	10,327	119,918	32,048	344,239	2,334,393	48.78	47,855	107,862
Totals	9,700,368	37.72	621,353	2.42	55,921	679,026	238,493	1,864,059	13,159,220	51.17	257,149	584,073
77 HAITIAN UNION MISSION	48,459		11,275		1,015	3,392		33,826	97,967			10,599
78 Central Haiti Conference	1,349,755	18.07	96,668	1.29	8,700	94,483		290,004	1,839,610	24.63	74,693	90,868
79 North Haiti Mission	945,802	7.46	62,887	0.50	5,660	66,206	809	188,662	1,270,026	10.02	126,699	59,114
80 Northwest Haiti Mission	787,378	7.52	92,478	0.88	8,323	55,116	907	277,434	1,221,636	11.67	104,672	86,929
81 Plaine du cul de Sac Mission	1,414,908	24.11	123,077	2.10	11,077	99,044		369,232	2,017,338	34.37	58,688	115,693
82 South Haiti Mission	1,060,655	11.77	94,193	1.04	8,477	74,246		282,580	1,520,151	16.86	90,142	88,542
Totals	5,606,957	12.33	480,578	1.06	43,252	392,487	1,716	1,441,738	7,966,728	17.51	454,894	451,745

STATISTICAL REPORT FOR 2018

Conference or Mission	Tithe and Offerings										Per Capita Basis	
	7	8	9	10	11	12a	12b	13	14a	14b	Membership Basis for Per Capita Calculations June 30, 2017	17
1	Tithe	Tithe Per Capita	World Mission Fund, Including Sabbath School	World Mission Fund Per Capita	Other General Conference Funds	Intradivision Funds	Ingathering Funds	Local Church Funds	Total Tithe and Offerings	Total Tithe and Offerings Per Capita	Membership Basis for Per Capita Calculations June 30, 2017	Sabbath School Mission Offerings
	US\$	US\$	US\$	US\$	US\$	US\$	US\$	US\$	US\$	US\$	US\$	US\$
INTER-AMERICAN DIVISION (CONT'D)												
83 HONDURAS UNION MISSION	60,035	4,202	64,237
84 Atlantic Honduras Conference	782,537	45.54	46,305	2.69	4,167	54,778	18,481	138,914	1,045,182	60.83	17,182	43,526
85 Bay Islands Conference	888,829	154.77	34,977	6.09	3,148	62,218	8,214	104,930	1,102,316	191.94	5,743	32,878
86 Central Honduras Conference	1,286,528	29.16	54,121	1.23	4,871	90,057	21,733	162,362	1,619,672	36.71	44,121	50,873
87 Comayagua Mission	926,866	14.59	36,315	0.57	3,268	64,881	13,150	108,944	1,153,424	18.15	63,545	34,136
88 Northwest Honduras Conference	1,483,234	76.16	75,793	3.89	6,821	103,826	28,337	227,378	1,925,389	98.86	19,476	71,245
Totals	5,428,029	36.17	247,511	1.65	22,275	379,962	89,915	742,528	6,910,220	46.05	150,067	232,658
89 INTER-OCEANIC MEXICAN UNION CONF.	65,593	...	24	...	2	4,592	...	71	70,282	22
90 Alpine Mission	1,193,204	74.48	85,720	5.35	7,715	83,524	22,055	257,161	1,649,379	102.96	16,020	80,577
91 Central Veracruz Mission	1,062,741	98.49	66,335	6.15	5,970	74,392	32,831	199,006	1,441,275	133.58	10,790	62,355
92 Chontalpa Mission	1,474,077	101.24	113,782	7.81	10,240	103,185	27,898	341,345	2,070,527	142.21	14,560	106,955
93 Isthmus Conference	1,350,158	68.35	100,351	5.08	9,032	94,511	49,546	301,053	1,904,651	96.42	19,754	94,330
94 Los Tuxtlas Mission	1,183,639	73.02	83,778	5.17	7,540	82,855	23,992	251,335	1,633,139	100.75	16,210	78,572
95 North Veracruz Conference	1,537,951	66.76	104,069	4.52	9,366	107,657	42,016	312,206	2,113,265	91.74	23,036	97,825
96 Oaxaca Conference	1,021,633	42.34	66,408	2.75	5,977	71,514	18,152	199,224	1,382,908	57.32	24,127	62,424
97 Olmecca Conference	1,824,810	81.36	151,371	6.75	13,623	127,737	40,097	454,114	2,611,752	116.45	22,428	142,289
98 South Pacific Conference	1,626,713	96.08	109,739	6.48	9,877	113,870	32,683	329,218	2,222,100	131.25	16,930	103,155
99 South Veracruz Conference	1,454,985	76.69	108,504	5.72	9,765	101,849	24,660	325,511	2,025,274	106.75	18,972	101,993
100 Southeast Veracruz Mexican Conference	2,047,301	93.09	138,300	6.29	12,447	143,311	40,964	414,900	2,797,223	127.19	21,993	130,002
Totals	15,842,805	77.35	1,128,381	5.51	101,554	1,108,997	354,894	3,385,144	21,921,775	107.03	204,820	1,060,679
101 JAMAICA UNION CONFERENCE	104,374	7,306	111,680
102 Central Jamaica Conference	6,110,525	63.15	167,474	1.73	15,073	427,737	208,479	502,421	7,431,709	76.81	96,757	157,425
103 East Jamaica Conference	5,805,753	82.74	182,342	2.60	16,199	406,403	147,760	547,027	7,105,484	101.26	70,172	171,401
104 North East Jamaica Conference	283,963	9.60	10,691	0.36	962	19,877	...	32,072	347,565	11.75	29,568	10,049
105 North Jamaica Conference	1,728,529	86.83	76,573	3.85	6,892	120,997	33,149	229,720	2,195,860	110.31	19,907	71,979
106 West Jamaica Conference	5,396,693	61.59	205,020	2.34	18,663	377,768	186,630	615,061	6,799,835	77.61	87,617	192,719
Totals	19,429,837	63.91	642,100	2.11	57,789	1,360,088	576,018	1,926,301	23,992,133	78.92	304,021	603,573
107 NORTH COLOMBIAN UNION CONF.	1,005,497	...	52,274	...	4,705	70,385	...	156,821	1,289,682	49,137
108 Atlantic Colombian Conference	1,935,790	104.69	103,432	5.59	9,309	135,505	...	310,297	2,494,333	134.90	18,490	97,226
109 Caribbean Colombian Conference	1,536,386	82.28	75,607	4.05	6,805	107,547	...	226,820	1,953,165	104.60	18,672	71,070
110 Colombian Islands Mission	325,242	332.90	13,276	13.59	1,195	22,767	...	39,829	402,309	411.78	977	12,480
111 East Central Colombian Conference	1,364,245	108.51	84,009	6.68	7,561	95,497	...	252,026	1,803,338	143.44	12,572	78,968
112 East Colombian Conference	2,828,407	160.48	175,600	9.96	15,804	197,988	...	526,801	3,744,600	212.46	17,625	165,064
113 Northeast Colombian Conference	1,958,394	116.40	136,255	8.10	12,263	137,088	...	408,764	2,652,764	157.68	16,824	128,079
114 Southwest Colombian Mission	1,122,430	140.22	52,986	6.62	4,769	78,570	...	158,957	1,417,712	177.10	8,005	49,806
115 West Central Colombian Conference	2,231,435	135.09	117,951	7.14	10,616	156,200	...	353,852	2,870,054	173.75	16,518	110,874
Totals	14,307,826	130.45	811,390	7.40	73,027	1,001,547	...	2,434,167	18,627,957	169.83	109,683	762,704
116 NORTH MEXICAN UNION CONFERENCE	346,238	15,976	362,214
117 Baja California Conference	2,922,314	131.42	215,746	9.70	19,417	197,632	21,665	647,237	4,024,011	180.96	22,237	202,801
118 Chihuahua Mexican Conference	1,282,388	75.89	88,944	5.26	8,005	89,767	10,626	266,833	1,746,563	103.37	16,897	83,608
119 Gulf Mexican Conference	1,321,641	77.34	84,418	4.94	7,598	92,515	21,291	253,253	1,780,716	104.21	17,088	79,353
120 North Tamaulipas Mexican Conference	1,267,190	106.55	75,450	6.34	6,791	88,703	15,670	226,350	1,680,154	141.27	11,893	70,923
121 Northeast Mexican Conference	3,455,221	209.47	185,773	11.26	16,720	241,865	25,277	185,718	4,482,174	271.73	16,495	174,626
122 Northwest Mexican Mission	653,588	51.79	41,482	3.29	3,733	22,169	7,877	124,445	853,294	67.62	12,619	38,993
123 Regiomontana Mission	1,724,994	127.82	106,294	7.88	9,566	120,750	10,739	318,881	2,291,224	169.77	13,496	99,916
124 Sinaloa Mexican Conference	1,280,562	88.54	79,928	5.53	7,194	89,639	17,619	239,785	1,714,727	118.56	14,463	75,133
125 Sonora Mexican Conference	1,411,851	118.06	75,405	6.31	6,786	98,830	...	226,216	1,819,088	152.11	11,959	70,881
126 West Mexican Conference	1,218,213	89.46	69,013	5.07	6,211	85,275	12,118	207,038	1,597,868	117.34	13,617	64,872
Totals	16,884,200	111.99	1,022,453	6.78	92,021	1,143,121	142,882	3,067,356	22,352,033	148.26	150,764	961,106
127 PANAMA UNION MISSION	97,710	6,840	104,550
128 Atlantic Panama Mission	655,042	64.76	57,356	5.67	5,162	45,853	10,544	172,068	946,025	93.53	10,115	53,915
129 Bocas del Toro Mission	492,419	137.05	47,949	13.35	4,315	17,235	5,046	143,846	710,810	197.83	3,593	45,072
130 Central Panama Conference	1,269,912	99.48	95,402	7.47	8,586	88,894	22,415	286,205	1,771,414	138.77	12,765	89,678
131 Metropolitan Panama Conference	2,193,607	97.52	169,346	7.53	15,241	153,553	42,526	508,039	3,082,312	137.03	22,494	159,186
132 Southeast Panama Mission	661,861	42.87	56,974	3.69	5,128	46,330	12,273	170,923	953,489	61.76	15,439	53,556
133 West Panama Conference	2,595,356	163.37	214,058	13.47	19,265	181,675	41,814	642,174	3,694,342	232.55	15,886	201,215
Totals	7,965,907	99.21	641,085	7.98	57,697	540,380	134,618	1,923,255	11,262,942	140.27	80,292	602,622
134 PUERTO RICAN UNION CONFERENCE	108,574	7,600	116,174
135 East Puerto Rico Conference	10,104,428	705.57	356,530	24.90	32,088	707,310	...	1,069,590	12,269,946	856.78	14,321	335,138
136 North Puerto Rico Conference	2,570,815	499.58	91,805	17.84	8,262	179,957	14,446	275,416	3,140,701	610.32	5,146	86,297
137 South Puerto Rico Conference	1,464,063	670.97	42,538	19.49	3,828	102,484	25,814	127,613	1,766,340	809.51	2,182	39,985
138 West Puerto Rico Conference	7,633,648	658.41	154,324	13.31	13,889	534,355	36,286	462,972	8,835,474	762.07	11,594	145,065
Totals	21,881,528	658.23	645,197	19.41	58,067	1,531,706	76,546	1,935,591	26,128,635	785.99	33,243	606,485
139 SOUTH CENTRAL AMERICAN UN MISS	83,902	5,873	89,775
140 Caribbean Costa Rica Mission	1,233,917	69.39	91,769	5.16	8,259	86,374	22,825	275,307	1,718,451	96.64	17,782	86,263
141 Central Nicaragua Mission	693,723	15.73	46,073	1.04	4,147	48,561	2,409	138,219	933,132	21.16	44,092	43,309
142 North Costa Rica Mission	1,764,590	61.56	109,174	3.81	9,826	123,521	1,441	327,522	2,336,074	81.50	28,664	102,624
143 Northwestern Nicaragua Mission	780,630	11.52	46,975	0.69	4,228	54,644	5,369	140,924	1,032,770	15.24	67,764	44,156
144 South Atlantic Nicaragua Mission	360,229	12.77	26,249	0.93	2,362	25,216	2,094	78,748	494,898	17.55	28,200	24,674
145 South-Central Costa Rica Conference	1,693,310	58.42	105,049	3.62	9,454	118,532	6,403	315,144	2,247,894	77.55	28,986	98,746
Totals	6,610,301	30.68	425,289	1.97	38,276	462,721	40,541	1,275,866	8,852,994	41.08	215,488	399,772

GENERAL STATISTICS BY DIVISIONS FOR 2018

Conference or Mission	Tithe and Offerings										Per Capita Basis	17
	7	8	9	10	11	12a	12b	13	14a	14b		
1	Tithe	Tithe Per Capita	World Mission Fund, Including Sabbath School	World Mission Fund Per Capita	Other General Conference Funds	Intradivision Funds	Ingatherings Funds	Local Church Funds	Total Tithe and Offerings	Total Tithe and Offerings Per Capita	Membership Basis for Per Capita Calculations June 30, 2017	Sabbath School Mission Offerings
	US\$	US\$	US\$	US\$	US\$	US\$	US\$	US\$	US\$	US\$	US\$	US\$
INTER-AMERICAN DIVISION (CONT'D)												
146 SOUTH COLOMBIAN UNION CONF.	34,717	2,430	37,147
147 Central Colombian Conference.	1,144,122	61.67	67,260	3.63	6,053	80,089	...	201,780	1,499,304	80.81	18,553	63,224
148 East Los Llanos Conference.	1,428,204	58.87	91,823	3.79	8,264	99,974	...	275,469	1,903,734	78.48	24,259	86,314
149 Northwestern Bogota and Boyaca Mission. .	755,945	148.95	40,003	7.88	3,600	52,916	...	120,010	972,474	191.62	5,075	37,603
150 Pacific Colombian Conference.	1,601,414	79.61	79,822	3.97	7,184	112,099	...	239,467	2,039,986	101.41	20,117	75,033
151 South Andean Mission.	708,703	56.14	43,757	3.47	3,938	21,261	...	131,271	908,930	72.01	12,623	41,132
152 South Bogota Conference.	1,045,584	62.22	51,661	3.07	4,649	73,191	...	154,982	1,330,067	79.15	16,805	48,561
153 South Colombian Conference.	1,460,850	47.62	86,369	2.82	7,773	102,259	...	259,106	1,916,357	62.46	30,680	81,186
154 South Pacific Mission.	639,292	49.57	33,294	2.58	2,996	44,750	...	99,881	820,213	63.59	12,898	31,296
155 Upper Magdalena Conference.	1,865,121	95.34	81,337	4.16	7,320	130,559	...	244,012	2,328,349	119.02	19,563	76,457
Totals.	10,683,952	66.54	575,326	3.58	51,777	719,528	...	1,725,978	13,756,561	85.67	160,573	540,806
156 SOUTHEAST MEXICAN UNION MISSION. .	47,662	4,290	51,952
157 Campeche Mission.	1,133,389	92.04	82,016	6.66	7,381	79,337	...	246,047	1,548,170	125.72	12,314	77,095
158 Central Tabasco Conference.	1,927,168	84.48	145,878	6.40	13,129	129,061	...	437,633	2,652,869	116.30	22,811	137,125
159 East Tabasco Mission.	709,002	89.41	54,551	6.88	4,910	49,630	...	163,654	981,747	123.80	7,930	51,278
160 Mayab Conference.	1,504,946	88.07	97,127	5.68	8,741	105,346	...	291,382	2,007,542	117.48	17,089	91,300
161 North Quintana Roo Conference.	2,004,042	181.43	147,218	13.33	13,250	140,283	...	441,653	2,746,446	248.64	11,046	138,385
162 South Quintana Roo Mission.	1,132,465	105.20	91,781	8.53	8,260	79,273	...	275,343	1,587,122	147.43	10,765	86,274
163 South Tabasco Conference.	1,365,225	88.28	91,157	5.89	8,204	95,566	...	273,471	1,833,623	118.57	15,464	85,688
Totals.	9,823,899	100.84	709,728	7.29	63,875	682,786	...	2,129,183	13,409,471	137.65	97,419	667,145
164 WEST VENEZUELA UNION MISSION.	8,744	614	9,358
165 Central Andean Venezuela Mission.	12,343	1.11	587	0.05	53	911	...	1,762	15,656	1.41	11,101	552
166 East Andean Venezuela Mission.	8,851	0.70	412	0.03	37	632	...	1,235	11,167	0.88	12,713	387
167 North Central Venezuela Conference.	14,539	0.84	876	0.05	79	1,054	...	2,628	19,176	1.11	17,227	823
168 Northwestern Venezuela Mission.	11,804	1.44	440	0.05	40	850	4	1,320	14,458	1.76	8,208	414
169 Portuguese Venezuela Mission.	15,625	1.19	1,357	0.10	122	1,140	...	4,072	22,316	1.70	13,148	1,276
170 Southwest Venezuela Conference.	21,497	0.99	1,525	0.07	137	1,561	...	4,574	29,294	1.34	21,816	1,433
171 West Central Venezuela Conference.	35,013	1.54	1,794	0.08	161	2,558	...	5,382	44,908	1.97	22,742	1,686
172 West Los Llanos Venezuela Conference.	18,973	1.42	802	0.06	72	1,375	71	2,406	23,699	1.77	13,381	754
173 West Venezuela Conference.	41,258	1.51	940	0.03	85	2,958	...	2,820	48,061	1.76	27,264	883
174 Yaracuy Venezuela Mission.	11,865	0.90	814	0.06	73	876	...	2,441	16,069	1.21	13,256	765
Totals.	200,512	1.25	9,547	0.06	859	14,529	75	28,640	254,162	1.58	160,856	8,973
175 INTER-AMERICAN DIVISION.	1,346,843	...	1,560	...	140	4,680	1,353,223	...	144	1,466
176 Atlantic Caribbean Union Mission.	12,672,364	388.50	537,495	16.48	48,374	887,066	97,833	1,612,484	15,855,616	486.09	32,619	505,245
177 Belize Union of Churches Mission.	1,764,465	40.16	79,940	1.82	7,195	123,513	2,402	239,819	2,217,334	50.47	43,934	75,143
178 Caribbean Union Conference.	42,209,356	173.28	1,899,998	7.80	171,001	3,432,174	994,841	5,699,991	54,407,361	223.36	243,587	1,785,997
179 Central Mexican Union Mission.	5,150,176	62.31	281,449	3.41	25,330	351,103	...	844,349	6,652,407	80.48	82,656	264,562
180 Chiapas Mexican Union Conference.	13,923,330	60.92	1,045,236	4.57	94,070	950,370	110,827	3,135,707	19,259,540	84.27	228,553	982,524
181 Cuban Union Conference.
182 Dominican Union Conference.	16,047,417	48.96	1,324,648	4.04	119,218	1,123,320	112,899	3,973,940	22,701,442	69.26	327,764	1,245,168
183 Dutch Caribbean Union Mission.	3,178,524	345.19	161,799	17.57	14,563	225,668	...	485,400	4,065,954	441.57	9,208	152,092
184 East Venezuela Union Mission.	135,967	0.81	8,213	0.05	739	9,192	7	24,639	178,757	1.06	168,363	7,720
185 El Salvador Union Mission.	5,111,472	25.49	320,684	1.60	28,862	357,804	172,000	962,054	6,952,876	34.67	200,518	301,444
186 French Antilles-Guiana Union Conference. .	14,847,660	460.16	695,189	21.55	62,566	1,039,337	...	2,085,566	18,730,318	580.50	32,266	653,478
187 Guatemala Union Mission.	9,700,368	37.72	621,353	2.42	55,921	679,026	238,493	1,864,059	13,159,220	51.17	257,149	584,073
188 Haitian Union Mission.	5,606,957	12.33	480,578	1.06	43,252	392,487	1,716	1,441,738	7,966,728	17.51	454,894	451,745
189 Honduras Union Mission.	5,428,029	36.17	247,511	1.65	22,275	379,962	89,915	742,528	6,910,220	46.05	150,067	232,658
190 Inter-Oceanic Mexican Union Conference. .	15,842,805	77.35	1,128,381	5.51	101,554	1,108,997	354,894	3,385,144	21,921,775	107.03	204,820	1,060,679
191 Jamaica Union Conference.	19,429,837	63.91	642,100	2.11	57,789	1,360,088	576,018	1,926,301	23,992,133	78.92	304,021	603,573
192 North Colombian Union Conference.	14,307,826	130.45	811,390	7.40	73,027	1,001,547	...	2,434,167	18,627,957	169.83	109,683	762,704
193 North Mexican Union Conference.	16,884,200	111.99	1,022,453	6.78	92,021	1,143,121	142,882	3,067,356	22,352,033	148.26	150,764	961,106
194 Panama Union Mission.	7,965,907	99.21	641,085	7.98	57,697	540,380	134,618	1,923,255	11,262,942	140.27	80,292	602,622
195 Puerto Rican Union Conference.	21,881,528	658.23	645,197	19.41	58,067	1,531,706	76,546	1,935,591	26,128,635	785.99	33,243	606,485
196 South Central American Union Mission.	6,610,301	30.68	425,289	1.97	38,276	462,721	40,541	1,275,866	8,852,994	41.08	215,488	399,772
197 South Colombian Union Conference.	10,683,952	66.54	575,326	3.58	51,777	719,528	...	1,725,978	13,756,561	85.67	160,573	540,806
198 Southeast Mexican Union Mission.	9,823,899	100.84	709,728	7.29	63,875	682,786	...	2,129,183	13,409,471	137.65	97,419	667,145
199 West Venezuela Union Mission.	200,512	1.25	9,547	0.06	859	14,529	75	28,640	254,162	1.58	160,856	8,973
DIVISION TOTALS.	260,753,695	69.56	14,316,149	3.82	1,288,448	18,516,425	3,146,507	42,948,435	340,969,659	90.95	3,748,881	13,457,180
INTER-EUROPEAN DIVISION												
1 AUSTRIAN UN OF CHURCHES CONF.	7,854,354	1,858.14	545,043	128.94	31,269	704,815	...	1,237,334	10,372,815	2,453.94	4,227	451,662
2 BULGARIAN UN OF CHURCHES CONF. ...	1,938,274	274.82	69,454	9.85	2,007,728	284.66	7,053	49,369
3 CZECHO-SLOVAKIAN UNION CONF.	42,077	42,077
4 Bohemian Conference.	3,469,990	1,056.96	139,788	42.58	7,341	3,617,119	1,101.77	3,283	88,469
5 Moravia-Silesian Conference.	2,771,094	654.33	219,847	51.91	4,022	2,994,963	707.19	4,235	127,899
6 Slovakian Conference.	1,266,745	565.01	107,842	48.10	859	1,375,446	613.49	2,242	61,226
Totals.	7,549,906	773.56	467,477	47.90	12,222	8,029,605	822.71	9,760	277,594

STATISTICAL REPORT FOR 2018

Conference or Mission	Tithe and Offerings										Per Capita Basis	
1	7	8	9	10	11	12a	12b	13	14a	14b	Membership Basis for Per Capita Calculations June 30, 2017	17
Conference or Mission	Tithe	Tithe Per Capita	World Mission Fund, Including Sabbath School	World Mission Fund Per Capita	Other General Conference Funds	Intradivision Funds	Ingathering Funds	Local Church Funds	Total Tithe and Offerings	Total Tithe and Offerings Per Capita	Membership Basis for Per Capita Calculations June 30, 2017	Sabbath School Mission Offerings
	US\$	US\$	US\$	US\$	US\$	US\$	US\$	US\$	US\$	US\$	US\$	US\$
INTER-EUROPEAN DIVISION (CONT'D)												
7 FRANCO-BELGIAN UNION CONFERENCE	16,798	16,798
8 Belgian-Luxembourg Conference	1,871,843	704.23	111,895	42.10	9,108	1,992,846	749.75	2,658	92,918
9 North France Conference	9,800,523	952.52	275,475	26.77	19,728	10,095,726	981.22	10,289	168,016
10 South France Conference	4,493,613	959.76	146,171	31.22	4,253	4,644,037	991.89	4,682	93,349
Totals	16,182,777	917.96	533,541	30.26	33,089	16,749,407	950.11	17,629	354,283
11 ITALIAN UNION OF CHURCHES CONF	6,132,601	644.45	364,858	38.34	30,821	63,624	...	2,101,063	8,692,967	913.51	9,516	323,764
12 NORTH GERMAN UNION CONFERENCE	41,626	41,626
13 Berlin-Central German Conference	8,128,647	1,162.90	455,335	65.14	17,327	212,942	114,919	2,313,683	11,242,853	1,608.42	6,990	260,966
14 Hansa Conference	2,991,559	1,131.88	176,660	66.84	4,768	67,387	78,451	628,927	3,947,752	1,493.66	2,643	105,382
15 Lower Saxonian Conference	4,308,064	1,209.79	305,519	85.80	3,743	78,597	202,125	1,121,225	6,019,273	1,690.33	3,561	182,320
16 Northern Rhenish-Westfalian Conference	7,494,607	1,207.44	601,002	96.83	10,309	134,810	138,950	1,622,072	10,001,750	1,611.37	6,207	372,048
Totals	22,922,877	1,181.53	1,538,516	79.30	36,147	535,362	534,445	5,685,907	31,253,254	1,610.91	19,401	920,716
17 PORTUGUESE UN OF CHURCHES CONF	5,709,378	609.59	220,121	23.50	28,939	925,567	6,884,005	735.00	9,366	90,958
18 ROMANIAN UNION CONFERENCE	206,049	...	12	206,061
19 Banat Conference	2,118,107	321.61	137,643	20.90	18,846	415,098	2,689,694	408.40	6,586	91,808
20 Moldavia Conference	4,062,579	333.98	294,673	24.23	28,976	941,942	5,328,170	438.03	12,164	180,303
21 Muntenia Conference	6,097,432	332.30	401,670	21.89	79,279	1,262,141	7,840,522	427.30	18,349	249,558
22 North Transylvania Conference	2,372,970	316.65	145,691	19.44	34,572	602,304	3,155,537	421.08	7,494	107,451
23 Oltenia Conference	3,019,408	278.88	197,482	18.24	31,383	654,385	3,902,658	360.46	10,827	117,465
24 South Transylvania Conference	3,373,983	360.05	162,509	17.34	30,510	634,983	4,201,985	448.40	9,371	113,580
Totals	21,250,528	327.99	1,339,680	20.68	223,566	4,510,853	27,324,627	421.73	64,791	860,165
25 SOUTH GERMAN UNION CONFERENCE	43,398	43,398
26 Baden-Wuerttemberg Conference	12,114,878	1,912.07	811,196	128.03	6,155	358,611	358,508	3,274,600	16,923,948	2,671.08	6,336	503,606
27 Bavarian Conference	7,032,942	1,537.93	467,565	102.24	9,308	262,380	18,710	2,303,286	10,094,191	2,207.35	4,573	301,797
28 Central Rhenish Conference	6,432,534	1,369.21	430,463	91.63	3,574	144,866	71,306	1,734,230	8,186,973	1,876.75	4,698	271,550
Totals	25,580,354	1,639.03	1,709,224	109.52	19,037	809,255	448,524	7,312,116	35,878,510	2,298.87	15,607	1,076,953
29 SPANISH UNION OF CHURCHES CONF	10,034,535	603.91	250,823	15.10	1,132	41,024	...	187,774	10,515,288	632.84	16,616	187,774
30 SWISS UNION CONFERENCE
31 French-Italian Swiss Conference	4,314,694	2,036.19	246,404	116.28	34,358	20,103	...	181,617	4,797,176	2,263.89	2,119	177,970
32 German Swiss Conference	8,858,399	3,426.85	561,641	217.27	37,535	90,978	223	452,171	10,000,947	3,868.84	2,585	431,932
Totals	13,173,093	2,800.40	808,045	171.78	71,893	111,081	223	633,788	14,798,123	3,145.86	4,704	609,902
33 INTER-EUROPEAN DIVISION	12,752	12,752
34 Austrian Union of Churches Conference	7,854,354	1,858.14	545,043	128.94	31,269	704,815	...	1,237,334	10,372,815	2,453.94	4,227	451,662
35 Bulgarian Union of Churches Conference	1,938,274	274.82	69,454	9.85	2,007,728	284.66	7,053	49,369
36 Czecho-Slovakian Union Conference	7,549,906	773.56	467,477	47.90	12,222	8,029,605	822.71	9,760	277,594
37 Franco-Belgian Union Conference	16,182,777	917.96	533,541	30.26	33,089	16,749,407	950.11	17,629	354,283
38 Italian Union of Churches Conference	6,132,601	644.45	364,858	38.34	30,821	63,624	...	2,101,063	8,692,967	913.51	9,516	323,764
39 North German Union Conference	22,922,877	1,181.53	1,538,516	79.30	36,147	535,362	534,445	5,685,907	31,253,254	1,610.91	19,401	920,716
40 Portuguese Union of Churches Conference	5,709,378	609.59	220,121	23.50	28,939	925,567	6,884,005	735.00	9,366	90,958
41 Romanian Union Conference	21,250,528	327.99	1,339,680	20.68	223,566	4,510,853	27,324,627	421.73	64,791	860,165
42 South German Union Conference	25,580,354	1,639.03	1,709,224	109.52	19,037	809,255	448,524	7,312,116	35,878,510	2,298.87	15,607	1,076,953
43 Spanish Union of Churches Conference	10,034,535	603.91	250,823	15.10	1,132	41,024	...	187,774	10,515,288	632.84	16,616	187,774
44 Swiss Union Conference	13,173,093	2,800.40	808,045	171.78	71,893	111,081	223	633,788	14,798,123	3,145.86	4,704	609,902
DIVISION TOTALS	138,341,429	774.28	7,846,782	43.92	488,115	2,265,161	983,192	22,594,402	172,519,081	965.57	178,670	5,203,140
NORTH AMERICAN DIVISION												
1 ATLANTIC UNION CONFERENCE
2 Bermuda Conference	5,111,441	1,269.92	70,062	17.41	16,546	24,989	17,701	8,139	5,248,878	1,304.07	4,025	67,413
3 Greater New York Conference	28,200,528	940.52	753,912	25.14	59,024	94,209	116,342	16,915,143	46,139,158	1,538.79	29,984	736,955
4 New York Conference	5,059,624	865.48	85,995	14.71	24,085	47,753	645	1,115,837	6,333,939	1,083.47	5,846	81,706
5 Northeastern Conference	47,363,170	823.25	933,522	16.23	16,398	69,729	138,981	17,307,819	65,829,619	1,144.23	57,532	927,267
6 Northern New England Conference	6,115,138	1,171.93	118,401	22.69	37,788	56,917	10,699	3,249,775	9,588,718	1,837.62	5,218	104,509
7 Southern New England Conference	19,315,551	1,034.91	305,016	16.34	42,592	112,817	3,472	12,884,721	32,664,169	1,750.12	18,664	295,256
Totals	111,165,452	916.68	2,266,908	18.69	196,433	406,414	287,840	51,481,434	165,804,481	1,367.25	121,269	2,213,106
8 CANADA, SDA CHURCH IN	184	...	193	...	19	35	431	193
9 Alberta Conference	12,976,612	1,098.69	576,094	48.78	75,753	1,263,348	152,483	5,074,512	20,118,802	1,703.40	11,811	555,658
10 British Columbia Conference	11,008,914	959.22	440,822	38.41	75,663	2,030,260	159,253	8,864,992	22,579,904	1,967.40	11,477	419,283
11 Manitoba-Saskatchewan Conference	3,903,634	967.68	122,025	30.25	20,085	361,437	9,018	1,266,601	5,682,800	1,408.73	4,034	113,507
12 Maritime Conf of the SDA Church, Inc	1,549,728	936.39	56,926	34.40	6,194	178,077	18,119	1,097,429	2,906,473	1,756.18	1,655	52,279
13 Ontario Conference	26,674,982	809.98	593,942	18.03	84,444	1,985,738	202,216	19,106,350	48,647,672	1,477.17	32,933	563,765
14 Quebec Conference	5,337,033	650.70	172,693	21.05	7,108	285,716	1,168	2,359,706	8,163,424	995.30	8,202	163,101
15 SDA Church in Newfoundland & Labrador	515,411	943.98	12,396	22.70	1,821	56,309	5,463	18,819	6,100,219	1,117.62	546	11,039
Totals	61,966,498	876.99	1,975,091	27.95	271,087	6,160,920	547,720	37,788,409	108,709,725	1,538.53	70,658	1,878,825

GENERAL STATISTICS BY DIVISIONS FOR 2018

Conference or Mission	Tithe and Offerings										Per Capita Basis	
	7	8	9	10	11	12a	12b	13	14a	14b	Basis	
1	7	8	9	10	11	12a	12b	13	14a	14b	17	
Conference or Mission	Tithe	Tithe Per Capita	World Mission Fund, Including Sabbath School	World Mission Fund Per Capita	Other General Conference Funds	Intradivision Funds	Ingathering Funds	Local Church Funds	Total Tithe and Offerings	Total Tithe and Offerings Per Capita	Membership Basis for Per Capita Calculations June 30, 2017	Sabbath School Mission Offerings
	US\$	US\$	US\$	US\$	US\$	US\$	US\$	US\$	US\$	US\$	US\$	US\$
NORTH AMERICAN DIVISION (CONT'D)												
16 COLUMBIA UNION CONFERENCE	(1,000)								(1,000)			
17 Allegheny East Conference	35,356,639	874.13	404,411	10.00	17,410	76,958	9,041		35,864,459	886.68	40,448	398,853
18 Allegheny West Conference	7,144,423	432.37	52,416	3.17	1,357	12,810	1,661	2,253,038	9,465,705	572.85	16,524	52,131
19 Chesapeake Conference	19,402,677	1,270.31	395,772	25.91	70,020	173,408	29,770		20,071,647	1,314.11	15,274	378,801
20 Mountain View Conference	3,177,328	1,401.56	86,817	38.30	13,313	28,174	35,084		3,340,716	1,473.63	2,267	80,831
21 New Jersey Conference of SDA, Inc.	13,342,480	793.02	324,572	19.29	49,957	88,767	1,238		13,807,014	820.62	16,825	314,503
22 Ohio Conference	11,805,517	996.84	191,113	16.14	47,190	106,935	4,517	8,102,499	20,257,771	1,710.53	11,843	179,447
23 Pennsylvania Conference	13,069,762	1,128.07	269,096	23.23	61,871	112,950	14,790	7,348,545	20,877,014	1,801.92	11,586	257,638
24 Potomac Conference	36,635,926	1,026.73	427,320	11.98	115,284	154,876	48,870		37,382,276	1,047.65	35,682	417,890
Totals	139,933,752	930.11	2,151,517	14.30	376,402	754,878	144,971	17,704,082	161,065,602	1,070.57	150,449	2,080,094
25 LAKE UNION CONFERENCE	12,500								12,500			
26 Illinois Conference	12,192,011	882.52	254,413	18.42	61,894	260,211	11,825	6,404,848	19,185,202	1,388.72	13,815	241,442
27 Indiana Conference	9,624,685	1,120.84	300,579	35.00	26,026	914,143	8,521	5,141,497	16,015,451	1,865.08	8,587	289,847
28 Lake Region Conference	11,179,004	357.75	105,867	3.39	13,909	133,096	101	3,542,687	14,974,664	479.22	31,248	100,701
29 Michigan Conference	35,359,081	1,337.69	1,421,365	53.77	140,007	4,238,479	51,572	17,865,569	59,076,073	2,234.94	26,433	1,365,081
30 Wisconsin Conference	7,417,707	962.59	275,292	35.72	22,657	594,856	4,399	3,352,766	11,667,677	1,514.10	7,706	266,571
Totals	75,784,988	863.26	2,357,516	26.85	264,493	6,140,785	76,418	36,307,367	120,931,567	1,377.53	87,789	2,263,642
31 MID-AMERICA UNION CONFERENCE												
32 Central States Conference	4,859,881	337.94	55,451	3.86	872	3,296	894	2,692,884	7,613,278	529.40	14,381	53,943
33 Dakota Conference	5,556,896	1,364.33	153,156	37.60	25,181	45,924	2,375	1,978,955	7,762,487	1,905.84	4,073	145,496
34 Iowa-Missouri Conference	10,584,801	895.35	333,331	28.20	60,668	91,521	19,079	6,237,307	17,326,707	1,465.63	11,822	315,640
35 Kansas-Nebraska Conference	11,830,567	975.48	292,100	24.08	45,941	104,874	3,395	8,011,226	20,288,103	1,672.83	12,128	272,975
36 Minnesota Conference	9,058,491	922.74	243,464	24.80	25,583	72,820	828	5,485,810	14,886,996	1,516.45	9,817	234,348
37 Rocky Mountain Conference	17,213,289	953.75	423,047	23.44	70,248	95,393	5,330	12,876,976	30,684,283	1,700.15	18,048	408,153
Totals	59,103,925	841.11	1,500,549	21.35	228,493	413,828	31,901	37,283,158	98,561,854	1,402.64	70,269	1,430,555
38 NORTH PACIFIC UNION CONFERENCE												
39 Alaska Conference	4,367,145	1,122.66	71,850	18.47	24,535	38,398	172	1,985,822	6,487,922	1,667.85	3,890	63,964
40 Idaho Conference of SDA, Inc.	6,055,115	890.85	157,731	23.21	55,710	73,686	1,212	4,693,387	11,036,841	1,623.78	6,797	153,561
41 Montana Conference	4,399,609	1,105.43	101,476	25.50	30,132	37,032	737	2,026,698	6,595,684	1,657.21	3,980	93,343
42 Oregon Conference	33,638,424	927.96	849,303	23.43	129,586	192,752	5,676	18,231,073	53,046,814	1,463.36	36,250	818,059
43 Upper Columbia Conference	26,485,632	987.53	803,059	29.94	158,094	181,256	8,985	17,095,172	44,732,198	1,667.87	26,820	685,489
44 Washington Conference	22,703,948	969.96	390,237	16.67	88,258	215,367	3,561	486,406	23,887,777	1,020.54	23,407	371,878
Totals	97,649,873	965.45	2,373,656	23.47	486,315	738,491	20,343	44,518,558	145,787,236	1,441.38	101,144	2,186,294
45 PACIFIC UNION CONFERENCE												
46 Arizona Conference	14,449,243	709.48	327,987	16.10	70,321	130,908	5,089	10,623,317	25,606,865	1,257.33	20,366	315,852
47 Central California Conference of SDA	29,099,255	766.84	357,650	9.42	486,744	183,808	2,185	19,309,229	49,438,871	1,302.84	37,947	350,180
48 Hawaii Conference	5,690,639	918.73	140,392	22.67	21,281	47,644	2,282	3,347,413	9,249,651	1,493.32	6,194	137,949
49 Nevada-Utah Conference	7,818,499	749.47	152,735	14.64	29,352	51,791	2,126		8,054,503	772.10	10,432	143,579
50 Northern California Conference of SDA	42,166,427	1,038.53	629,860	15.51	469,356	311,275	11,311	27,544,396	71,132,625	1,751.95	40,602	604,210
51 Southeastern California Conference	56,273,422	809.06	959,650	13.80	160,169	317,329	11,133	51,580,015	109,301,718	1,571.47	69,554	934,302
52 Southern California Conference	34,328,294	845.94	539,704	13.30	55,416	135,985	14,899	30,459,229	65,533,527	1,614.92	40,580	524,892
Totals	189,825,779	841.15	3,107,978	13.77	1,292,639	1,178,740	49,025	142,863,599	338,317,760	1,499.14	225,675	3,010,964
53 SOUTHERN UNION CONFERENCE												
54 Carolina Conference	25,616,532	1,108.22	659,706	28.54	60,789	236,801	30,379	14,468,621	41,072,828	1,776.89	23,115	618,901
55 Florida Conference	62,281,010	961.47	991,188	15.30	195,576	336,807	52,451	6,319,039	70,176,071	1,083.35	64,777	939,426
56 Georgia-Cumberland Conference	53,985,614	1,343.46	1,112,812	27.69	162,670	539,943	56,366	34,197,918	90,055,323	2,241.07	40,184	1,058,701
57 Gulf States Conference	11,267,619	891.00	314,772	24.89	28,913	104,635	4,768	1,083,276	12,803,983	1,012.49	12,646	298,399
58 Kentucky-Tennessee Conference	17,094,195	1,127.66	362,733	23.93	92,057	117,902	18,570	9,362,425	27,047,882	1,784.28	15,159	339,312
59 South Atlantic Conference	26,171,743	534.03	349,300	7.13	16,074	78,944	5,212	9,785,041	36,406,314	742.86	49,008	317,001
60 South Central Conference	21,245,338	610.39	186,734	5.36	11,159	27,731	31,385		21,502,347	617.78	34,806	175,935
61 Southeastern Conference	27,002,736	518.86	289,050	5.55	20,933	28,936		6,786,669	34,128,324	655.78	52,042	263,599
Totals	244,664,787	838.65	4,266,295	14.62	588,171	1,471,699	199,131	82,002,989	333,193,072	1,142.10	291,737	4,011,274
62 SOUTHWESTERN UNION CONFERENCE												
63 Arkansas-Louisiana Conference	11,818,934	905.39	272,509	20.88	63,422	96,900	42,781	6,726,979	19,021,525	1,457.14	13,054	263,163
64 Oklahoma Conference	8,240,732	906.17	205,182	22.56	32,206	42,044	5,680	4,759,469	13,285,313	1,460.89	9,094	198,364
65 Southwest Region Conference	12,627,251	479.21	91,091	3.46	19,730	29,140	2,594	9,399,395	22,169,201	841.34	26,350	83,740
66 Texas Conference	53,820,048	924.98	1,001,315	17.21	145,298	347,828	68,280	30,908,673	86,291,442	1,483.05	58,185	963,015
67 Texico Conference	7,665,041	637.53	209,312	17.41	14,475	56,067	2,759	6,098,166	14,045,820	1,168.25	12,023	201,329
Totals	94,172,006	793.32	1,779,409	14.99	275,131	571,979	122,094	57,892,682	154,813,301	1,304.17	118,706	1,709,611
68 ATTACHED FIELD												
69 Guam-Micronesia Mission	2,623,917	468.31	41,208	7.35	33,215	12,020			2,710,360	483.73	5,603	40,346
70 NORTH AMERICAN DIVISION	258,582		89,001						347,583		17	32,991
71 Atlantic Union Conference	111,165,452	916.68	2,266,908	18.69	196,433	406,414	287,840	51,481,434	165,804,481	1,367.25	121,269	2,213,106
72 Canada, SDA Church in	61,966,498	876.99	1,975,091	27.95	271,087	6,160,920	547,720	37,788,409	108,709,725	1,538.53	70,658	1,878,825
73 Columbia Union Conference	139,933,752	930.11	2,151,517	14.30	376,402	754,878	144,971	17,704,082	161,065,602	1,070.57	150,449	2,080,094
74 Lake Union Conference	75,784,988	863.26	2,357,516	26.85	264,493	6,140,785	76,418	36,307,367	120,931,567	1,377.53	87,789	2,263,642
75 Mid-America Union Conference	59,103,925	841.11	1,500,549	21.35	228,493	413,828	31,901	37,283,158	98,561,854	1,402.64	70,269	1,430,555

STATISTICAL REPORT FOR 2018

Conference or Mission	Tithe and Offerings										Per Capita Basis	17
1	7	8	9	10	11	12a	12b	13	14a	14b	Membership Basis for Per Capita Calculations June 30, 2017	17
Conference or Mission	Tithe	Tithe Per Capita	World Mission Fund, Including Sabbath School	World Mission Fund Per Capita	Other General Conference Funds	Intradivision Funds	Ingathering Funds	Local Church Funds	Total Tithe and Offerings	Total Tithe and Offerings Per Capita	Membership Basis for Per Capita Calculations June 30, 2017	Sabbath School Mission Offerings
	US\$	US\$	US\$	US\$	US\$	US\$	US\$	US\$	US\$	US\$	US\$	US\$
NORTH AMERICAN DIVISION (CONT'D)												
76 North Pacific Union Conference	97,649,873	965.45	2,373,656	23.47	486,315	738,491	20,343	44,518,558	145,787,236	1,441.38	101,144	2,186,294
77 Pacific Union Conference	189,825,779	841.15	3,107,978	13.77	1,292,639	1,178,740	49,025	142,863,599	338,317,760	1,499.14	225,675	3,010,964
78 Southern Union Conference	244,664,787	838.65	4,266,295	14.62	588,171	1,471,699	199,131	82,002,989	333,193,072	1,142.10	291,737	4,011,274
79 Southwestern Union Conference	94,172,006	793.32	1,779,409	14.99	275,131	571,979	122,094	57,892,682	154,813,301	1,304.17	118,706	1,709,611
80 Attached Field	2,623,917	468.31	41,208	7.35	33,215	12,020	2,710,360	483.73	5,603	40,346
DIVISION TOTALS	1,077,149,559	866.35	21,909,128	17.62	4,012,379	17,849,754	1,479,443	507,842,278	1,630,242,541	1,311.21	1,243,316	20,857,702
NORTHERN ASIA-PACIFIC DIVISION												
1 CHINESE UNION MISSION	119,157	119,157
2 China	441,600	...
3 Hong Kong-Macao Conference	3,169,280	684.95	159,656	34.51	18,556	375,620	...	687,452	4,410,564	953.22	4,627	80,833
Totals	3,288,437	7.37	159,656	0.36	18,556	375,620	...	687,452	4,529,721	10.15	446,227	80,833
4 JAPAN UNION CONFERENCE	279,814	...	2,574	...	224	18,603	566	...	301,781	1,256
5 East Japan Conference	5,871,265	729.62	242,845	30.18	69,352	472,372	61,647	2,635,029	9,352,510	1,162.24	8,047	102,092
6 Okinawa Mission	1,008,893	491.42	37,785	18.40	11,832	68,784	15,661	501,019	1,643,974	800.77	2,053	15,799
7 West Japan Conference	3,051,500	603.06	139,864	27.64	34,345	245,817	38,339	1,244,615	4,754,480	939.62	5,060	61,304
Totals	10,211,472	673.58	423,068	27.91	115,753	805,576	116,213	4,380,663	16,052,745	1,058.89	15,160	180,451
8 KOREAN UNION CONFERENCE	32,859	32,859
9 East Central Korean Conference	18,685,938	233.69	853,648	10.68	94,354	301,881	36,483	9,025,450	28,997,754	362.65	79,961	488,052
10 Jeju Region	489,869	439.74	28,918	25.96	4,316	19,017	45	548,253	1,090,418	978.83	1,114	19,564
11 Middlewest Korean Conference	10,411,889	341.06	512,187	16.78	21,470	222,194	62,106	2,129,585	13,359,431	437.61	30,528	294,232
12 North Korean Mission
13 Southeast Korean Conference	8,382,094	252.18	330,959	9.96	29,774	194,608	26,857	4,633,137	13,597,429	409.09	33,238	178,397
14 Southwest Korean Conference	6,833,615	316.02	300,099	13.88	36,321	254,848	27,959	2,973,701	10,426,543	482.17	21,624	192,927
15 West Central Korean Conference	20,677,496	247.18	940,456	11.24	122,185	383,174	45,103	11,466,012	33,634,426	402.06	83,655	581,839
Totals	65,513,760	261.93	2,966,267	11.86	308,420	1,375,722	198,553	30,776,138	101,138,860	404.36	250,120	1,755,011
16 ATTACHED FIELDS
17 Mongolia Mission	82,555	33.63	4,425	1.80	184	137	...	13,190	100,491	40.93	2,455	...
18 Taiwan Conference	2,607,269	395.28	62,001	9.40	15,284	88,257	...	1,406,963	4,179,774	633.68	6,596	44,956
Totals	2,689,824	297.19	66,426	7.34	15,468	88,394	...	1,420,153	4,280,265	472.91	9,051	44,956
19 NORTHERN ASIA-PACIFIC DIVISION
20 Chinese Union Mission	3,288,437	7.37	159,656	0.36	18,556	375,620	...	687,452	4,529,721	10.15	446,227	80,833
21 Japan Union Conference	10,211,472	673.58	423,068	27.91	115,753	805,576	116,213	4,380,663	16,052,745	1,058.89	15,160	180,451
22 Korean Union Conference	65,513,760	261.93	2,966,267	11.86	308,420	1,375,722	198,553	30,776,138	101,138,860	404.36	250,120	1,755,011
23 Attached Fields	2,689,824	297.19	66,426	7.34	15,468	88,394	...	1,420,153	4,280,265	472.91	9,051	44,956
DIVISION TOTALS	81,703,493	113.39	3,615,417	5.02	458,197	2,645,312	314,766	37,264,406	126,001,591	174.87	720,558	2,061,251
SOUTH AMERICAN DIVISION												
1 ARGENTINA UNION CONFERENCE
2 Buenos Aires Conference	4,438,292	230.03	122,729	6.36	8,944	180,339	...	1,255,993	6,006,297	311.30	19,294	122,529
3 Central Argentine Conference	7,218,476	327.53	190,991	8.67	5,437	225,470	161	2,196,689	9,837,224	446.36	22,039	190,751
4 Central West Argentine Mission	1,610,181	173.94	34,268	3.70	6,320	41,134	26	491,063	2,182,992	235.82	9,257	34,147
5 North Argentine Conference	4,944,639	192.40	125,827	4.90	12,865	144,278	12	1,041,624	6,269,245	243.94	25,700	125,427
6 North Buenos Aires Mission	2,826,450	229.12	93,224	7.56	3,343	101,642	...	839,312	3,863,971	313.23	12,336	92,856
7 Northwest Argentine Mission	1,924,098	143.10	44,040	3.28	2,075	51,742	...	480,532	2,502,487	186.11	13,446	44,024
8 South Argentine Conference	4,207,734	335.63	139,594	11.13	7,118	150,084	48	1,151,597	5,656,175	451.16	12,537	139,579
Totals	27,169,870	237.07	750,673	6.55	46,102	894,689	247	7,456,810	36,318,391	316.89	114,609	749,313
9 BOLIVIA UNION MISSION
10 Central Bolivia Mission	3,024,463	94.14	146,321	4.55	7,673	152,558	2	873,624	4,204,641	130.88	32,127	146,252
11 East Bolivia Mission	3,509,803	116.06	211,206	6.98	5,436	216,253	82	1,146,586	5,089,366	168.29	30,242	211,114
12 West Bolivia Mission	4,769,060	77.59	220,847	3.59	3,527	226,370	18	1,139,560	6,359,382	103.46	61,468	220,847
Totals	11,303,326	91.28	578,374	4.67	16,636	595,181	102	3,159,770	15,653,389	126.40	123,837	578,213
13 CENTRAL BRAZIL UNION CONFERENCE
14 Central Sao Paulo Conference	13,262,302	384.18	427,362	12.38	46,015	460,131	63,746	3,248,469	17,508,025	507.17	34,521	425,441
15 East Sao Paulo Conference	11,112,992	297.44	418,553	11.20	31,377	472,016	7,868	3,295,637	15,338,443	410.54	37,362	418,173
16 Sao Paulo Conference	14,610,926	406.25	436,722	12.14	50,426	462,243	26,662	4,782,444	20,369,423	566.37	35,965	434,462
17 Sao Paulo Valley Conference	10,028,132	343.02	399,697	13.67	32,046	447,208	19,412	2,770,191	13,696,686	468.50	29,235	399,390
18 South Sao Paulo Conference	11,580,431	311.95	527,803	14.22	30,672	593,037	12,104	2,859,125	15,603,172	420.31	37,123	525,653
19 Southeast Sao Paulo Conference	6,217,519	334.73	208,866	11.24	11,171	218,852	23,741	1,686,972	8,367,121	450.45	18,575	208,655
20 Southwest Sao Paulo Conference	11,706,539	356.85	443,583	13.52	11,772	477,166	78,221	3,000,650	15,717,931	479.13	32,805	442,973
21 West Sao Paulo Conference	11,641,351	354.18	445,403	13.55	29,267	548,904	55,635	3,367,165	16,087,725	489.46	32,868	445,158
Totals	90,160,192	348.84	3,307,989	12.80	242,746	3,679,557	287,389	25,010,653	122,688,526	474.70	258,454	3,299,905
22 CHILE UNION MISSION
23 Central Chile Mission	1,772,973	254.74	81,614	11.73	1,904	85,365	238	490,200	2,432,294	349.47	6,960	81,566
24 Central South Chile Conference	5,358,100	277.62	216,099	11.20	8,753	232,947	2,383	1,293,151	7,111,433	368.47	19,300	215,723
25 Metropolitan Chile Conference	10,764,212	635.88	232,100	13.71	7,441	408,419	2,886	1,452,432	12,867,490	760.13	16,928	232,083

GENERAL STATISTICS BY DIVISIONS FOR 2018

Conference or Mission	Tithe and Offerings										Per Capita Basis	17
	7	8	9	10	11	12a	12b	13	14a	14b		
1	Tithe	Tithe Per Capita	World Mission Fund, Including Sabbath School	World Mission Fund Per Capita	Other General Conference Funds	Intradivision Funds	Ingatherings Funds	Local Church Funds	Total Tithe and Offerings	Total Tithe and Offerings Per Capita	Membership Basis for Per Capita Calculations June 30, 2017	Sabbath School Mission Offerings
	US\$	US\$	US\$	US\$	US\$	US\$	US\$	US\$	US\$	US\$	US\$	US\$
SOUTH AMERICAN DIVISION (CONT'D)												
CHILE UNION MISSION (CONT'D)												
26 North Chile Conference	3,103,280	257.06	143,509	11.89	26,166	187,817	7,021	905,795	4,373,588	362.29	12,072	143,224
27 Pacific Chile Mission	3,133,076	246.80	152,173	11.99	12,129	174,568	1,306	853,691	4,326,943	340.84	12,695	151,960
28 South Austral Chile Conference	4,515,468	204.18	207,982	9.40	5,010	240,595	9,601	1,115,837	6,094,493	275.58	22,115	207,951
29 South Metropolitan Chile Mission	2,738,870	240.93	122,930	10.81	6,207	152,611	3,076	643,872	3,667,566	322.62	11,368	122,923
Totals	31,385,979	309.41	1,156,407	11.40	67,610	1,482,322	26,511	6,754,978	40,873,807	402.94	101,438	1,155,430
EAST BRAZIL UNION MISSION												
31 Bahia Conference	9,791,963	228.09	503,827	11.74	23,027	613,102	...	2,901,989	13,833,908	322.24	42,931	503,546
32 Central Bahia Conference	6,241,374	176.11	337,219	9.52	12,134	399,130	3	1,626,035	8,615,895	243.11	35,440	337,015
33 North Bahia Mission	4,629,264	165.96	296,336	10.62	8,691	340,234	...	1,215,398	6,489,923	232.66	27,894	296,005
34 Sergipe Mission	4,564,895	174.94	289,244	11.08	3,350	316,283	...	1,291,809	6,465,581	247.78	26,094	289,222
35 South Bahia Conference	7,577,091	174.06	367,911	8.45	29,015	395,110	...	2,153,541	10,522,668	241.72	43,532	367,366
36 Southwest Bahia Mission	6,025,901	184.59	335,069	10.26	24,660	366,717	9	1,746,832	8,499,188	260.36	32,644	334,427
Totals	38,830,488	186.21	2,129,606	10.21	100,877	2,430,576	12	10,935,604	54,427,163	261.00	208,535	2,127,581
ECUADOR UNION MISSION												
37 North Ecuador Mission	3,480,432	110.21	208,881	6.61	7,151	256,894	2,349	1,330,014	5,285,721	167.38	31,579	208,237
39 South Ecuador Mission	3,334,832	118.10	205,050	7.26	8,045	238,212	401	1,332,407	5,118,947	181.29	28,237	204,339
Totals	6,815,264	113.94	413,931	6.92	15,196	495,106	2,750	2,662,421	10,404,668	173.94	59,816	412,576
NORTH BRAZIL UNION MISSION												
41 Maranhao Conference	10,488,622	139.46	579,093	7.70	14,721	645,292	1	2,755,910	14,483,639	192.57	75,211	578,595
42 North Para Conference	6,927,821	203.43	256,028	7.52	21,571	283,659	15	1,729,745	9,218,839	270.70	34,055	255,942
43 Para-Amapa Mission	5,133,629	141.24	209,768	5.77	18,951	263,273	6	1,175,050	6,800,677	187.10	36,348	209,641
44 South Maranhao Mission	5,979,799	116.71	411,059	8.02	9,707	444,866	1	1,899,684	8,745,116	170.68	51,236	409,102
45 South Para Conference	7,934,515	150.14	513,542	9.72	5,122	537,755	...	2,519,132	11,510,066	217.80	52,846	513,380
46 West Para Mission	4,794,130	128.04	337,014	9.00	12,291	376,773	15	1,553,436	7,073,659	188.92	37,442	336,978
Totals	41,258,516	143.69	2,306,504	8.03	82,363	2,551,618	38	11,632,957	57,831,996	201.41	287,138	2,303,638
NORTH PERU UNION MISSION												
48 East Central Peru Conference	5,022,091	158.95	165,679	5.24	257	231,476	...	1,267,426	6,686,929	211.64	31,596	165,650
49 North Pacific Conference	5,282,380	95.68	198,077	3.59	2,512	200,596	...	1,406,611	7,090,176	128.42	55,209	197,984
50 North Peru Mission	4,409,303	80.66	192,905	3.53	3,374	201,523	245	967,606	5,774,956	105.65	54,663	192,610
51 Northeast Peru Mission	3,110,686	76.81	126,772	3.13	1,381	129,070	98	793,489	4,161,496	102.76	40,499	126,759
52 West Central Peru Mission	3,581,790	104.76	164,453	4.81	(727)	166,041	(21)	1,062,715	4,974,251	145.49	34,190	164,449
Totals	21,406,250	99.03	847,886	3.92	6,797	928,706	32	5,497,847	28,687,808	132.72	216,157	847,452
NORTHEAST BRAZIL UNION MISSION												
54 Alagoas Mission	4,158,309	128.58	192,404	5.95	10,961	202,220	508	1,123,703	5,688,105	175.89	32,339	192,097
55 Ceara Conference	7,075,678	118.60	383,365	6.43	5,556	419,515	2,693	1,993,552	9,880,359	165.61	59,661	382,570
56 Central Pernambuco Conference	6,374,930	142.42	441,192	9.86	17,957	455,747	3	1,836,312	9,126,141	203.88	44,762	440,905
57 Northeast Brazil Mission	6,516,821	155.20	355,599	8.47	10,583	365,692	328	1,893,006	9,142,029	217.72	41,990	355,448
58 Pernambuco Conference	6,061,959	195.26	357,662	11.52	13,878	475,959	...	1,598,194	8,507,652	274.04	31,045	356,970
59 Piaui Mission	2,914,249	141.48	186,958	9.08	3,573	198,498	...	791,782	4,095,060	198.81	20,598	186,853
Totals	33,101,946	143.67	1,917,180	8.32	62,508	2,117,631	3,532	9,236,549	46,439,346	201.56	230,395	1,914,843
NORTHWEST BRAZIL UNION MISSION												
61 Amazonas-Roraima Conference	9,511,915	142.19	492,888	7.37	17,897	591,713	95	2,709,846	13,324,354	199.18	66,896	492,746
62 Central Amazon Conference	7,645,613	171.20	334,522	7.49	14,338	353,601	758	3,184,172	11,533,004	258.24	44,660	334,416
63 South Rondonia Conference	5,628,128	296.37	287,774	15.15	49,501	313,540	139	1,490,498	7,769,580	409.14	18,990	287,183
64 West Amazon Conference	7,242,535	209.63	369,892	10.71	29,294	386,440	150	1,923,410	9,914,503	615.18	34,549	369,468
Totals	30,028,191	181.88	1,485,076	9.00	111,030	1,645,294	1,142	9,307,926	42,578,659	257.90	165,095	1,483,813
PARAGUAY UNION OF CHURCHES MISS.												
65 Central Parana Conference	2,350,129	193.67	119,636	9.86	1,197	131,903	...	609,935	3,212,800	264.75	12,135	119,610
SOUTH BRAZIL UNION CONFERENCE												
67 Central Parana Conference	8,821,757	342.65	401,529	15.60	24,970	442,563	25,965	2,708,610	12,425,394	482.61	25,746	401,008
68 Central Rio Grande do Sul Conference	6,867,869	294.34	273,618	11.73	18,754	327,153	45,994	1,788,972	9,322,360	399.54	23,333	273,110
69 North Parana Conference	8,298,614	321.74	366,270	14.20	20,352	388,359	30,208	2,348,373	11,452,176	444.00	25,793	365,872
70 North Santa Catarina Conference	8,036,946	452.99	324,015	18.26	28,230	355,830	48,258	2,121,224	10,914,503	615.18	17,742	323,772
71 Rio Grande do Sul Conference	6,853,075	240.61	324,111	11.38	5,896	391,838	16,899	1,682,111	9,273,930	325.61	28,482	323,773
72 Santa Catarina Conference	8,681,382	397.74	439,771	20.15	21,162	573,284	46,957	2,289,479	12,052,035	552.16	21,827	439,733
73 South Parana Conference	7,759,111	376.55	368,133	17.87	26,386	398,706	15,819	2,637,860	11,206,015	543.82	20,606	366,993
74 West Parana Conference	5,869,518	344.98	239,300	14.06	6,240	288,487	16,621	1,570,699	7,990,865	469.66	17,014	239,287
75 Western Rio Grande do Sul Mission	7,006,420	665.25	314,183	29.83	16,321	355,521	13,673	1,728,180	9,434,298	895.77	10,532	313,915
Totals	68,194,692	356.90	3,050,930	15.97	168,311	3,521,741	260,394	18,875,508	94,071,576	492.33	191,075	3,047,463
SOUTH PERU UNION MISSION												
77 Central Andina Mission	1,639,195	76.32	52,365	2.44	82	53,964	...	334,834	2,080,440	96.87	21,477	52,365
78 Central Peru Conference	4,322,414	234.15	159,011	8.61	(704)	172,985	43	1,131,536	5,785,285	313.40	18,460	159,012
79 Central South Peru Mission	2,004,217	86.46	96,153	4.15	(163)	96,711	...	619,576	2,816,494	121.51	23,180	96,146
80 East Peru Mission	2,084,798	73.03	86,083	3.02	43	87,869	...	548,697	2,807,490	98.35	28,546	86,077
81 Lake Titicaca Mission	3,184,365	70.56	113,674	2.52	2,248	116,638	...	571,490	3,988,415	88.37	45,133	113,498
82 South Peru Mission	3,663,586	116.79	153,843	4.90	(142)	155,589	...	973,978	4,946,854	157.69	31,370	153,843
83 Southeast Peru Mission	2,091,837	68.03	71,011	2.31	(356)	72,458	2	469,219	2,704,171	87.95	30,747	71,042
Totals	18,990,412	95.47	732,140	3.68	1,008	756,214	45	4,649,330	25,129,149	126.33	198,913	731,983

STATISTICAL REPORT FOR 2018

Conference or Mission	Tithe and Offerings										Per Capita Basis	17
1	7	8	9	10	11	12a	12b	13	14a	14b	Membership Basis for Per Capita Calculations June 30, 2017	17
Conference or Mission	Tithe	Tithe Per Capita	World Mission Fund, Including Sabbath School	World Mission Fund Per Capita	Other General Conference Funds	Intradivision Funds	Ingathering Funds	Local Church Funds	Total Tithe and Offerings	Total Tithe and Offerings Per Capita	Membership Basis for Per Capita Calculations June 30, 2017	Sabbath School Mission Offerings
	US\$	US\$	US\$	US\$	US\$	US\$	US\$	US\$	US\$	US\$	US\$	US\$
SOUTH AMERICAN DIVISION (CONT'D)												
84 SOUTHEAST BRAZIL UNION CONF.												
85 Central Minas Conference	9,786,741	317.32	413,254	13.40	38,365	483,316	89	2,692,277	13,414,042	434.93	30,842	412,960
86 East Minas Conference	5,038,367	263.38	194,649	10.18	2,723	233,832	...	1,423,869	6,893,440	360.35	19,130	194,565
87 Espirito Santo Conference	7,646,416	286.53	274,698	10.29	13,642	302,581	6	1,863,199	10,100,542	378.50	26,686	275,280
88 North Minas Mission	2,923,849	207.76	172,058	12.23	2,641	177,184	...	829,124	4,104,856	291.68	14,073	171,948
89 Rio de Janeiro Conference	6,872,833	421.65	288,109	17.68	13,696	317,814	...	1,800,880	9,293,332	570.14	16,300	287,683
90 Rio Fluminense Conference	6,749,201	329.76	277,310	13.55	32,400	302,729	111	1,768,170	9,129,921	446.08	20,467	276,510
91 South Espirito Santo Conference	7,232,316	272.97	278,197	10.50	12,685	302,279	...	1,861,482	9,686,959	365.61	26,495	277,602
92 South Minas Conference	6,291,654	274.55	209,608	9.15	18,762	248,317	616	1,717,334	8,486,291	370.32	22,916	209,220
93 South Rio Conference	8,792,301	324.59	421,107	15.55	17,064	450,536	14,789	2,384,019	12,079,816	445.96	27,087	420,953
Totals	61,333,678	300.66	2,528,990	12.40	151,978	2,818,588	15,611	16,340,354	83,189,199	407.80	203,996	2,526,721
94 URUGUAY UNION OF CHURCHES MISS.	2,374,559	305.41	73,059	9.40	3,952	82,913	10	565,691	3,100,184	398.74	7,775	72,804
WEST CENTRAL BRAZIL UNION MISS.												
96 Central Brazil Conference	9,158,057	338.94	482,311	17.85	29,630	525,245	934	3,282,963	13,479,140	498.86	27,020	479,568
97 Central Planalto Conference	11,926,010	396.94	409,221	13.62	41,455	456,683	...	4,124,035	16,957,404	564.40	30,045	408,526
98 Mato Grosso Conference	12,814,443	409.83	631,359	20.19	34,475	665,185	...	4,117,926	18,263,388	584.09	31,268	629,184
99 South Mato Grosso Conference	8,356,510	391.02	393,088	18.39	22,990	436,291	...	2,283,711	11,492,590	537.77	21,371	391,857
100 Tocantins Mission	3,516,623	268.83	195,424	14.94	9,657	208,806	1	1,072,579	5,003,090	382.47	13,081	195,292
Totals	45,771,643	372.78	2,111,403	17.20	138,207	2,292,210	935	14,881,214	65,195,612	530.97	122,785	2,104,427
101 ATTACHED FIELD												
102 Falkland Islands (Malvinas) Field Station	9,506	...	146	585	10,237	146
SOUTH AMERICAN DIVISION.												
104 Argentina Union Conference	27,169,870	237.07	750,673	6.55	46,102	894,689	247	7,456,810	36,318,391	316.89	114,609	749,313
105 Bolivia Union Mission	11,303,326	91.28	578,374	4.67	16,636	595,181	102	3,159,770	15,653,389	126.40	123,837	578,213
106 Central Brazil Union Conference	90,160,192	348.84	3,307,989	12.80	242,746	3,679,557	287,389	25,010,653	122,688,526	474.70	258,454	3,299,905
107 Chile Union Mission	31,385,979	309.41	1,156,407	11.40	67,610	1,482,322	26,511	6,754,978	40,873,807	402.94	101,438	1,155,430
108 East Brazil Union Mission	38,830,488	186.21	2,129,606	10.21	100,877	2,430,576	12	10,935,604	54,427,163	261.00	208,535	2,127,581
109 Ecuador Union Mission	6,815,264	113.94	413,931	6.92	15,196	495,106	2,750	2,662,421	10,404,668	173.94	59,816	412,576
110 North Brazil Union Mission	41,258,516	143.69	2,306,504	8.03	82,363	2,551,618	38	11,632,957	57,831,996	201.41	287,138	2,303,638
111 North Peru Union Mission	21,406,250	99.03	847,886	3.92	6,797	928,706	322	5,497,847	28,687,808	132.72	216,157	847,452
112 Northeast Brazil Union Mission	33,101,946	143.67	1,917,180	8.32	62,508	2,117,631	3,532	9,236,549	46,439,346	201.56	230,395	1,914,843
113 Northwest Brazil Union Mission	30,028,191	181.88	1,485,076	9.00	111,030	1,645,294	1,142	9,307,926	42,578,659	257.90	165,095	1,483,813
114 Paraguay Union of Churches Mission	2,350,129	193.67	119,636	9.86	1,197	131,903	...	609,935	3,212,800	264.75	12,135	119,610
115 South Brazil Union Conference	68,194,692	356.90	3,050,930	15.97	168,311	3,521,741	260,394	18,875,508	94,071,576	492.33	191,075	3,047,463
116 South Peru Union Mission	18,990,412	95.47	732,140	3.68	1,008	756,214	45	4,649,330	25,129,149	126.33	198,913	731,983
117 Southeast Brazil Union Conference	61,333,678	300.66	2,528,990	12.40	151,978	2,818,588	15,611	16,340,354	83,189,199	407.80	203,996	2,526,721
118 Uruguay Union of Churches Mission	2,374,559	305.41	73,059	9.40	3,952	82,913	10	565,691	3,100,184	398.74	7,775	72,804
119 West Central Brazil Union Mission	45,771,643	372.78	2,111,403	17.20	138,207	2,292,210	935	14,881,214	65,195,612	530.97	122,785	2,104,427
120 Attached Field	9,506	...	146	585	10,237	146
DIVISION TOTALS	530,484,641	212.01	23,509,930	9.40	1,216,518	26,424,834	599,040	147,577,547	729,812,510	291.67	2,502,153	23,475,918
SOUTH PACIFIC DIVISION												
1 AUSTRALIAN UNION CONFERENCE.												
2 Greater Sydney Conference	10,538,298	1,114.57	456,000	48.23	169,519	334,928	144,340	4,257,443	15,900,528	1,681.71	9,455	398,085
3 North New South Wales Conference	11,307,043	959.12	722,447	61.28	148,662	215,747	108,926	4,688,820	17,191,645	1,458.28	11,789	625,288
4 Northern Australian Conference	2,532,318	949.14	141,658	53.10	32,191	108,472	17,179	914,636	3,746,454	1,404.22	2,668	124,423
5 South Australian Conference	2,878,549	959.20	144,415	48.12	16,886	130,126	34,424	1,791,308	4,995,708	1,664.68	3,001	127,546
6 South New South Wales Conference	2,680,960	948.01	171,465	60.63	35,967	90,799	17,552	1,347,890	4,344,633	1,536.29	2,828	150,245
7 South Queensland Conference	10,688,559	877.91	667,614	54.83	167,635	395,425	78,745	5,223,787	17,221,765	1,414.52	12,175	592,143
8 Tasmanian Conference	1,098,716	920.20	87,165	73.00	17,190	55,395	19,635	285,020	1,563,121	1,309.15	1,194	73,234
9 Victorian Conference	10,921,018	998.26	572,089	52.29	136,943	365,572	120,456	3,890,471	16,006,549	1,463.12	10,940	494,772
10 Western Australian Conference	5,160,446	802.81	358,028	55.70	102,796	331,907	42,037	2,457,489	8,452,703	1,314.98	6,428	284,075
Totals	57,805,907	955.82	3,320,881	54.91	827,789	2,028,371						

GENERAL STATISTICS BY DIVISIONS FOR 2018

Conference or Mission	Tithe and Offerings										Per Capita Basis	17
	7	8	9	10	11	12a	12b	13	14a	14b		
1	Tithe	Tithe Per Capita	World Mission Fund, Including Sabbath School	World Mission Fund Per Capita	Other General Conference Funds	Intradivision Funds	Ingathering Funds	Local Church Funds	Total Tithe and Offerings	Total Tithe and Offerings Per Capita	Membership Basis for Per Capita Calculations June 30, 2017	Sabbath School Mission Offerings
	US\$	US\$	US\$	US\$	US\$	US\$	US\$	US\$	US\$	US\$	US\$	US\$
SOUTH PACIFIC DIVISION (CONT'D)												
PAPUA NEW GUINEA UNION MISSION (CONT'D)												
26 Sepik Mission	594,857	44.32	62,507	4.66	4,017	42,830	...	147,026	851,237	63.42	13,423	52,929
27 South West Papua Mission	91,670	8.36	6,021	0.55	363	4,948	...	13,269	116,271	10.61	10,963	4,777
28 Western Highlands Mission	1,874,318	24.23	204,693	2.65	11,732	128,996	...	450,180	2,669,919	34.51	77,364	175,352
Totals	12,727,972	42.37	1,099,540	3.66	67,577	798,080	...	2,834,532	17,527,701	58.35	300,399	911,217
29 TRANS PACIFIC UNION MISSION	23,305	375.89	1,007	16.24	72	904	...	3,666	28,954	467.00	62	943
30 American Samoa Region	669,759	400.09	43,950	26.25	3,121	32,834	...	159,952	909,616	543.38	1,674	41,130
31 Fiji Mission	2,334,735	90.87	144,657	5.63	10,274	110,544	...	376,044	2,976,254	115.84	25,693	135,376
32 Kiribati Mission	257,325	98.03	8,388	3.20	596	8,727	...	21,805	296,841	113.08	2,625	7,850
33 Niue Field Station	2,519	139.94	199	11.06	14	139	...	518	3,389	188.28	18	186
34 Samoa-Tokelau Mission	707,805	94.12	48,264	6.42	3,428	35,530	...	125,466	920,493	122.41	7,520	45,168
35 Solomon Islands Mission	3,599,868	69.15	197,347	3.79	14,016	158,688	...	513,017	4,482,936	86.12	52,056	184,686
36 Tonga Mission	434,429	130.66	26,778	8.05	1,902	20,506	...	69,611	553,226	166.38	3,325	25,060
37 Tuvalu Region	22,043	64.27	1,962	5.72	139	1,317	...	5,101	30,562	89.10	343	1,836
38 Vanuatu Mission	2,061,525	85.93	79,185	3.30	5,624	75,398	...	206,131	2,427,863	101.19	23,992	74,105
Totals	10,113,313	86.21	551,737	4.70	39,186	444,587	...	1,481,311	12,630,134	107.67	117,308	516,340
<i>Note—Statistics for Nauru Attached Church are on the Trans Pacific Union row.</i>												
39 SOUTH PACIFIC DIVISION	201,746	201,746
40 Australian Union Conference	57,805,907	955.82	3,320,881	54.91	827,789	2,028,371	583,294	24,856,864	89,423,106	1,478.61	60,478	2,869,811
41 New Zealand Pacific Union Conference	13,787,940	686.31	539,316	26.84	186,879	582,750	5,896	9,036,614	24,139,395	1,201.56	20,090	473,698
42 Papua New Guinea Union Mission	12,727,972	42.37	1,099,540	3.66	67,577	798,080	...	2,834,532	17,527,701	58.35	300,399	911,217
43 Trans Pacific Union Mission	10,113,313	86.21	551,737	4.70	39,186	444,587	...	1,481,311	12,630,134	107.67	117,308	516,340
DIVISION TOTALS	94,636,878	189.93	5,511,474	11.06	1,121,431	3,853,788	589,190	38,209,321	143,922,082	288.84	498,275	4,771,066
SOUTHERN AFRICA-INDIAN OCEAN DIVISION												
1 BOTSWANA UNION CONFERENCE	5,204	5,204	100,998
2 North Botswana Conference	936,887	39.05	41,940	1.75	...	62,910	...	104,850	1,146,587	47.79	23,992	...
3 South Botswana Conference	2,399,767	116.71	77,891	3.79	...	116,836	...	194,727	2,789,221	135.65	20,562	...
Totals	3,341,858	75.01	119,831	2.69	...	179,746	...	299,577	3,941,012	88.45	44,554	100,998
4 INDIAN OCEAN UNION CONFERENCE	40,292	40,292	141,248
5 Central Malagasy Conference	1,930,838	44.34	27,081	0.62	...	40,622	...	67,704	2,066,245	47.45	43,545	...
6 East Malagasy Conference	487,910	24.94	30,267	1.55	...	45,400	...	75,667	639,244	32.68	19,563	...
7 Mauritius Conference	1,387,831	275.64	54,108	10.75	...	81,162	...	135,270	1,658,371	329.37	5,035	...
8 Mayotte Field Station	76,188	718.75	3,565	33.63	...	5,348	...	8,913	94,014	886.92	106	...
9 North Malagasy Conference	864,271	27.08	58,677	1.84	...	88,016	...	146,694	1,157,658	36.27	31,918	...
10 North West Malagasy Conference	405,464	12.27	30,563	0.93	...	45,845	...	76,408	558,280	16.90	33,033	...
11 Reunion Conference	927,897	622.75	48,478	32.54	...	72,717	...	121,195	1,170,287	785.43	1,490	...
12 Seychelles Mission	422,969	441.51	18,805	19.63	...	28,207	...	47,012	516,993	539.66	958	...
13 South East Malagasy Conference	299,189	16.23	14,275	0.77	...	21,413	...	35,688	370,565	20.10	18,439	...
14 South West Malagasy Conference	80,953	9.77	2,624	0.32	...	3,936	...	6,559	94,072	11.36	8,284	...
Totals	6,923,802	42.64	288,443	1.78	...	432,666	...	721,110	8,366,021	51.52	162,371	141,248
15 MALAWI UNION CONFERENCE	31,554	31,554	225,860
16 Central Malawi Conference	2,223,716	25.38	93,088	1.06	...	139,631	...	232,719	2,689,154	30.70	87,600	...
17 North Malawi Conference	593,861	6.80	28,039	0.32	...	42,058	...	70,097	734,055	8.40	87,353	...
18 South Malawi Conference	2,592,169	7.29	132,414	0.37	...	198,622	...	331,036	3,254,241	9.15	355,814	...
Totals	5,441,300	10.25	253,541	0.48	...	380,311	...	633,852	6,709,004	12.64	530,767	225,860
19 MOZAMBIQUE UNION MISSION	7,419	7,419	80,811
20 Central Mission	363,551	4.61	29,813	0.38	...	44,719	...	74,531	512,614	6.50	78,851	...
21 North Mission	146,231	0.61	25,344	0.11	...	38,016	...	63,360	272,951	1.14	240,152	...
22 North-East Mission	93,148	6.63	9,759	0.70	...	14,638	...	24,397	141,942	10.11	14,039	...
23 South Mission	407,231	14.08	26,937	0.93	...	40,406	...	67,343	541,917	18.74	28,920	...
Totals	1,017,580	2.81	91,853	0.25	...	137,779	...	229,631	1,476,843	4.08	361,962	80,811
24 NORTH-EASTERN ANGOLA UNION MISS.	220,648
25 Angola East Mission	692,285	14.06	33,654	0.68	...	50,481	...	84,134	860,554	17.47	49,253	...
26 Angola North Mission	1,959,902	32.35	86,547	1.43	...	129,820	...	216,367	2,392,636	39.50	60,580	...
27 Angola North-Eastern Mission	523,346	15.31	85,155	2.49	...	127,732	...	212,887	949,120	27.77	34,173	...
28 Angola South Luanda and Cabinda Mission	2,709,356	44.72	96,163	1.59	...	144,244	...	240,406	3,190,169	52.66	60,580	...
Totals	5,884,889	28.76	301,519	1.47	...	452,277	...	753,794	7,392,479	36.13	204,586	220,648
29 NORTHERN ZAMBIA UNION CONF.	582,276
30 Copperbelt Zambia Conference	3,459,804	18.04	259,560	1.35	...	389,339	...	648,899	4,757,602	24.81	191,753	...
31 Luapula Zambia Conference	538,339	8.54	25,872	0.41	...	38,808	...	64,681	667,700	10.59	63,032	...
32 Midlands Zambia Conference	3,293,749	18.35	309,382	1.72	...	464,072	...	773,454	4,840,657	26.97	179,476	...
33 North Zambia Field	689,789	8.90	66,725	0.86	...	100,088	...	166,813	1,023,415	13.20	77,514	...
Totals	7,981,681	15.60	661,539	1.29	...	992,307	...	1,653,847	11,289,374	22.06	511,775	582,276

STATISTICAL REPORT FOR 2018

Conference or Mission	Tithe and Offerings										Per Capita Basis	
	7	8	9	10	11	12a	12b	13	14a	14b	Membership Basis for Per Capita Calculations June 30, 2017	17
	Tithe	Tithe Per Capita	World Mission Fund, Including Sabbath School	World Mission Fund Per Capita	Other General Conference Funds	Intradivision Funds	Ingatherings Funds	Local Church Funds	Total Tithe and Offerings	Total Tithe and Offerings Per Capita		
US\$	US\$	US\$	US\$	US\$	US\$	US\$	US\$	US\$	US\$	US\$	US\$	US\$
SOUTHERN AFRICA-INDIAN OCEAN DIVISION (CONT'D)												
34 SOUTHERN AFRICA UNION CONF												478,181
35 Cape Conference	7,127,089	164.20	201,114	4.63		301,671		502,784	8,132,658	187.36	43,406	
36 KwaZulu Natal-Free State Conference	2,957,877	155.08	68,385	3.59		102,578		170,963	3,299,803	173.01	19,073	
37 Lesotho Conference	370,012	38.40	7,724	0.80		11,586		19,311	408,633	42.41	9,635	
38 North Namibia Conference	992,517	65.72	38,054	2.52		57,081		95,135	1,182,787	78.31	15,103	
39 Northern Conference	8,523,042	420.58	43,061	2.12		64,592		107,653	8,738,348	431.20	20,265	
40 South Namibia Conference	1,306,812	223.31	28,759	4.91		43,138		71,897	1,450,606	247.88	5,852	
41 Swaziland Conference	700,169	83.55	24,735	2.95		37,102		61,837	823,843	98.31	8,380	
42 Trans-Orange Conference	6,829,729	128.13	165,897	3.11		248,845		414,742	7,659,213	143.69	53,302	
Totals	28,807,247	164.60	577,729	3.30		866,593		1,444,322	31,695,891	181.10	175,016	478,181
SOUTHERN ZAMBIA UNION CONF												
43 SOUTHERN ZAMBIA UNION CONF												478,096
44 East Zambia Field	476,072	14.55	19,658	0.60		29,486		49,144	574,360	17.56	32,710	
45 Lusaka Conference	4,487,756	26.64	285,597	1.70		428,395		713,992	5,915,740	35.11	168,487	
46 South Zambia Conference	2,660,542	7.66	210,828	0.61		316,242		527,070	3,714,682	10.70	347,111	
47 West Zambia Field	563,809	6.58	33,358	0.39		50,036		83,384	730,587	8.53	85,682	
Totals	8,188,179	12.92	549,441	0.87		824,159		1,373,590	10,935,369	17.25	633,990	478,096
SOUTH-WESTERN ANGOLA UNION MISS												
48 SOUTH-WESTERN ANGOLA UNION MISS												213,093
49 Central Association Mission	3,091,701	19.92	207,878	1.34		311,817		519,694	4,131,090	26.62	155,174	
50 South Association Mission	1,566,760	17.64	123,589	1.39		185,383		308,971	2,184,703	24.60	88,794	
Totals	4,658,461	19.09	331,467	1.36		497,200		828,665	6,315,793	25.89	243,968	213,093
ZIMBABWE CENTRAL UNION CONF												
51 ZIMBABWE CENTRAL UNION CONF												
52 Central Zimbabwe Conference	5,748		239			359		598	6,944			
53 North-West Zimbabwe Conference	2,303,440	15.52	136,391	0.92		204,587		340,979	2,985,397	20.11	148,433	
Totals	1,631,772	11.28	152,487	1.05		228,730		381,217	2,394,206	16.55	144,631	
Totals	3,940,960	13.45	289,117	0.99		433,676		722,794	5,386,547	18.38	293,064	
ZIMBABWE EAST UNION CONF												
54 ZIMBABWE EAST UNION CONF												195,526
55 East Zimbabwe Conference	3,128		650			975		1,625	6,378			
56 North Zimbabwe Conference	4,484,977	24.39	155,116	0.84		232,674		387,791	5,260,558	28.61	183,865	
Totals	4,092,069	26.69	165,054	1.08		247,581		412,636	4,917,340	32.08	153,297	
Totals	8,580,174	25.45	320,820	0.95		481,230		802,052	10,184,276	30.21	337,162	195,526
ZIMBABWE WEST UNION CONF												
57 ZIMBABWE WEST UNION CONF												
58 South Zimbabwe Conference	1,977,396	18.72	138,891	1.31		208,336		347,227	2,671,850	25.30	105,625	
59 West Zimbabwe Conference	2,300,294	13.80	175,462	1.05		263,193		438,655	3,177,604	19.07	166,661	
Totals	4,277,690	15.71	314,353	1.15		471,529		785,882	5,849,454	21.48	272,286	
ATTACHED FIELD												
60 ATTACHED FIELD												
61 Sao Tome and Principe Mission	298,125	37.90	16,982	2.16		25,473		42,455	383,035	48.69	7,867	
SOUTHERN AFRICA-INDIAN OCEAN DIV												
62 SOUTHERN AFRICA-INDIAN OCEAN DIV												690
63 Botswana Union Conference	111,321		903						112,224			690
64 Indian Ocean Union Conference	3,341,858	75.01	119,831	2.69		179,746		299,577	3,941,012	88.45	44,554	100,998
65 Malawi Union Conference	6,923,802	42.64	288,443	1.78		432,666		721,110	8,366,021	51.52	162,371	141,248
66 Mozambique Union Mission	5,441,300	10.25	253,541	0.48		380,311		633,852	6,709,004	12.64	530,767	225,860
67 North-Eastern Angola Union Mission	1,017,580	2.81	91,853	0.25		137,779		229,631	1,476,843	4.08	361,962	80,811
68 Northern Zambia Union Conference	5,884,889	28.76	301,519	1.47		452,277		753,794	7,392,479	36.13	204,586	220,648
69 Southern Africa Union Conference	7,981,681	15.60	661,539	1.29		992,307		1,653,847	11,289,374	22.06	511,775	582,276
70 Southern Zambia Union Conference	28,807,247	164.60	577,729	3.30		866,593		1,444,322	31,695,891	181.10	175,016	478,181
71 South-Western Angola Union Mission	8,188,179	12.92	549,441	0.87		824,159		1,373,590	10,935,369	17.25	633,990	478,096
72 Zimbabwe Central Union Conference	4,658,461	19.09	331,467	1.36		497,200		828,665	6,315,793	25.89	243,968	213,093
73 Zimbabwe East Union Conference	3,940,960	13.45	289,117	0.99		433,676		722,794	5,386,547	18.38	293,064	
74 Zimbabwe West Union Conference	8,580,174	25.45	320,820	0.95		481,230		802,052	10,184,276	30.21	337,162	195,526
75 Attached Field	4,277,690	15.71	314,353	1.15		471,529		785,882	5,849,454	21.48	272,286	
DIVISION TOTALS	298,125	37.90	16,982	2.16		25,473		42,455	383,035	48.69	7,867	
Totals	89,453,267	23.67	4,117,538	1.09		6,174,946		10,291,571	110,037,322	29.12	3,779,368	2,717,427

SOUTHERN ASIA DIVISION

1 EAST-CENTRAL INDIA UNION SECTION							56,283		56,283			
2 Adilabad Region											11,043	
3 East Telangana Section	84,702	1.27	150	0.00	19			53	84,924	1.27	66,825	112
4 Guntur Region	97,480	1.27	121	0.00	15			21	97,667	1.28	76,467	91
5 Hyderabad Metro Section	107,755	14.69	3,301	0.45	413			2,219	113,688	15.50	7,333	2,476
6 North Andhra Section	280,265	1.71	1,152	0.01	144			1,140	282,701	1.72	164,235	864
7 North Orissa Region	29,044	4.56	32	0.01	4			15	29,095	4.57	6,373	23
8 North Rayalaseema Section	61,829	0.89	137	0.00	17			39	62,022	0.89	69,371	103
9 Northeast Andhra Section	40,531	0.82	1,070	0.02	134			225	41,960	0.85	49,404	802
10 Orissa Section	51,785	1.13	497	0.01	62			217	52,561	1.15	45,701	373
11 South Andhra Section	299,341	2.23	1,817	0.01	227			453	301,838	2.24	134,473	1,363
12 South Rayalaseema Section	50,371	0.65	352	0.00	44			107	50,874	0.65	78,085	264
13 Southeast Andhra Section	114,551	0.77	313	0.00	39			224	115,127	0.77	148,965	234
14 Vishaka Metro Region	60,200	6.83	1,402	0.16	175			709	62,486	7.09	8,812	1,052
15 West Telangana Section	77,310	0.64	196	0.00	25			74	77,605	0.65	119,918	147
Totals	1,355,164	1.37	10,540	0.01	1,318		56,283	5,526	1,428,831	1.45	987,005	7,904

GENERAL STATISTICS BY DIVISIONS FOR 2018

Conference or Mission	Tithe and Offerings										Per Capita Basis	
	7	8	9	10	11	12a	12b	13	14a	14b	17	
Conference or Mission	Tithe	Tithe Per Capita	World Mission Fund, Including Sabbath School	World Mission Fund Per Capita	Other General Conference Funds	Intradivision Funds	Ingatherng Funds	Local Church Funds	Total Tithe and Offerings	Total Tithe and Offerings Per Capita	Membership Basis for Per Capita Calculations June 30, 2017	Sabbath School Mission Offerings
	US\$	US\$	US\$	US\$	US\$	US\$	US\$	US\$	US\$	US\$	US\$	US\$
SOUTHERN ASIA DIVISION (CONT'D)												
16 NORTHEAST INDIA UNION SECTION
17 Arunachal Pradesh Region	43,461	130.91	1,664	5.01	184	692	46,001	138.56	332	1,297
18 Assam Region	50,534	9.44	5,078	0.95	614	1,713	57,939	10.82	5,353	3,849
19 Garo Section	383,816	35.85	28,721	2.68	2,683	9,260	424,480	39.65	10,705	23,356
20 Khasi Jaintia Conference	415,153	84.69	21,637	4.41	2,238	7,942	446,970	91.18	4,902	17,254
21 Manipur Conference	544,230	75.84	30,491	4.25	3,609	8,803	587,133	81.82	7,176	23,271
22 Mizo Conference	1,144,928	54.63	57,244	2.73	5,449	20,847	1,228,468	58.61	20,959	46,346
23 Nagaland Region	86,084	114.78	3,801	5.07	423	1,324	91,632	122.18	750	2,956
Totals	2,668,206	53.18	148,636	2.96	15,200	50,581	2,882,623	57.45	50,177	118,329
24 NORTHERN INDIA UNION SECTION	44,138	...	44,138
25 Bihar Region	8,667	1.92	375	0.08	46	211	9,299	2.06	4,516	284
26 Chhattisgarh Region	7,870	1.61	465	8,335	1.70	4,896	...
27 Delhi Metro Region	112,241	30.91	5,456	1.50	682	2,291	120,670	33.23	3,631	4,092
28 Eastern Jharkhand Section	28,593	5.78	1,328	0.27	166	806	30,893	6.24	4,947	996
29 Eastern Uttar Pradesh Section	24,965	0.54	2,550	0.06	319	1,174	29,008	0.63	45,974	1,913
30 Haryana Region	8,293	...
31 Himachal Pradesh Region	10,281	2.10	206	0.04	26	10,513	2.15	4,901	155
32 Madhya Pradesh Region	13,884	18.54	604	0.81	75	361	14,924	19.93	749	453
33 North Bengal Section	87,233	7.63	8,021	0.70	739	2,463	98,456	8.61	11,433	6,544
34 North India Section	94,330	6.73	4,610	0.33	576	1,581	101,097	7.21	14,026	3,458
35 Rajasthan Section	7,576	...
36 South Bengal Section	46,983	2.17	1,014	0.05	127	520	48,644	2.25	21,654	760
37 Upper Ganges Section	80,232	4.68	1,004	0.06	126	547	81,909	4.78	17,139	753
38 Uttarakhand Region	14,521	35.16	454	1.10	57	15,032	36.40	413	340
39 Western Jharkhand Section	183,668	19.55	8,721	0.93	1,024	4,472	197,885	21.06	9,396	6,674
40 Western Uttar Pradesh Region	30,046	1.48	935	0.05	117	526	31,624	1.56	20,233	701
Totals	743,514	4.14	35,278	0.20	4,080	...	44,138	15,417	842,427	4.69	179,777	27,123
41 SOUTH-CENTRAL INDIA UN SECTION	42,815	...	42,815
42 Bangalore Metro Conference	663,441	42.23	39,066	2.49	4,883	13,247	720,637	45.87	15,711	29,299
43 Goa-West Karnataka Section	46,200	2.03	3,623	0.16	453	1,170	51,446	2.26	22,717	2,717
44 Kolar-Chinthamani Region	16,809	1.39	1,981	0.16	248	900	19,938	1.65	12,067	1,486
45 North Karnataka Section	26,404	1.28	3,346	0.16	418	2,193	32,361	1.56	20,679	2,509
46 Raichur-Bellary Region	10,596	5.71	1,355	0.73	169	660	12,780	6.89	1,855	1,017
47 South Karnataka Section	67,792	16.06	5,584	1.32	698	1,966	76,040	18.01	4,222	4,188
Totals	831,242	10.76	54,955	0.71	6,869	...	42,815	20,136	956,017	12.38	77,251	41,216
48 SOUTHEAST INDIA UNION SECTION	115,324	...	115,324
49 Chennai Metro Section	424,281	24.79	28,161	1.65	3,507	10,574	466,523	27.26	17,113	21,148
50 Coimbatore Tirupur Region	92,396	20.24	4,812	1.05	602	1,805	99,615	21.83	4,564	3,609
51 Dharmapuri Region	171,094	38.61	15,032	3.39	1,879	5,637	193,642	43.70	4,431	11,274
52 Erode Nilgiris Section	110,590	12.38	7,415	0.83	927	2,781	121,713	13.63	8,931	5,561
53 Kanchipuram-Chengalpattu Section	96,408	40.10	5,584	2.32	698	2,094	104,784	43.59	2,404	4,188
54 North Tamil Conference	189,354	6.74	16,428	0.59	2,053	6,160	213,995	7.62	28,079	12,321
55 Pudukottai-Thirumayam Region	29,936	23.93	2,789	2.23	349	1,046	34,120	27.27	1,251	2,091
56 Sivagangai Ramanathapuram Section	31,851	4.90	2,098	0.32	262	787	34,998	5.38	6,501	1,574
57 South Tamil Conference	561,220	14.47	46,540	1.20	5,818	17,453	631,031	16.26	38,798	34,905
58 Thanjavur-Karaikal Section	113,836	18.05	6,827	1.08	853	2,560	124,076	19.68	6,306	5,120
59 Theni-Periyakulam Region	23,858	6.47	1,827	0.50	228	685	26,598	7.22	3,685	1,370
60 Vellore Region	124,579	24.68	9,507	1.88	1,188	3,565	138,839	27.51	5,047	7,130
61 Villupuram-Tindivanam Region	50,962	14.34	3,653	1.03	457	1,370	56,442	15.88	3,554	2,740
Totals	2,020,365	15.46	150,673	1.15	18,821	...	115,324	56,517	2,361,700	18.07	130,664	113,031
62 SOUTHWEST INDIA UNION SECTION	26,541	...	26,541
63 Alappuzha-Pathanamthitta Section	75,005	40.00	5,856	3.12	732	1,672	83,265	44.41	1,875	4,392
64 Idukki Section	45,476	9.42	2,451	0.51	306	890	49,123	10.18	4,826	1,838
65 Malabar Region	12,954	8.76	1,476	1.00	184	544	15,158	10.26	1,478	1,107
66 North Kerala Section	188,185	23.63	12,650	1.59	1,581	4,635	207,051	26.00	7,963	9,487
67 South Kerala Section	225,026	10.62	18,202	0.86	2,275	6,680	252,183	11.90	21,196	13,651
Totals	546,646	14.64	40,635	1.09	5,078	...	26,541	14,421	633,321	16.96	37,338	30,475
68 WESTERN INDIA UNION SECTION	41,935	...	41,935
69 Central Maharashtra Conference	320,119	15.72	17,056	0.84	2,132	4,715	344,022	16.89	20,365	12,792
70 Gujarat Conference	225,622	9.50	16,110	0.68	2,014	3,924	247,670	10.42	23,759	12,083
71 Mumbai Metro Section	79,124	7.71	3,083	0.30	385	1,394	83,986	8.19	10,260	2,313
72 North Maharashtra Section	52,640	1.32	1,809	0.05	226	502	55,177	1.38	39,986	1,357
73 Saurashtra Region	9,360	2.64	255	0.07	32	97	9,744	2.75	3,547	191
74 South Gujarat Region	18,152	6.36	1,782	0.62	223	375	20,532	7.20	2,852	1,337
75 South Maharashtra Section	52,451	5.38	1,479	0.15	185	788	54,903	5.63	9,745	1,109
76 Vidarbha Region (Nagpur)	14,657	1.19	1,604	0.13	200	925	17,386	1.41	12,304	1,203
Totals	772,125	6.29	43,178	0.35	5,397	...	41,935	12,720	875,355	7.13	122,818	32,385

STATISTICAL REPORT FOR 2018

Conference or Mission	Tithe and Offerings										Per Capita Basis	
	7	8	9	10	11	12a	12b	13	14a	14b	Basis	17
	Tithe	Tithe Per Capita	World Mission Fund, Including Sabbath School	World Mission Fund Per Capita	Other General Conference Funds	Intradivision Funds	Ingathering Funds	Local Church Funds	Total Tithe and Offerings	Total Tithe and Offerings Per Capita	Membership Basis for Per Capita Calculations June 30, 2017	Sabbath School Mission Offerings
	US\$	US\$	US\$	US\$	US\$	US\$	US\$	US\$	US\$	US\$	US\$	US\$

SOUTHERN ASIA DIVISION (CONT'D)

77 ATTACHED FIELDS												
78 Andaman and Nicobar Island Region	2,778	9.29	1,149	3.84	144			168	4,239	14.18	299	862
79 East Himalayan Field	5,340	7.04	523	0.69	65			284	6,212	8.18	759	392
80 Himalayan Section	29,739	3.20	3,437	0.37	550			1,301	35,027	3.77	9,294	3,299
Totals	37,857	3.66	5,109	0.49	759			1,753	45,478	4.39	10,352	4,553

81 SOUTHERN ASIA DIVISION												
82 East-Central India Union Section	1,355,164	1.37	10,540	0.01	1,318		56,283	5,526	1,428,831	1.45	987,005	7,904
83 Northeast India Union Section	2,668,206	53.18	148,636	2.96	15,200			50,581	2,882,623	57.45	50,177	118,329
84 Northern India Union Section	743,514	4.14	35,278	0.20	4,080		44,138	15,417	842,427	4.69	179,777	27,123
85 South-Central India Union Section	831,242	10.76	54,955	0.71	6,869		42,815	20,136	956,017	12.38	77,251	41,216
86 Southeast India Union Section	2,020,365	15.46	150,673	1.15	18,821		115,324	56,517	2,361,700	18.07	130,664	113,031
87 Southwest India Union Section	546,646	14.64	40,635	1.09	5,078		26,541	14,421	633,321	16.96	37,338	30,475
88 Western India Union Section	772,125	6.29	43,178	0.35	5,397		41,935	12,720	875,355	7.13	122,818	32,385
89 Attached Fields	37,857	3.66	5,109	0.49	759			1,753	45,478	4.39	10,352	4,553
DIVISION TOTALS	8,975,119	5.63	489,004	0.31	57,522		327,036	177,071	10,025,752	6.28	1,595,382	375,016

SOUTHERN ASIA-PACIFIC DIVISION

1 BANGLADESH UNION MISSION	25,143		4,084			4,803		8,887	42,917			14,131
2 East Bangladesh Mission	96,253	20.95	4,838	1.05		5,689		10,527	117,307	25.53	4,594	
3 North Bangladesh Mission	78,249	10.07	1,735	0.22		2,040		3,775	85,799	11.04	7,773	
4 South Bangladesh Mission	112,808	12.06	3,639	0.39		4,279		7,918	128,644	13.76	9,352	
5 West Bangladesh Mission	75,668	8.72	2,106	0.24		2,473		4,582	84,829	9.78	8,675	
Totals	388,121	12.77	16,402	0.54		19,284		35,689	459,496	15.12	30,394	14,131

6 CENTRAL PHILIPPINE UNION CONF.	44,368								44,368			270,506
7 Central Visayan Conference	2,845,191	71.56	85,303	2.15		100,312		186,615	3,217,421	80.92	39,759	
8 East Visayan Conference	1,577,766	54.69	44,772	1.55		52,650		97,422	1,772,610	61.45	28,847	
9 Negros Occidental Conference	1,962,603	42.40	62,737	1.36		73,775	156,206	136,511	2,391,832	51.67	46,289	
10 Negros Oriental-Siquijor Mission	826,908	49.46	26,242	1.57		30,859		57,101	941,110	56.29	16,718	
11 Romblon Adventist Mission	526,815	64.79	18,869	2.32		22,189		41,058	608,931	74.89	8,131	
12 West Visayan Conference	1,842,249	43.02	79,200	1.85		93,134	169	172,334	2,187,086	51.07	42,824	
Totals	9,625,900	52.73	317,123	1.74		372,919	156,375	691,041	11,163,358	61.15	182,568	270,506

13 EAST INDONESIA UNION CONFERENCE												
14 Bolaang Mongondow and Gorontalo Mission	405,106	61.38	19,118	2.90		22,481		41,599	488,304	73.99	6,600	
15 Central Sulawesi Mission	308,209	32.26	15,556	1.63		18,293		33,849	375,907	39.35	9,554	
16 Luwu Tana Toraja Mission	270,798	90.69	12,171	4.08		14,312		26,482	323,763	108.43	2,986	
17 Maluku Mission	361,032	54.27	21,202	3.19		24,932		46,135	453,301	68.13	6,653	
18 Manado and North Maluku Conference	1,343,683	82.02	68,235	4.16		80,241		148,476	1,640,635	100.14	16,383	
19 Minahasa Conference	1,411,862	51.33	71,251	2.59		83,787		155,039	1,721,939	62.61	27,504	
20 North Minahasa Bitung Mission	1,099,150	84.96	53,990	4.17		63,489		117,479	1,334,108	103.12	12,937	
21 Northern Island Mission	227,255	56.50	14,807	3.68		17,412		32,220	291,694	72.52	4,022	
22 Papua Mission	1,398,783	77.98	135,346	7.55		159,159		294,505	1,987,793	110.81	17,938	
23 South Sulawesi Conference	418,538	162.98	25,260	9.84		29,704		54,963	528,465	205.79	2,568	
24 West Papua Mission	382,923	34.79	47,756	4.34		56,159		103,915	590,753	53.67	11,008	
Totals	7,627,339	64.55	484,692	4.10		569,969		1,054,662	9,736,662	82.41	118,153	

25 MYANMAR UNION MISSION	14,193		652						14,845			58,701
26 Ayeyarwady Mission	265,453	34.66	12,767	1.67		15,550		28,772	322,542	42.11	7,659	
27 Central Myanmar Mission	144,880	30.79	6,829	1.45		7,404		13,701	172,814	36.72	4,706	
28 South East Mission	245,777	49.27	12,760	2.56		14,531		26,888	299,956	60.14	4,988	
29 Upper Myanmar Mission	527,290	59.94	24,154	2.75		28,688		53,084	633,216	71.98	8,797	
30 Yangon Adventist Mission	332,325	61.31	13,882	2.56		17,370		32,142	395,719	73.01	5,420	
Totals	1,529,918	48.46	71,044	2.25		83,543		154,587	1,839,092	58.25	31,570	58,701

31 NORTH PHILIPPINE UNION CONF.	12,374								21,304			449,344
32 Central Luzon Conference	6,245,419	37.10	245,707	1.46		288,937		534,643	7,314,706	43.45	168,354	
33 Mountain Provinces Mission	830,999	35.14	28,125	1.19		33,074	10,299	61,198	963,695	40.76	23,646	
34 Northeast Luzon Mission	980,087	41.62	43,055	1.83		50,630	7,891	93,686	1,175,349	49.92	23,547	
35 Northern Luzon Mission	958,048	34.62	47,987	1.73		56,430	11,110	104,417	1,177,992	42.57	27,672	
36 Palawan Adventist Mission	1,172,611	42.24	40,773	1.47		47,947		88,720	1,350,051	48.63	27,759	
37 South-Central Luzon Conference	2,790,160	48.22	92,710	1.60		109,021	5,917	201,731	3,199,539	55.30	57,858	
38 Southern Luzon Mission	809,926	27.62	28,103	0.96		33,047		61,150	932,226	31.79	29,320	
Totals	13,799,624	38.53	526,460	1.47		619,086	56,521	1,145,545	16,147,236	45.08	358,156	

GENERAL STATISTICS BY DIVISIONS FOR 2018

Conference or Mission	Tithe and Offerings										Per Capita Basis	17
	7	8	9	10	11	12a	12b	13	14a	14b		
1	Tithe	Tithe Per Capita	World Mission Fund, Including Sabbath School	World Mission Fund Per Capita	Other General Conference Funds	Intradivision Funds	Ingeathering Funds	Local Church Funds	Total Tithe and Offerings	Total Tithe and Offerings Per Capita	Membership Basis for Per Capita Calculations June 30, 2017	Sabbath School Mission Offerings
	US\$	US\$	US\$	US\$	US\$	US\$	US\$	US\$	US\$	US\$	US\$	US\$
SOUTHERN ASIA-PACIFIC DIVISION (CONT'D)												
42 SOUTH PHILIPPINE UNION CONF	24,689	24,689	700,300
43 Davao Mission	4,288,407	45.73	237,053	2.53	...	278,761	35,120	515,814	5,355,155	57.10	93,778	...
44 North Central Mindanao Conference	3,732,238	41.71	177,846	1.99	...	209,137	19,989	386,984	4,526,194	50.58	89,486	...
45 Northeastern Mindanao Mission	4,246,907	50.70	199,786	2.39	...	234,937	25,264	434,722	5,141,616	61.38	83,762	...
46 Southern Mindanao Mission	3,217,798	23.97	87,583	0.65	...	102,992	42,045	190,575	3,640,993	27.12	134,265	...
47 Western Mindanao Conference	2,418,997	34.19	81,878	1.16	...	96,284	36,235	178,162	2,811,556	39.74	70,757	...
48 Zamboanga Peninsula Mission	1,336,101	33.81	40,003	1.01	...	46,942	11,224	86,861	1,521,131	38.50	39,515	...
Totals	19,265,137	37.66	824,149	1.61	...	969,053	169,877	1,793,118	23,021,334	45.00	511,563	700,300
SOUTHEAST ASIA UNION MISSION												
49 Cambodia Adventist Mission	279,569	93.13	10,875	3.62	...	12,788	...	23,663	326,895	108.89	3,002	386,293
50 Laos Region	107,284	77.97	3,828	2.78	...	4,502	...	8,331	123,945	90.08	1,376	...
51 Peninsular Malaysia Mission	1,613,727	278.61	58,956	10.18	...	69,329	...	128,284	1,870,296	322.91	5,792	...
52 Sabah Mission	2,968,038	93.91	140,521	4.45	...	165,244	...	305,765	3,579,568	113.26	31,606	...
53 Sarawak Mission	979,348	51.11	50,465	2.45	...	59,344	...	109,809	1,198,966	62.58	19,160	...
54 Singapore Conference	2,776,641	905.92	86,694	28.29	...	101,948	...	188,642	3,153,925	1,029.01	3,065	...
55 Thailand Mission	2,828,470	208.07	87,704	6.45	...	103,134	...	190,838	3,210,146	236.14	13,594	...
56 Vietnam Mission	321,195	25.20	12,671	0.99	...	12,462	...	27,570	373,898	29.33	12,748	...
Totals	11,874,272	131.44	451,714	5.00	...	528,751	...	982,902	13,837,639	153.17	90,343	386,293
WEST INDONESIA UNION MISSION												
58 Central Java Mission	892,712	192.02	87,521	18.83	...	102,920	...	190,441	1,273,594	273.95	4,649	...
59 Central Sumatra Mission	498,066	68.10	20,436	2.79	...	24,031	...	44,467	587,000	80.26	7,314	...
60 East Java Conference	1,343,262	179.24	60,426	8.06	...	71,058	...	131,484	1,606,230	214.34	7,494	...
61 East Kalimantan Mission	962,296	190.55	97,483	19.30	...	114,634	...	212,117	1,386,530	274.56	5,050	...
62 Jakarta Conference	7,034,667	224.58	301,922	9.64	...	355,042	...	656,964	8,348,595	266.52	31,324	...
63 North Sumatra Mission	1,126,722	69.79	55,541	3.44	...	65,313	...	120,854	1,368,430	84.76	16,144	...
64 Nusa Tenggara Mission	594,930	69.73	54,960	6.44	...	64,630	...	119,590	834,110	97.76	8,532	...
65 South Sumatra Mission	620,282	79.95	33,992	4.38	...	39,972	...	73,964	768,210	99.02	7,758	...
66 West Java Conference	1,417,571	139.90	77,569	7.66	...	91,216	...	168,785	1,755,141	173.21	10,133	...
67 West Kalimantan Region	159,031	27.40	10,390	1.79	...	12,218	...	22,608	204,247	35.20	5,803	...
Totals	14,649,539	140.59	800,240	7.68	...	941,034	...	1,741,274	18,132,087	174.01	104,201	...
ATTACHED FIELDS												
69 Sri Lanka Mission of SDA	293,294	94.13	7,950	2.55	...	9,349	...	17,299	327,892	105.23	3,116	6,561
71 Timor-Leste Mission	56,358	98.36	1,990	3.47	...	2,340	...	4,330	65,018	113.47	573	1,711
Totals	349,652	94.78	9,940	2.69	...	11,689	...	21,629	392,910	106.51	3,689	8,272
SOUTHERN ASIA-PACIFIC DIVISION												
72 Bangladesh Union Mission	388,121	12.77	16,402	0.54	...	19,284	...	35,689	459,496	15.12	30,394	14,131
74 Central Philippine Union Conference	9,625,900	52.73	317,123	1.74	...	372,919	156,375	691,041	11,163,358	61.15	182,568	270,506
75 East Indonesia Union Conference	7,627,339	64.55	484,692	4.10	...	569,969	...	1,054,662	9,736,662	82.41	118,153	...
76 Myanmar Union Mission	1,529,918	48.46	71,044	2.25	...	83,543	...	154,587	1,839,092	58.25	31,570	58,701
77 North Philippine Union Conference	13,799,624	38.53	526,460	1.47	...	619,086	56,521	1,145,545	16,147,236	45.08	358,156	449,344
78 Pakistan Union Section	290,779	24.15	9,343	0.78	...	10,986	...	20,328	331,436	27.53	12,041	7,609
79 South Philippine Union Conference	19,265,137	37.66	824,149	1.61	...	969,053	169,877	1,793,118	23,021,334	45.00	511,563	700,300
80 Southeast Asia Union Mission	11,874,272	131.44	451,714	5.00	...	528,751	...	982,902	13,837,639	153.17	90,343	386,293
81 West Indonesia Union Mission	14,649,539	140.59	800,240	7.68	...	941,034	...	1,741,274	18,132,087	174.01	104,201	...
82 Attached Fields	349,652	94.78	9,940	2.69	...	11,689	...	21,629	392,910	106.51	3,689	8,272
DIVISION TOTALS	79,400,281	55.04	3,511,107	2.43	...	4,126,314	382,773	7,640,775	95,061,250	65.89	1,442,678	1,895,156
TRANS-EUROPEAN DIVISION												
1 ADRIATIC UNION CONFERENCE												
2 Albanian Mission of SDA	16,712	38.07	936	2.13	4,403	22,051	50.23	439	936
3 Croatian Conference	1,711,695	625.62	58,409	21.35	155,527	1,925,631	703.81	2,736	53,966
4 Slovenian Conference	514,817	920.96	43,538	77.89	46,033	604,388	1,081.19	559	41,027
Totals	2,243,224	600.76	102,883	27.55	205,963	2,552,070	683.47	3,734	95,929
5 BALTIC UNION CONFERENCE												
6 Estonian Conference	910,239	623.45	51,641	35.37	10,047	971,927	665.70	1,460	46,141
7 Latvian Conference	1,076,135	277.86	53,437	13.80	6,317	1,135,889	293.28	3,873	50,203
8 Lithuanian Conference	273,983	360.50	7,207	9.48	1,213	282,403	371.58	760	6,618
Totals	2,260,357	370.98	112,285	18.43	17,577	2,390,219	392.29	6,093	102,962
9 BRITISH UNION CONFERENCE												
10 Irish Mission	1,149,455	1,344.39	58,075	67.92	768	3,912	109,102	1,321,312	1,545.39	855	52,801	
11 North England Conference	8,560,670	799.09	369,929	34.53	11,716	202,153	825,432	9,969,900	930.64	10,713	369,937	
12 Scottish Mission	573,835	866.82	36,523	55.17	175	9,638	55,816	675,987	1,021.13	662	32,307	
13 South England Conference	19,886,506	806.62	772,212	31.32	18,957	313,382	1,889,195	22,880,252	928.05	24,654	741,211	
14 Welsh Mission	540,386	851.00	33,483	52.73	32,337	13,088	55,736	675,030	1,063.04	635	31,842	
Totals	30,710,852	818.54	1,270,222	33.86	63,953	...	542,173	2,935,281	35,522,481	946.79	37,519	1,228,098
15 DANISH UNION OF CHURCHES CONF												
	3,038,984	1,237.37	177,318	72.20	...	182,339	154,544	458,925	4,012,110	1,633.60	2,456	141,575

STATISTICAL REPORT FOR 2018

Conference or Mission	Tithe and Offerings										Per Capita Basis	17
1	7	8	9	10	11	12a	12b	13	14a	14b	Membership Basis for Per Capita Calculations June 30, 2017	17
Conference or Mission	Tithe	Tithe Per Capita	World Mission Fund, Including Sabbath School	World Mission Fund Per Capita	Other General Conference Funds	Intradivision Funds	Ingathering Funds	Local Church Funds	Total Tithe and Offerings	Total Tithe and Offerings Per Capita	Membership Basis for Per Capita Calculations June 30, 2017	Sabbath School Mission Offerings
	US\$	US\$	US\$	US\$	US\$	US\$	US\$	US\$	US\$	US\$	US\$	US\$
TRANS-EUROPEAN DIVISION (CONT'D)												
16 FINLAND UNION OF CHURCHES CONF	3,440,855	726.99	155,588	32.87	17,152	133,050	171,899	606,735	4,525,279	956.11	4,733	118,179
17 HUNGARIAN UNION CONFERENCE	2,866,582	...	126,073	...	16,723	3,009,378	72,004
18 Duna Conference	3,019	...
19 Tisza Conference	2,239	...
Totals	2,866,582	545.18	126,073	23.98	16,723	3,009,378	572.34	5,258	72,004
20 NETHERLANDS UN OF CHURCHES CONF	4,476,308	749.30	114,478	19.16	17	4,590,803	768.46	5,974	85,650
21 NORWEGIAN UNION CONFERENCE
22 East Norway Conference	4,842,888	1,679.81	245,256	85.07	19,686	531,414	243,130	377,469	6,259,843	2,171.29	2,883	241,699
23 North Norway Conference	612,671	1,258.05	20,198	41.47	348	47,269	53,037	54,724	788,247	1,618.58	487	28,146
24 West Norway Conference	1,291,629	1,112.51	95,935	82.63	8,981	148,185	108,439	63,687	1,716,856	1,478.77	1,161	106,977
Totals	6,747,188	1,489.12	361,389	79.76	29,015	726,868	404,606	495,880	8,764,946	1,934.44	4,531	376,822
25 POLISH UNION CONFERENCE	47,852	47,852
26 East Polish Conference	1,102,852	582.29	41,031	21.66	...	49,140	1,193,023	629.90	1,894	38,578
27 South Polish Conference	1,232,733	575.51	57,964	27.06	...	78,086	1,368,783	639.02	2,142	52,566
28 West Polish Conference	901,171	520.61	38,635	22.32	...	53,719	993,525	573.96	1,731	36,442
Totals	3,284,608	569.55	137,630	23.87	...	180,945	3,603,183	624.79	5,767	127,586
29 SOUTH-EAST EUROPEAN UNION CONF	80,279	...	95	80,374
30 Bosnia and Herzegovina Conference	179,502	298.18	4,650	7.72	32	184,184	305.95	602	...
31 Macedonian Mission	146,832	273.94	146,832	273.94	536	...
32 North Conference	725,427	213.55	18,645	5.49	601	744,673	219.21	3,397	...
33 South Conference	872,557	300.57	13,813	4.76	886,370	305.33	2,903	...
Totals	2,004,597	269.51	37,203	5.00	633	2,042,433	274.59	7,438	...
34 SWEDISH UNION OF CHURCHES CONF	2,380,216	821.90	129,995	44.89	16,207	2,903	276,915	...	2,806,236	969.00	2,896	129,995
35 ATTACHED FIELDS												
36 Cyprus Section	60,643	652.08	7,238	77.83	687	78	...	13,754	82,400	886.02	93	5,931
37 Greek Mission	223,346	556.97	17,755	44.28	2,022	243,123	606.29	401	...
38 Iceland Conference	404,863	861.41	23,397	49.78	604	828	2,913	...	432,605	920.44	470	21,793
Totals	688,852	714.58	48,390	50.20	3,313	906	2,913	13,754	758,128	786.44	964	27,724
39 TRANS-EUROPEAN DIVISION
40 Adriatic Union Conference	2,243,224	600.76	102,883	27.55	205,963	2,552,070	683.47	3,734	95,929
41 Baltic Union Conference	2,260,357	370.98	112,285	18.43	17,577	2,390,219	392.29	6,093	102,962
42 British Union Conference	30,710,852	818.54	1,270,222	33.86	63,953	...	542,173	2,935,281	35,522,481	946.79	37,519	1,228,098
43 Danish Union of Churches Conference	3,038,984	1,237.37	177,318	72.20	...	182,339	154,544	458,925	4,012,110	1,633.60	2,456	141,575
44 Finland Union of Churches Conference	3,440,855	726.99	155,588	32.87	17,152	133,050	171,899	606,735	4,525,279	956.11	4,733	118,179
45 Hungarian Union Conference	2,866,582	545.18	126,073	23.98	16,723	3,009,378	572.34	5,258	72,004
46 Netherlands Union of Churches Conference	4,476,308	749.30	114,478	19.16	17	4,590,803	768.46	5,974	85,650
47 Norwegian Union Conference	6,747,188	1,489.12	361,389	79.76	29,015	726,868	404,606	495,880	8,764,946	1,934.44	4,531	376,822
48 Polish Union Conference	3,284,608	569.55	137,630	23.87	...	180,945	3,603,183	624.79	5,767	127,586
49 South-East European Union Conference	2,004,597	269.51	37,203	5.00	633	2,042,433	274.59	7,438	...
50 Swedish Union of Churches Conference	2,380,216	821.90	129,995	44.89	16,207	2,903	276,915	...	2,806,236	969.00	2,896	129,995
51 Attached Fields	688,852	714.58	48,390	50.20	3,313	906	2,913	13,754	758,128	786.44	964	27,724
DIVISION TOTALS	64,142,623	734.21	2,773,454	31.75	164,590	1,227,011	1,553,050	4,716,538	74,577,266	853.65	87,363	2,506,524
WEST-CENTRAL AFRICA DIVISION												
1 CAMEROON UNION MISSION
2 Central-South Cameroon Conference	942,737	28.56	50,720	1.54	101,541	1,094,998	33.17	33,012	...
3 East Cameroon Mission	275,725	12.81	13,276	0.62	31,406	320,407	14.88	21,526	...
4 North Cameroon Conference	401,686	9.74	22,619	0.55	59,048	483,353	11.72	41,256	...
5 West Cameroon Mission	422,335	67.81	20,931	3.36	61,258	504,524	81.01	6,228	...
Totals	2,042,483	20.02	107,546	1.05	253,253	2,403,282	23.56	102,022	...
6 CENTRAL AFRICAN UNION MISSION
7 Central African Republic Mission	25,508	4.41	754	0.13	4,987	31,249	5.41	5,778	...
8 Chad Mission	69,848	25.26	1,656	0.60	6,398	77,902	28.17	2,765	...
9 Congo Region	49,158	56.63	4,945	5.70	12,840	66,943	77.12	868	...
10 Equatorial Guinea Mission	108,928	73.95	8,661	5.88	23,045	140,634	95.47	1,473	...
11 Gabon Mission	120,706	60.23	6,666	3.33	11,710	139,082	69.40	2,004	...
Totals	374,148	29.03	22,682	1.76	58,980	455,810	35.37	12,888	...
12 EASTERN NIGERIA UNION CONF
13 Aba East Conference	354,714	14.11	18,895	0.75	6,064	379,673	15.10	25,140	...
14 Aba North Conference	205,215	8.87	6,704	0.29	119,186	331,105	14.31	23,138	...
15 Aba South Conference	388,127	17.63	15,438	0.70	171,729	575,294	26.13	22,015	...
16 Abia North-Central Conference	231,616	25.27	25,135	2.74	105,206	361,957	39.49	9,166	...
17 Akwa Ibom Conference	92,875	23.02	9,730	2.41	28,914	131,519	32.59	4,035	...
18 Anambra Mission	38,772	21.61	5,233	2.92	16,717	60,722	33.85	1,794	...

GENERAL STATISTICS BY DIVISIONS FOR 2018

Conference or Mission	Tithe and Offerings										Per Capita Basis	17
	7	8	9	10	11	12a	12b	13	14a	14b		
1	7	8	9	10	11	12a	12b	13	14a	14b	Membership Basis for Per Capita Calculations June 30, 2017	17
Conference or Mission	Tithe	Tithe Per Capita	World Mission Fund, including Sabbath School	World Mission Fund Per Capita	Other General Conference Funds	Intradivision Funds	Ingathering Funds	Local Church Funds	Total Tithe and Offerings	Total Tithe and Offerings Per Capita	Membership Basis for Per Capita Calculations June 30, 2017	Sabbath School Mission Offerings
	US\$	US\$	US\$	US\$	US\$	US\$	US\$	US\$	US\$	US\$	US\$	US\$
WEST-CENTRAL AFRICA DIVISION (CONT'D)												
EASTERN NIGERIA UNION CONF (CONT'D)												
19 Bayelsa Mission	52,516	36.88	5,989	4.21	16,302	74,807	52.53	1,424	...
20 Cross River Conference	49,754	23.85	5,726	2.74	11,928	67,408	32.31	2,086	...
21 Ebonyi Conference	68,435	12.15	6,237	1.11	44,083	118,755	21.09	5,631	...
22 Enugu Conference	76,124	47.55	6,290	3.93	15,628	98,042	61.24	1,601	...
23 Imo Conference	102,356	19.12	5,384	1.01	16,677	124,417	23.24	5,353	...
24 Port Harcourt Conference	727,095	37.01	83,244	4.24	414,040	1,224,379	62.33	19,645	...
25 Rivers East Conference	146,240	24.08	18,583	3.06	46,206	211,029	34.75	6,073	...
26 Rivers West Conference	170,417	10.95	23,892	1.53	59,420	253,729	16.30	15,566	...
Totals	2,704,256	18.96	236,480	1.66	1,072,100	4,012,836	28.13	142,667	...
EASTERN SAHEL UNION MISSION												
27 Benin Mission	192,490	42.95	11,929	2.66	53,689	258,108	57.59	4,482	...
29 Burkina Faso Mission	119,775	67.14	7,196	4.03	18,121	145,092	81.33	1,784	...
30 Cote d'Ivoire Conference	745,585	91.36	48,060	5.89	96,213	889,858	109.04	8,161	...
31 Niger Region	21,664	108.32	1,328	6.64	3,075	26,067	130.34	200	...
32 Togo Conference	300,173	35.68	35,446	4.21	83,435	419,054	49.81	8,413	...
Totals	1,379,687	59.88	103,959	4.51	254,533	1,738,179	75.44	23,040	...
NORTHERN GHANA UNION MISSION												
33 Ashanti Central Ghana Conference	595,838	36.99	63,401	3.94	402,487	1,061,726	65.92	16,107	...
35 Ashanti South Ghana Conference	174,477	6.90	12,741	0.50	301,541	488,759	19.34	25,270	...
36 Central Ghana Conference	775,365	50.95	74,303	4.88	444,346	1,294,014	85.04	15,217	...
37 Green View Ghana Conference	171,687	20.87	12,637	1.54	89,147	273,471	33.24	8,227	...
38 Mid-Central Ghana Conference	671,195	33.71	76,512	3.84	502,389	1,250,096	62.78	19,912	...
39 Mid-North Ghana Conference	764,056	29.19	70,210	2.68	174,234	1,008,500	38.52	26,178	...
40 Mid-West Ghana Conference	584,016	31.05	43,914	2.33	191,507	819,437	43.57	18,807	...
41 Mountain View Ghana Conference	703,172	25.23	80,163	2.88	411,629	1,194,964	42.88	27,867	...
42 North Ghana Mission	812,007	105.99	88,727	11.58	81,549	982,283	128.22	7,661	...
43 South Central Ghana Conference	596,413	34.32	67,802	3.90	381,809	1,046,024	60.19	17,380	...
Totals	5,869,139	32.14	590,410	3.23	2,980,638	9,440,187	51.69	182,626	...
NORTHERN NIGERIA UNION CONF												
44 North Central Nigeria Conference	363,206	41.85	21,727	2.50	55,073	440,006	50.70	8,678	...
46 North East Nigeria Conference	380,953	20.82	23,164	1.27	61,369	465,486	25.44	18,296	...
47 North West Nigeria Conference	346,984	22.13	12,810	0.82	33,481	393,275	25.08	15,680	...
Totals	1,091,143	25.58	57,701	1.35	149,923	1,298,767	30.45	42,654	...
SOUTHERN GHANA UNION CONF												
48 Accra City Conference	2,371,414	100.53	227,418	9.64	501,042	3,099,874	131.42	23,588	...
50 Diamond Field Ghana Conference	266,551	26.83	23,759	2.39	53,689	343,999	34.63	9,933	...
51 East Ghana Conference	396,810	41.52	36,119	3.78	52,087	485,016	50.75	9,557	...
52 Eastern View Ghana Conference	259,064	23.96	28,013	2.59	61,054	348,131	32.20	10,811	...
53 Meridian Ghana Conference	1,311,159	125.84	112,229	10.77	288,564	1,711,952	164.31	10,419	...
54 Mid-South Ghana Conference	393,780	26.75	47,769	3.25	73,046	514,595	34.96	14,718	...
55 Pioneer Ghana Conference	436,379	33.73	49,806	3.85	100,253	586,438	45.33	12,937	...
56 South West Ghana Conference	505,589	29.25	40,763	2.36	66,046	612,398	35.43	17,286	...
57 Volta North Ghana Mission	58,724	18.31	5,385	1.68	11,025	75,134	23.42	3,208	...
58 Volta South Ghana Mission	134,887	32.65	15,929	3.86	31,536	182,352	44.14	4,131	...
59 West-Central Ghana Conference	422,496	37.78	23,562	2.11	51,976	498,034	44.54	11,182	...
60 Western North Ghana Conference	303,779	24.79	32,863	2.68	72,485	409,127	33.39	12,253	...
Totals	6,860,632	49.00	643,615	4.60	1,362,803	8,867,050	63.33	140,023	...
WEST AFRICAN UNION MISSION												
61 Central Liberia Mission	23,882	23,882
62 Guinea Region	18,714	9.71	1,075	0.56	5,225	25,014	12.98	1,927	...
64 Sierra Leone Mission	138,779	14.73	4,697	0.50	15,878	159,354	16.92	9,419	...
65 South-East Liberia Mission	28,485	12.60	641	0.28	11,554	40,680	18.00	2,260	...
66 South-West Liberia Conference	208,379	15.79	4,765	0.36	167,252	380,396	28.82	13,199	...
Totals	441,411	13.86	12,060	0.38	212,667	666,138	20.91	31,852	...
WESTERN NIGERIA UNION CONF												
68 Delta Conference	175,905	28.25	14,801	2.38	74,272	264,978	42.55	6,227	...
69 Edo Conference	119,344	36.33	12,107	3.69	60,768	192,219	58.51	3,285	...
70 Ekiti Conference	142,560	15.82	6,648	0.74	33,362	182,570	20.26	9,010	...
71 Kogi Region	653	...
72 Kwara Conference	78,729	31.53	4,609	1.85	23,117	106,455	42.63	2,497	...
73 Lagos Atlantic Conference	380,997	68.59	25,834	4.65	129,666	536,497	96.58	5,555	...
74 Lagos Mainland Conference	441,873	60.55	17,717	2.43	88,893	548,483	75.16	7,298	...
75 Ogun Conference	407,775	49.61	11,107	1.35	55,727	474,609	57.75	8,219	...
76 Ondo Mission	59,200	27.77	2,778	1.30	13,932	75,910	35.61	2,132	...
77 Osun Conference	243,322	48.87	11,768	2.36	59,039	314,129	63.09	4,979	...
78 Oyo Conference	3,928	...
Totals	2,049,705	38.11	107,369	2.00	538,776	2,695,850	50.12	53,783	...

Conference or Mission	Tithe and Offerings										Per Capita Basis	17
	7	8	9	10	11	12a	12b	13	14a	14b		
1	7	8	9	10	11	12a	12b	13	14a	14b	Per Capita Basis	17
Conference or Mission	Tithe	Tithe Per Capita	World Mission Fund, including Sabbath School	World Mission Fund Per Capita	Other General Conference Funds	Intradivision Funds	Ingathering Funds	Local Church Funds	Total Tithe and Offerings	Total Tithe and Offerings Per Capita	Membership Basis for Per Capita Calculations June 30, 2017	Sabbath School Mission Offerings
	US\$	US\$	US\$	US\$	US\$	US\$	US\$	US\$	US\$	US\$	US\$	US\$

WEST-CENTRAL AFRICA DIVISION (CONT'D)

79 WESTERN SAHEL UNION MISSION.....
80 Cabo Verde Conference	597,720	67.75	23,746	2.69	59,366	680,832	77.17	8,822	...
81 Gambia Region	11,197	35.10	686	2.15	1,715	13,598	42.63	319	...
82 Guinea-Bissau Mission	100,989	30.53	5,140	1.55	12,850	118,979	35.97	3,308	...
83 Mali Mission	33,883	19.05	1,346	0.76	3,366	38,595	21.69	1,779	...
84 Senegal/Mauritania Mission	71,729	104.87	4,791	7.00	11,978	88,498	129.38	684	...
Totals	815,518	54.69	35,709	2.39	89,275	940,502	63.07	14,912	...
85 WEST-CENTRAL AFRICA DIVISION	17,700	17,700
86 Cameroon Union Mission	2,042,483	20.02	107,546	1.05	253,253	2,403,282	23.56	102,022	...
87 Central African Union Mission	374,148	29.03	22,682	1.76	58,980	455,810	35.37	12,888	...
88 Eastern Nigeria Union Conference	2,704,256	18.96	236,480	1.66	1,072,100	4,012,836	28.13	142,667	...
89 Eastern Sahel Union Mission	1,379,687	59.88	103,959	4.51	254,533	1,738,179	75.44	23,040	...
90 Northern Ghana Union Mission	5,869,139	32.14	590,410	3.23	2,980,638	9,440,187	51.69	182,626	...
91 Northern Nigeria Union Conference	1,091,143	25.58	57,701	1.35	149,923	1,298,767	30.45	42,654	...
92 Southern Ghana Union Conference	6,860,632	49.00	643,615	4.60	1,362,803	8,867,050	63.33	140,023	...
93 West African Union Mission	441,411	13.86	12,060	0.38	212,667	666,138	20.91	31,852	...
94 Western Nigeria Union Conference	2,049,705	38.11	107,369	2.00	538,776	2,695,850	50.12	53,783	...
95 Western Sahel Union Mission	815,518	54.69	35,709	2.39	89,275	940,502	63.07	14,912	...
DIVISION TOTALS	23,645,822	31.68	1,917,531	2.57	6,972,948	32,536,301	43.59	746,467	...

ATTACHED TO THE GENERAL CONFERENCE

1 MIDDLE EAST & NORTH AFRICA UN MISS
2 East Mediterranean Region	549,423	935.98	25,165	42.87	8,323	5,288	...	62,132	650,331	1,107.89	587	24,375
3 Egypt-Sudan Field	189,568	219.66	4,867	5.64	640	18,450	213,525	247.42	863	4,684
4 Gulf Field	2,972,553	1,528.30	95,762	49.23	45,176	49,439	...	505,810	3,668,740	1,886.24	1,945	93,669
5 North Africa Region	130,972	584.70	52	0.23	197	14,747	145,968	651.64	224	52
6 West Asia Field	90,391	283.36	4,196	13.15	663	3,905	...	11,080	110,235	345.56	319	4,141
Totals	3,932,907	998.71	130,042	33.02	54,999	58,632	...	612,219	4,788,799	1,216.05	3,938	126,921
1 ISRAEL FIELD	704,161	1,005.94	17,268	24.67	721,429	1,030.61	700	16,575

WORLD SUMMARY

1 General Conference	882,840	2,286,599	3,169,439
2 East-Central Africa Division	53,202,498	14.57	7,262,079	1.99	10,474	7,221,942	67,696,993	18.55	3,650,375	...
3 Euro-Asia Division	24,808,581	223.94	556,320	5.02	1,318	518,788	14,797	1,556,363	27,456,167	247.84	110,783	518,788
4 Inter-American Division	260,753,695	69.56	14,316,149	3.82	1,288,448	18,516,425	3,146,507	42,948,435	340,969,659	90.95	3,748,881	13,457,180
5 Inter-European Division	138,341,429	774.28	7,846,782	43.92	488,115	2,265,161	983,192	22,594,402	172,519,081	965.57	178,670	5,203,140
6 North American Division	1,077,149,559	866.35	21,909,128	17.62	4,012,379	17,849,754	1,479,443	507,842,278	1,630,242,541	1,311.21	1,243,316	20,857,702
7 Northern Asia-Pacific Division	81,703,493	113.39	3,615,417	5.02	458,197	2,645,312	314,766	37,264,406	126,001,591	174.87	720,558	2,061,251
8 South American Division	530,484,641	212.01	23,509,930	9.40	1,216,518	26,424,834	599,040	147,577,547	729,812,510	291.67	2,502,153	23,475,918
9 South Pacific Division	94,636,878	189.93	5,511,474	11.06	1,121,431	3,853,788	589,190	38,209,321	143,922,082	288.84	498,275	4,771,066
10 Southern Africa-Indian Ocean Division	89,453,267	23.67	4,117,538	1.09	...	6,174,946	...	10,291,571	110,037,322	29.12	3,779,368	2,717,427
11 Southern Asia Division	8,975,119	5.63	489,004	0.31	57,522	...	327,036	177,071	10,025,752	6.28	1,595,382	375,016
12 Southern Asia-Pacific Division	79,400,281	55.04	3,511,107	2.43	...	4,126,314	382,773	7,640,775	95,061,250	65.89	1,442,678	1,895,156
13 Trans-European Division	64,142,623	734.21	2,773,454	31.75	164,590	1,227,011	1,553,050	4,716,538	74,577,266	853.65	87,363	2,506,524
14 West-Central Africa Division	23,645,822	31.68	1,917,531	2.57	6,972,948	32,536,301	43.59	746,467	...
Attached to the General Conference:												
15 Middle East and North Africa Union Mission	3,932,907	998.71	130,042	33.02	54,999	58,632	...	612,219	4,788,799	1,216.05	3,938	126,921
16 Israel Field	704,161	1,005.94	17,268	24.67	721,429	1,030.61	700	16,575
WORLD TOTALS 2018	2,532,217,794	124.69	97,483,223	4.80	11,150,116	83,660,965	9,400,268	835,625,816	3,569,538,182	175.76	20,308,907	77,982,664
WORLD TOTALS 2017	2,453,354,880	125.45	92,651,731	4.74	13,949,184	93,427,197	8,857,088	880,518,426	3,542,758,506	181.16	19,556,172	79,852,865
Net Increase (Decrease)	78,862,914	(0.77)	4,831,492	0.06	(2,799,068)	(9,766,232)	543,180	(44,892,610)	26,779,676	(5.40)	752,735	(1,870,201)

Note—In accordance with General Conference Bylaws, Article XX, Section 4, "The basis for computing . . . per capita funds shall be the membership on June 30 of the preceding year . . ." (2017). Per capita totals for divisions are calculated for those unions and attached fields which report funds.

Conference or Mission	Denominational Employees																							Table 26		
	22a		22b		23a		23b		24		25a		25b		26a		26b		27		29			30	28	31
	Ministerial Credential		Commissioned Minister Credential		Commissioned Ministry of Teaching Credential		Administrative Ministries Credential		Missionary Credential		Ministerial License		Commissioned Minister License		Commissioned Ministry of Teaching License		Administrative Ministries License		Missionary License		All Other Employees Including Part Time and Casual			Total Active Employees	Literature Evangelists (Self-employed)	Honorary/Emeritus Credentialed Employees
FT	PT	FT	PT	FT	PT	FT	PT	FT	PT	FT	PT	FT	PT	FT	PT	FT	PT	FT	PT	FT	PT	C				

GENERAL CONFERENCE

1 General Conference	86	6				64		431							4		181		3	27	17		819		93
2 General Conference Institutions	92	7	312			117		883	1			4		13	29	1	192		10,061	1,431	2,923		16,066		
Totals	178	13	312			181		1,314	1			4		13	33	1	373		10,064	1,458	2,940		16,885		93

EAST-CENTRAL AFRICA DIVISION

1 BURUNDI UNION MISSION	6	1	10					21		1		1		5		1	33					6	85		24
2 East Burundi Field	11							4		11												2	28	32	
3 North Burundi Field	9	1						1		14							3					3	31	38	
4 North-West Burundi Field	16	2						3		26		2					7					6	62	68	
5 South-West Burundi Field	7							2		10		2					1					1	23	59	
Totals	49	4	10					31		62		5		5		1	44					18	229	197	24
6 EAST CONGO UNION MISSION	9	1				2		7		4						1	4		6				34		89
7 East Kasai Field	20					1		2		2									7				32	463	
8 East Katanga Mission	18					1		3		10							1						33	31	
9 North Katanga Field	18					1		4		9							2		5				39	36	
10 South Katanga Field	23	1				1		12		12							5		2				56	107	
11 West Katanga Field	12					1		8									2		1				24	71	
Totals	100	2				7		36		37						1	14		14	7			218	708	89
12 EAST KENYA UNION CONFERENCE	7	4						27									6						44		218
13 Central Kenya Conference	130	5	208			3		41		52		5	208				55		137				6	850	306
14 Central Rift Valley Conference	50		25			2		9		34			19	1			7					4	151	151	
15 Kenya Coast Field	20	15	16			2		34				8					1		22			41	159	44	
16 Nyamira Conference	69	3						59		2		1	21				2						157	126	
17 South Kenya Conference	56	1	50					24		19							15		7			31	203	69	
Totals	332	28	299			7		194		107		14	248		1		86		29	137	82		1,564	696	218
18 ETHIOPIAN UNION MISSION	12	19	32			5		168					37										436		51
19 Central Ethiopia Field	6	4																				26	3	39	
20 Gambella Field Station	37	24	195					30		4							5		161	96			552		
21 North Ethiopia Field		11	6			1		5					17									16		56	
22 Northwest Ethiopia Field	4	1	13			2				14		3	5	1										43	
23 South Central Ethiopia Field	24	37	31					19				7	19	1			8		1	58			205		
24 South East Ethiopia Field	15		4			1		22		18										71			131		
25 South Ethiopia Field	21	5	30					39		42		2	11									74	235		
26 South West Ethiopia Field	9	21	10									8	15				1						64		
27 West Central Ethiopia Field	9	2	16					11		12		2	9				7		15				83		
28 West Ethiopia Conference	41	2	32			5		19		33		3	13				2		77				227		
Totals	178	126	369			14		313		123		25	126		2		34		458	229	74		2,071		51
29 NORTH EAST CONGO UNION MISSION	7	4	20							7							19		2				59		140
30 Central Kivu Field	41					5		10		6							8		1				71		
31 Kibali Ituri Mission	27	7						2															36		
32 Maniema Mission	11					4				2		2					3			5			27		
33 North Kivu Field	46	4	5			7		12		5									11			23	113		
34 South Kivu Field	26					3				12		1					4		2				48	5	
35 Upper Congo Field	27	3						3								3							36		
Totals	185	18	25			19		27		32		3				3		34		16	5	23	390	5	140
36 NORTHERN TANZANIA UNION CONF	17		29			9		49		4		1					10		162	16			41	343	306
37 Mara Conference	43	4	44					66		39			11				24		13				59	303	301
38 North-East Tanzania Conference	41	18	63			9		40		36		2	75		3		8						159	454	124

Conference or Mission	Denominational Employees														Total Active Employees	Literature Evangelists (Self-employed)	Honorary/Emeritus Credentialed Employees												
	22a		22b		23a		23b		24		25a		25b					26a		26b		27		29			30	28	31
	Ministerial Credential	Commissioned Minister Credential	Commissioned Ministry of Teaching Credential	Administrative Ministries Credential	Missionary Credential	Ministerial License	Commissioned Minister License	Commissioned Ministry of Teaching License	Administrative Ministries License	Missionary License	All Other Employees Including Part Time and Casual	FT	PT	C															

EAST-CENTRAL AFRICA DIVISION (CONT'D)

NORTHERN TANZANIA UNION CONF (CONT'D)																										
39 South Nyanza Conference	41	24	57	...	62	17	32	65	27	325	472	...	
40 Western Tanzania Conference	41	...	3	...	2	...	3	...	20	...	31	...	1	...	13	...	1	...	8	123	151	...	
Totals	183	...	25	...	162	...	21	...	232	...	172	...	4	...	116	...	9	...	82	...	175	81	286	1,548	1,048	306
RWANDA UNION MISSION																										
41 RWANDA UNION MISSION	13	...	6	...	70	...	2	...	32	43	...	6	172	...	136	...	
42 Central Rwanda Field	23	...	2	...	6	...	2	...	5	...	16	...	2	...	6	2	...	10	74	23	
43 East Central Rwanda Conference	33	...	2	...	5	7	...	22	31	3	...	23	126	122	
44 North Rwanda Conference	28	...	3	...	2	...	1	...	9	...	11	2	...	4	...	5	...	18	88	157	
45 North-East Rwanda Field	10	...	2	1	...	4	...	9	2	...	1	...	1	...	4	2	36	38	...	
46 North-West Rwanda Field	26	...	2	...	2	...	2	...	11	...	5	...	3	2	...	2	5	60	120	...	
47 South Rwanda Field	14	...	2	...	1	4	...	7	...	3	...	3	...	1	...	1	...	2	2	40	34	...	
48 South-East Rwanda Field	22	...	2	...	2	...	1	...	3	...	4	...	2	...	1	1	...	3	3	44	61	...	
49 West Rwanda Field	33	...	2	6	...	1	...	19	...	3	3	...	3	2	72	98	...	
Totals	202	...	23	...	88	...	15	...	76	...	93	...	13	...	45	...	6	...	16	...	64	71	712	653	136	
SOUTHERN TANZANIA UNION MISSION																										
50 SOUTHERN TANZANIA UNION MISSION	7	16	...	80	...	3	23	26	155	...	17	
51 East-Central Tanzania Conference	41	15	...	14	...	42	...	45	17	41	12	227	303	...	
52 South-East Tanzania Conference	18	9	...	12	...	30	...	36	3	28	30	166	240	...	
53 Southern Highlands Conference	24	32	...	17	...	41	...	34	40	54	16	258	493	...	
Totals	90	56	...	59	...	193	...	118	60	146	84	806	1,036	17	
UGANDA UNION MISSION																										
54 UGANDA UNION MISSION	13	142	...	1	...	109	...	60	...	143	...	80	...	1	...	22	...	128	237	52	988	87	156
55 Central Uganda Conference	59	28	...	2	...	10	...	35	126	...	1	...	4	...	7	...	272	
56 Eastern Uganda Field	12	3	...	5	...	14	...	14	6	...	1	...	5	...	4	...	50	14	...	
57 Northern Uganda Field	10	3	...	3	...	13	...	7	...	2	...	3	...	1	...	21	63	1	...	
58 Rwenzori Field	23	1	...	18	...	5	...	26	108	4	...	57	...	242	
59 Southwestern Uganda Field	22	5	...	15	6	7	55	10	...	
60 Western Uganda Field	24	10	...	16	...	1	5	...	11	32	...	99	...	
Totals	163	174	...	27	...	157	...	173	...	146	...	329	...	4	...	68	...	207	269	52	1,769	112	156
WEST CONGO UNION MISSION																										
61 WEST CONGO UNION MISSION	5	...	1	8	1	...	2	...	9	...	26	...	81	
62 Central Kasai Field	29	...	1	5	...	6	2	...	15	...	60	1,181	...	
63 Congo Equatorial Field	5	6	...	3	1	...	2	...	17	
64 Lower Congo Field	6	2	...	5	3	...	1	17	...	
65 West Congo Field	14	...	2	1	...	6	...	26	5	...	15	2	...	71	106	
66 West Kasai Field	42	12	4	...	3	...	61	
Totals	101	...	4	1	...	27	...	52	14	...	47	2	3	252	1,287	81
WEST KENYA UNION CONFERENCE																										
67 WEST KENYA UNION CONFERENCE	18	...	5	...	144	...	19	...	340	...	1	11	22	...	103	1	26	690	...	120
68 Central Nyanza Conference	35	11	...	5	2	...	30	...	83	118	...	
69 Greater Rift Valley Conference	36	...	3	...	98	...	3	...	7	...	7	...	1	1	...	32	...	189	46	...	
70 Kenya Lake Conference	45	...	7	...	10	...	1	...	27	...	43	...	13	...	25	8	...	1	...	180	84	...	
71 Lake Victoria Field	37	1	...	4	...	10	52	18	...	
72 North West Kenya Conference	43	...	3	...	16	...	3	...	10	...	9	27	...	4	...	5	...	51	4	9	184	76	
73 Ranen Conference	62	10	...	4	...	23	...	21	20	21	...	26	...	187	63	...	
Totals	276	...	18	...	278	...	31	...	422	...	96	...	14	...	83	...	5	...	59	...	243	5	35	1,565	405	120
ATTACHED FIELDS																										
74 ATTACHED FIELDS	1	1
75 Eritrea Mission Field	1

Conference or Mission	Denominational Employees														Total Active Employees	Literature Evangelists (Self-employed)	Honorary/Emeritus Credentialed Employees													
	22a		22b		23a		23b		24		25a		25b					26a		26b		27			29			30	28	31
	Ministerial Credential	Commissioned Minister Credential	Commissioned Ministry of Teaching Credential	Administrative Ministries Credential	Missionary Credential	Ministerial License	Commissioned Minister License	Commissioned Ministry of Teaching License	Administrative Ministries License	Missionary License	All Other Employees Including Part Time and Casual	FT	PT	C																

EAST-CENTRAL AFRICA DIVISION (CONT'D)

76 SOUTH SUDAN ATTACHED TERRITORY	3	1	1																	1	14	8		28		
77 Greater Bahr el Ghazal Field	5	1							1	2	1									1	41			52		
78 Greater Equatoria Field	15	1							3	7										2	37	22		87		
79 Greater Upper Nile Field	5									5	1									3	21	13	1	49		
Totals	28	3	1						4	14	2									7	113	43	1	216		
Attached Fields Totals	29	3	1						4	14	2									7	113	43	1	217		
80 EAST-CENTRAL AFRICA DIVISION	19	12	7						46											5	35	20	52	196		
81 Burundi Union Mission	49	4	10						31	62	5	5	1							44			18	229	197	24
82 East Congo Union Mission	100	2							36	37			1							14	14	7		218	708	89
83 East Kenya Union Conference	332	28	299						194	107	14	248	7	1						86	29	137	82	1,564	696	218
84 Ethiopian Union Mission	178	126	369						14	313	123	25	126	2						34	458	229	74	2,071		51
85 North East Congo Union Mission	185	18	25						19	27	32	3								34	16	5	23	390	5	140
86 Northern Tanzania Union Conference	183	25	162						21	232	172	4	116	9						82	175	81	286	1,548	1,048	306
87 Rwanda Union Mission	202	23	88						15	76	93	13	45	6						16	64		71	712	653	136
88 Southern Tanzania Union Mission	90		56						59	193	118		60							146			84	806	1,036	17
89 Uganda Union Mission	163		174						27	157	173	146	329	4						68	207	269	52	1,769	112	156
90 West Congo Union Mission	101	4							1	27	52			1						14	47	2	3	252	1,287	81
91 West Kenya Union Conference	276	18	278						31	422	96	14	83	5						59	243	5	35	1,565	405	120
92 Attached Fields	29	3	1						4	14	2									7	113	43	1	217		
DIVISION TOTALS	1,907	263	1,469						201	1,758	1,079	226	1,012	33						609	1,401	798	781	11,537	6,147	1,338

EURO-ASIA DIVISION

1 BELARUS UNION OF CHURCHES CONF	30																							71	28	12
2 CAUCASUS UNION MISSION	6								6	1														18		77
3 Kubano-Chernomorskaya Conference	19									6	9													62	6	
4 North Caucasus Mission	9	1							3		8													29	4	
5 Rostov-Kalmykia Conference	12									4	13													43	17	
Totals	46	1							9	11	30													152	27	77
6 EAST RUSSIAN UNION MISSION	5	2	2						2															13		18
7 Central Siberian Mission	12		3						3	1	5													29	10	
8 East Siberian Mission	12	3							2	1	9	1												34	20	
9 West Siberian Mission	6	2	2							2	4													19	6	
Totals	35	7	7						7	3	3	18	1											95	36	18
10 FAR EASTERN UN OF CHURCHES MISS	14		16						6															44	26	6
11 MOLDOVA UNION OF CHURCHES CONF	38								3	3	23													93	73	51
12 SOUTHERN UNION MISSION	9	1							13	7	2	2												43	5	106
13 Kyrgyzstan Mission	5								3	2	3													14		29
14 Northern Kazakhstan Mission	16								2	2	4													12		45
15 Southern Kazakhstan Mission	6								2	1	1													3		13
16 Tajikistan Field	2								1		3													1	2	23
17 Turkmenistan Field																								1		1
18 Uzbekistan Field	3								1	3	6													3	9	33
Totals	41	1							13	16	4	14	2	19										76	2	28
19 TRANS-CAUCASUS UNION OF CH MISS	9								3	3	2	14												48	5	2

Conference or Mission	Denominational Employees														29	30	28	31						
	22a		22b		23a		23b		24		25a		25b						26a		26b		27	
	Ministerial Credential	Commissioned Minister Credential	Commissioned Ministry of Teaching Credential	Administrative Ministries Credential	Missionary Credential	Ministerial License	Commissioned Minister License	Commissioned Ministry of Teaching License	Administrative Ministries License	Missionary License	All Other Employees Including Part Time and Casual			Total Active Employees					Literature Evan- gels- lists (Self- employed)	Honorary/ Emeritus Cred- entialed Employees				
FT	PT	FT	PT	FT	PT	FT	PT	FT	PT	FT	PT	FT	PT	FT	PT	C								

EURO-ASIA DIVISION (CONT'D)

20 UKRAINIAN UNION CONFERENCE	22	118	8	...	6	12	2	...	225	24	36	453	...	297		
21 Bukovinskaya Conference	48	3	3	...	5	...	12	37	...	7	...	2	...	14	18	...	149	43	...	
22 Central Ukrainian Conference	29	24	25	12	15	6	10	121	26	
23 Dnieper Conference	20	3	4	3	28	3	33	6	2	102	15	
24 Eastern Dnieper Conference	26	36	...	3	15	29	30	...	139	26	
25 Eastern Ukrainian Mission	17	26	1	2	...	2	2	17	36	...	103	10	
26 Kyiv Conference	16	2	9	22	5	37	16	33	140	6	
27 Podolsk Conference	35	21	1	...	1	...	19	4	...	81	20
28 Southern Ukrainian Conference	31	15	51	21	...	118	23	
29 Western Ukrainian Conference	35	32	...	1	...	5	...	56	32	...	3	14	178	58	
Totals	279	32	188	1	13	3	20	...	186	128	17	12	4	5	...	454	161	81	1,584	227	297	
30 WEST RUSSIAN UNION CONFERENCE	8	5	...	5	...	1	25	3	...	47	...	146		
31 Central Conference	17	12	2	3	...	34	7	
32 Moscow Conference	19	6	...	7	1	7	1	...	41	56	
33 Northwestern Conference	21	1	...	5	4	31	6	
34 Southern Conference	29	19	2	3	6	4	...	63	2	
35 Ural Conference	16	1	...	13	2	...	9	...	41	14	
36 Volga Conference	20	4	...	8	1	...	5	2	2	42	29
37 Volgo-Vyatskaya Conference	21	3	2	9	15	4	4	58	20	
Totals	151	5	...	20	2	73	2	5	3	73	17	6	357	134	146	
38 ATTACHED FIELD	8	1	...	2	...	6	3	2	...	7	...	29	27	4		
39 Crimea Mission	8	1	...	2	...	6	3	7	...	29	27	4		
40 EURO-ASIA DIVISION	29	12	...	25	...	26	5	5	...	2	...	4	1	74	14	...	197	...	24	
41 Belarus Union of Churches Conference	30	12	18	...	11	...	71	28	12	
42 Caucasus Union Mission	46	1	9	...	11	...	30	4	...	31	...	20	...	152	27	77		
43 East Russian Union Mission	35	...	7	7	7	...	3	3	18	...	1	1	3	3	...	4	3	...	95	36	18	
44 Far Eastern Union of Churches Mission	14	...	16	6	2	1	...	5	44	26	6		
45 Moldova Union of Churches Conference	38	3	...	3	...	23	4	...	22	...	93	73	51		
46 Southern Union Mission	41	1	13	...	16	4	14	2	19	10	...	4	4	16	...	76	2	28	250	26	30	
47 Trans-Caucasus Union of Churches Mission	9	3	...	3	2	14	1	...	11	5	...	48	5	2	
48 Ukrainian Union Conference	279	32	188	1	13	3	20	...	186	128	17	12	4	5	...	454	161	81	1,584	227	297	
49 West Russian Union Conference	151	5	...	20	2	73	2	5	3	73	17	6	357	134	146	
50 Attached Field	8	1	...	2	...	6	3	7	...	29	27	4		
DIVISION TOTALS	680	34	23	7	213	1	88	7	102	14	381	2	1	...	143	20	25	11	88	6	750	209	115	2,920	609	667

INTER-AMERICAN DIVISION

1 ATLANTIC CARIBBEAN UNION MISSION	3	...	1	4	8	...	30	
2 Cayman Islands Conference	10	4	4	...	1	16	6	...	8	5	...	54
3 North Bahamas Conference	4	7	...	1	...	1	3	4	...	9	1	...	30
4 South Bahamas Conference	19	16	14	...	5	21	33	...	19	1	...	128
5 Turks and Caicos Islands Mission	4	8	...	1	...	3	1	1	...	4	22
Totals	40	...	1	...	35	...	2	...	26	...	6	...	3	...	38	44	...	40	7	...	242	...	30
6 BELIZE UNION OF CHURCHES MISSION	16	...	1	...	220	6	100	3	...	50	396	19	10
7 CARIBBEAN UNION CONFERENCE	23	53	...	29	...	179	1	...	14	299	...	230
8 East Caribbean Conference	21	64	31	...	15	...	1	...	6	7	...	17	4	...	166	1	...
9 Grenada Conference	7	...	2	6	...	7	...	2	...	3	3	1	...	32	4	...
10 Guyana Conference	28	...	1	4	...	25	...	17	11	...	20	110	10	...
11 North Caribbean Conference	22	18	...	4	...	13	...	11	...	16	30	...	4	123	14	...

Conference or Mission	Denominational Employees															Total Active Employees	Literature Evangelists (Self-employed)	Honorary/Emeritus Credentialed Employees												
	22a		22b		23a		23b		24		25a		25b		26a				26b		27			29			30	28	31	
	Ministerial Credential	Commissioned Minister Credential	Commissioned Ministry of Teaching Credential	Administrative Ministries Credential	Missionary Credential	Ministerial License	Commissioned Minister License	Commissioned Ministry of Teaching License	Administrative Ministries License	Missionary License	All Other Employees Including Part Time and Casual	FT	PT	C																

INTER-AMERICAN DIVISION (CONT'D)

CARIBBEAN UNION CONFERENCE (CONT'D)																										
12 South Caribbean Conference	52	...	14	...	38	32	...	31	...	8	...	7	16	...	107	305
13 South Leeward Mission	17	...	3	...	45	22	...	7	30	11	135
14 St Lucia Mission	14	25	...	3	...	6	...	10	19	...	22	99
15 St Vincent and the Grenadines Mission	11	31	8	...	7	7	4	2	...	70
16 Suriname Mission	5	1	...	2	...	4	3	...	2	2	...	19
17 Tobago Mission	8	54	...	4	24	90	5	...
Totals	208	...	20	...	274	...	47	...	379	...	108	...	28	...	50	...	14	...	141	...	170	9	...	1,448	34	230
CENTRAL MEXICAN UNION MISSION																										
18 Azteca Mexican Conference	4	14	2	20	...	37
19 Bajio Mexican Conference	14	18	...	7	3	...	17	3	...	62	9	...
20 Metropolitan Mexican Conference	15	9	...	7	21	4	56	59	...
21 Mexiquense Mexican Mission	18	18	...	10	3	...	37	...	6	92	27	...
22 Valley Mexican Mission	1	2	...	8	3	6	...	20	6	...
Totals	62	64	...	38	21	17	...	78	9	8	297	170	37
CHIAPAS MEXICAN UNION CONFERENCE																										
24 Central Chiapas Conference	18	48	...	3	74	4	39	...	11	197	...	47
25 Grijalva Mission	20	19	...	16	7	62	7	...
26 North Chiapas Conference	22	12	...	14	8	56	13	...
27 Palenque Mission	31	21	...	23	9	...	1	85	4	...
28 Soconusco Conference	11	3	...	11	7	32	1	...
29 South Chiapas Mission	17	16	...	17	7	57	8	...
30 Upper Chiapas Conference	16	8	...	20	5	49	22	...
31 West Chiapas Conference	18	4	...	3	9	...	21	8	...	13	76	24	...
Totals	171	52	...	6	173	...	143	4	100	...	25	674	80	47
CUBAN UNION CONFERENCE																										
33 Central Conference	15	51	1	32	1	6	106	...	42
34 Del Amanecer Conference	11	7	...	23	9	60
35 East Conference	12	7	...	9	11	39
36 West Conference	14	24	...	21	14	73
Totals	25	48	1	37	17	...	10	138
Totals	77	147	2	90	83	1	16	416	...	42
DOMINICAN UNION CONFERENCE																										
38 Central Dominican Conference	12	415	...	10	374	...	660	190	...	1,661	...	188
39 East Dominican Conference	40	13	...	22	1	...	31	6	...	113	4	...
40 North Dominican Conference	29	7	...	8	1	45	2	...
41 Northeast Dominican Mission	21	8	...	8	19	4	...	60	2	...
42 South Dominican Mission	11	2	...	10	3	...	6	32	1	...
43 Southeast Dominican Conference	7	4	...	7	1	...	1	1	...	21	1	...
Totals	28	9	...	34	2	11	...	84	3	...
Totals	148	458	...	99	382	...	717	212	...	2,016	13	188
DUTCH CARIBBEAN UNION MISSION																										
45 Aruba Mission	2	2	4	...	7
46 Bonaire Mission	2	1	1	2	1	1	9
47 Curacao Conference	1	1	1	3
Totals	12	8	...	2	...	3	2	2	3	32
Totals	17	11	1	5	...	3	3	3	...	2	3	48	...	7
EAST VENEZUELA UNION MISSION																										
49 Central East Venezuela Conference	4	9	1	...	8	22	...	8
50 Central Llanos Venezuela Mission	5	2	...	4	8	...	21	14	...	54
51 Central Venezuela Conference	3	1	...	5	2	...	30	41
Totals	9	7	...	13	7	...	51	35	...	122

Conference or Mission		Denominational Employees																									
1		22a		22b		23a		23b		24		25a		25b		26a		26b		27		29			30	28	31
Conference or Mission		Ministerial Credential		Commissioned Minister Credential		Commissioned Ministry of Teaching Credential		Administrative Ministries Credential		Missionary Credential		Ministerial License		Commissioned Minister License		Commissioned Ministry of Teaching License		Administrative Ministries License		Missionary License		All Other Employees Including Part Time and Casual			Total Active Employees	Literature Evangelists (Self-employed)	Honorary/Emeritus Credentialed Employees
		FT	PT	FT	PT	FT	PT	FT	PT	FT	PT	FT	PT	FT	PT	FT	PT	FT	PT	FT	PT	C					

INTER-AMERICAN DIVISION (CONT'D)

EAST VENEZUELA UNION MISSION (CONT'D)																											
53	East Venezuela Conference	5	11	...	4	1	...	64	21	2	108
54	Northeast Venezuela Mission	5	3	...	4	1	...	30	4	13	60	1	...
55	South Bolivar Venezuela Mission	6	1	...	7	3	...	25	42
56	South Central Venezuela Conference	8	7	...	6	4	...	32	57	4	...
57	Southeast Venezuela Conference	7	5	...	10	6	...	108	136	1	...
Totals		52	46	...	53	33	...	369	74	15	642	6	8
EL SALVADOR UNION MISSION																											
58	Central El Salvador Conference	2	6	1	1	1	3	14	...	16
59	East El Salvador Conference	6	7	...	10	5	10	...	23	3	...	99
60	Metropolitan El Salvador Conference	12	4	...	13	10	5	...	52	107	2	...
61	Paracentral El Salvador Conference	8	12	...	6	12	7	...	15	82	4	...
62	West El Salvador Conference	7	3	...	11	28	5	...	2	68	1	...
Totals		47	97	...	2	...	25	...	48	62	31	1	107	3	...	423	11	16
FRENCH ANTILLES-GUIANA UNION CONF.																											
64	French Guiana Mission	6	...	3	6	5	1	21	...	126
65	Guadeloupe Conference	6	6	...	2	2	...	22	38
66	Martinique Conference	13	52	...	14	6	...	4	1	...	90	1	...
67	Totals	42	...	3	95	...	29	13	1	93	1	...	277	1	126
GUATEMALA UNION MISSION																											
68	Altiplano Guatemala Mission	2	2	...	7	1	...	5	17	...	42
69	Central Guatemala Conference	6	2	...	2	...	2	...	3	6	21
70	East Guatemala Mission	4	1	...	2	...	5	...	1	6	19	11	...
71	Lago Guatemala Mission	2	1	...	2	...	6	5	16
72	Metropolitan Guatemala Conference	8	1	...	2	...	12	2	...	4	29
73	North Guatemala Mission	6	1	...	1	...	6	...	10	6	30	17	...
74	South Guatemala Mission	6	2	...	1	...	4	...	10	...	2	8	33
75	West Guatemala Conference	13	3	...	1	...	3	...	3	...	4	...	1	1	...	10	39	14	...
Totals		53	8	...	11	...	30	...	56	7	...	1	...	5	...	57	228	42	42
HAITIAN UNION MISSION																											
77	Central Haiti Conference	18	79	83	11	19	...	250	460
78	North Haiti Mission	17	22	...	16	9	...	24	355	...	443	35	...
79	Northwest Haiti Mission	26	10	...	21	7	...	472	536	66	...
80	Plaine du cul de Sac Mission	26	10	...	21	7	...	288	24	...	376
81	South Haiti Mission	25	7	...	11	6	...	2	51	1	...
82	Totals	29	7	...	17	5	...	252	310
Totals		141	135	83	97	53	...	1,288	379	...	2,176	102	...
HONDURAS UNION MISSION																											
83	Atlantic Honduras Conference	2	1	...	1	...	5	1	...	4	14	...	52
84	Bay Islands Conference	6	4	...	1	...	4	...	9	4	...	62	90	1	...
85	Central Honduras Conference	4	31	...	2	...	4	...	3	76	120
86	Comayagua Mission	14	11	5	...	13	7	...	111	161	5	...
87	Northwest Honduras Conference	8	10	6	...	6	5	...	55	92
88	Totals	12	16	...	3	...	9	...	17	1	...	74	133	6	...
Totals		46	...	3	...	73	...	7	...	33	...	48	18	...	382	610	12	52
INTER-OCEANIC MEXICAN UNION CONF.																											
89	Alpine Mission	7	...	5	13	6	31	12	38
90	Central Veracruz Mission	16	...	1	...	3	...	1	...	2	...	6	1	3	...	42	75	24	...
91	Chontalpa Mission	13	...	1	1	3	...	8	1	2	...	2	31	2	...
92	Isthmus Conference	12	...	1	...	5	8	...	8	2	6	42	15	...
93	Totals	13	...	1	6	...	13	3	1	44	81	13	...

Conference or Mission	Denominational Employees														Total Active Employees	Literature Evangelists (Self-employed)	Honorary/Emeritus Credentialed Employees													
	22a		22b		23a		23b		24		25a		25b					26a		26b		27			29			30	28	31
	Ministerial Credential	Commissioned Minister Credential	Commissioned Ministry of Teaching Credential	Administrative Ministries Credential	Missionary Credential	Ministerial License	Commissioned Minister License	Commissioned Ministry of Teaching License	Administrative Ministries License	Missionary License	All Other Employees Including Part Time and Casual	Total Active Employees	Literature Evangelists (Self-employed)	Honorary/Emeritus Credentialed Employees																
FT	PT	FT	PT	FT	PT	FT	PT	FT	PT	FT	PT	FT	PT	FT	PT	FT	PT	C	FT	PT	C	FT	PT	C						

INTER-AMERICAN DIVISION (CONT'D)

INTER-OCEANIC MEXICAN UNION CONF (CONT'D)																										
94 Los Tuxtlas Mission	13	...	2	...	2	6	...	9	5	...	100	18	...	155	5	...
95 North Veracruz Conference	15	...	2	...	6	5	...	16	3	...	71	118	11	...
96 Oaxaca Conference	10	2	...	1	...	3	...	12	...	1	6	35	46	...
97 Olmeca Conference	18	...	1	...	4	7	...	13	...	2	...	2	7	...	66	120	10	...
98 South Pacific Conference	20	...	1	...	5	4	...	8	...	1	...	3	6	48	16	...
99 South Veracruz Conference	16	...	1	...	5	4	...	8	...	1	5	...	2	42
100 Southeast Veracruz Mexican Conference	18	...	1	1	10	15	...	13	...	1	4	63
Totals	171	...	17	2	42	...	2	...	76	...	114	...	5	1	8	1	56	1	327	18	...	841	154	38
JAMAICA UNION CONFERENCE																										
101 JAMAICA UNION CONFERENCE	17	...	3	334	306	...	280	29	...	969	...	214
102 Central Jamaica Conference	38	65	...	22	6	...	34	165	101	...
103 East Jamaica Conference	39	79	...	11	2	...	11	142	31	...
104 North East Jamaica Conference	10	40	...	5	29	...	16	100	38	...
105 North Jamaica Conference	11	23	...	7	8	...	17	66	43	...
106 West Jamaica Conference	47	...	1	84	...	20	29	...	7	188	76	...
Totals	162	...	4	625	...	65	380	...	365	29	...	1,630	289	214
NORTH COLOMBIAN UNION CONFERENCE																										
107 NORTH COLOMBIAN UNION CONFERENCE	19	39	...	1	18	...	341	212	120	750	...	61
108 Atlantic Colombian Conference	20	6	...	3	28	57
109 Caribbean Colombian Conference	14	2	...	16	5	18	...	55
110 Colombian Islands Mission	2	3	...	3	3	17	...	28
111 East Central Colombian Conference	16	7	...	13	63	99
112 East Colombian Conference	27	28	...	12	7	...	110	184
113 Northeast Colombian Conference	22	9	...	3	1	...	88	123
114 Southwest Colombian Mission	7	6	...	4	73	90
115 West Central Colombian Conference	17	4	...	6	106	133
Totals	144	104	...	61	26	...	817	247	120	1,519	...	61
NORTH MEXICAN UNION CONFERENCE																										
116 NORTH MEXICAN UNION CONFERENCE	15	52	...	3	76	...	17	3	6	172	...	196
117 Baja California Conference	23	59	...	20	48	...	8	1	1	160	115	...
118 Chihuahua Mexican Conference	14	17	...	7	25	2	65	22	...
119 Gulf Mexican Conference	12	38	...	10	23	1	18	...	2	104	25	...
120 North Tamaulipas Mexican Conference	14	21	1	8	17	...	2	...	1	64	10	...
121 Northeast Mexican Conference	21	77	...	7	15	11	131	68	...
122 Northwest Mexican Mission	7	14	...	8	29	...	2	...	2	62	12	...
123 Regiomontana Mission	18	22	...	7	26	2	75	32	...
124 Sinaloa Mexican Conference	13	88	...	6	42	...	27	176	44	...
125 Sonora Mexican Conference	12	56	...	12	43	1	11	135	17	...
126 West Mexican Conference	9	11	...	14	29	1	8	1	...	73	15	...
Totals	158	455	1	102	373	7	93	5	23	1,217	360	196
PANAMA UNION MISSION																										
127 PANAMA UNION MISSION	4	1	8	3	...	3	19
128 Atlantic Panama Mission	4	20	1	...	6	3	...	9	...	8	...	4	1	...	56	8	...
129 Bocas del Toro Mission	3	14	6	7	3	...	19	52	7	...
130 Central Panama Conference	8	7	4	...	4	9	6	...	3	41	16	...
131 Metropolitan Panama Conference	10	15	12	...	5	5	47	6	...
132 Southeast Panama Mission	3	8	...	1	...	2	...	8	2	24	5	...
133 West Panama Conference	15	109	12	...	13	29	19	197	54	...
Totals	47	174	...	1	...	39	...	42	55	...	9	...	39	...	29	1	...	436	96	...

Conference or Mission	Denominational Employees														Total Active Employees	Literature Evangelists (Self-employed)	Honorary/Emeritus Credentialed Employees													
	22a		22b		23a		23b		24		25a		25b					26a		26b		27			29			30	28	31
	Ministerial Credential	Commissioned Minister Credential	Commissioned Ministry of Teaching Credential	Administrative Ministries Credential	Missionary Credential	Ministerial License	Commissioned Minister License	Commissioned Ministry of Teaching License	Administrative Ministries License	Missionary License	All Other Employees Including Part Time and Casual			FT				PT	C											

INTER-AMERICAN DIVISION (CONT'D)

134	PUERTO RICAN UNION CONFERENCE	13	...	3	...	22	46	...	1	4	10	...	656	755	3	56
135	East Puerto Rico Conference	38	...	5	...	67	...	4	...	40	...	12	21	3	...	21	15	2	228
136	North Puerto Rico Conference	16	...	1	...	21	8	...	1	6	2	55
137	South Puerto Rico Conference	11	...	1	...	14	4	2	2	3	...	1	...	38
138	West Puerto Rico Conference	30	43	43	...	16	10	9	...	26	62	15	254
	Totals	108	...	10	...	167	...	4	...	141	2	30	41	26	3	703	78	17	1,330	3	56
139	SOUTH CENTRAL AMERICAN UNION MISS	4	12	16	...	1
140	Caribbean Costa Rica Mission	9	8	5	...	8	3	...	3	36
141	Central Nicaragua Mission	10	28	14	...	12	70	3	137
142	North Costa Rica Mission	15	3	...	9	27
143	Northwestern Nicaragua Mission	7	1	...	5	6	...	129	148
144	South Atlantic Nicaragua Mission	2	10	3	...	4	22	11	52
145	South-Central Costa Rica Conference	11	20	8	...	10	2	51
	Totals	58	66	46	...	48	92	25	...	132	467	...	1
146	SOUTH COLOMBIAN UNION CONFERENCE	6	3	3	...	7	2	...	21	...	2
147	Central Colombian Conference	9	1	...	9	2	1	24	4	...	50
148	East Los Llanos Conference	16	3	...	6	4	1	...	65	95
149	Northwestern Bogota and Boyaca Mission	9	2	...	1	1	...	21	34	4	...
150	Pacific Colombian Conference	16	9	...	6	2	...	83	1	...	117
151	South Andean Mission	10	5	...	1	1	1	30	48
152	South Bogota Conference	14	4	...	3	3	...	26	50
153	South Colombian Conference	13	2	...	5	4	...	33	4	...	61
154	South Pacific Mission	6	1	...	3	2	...	37	49
155	Upper Magdalena Conference	15	3	...	6	2	...	28	54
	Totals	114	33	...	40	4	21	2	354	11	...	579	4	2
156	SOUTHEAST MEXICAN UNION MISSION	8	154	105	267	...	7
157	Campeche Mission	7	9	...	15	98	129	1	...
158	Central Tabasco Conference	20	21	...	17	81	139	8	...
159	East Tabasco Mission	7	22	...	10	7	46	1	...
160	Mayab Conference	12	9	...	14	52	87	4	...
161	North Quintana Roo Conference	17	44	...	16	42	119
162	South Quintana Roo Mission	8	6	...	11	36	61	10	...
163	South Tabasco Conference	9	67	...	12	88
	Totals	88	332	...	95	421	936	24	7
164	WEST VENEZUELA UNION MISSION	15	48	7	...	266	24	...	360
165	Central Andean Venezuela Mission	6	1	...	2	1	1	18	10	...	39
166	East Andean Venezuela Mission	8	2	...	5	4	...	18	37
167	North Central Venezuela Conference	9	5	...	4	2	1	44	65
168	Northwestern Venezuela Mission	6	3	...	3	2	...	21	8	...	43
169	Portuguese Venezuela Mission	6	1	...	5	2	...	95	109
170	Southwest Venezuela Conference	12	5	...	12	2	...	130	161
171	West Central Venezuela Conference	14	10	...	6	113	30	...	173
172	West Los Llanos Venezuela Conference	9	3	...	9	2	...	34	57
173	Yaracuy Venezuela Conference	9	10	...	10	2	...	80	111
174	Yaracuy Venezuela Mission	8	3	...	6	5	...	42	64	11	...
	Totals	102	91	...	62	29	2	861	72	...	1,219	11	...
175	INTER-AMERICAN DIVISION	46	...	18	...	122	271	...	4	49	...	1	...	120	...	558	89	50	1,328	...	72
176	Atlantic Caribbean Union Mission	40	...	1	...	35	...	2	...	26	...	6	...	3	...	38	44	...	40	7	...	242	...	30
177	Belize Union of Churches Mission	16	...	1	...	220	6	100	3	...	50	396	19	10

Conference or Mission	Denominational Employees																		Total Active Employees	Literature Evangelists (Self-employed)	Honorary/Emeritus Credentialed Employees									
	22a		22b		23a		23b		24		25a		25b		26a		26b					27			29			30	28	31
	FT	PT	FT	PT	FT	PT	FT	PT	FT	PT	FT	PT	FT	PT	FT	PT	FT	PT				FT	PT	C	FT	PT	C			

INTER-AMERICAN DIVISION (CONT'D)

178 Caribbean Union Conference	208	...	20	...	274	...	47	...	379	...	108	...	28	...	50	...	14	...	141	...	170	9	...	1,448	34	230
179 Central Mexican Union Mission	62	64	...	38	21	17	...	78	9	8	297	170	37	
180 Chiapas Mexican Union Conference	171	52	...	6	...	173	...	143	4	100	...	25	674	80	47	
181 Cuban Union Conference	77	147	2	90	83	1	16	416	...	42	
182 Dominican Union Conference	148	458	...	99	382	...	717	212	...	2,016	13	188	
183 Dutch Caribbean Union Mission	17	11	1	5	...	3	3	3	...	2	3	48	...	7	
184 East Venezuela Union Mission	52	46	...	53	33	...	369	74	15	642	6	8	
185 El Salvador Union Mission	47	97	...	2	...	25	48	62	31	1	107	3	...	423	11	16	
186 French Antilles-Guiana Union Conference	42	...	3	95	...	29	13	1	93	1	...	277	1	126	
187 Guatemala Union Mission	53	8	...	11	...	30	56	7	...	1	...	5	...	57	228	42	42	
188 Haitian Union Mission	141	135	83	97	53	...	1,288	379	...	2,176	102	...	
189 Honduras Union Mission	46	...	3	...	73	...	7	...	33	48	18	...	382	610	12	52	
190 Inter-Oceanic Mexican Union Conference	171	...	17	2	42	...	2	...	76	...	114	...	5	1	8	1	...	56	1	327	18	...	841	154	38	
191 Jamaica Union Conference	162	...	4	625	...	65	380	...	365	29	...	1,630	289	214	
192 North Colombian Union Conference	144	104	...	61	26	...	817	247	120	1,519	...	61	
193 North Mexican Union Conference	158	455	1	102	373	7	93	5	23	1,217	360	196	
194 Panama Union Mission	47	174	...	1	...	39	42	55	...	9	...	39	...	29	1	...	436	96	...	
195 Puerto Rican Union Conference	108	...	10	...	167	...	4	...	141	2	30	41	26	3	703	78	17	1,330	3	56	
196 South Central American Union Mission	58	66	46	...	48	92	25	...	132	467	...	1	
197 South Colombian Union Conference	114	33	...	40	4	21	2	354	11	...	579	4	2	
198 Southeast Mexican Union Mission	88	332	...	95	421	936	24	7	
199 West Venezuela Union Mission	102	91	...	62	29	2	861	72	...	1,219	11	...	
DIVISION TOTALS	2,318	...	77	2	1,330	...	82	...	3,835	89	1,489	...	39	1	531	1	25	...	2,442	21	7,631	1,246	236	21,395	1,431	1,482

INTER-EUROPEAN DIVISION

1 AUSTRIAN UNION OF CHURCHES CONF.	34	2	2	3	1	6	64	348	17	477	21	17	
2 BULGARIAN UNION OF CHURCHES CONF.	51	1	...	9	...	7	44	112	...	26	
3 CZECHO-SLOVAKIAN UNION CONF	7	...	3	6	11	27	...	52	
4 Bohemian Conference	28	...	2	11	...	5	13	59	7	...	
5 Moravia-Silesian Conference	33	6	29	68	7	...	
6 Slovakian Conference	17	7	...	1	10	35	18	...	
Totals	85	...	5	24	...	12	63	189	32	52	
7 FRANCO-BELGIAN UNION CONFERENCE	8	4	...	1	2	15	...	92	
8 Belgian-Luxembourg Conference	6	...	1	1	...	2	1	11	
9 North France Conference	32	6	...	14	8	67	
10 South France Conference	25	...	1	5	...	4	5	40	
Totals	71	...	2	16	...	21	11	133	...	92	
11 ITALIAN UNION OF CHURCHES CONF	49	...	11	2	3	44	16	14	...	3	11	7	...	160	...	72	
12 NORTH GERMAN UNION CONFERENCE	8	24	11	2	...	46	...	168	
13 Berlin-Central German Conference	48	13	...	19	3	2	1	28	...	114	...
14 Hansa Conference	18	1	3	3	1	...	7	...	33	...	
15 Lower Saxonian Conference	22	5	6	2	...	2	2	41
16 Northern Rhenish-Westfalian Conference	36	8	1	6	1	3	55	...	
Totals	132	46	9	34	18	4	10	30	6	289	...
17 PORTUGUESE UN OF CHURCHES CONF.	32	...	11	...	16	...	10	9	...	7	...	8	...	3	22	118	28	45

Conference or Mission	Denominational Employees																			Total Active Employees	Literature Evangelists (Self-employed)	Honorary/Emeritus Credentialed Employees							
	22a		22b		23a		23b		24		25a		25b		26a		26b		27				29			30	28	31	
	Ministerial Credential	Commissioned Minister Credential	Commissioned Ministry of Teaching Credential	Administrative Ministries Credential	Missionary Credential	Ministerial License	Commissioned Minister License	Commissioned Ministry of Teaching License	Administrative Ministries License	Missionary License	All Other Employees Including Part Time and Casual			FT	PT	C													
FT	PT	FT	PT	FT	PT	FT	PT	FT	PT	FT	PT	FT	PT	FT	PT	FT	PT	C	FT	PT	C								

INTER-EUROPEAN DIVISION (CONT'D)

18 ROMANIAN UNION CONFERENCE	32	6	...	2	...	150	3	85	...	34	312	124	79		
19 Banat Conference	35	5	5	...	2	1	...	4	52		
20 Moldavia Conference	56	9	...	12	...	2	6	...	1	86		
21 Muntenia Conference	86	11	...	10	...	3	5	...	3	118		
22 North Transylvania Conference	34	5	...	6	...	4	1	50		
23 Oltenia Conference	49	7	...	4	3	...	1	64		
24 South Transylvania Conference	40	1	...	5	7	...	3	2	...	2	...	60		
Totals	332	6	...	3	...	192	...	44	...	14	...	3	...	103	...	45	742	124	79		
25 SOUTH GERMAN UNION CONFERENCE	6	1	7	1	13	2	...	3	1	8	1	...	2	45	129			
26 Baden-Wuerttemberg Conference	20	1	4	...	1	1	...	3	...	10	1	2	1	44			
27 Bavarian Conference	36	1	6	...	5	7	3	...	2	...	17	...	5	26	3	3	4	1	1	4	13	137	1	...		
28 Central Rhenish Conference	28	4	1	1	3	1	1	1	...	50		
Totals	84	2	16	1	6	8	14	1	19	3	30	...	3	1	5	26	3	3	13	3	3	6	26	276	1	129
29 SPANISH UNION OF CHURCHES CONF	47	2	16	2	56	29	...	19	...	8	...	4	11	...	11	1	88	53	47	394	...	85	
30 SWISS UNION CONFERENCE	38	
31 French-Italian Swiss Conference	10	1	1	...	1	3	3	1	...	1	3	...	2	...	1	...	27	
32 German Swiss Conference	16	...	2	...	1	3	...	2	12	5	...	1	...	1	1	3	4	3	...	54	23	
Totals	26	1	2	...	1	3	1	...	3	15	8	1	1	1	1	...	3	1	5	4	4	...	81	23	38	
33 INTER-EUROPEAN DIVISION	39	2	12	2	5	...	12	3	95	44	3	5	5	3	...	1	...	6	3	48	17	11	316	
34 Austrian Union of Churches Conference	34	2	2	3	1	6	64	348	17	477	21	17	
35 Bulgarian Union of Churches Conference	51	1	...	9	...	7	44	112	26	
36 Czecho-Slovakian Union Conference	85	...	5	24	...	12	63	189	32	52	
37 Franco-Belgian Union Conference	71	...	2	16	...	21	11	...	12	133	92	
38 Italian Union of Churches Conference	49	...	11	2	3	44	16	14	...	3	11	7	160	72	
39 North German Union Conference	132	46	9	34	18	4	10	30	6	289	168	
40 Portuguese Union of Churches Conference	32	...	11	...	16	...	10	9	...	7	...	8	...	3	...	22	118	28	45	
41 Romanian Union Conference	332	6	...	3	...	192	...	44	...	14	...	3	...	103	...	45	742	124	79		
42 South German Union Conference	84	2	16	1	6	8	14	1	19	3	30	...	3	1	5	26	3	3	13	3	3	6	26	276	1	129
43 Spanish Union of Churches Conference	47	2	16	2	56	29	...	19	...	8	...	4	11	...	11	1	88	53	47	394	...	85	
44 Swiss Union Conference	26	1	2	...	1	3	1	...	3	15	8	1	1	1	1	...	3	1	5	4	4	...	81	23	38	
DIVISION TOTALS	982	9	77	7	93	11	41	4	453	87	216	7	59	5	21	37	7	6	174	23	403	458	107	3,287	229	803

NORTH AMERICAN DIVISION

1 ATLANTIC UNION CONFERENCE	9	2	...	1	...	9	2	2	1	26	197			
2 Atlantic Union Conference Institutions	3	4	...	3	...	16	1	...	9	...	1	...	37		
3 Bermuda Conference	8	11	9	1	...	3	...	7	...	7	10	...	56		
4 Greater New York Conference	80	3	1	...	26	...	15	...	24	...	4	26	...	1	1	16	...	197	40		
5 New York Conference	11	6	...	2	...	4	1	11	8	...	4	1	3	51		
6 Northeastern Conference	117	1	3	...	45	...	1	...	29	...	13	7	...	52	...	4	...	19	133	39	463		
7 Northern New England Conference	14	3	1	...	16	...	3	...	3	...	5	5	...	5	...	1	...	3	...	6	24	15	104	
8 Southern New England Conference	49	...	1	...	27	...	5	...	14	1	13	1	...	4	6	1	...	122		
Totals	291	7	6	...	137	...	30	...	108	2	46	13	1	...	98	1	1	...	36	2	49	170	58	1,056	40	197
9 CANADA, SDA CHURCH IN	3	...	7	10	1	8	29	65			
10 SDA Church in Canada Institutions	3	...	18	...	48	3	...	59	3	5	...	1	10	...	31	5	9	9	1	205	
11 Alberta Conference	42	...	5	...	49	1	...	19	...	21	24	3	...	15	...	179	71	29	458		
12 British Columbia Conference	34	4	11	...	46	8	...	16	2	20	1	...	19	2	...	8	...	254	254	...	679		
13 Manitoba-Saskatchewan Conference	22	...	4	...	9	2	...	2	...	1	...	3	...	2	...	575	33	2	655		
14 Maritime Conference of the SDA Church, Inc.	6	...	2	...	3	2	...	1	...	5	...	2	...	2	...	3	26		
15 Ontario Conference	110	...	12	...	46	2	...	26	...	26	...	8	...	6	28	1	...	300	27	...	595		

Conference or Mission		Denominational Employees																									
1		22a		22b		23a		23b		24		25a		25b		26a		26b		27		29			30	28	31
Conference or Mission		Ministerial Credential		Commissioned Minister Credential		Commissioned Ministry of Teaching Credential		Administrative Ministries Credential		Missionary Credential		Ministerial License		Commissioned Minister License		Commissioned Ministry of Teaching License		Administrative Ministries License		Missionary License		All Other Employees Including Part Time and Casual			Total Active Employees	Literature Evangelists (Self-employed)	Honorary/Emeritus Credentialed Employees
		FT	PT	FT	PT	FT	PT	FT	PT	FT	PT	FT	PT	FT	PT	FT	PT	FT	PT	FT	PT	C					

NORTH AMERICAN DIVISION (CONT'D)

CANADA, SDA CHURCH IN (CONT'D)																											
16	Quebec Conference	26	1	3	...	9	10	...	2	2	8	61
17	SDA Church in Newfoundland and Labrador	1	...	1	5	...	2	1	1	...	11	
	Totals	247	5	63	...	210	14	149	5	74	1	20	...	57	43	1	...	70	6	1,328	394	32	2,719	...	65
COLUMBIA UNION CONFERENCE																											
18	COLUMBIA UNION CONFERENCE	6	...	1	...	4	...	4	...	20	...	1	5	1	...	2	...	44	170
19	Columbia Union Conference Institutions	10	...	1	...	44	...	23	1	19	6	8	...	13	1	23	2	37	6	18,025	45	45	18,309
20	Allegheny East Conference	98	6	31	...	6	...	19	...	12	3	28	...	1	...	9	3	...	216
21	Allegheny West Conference	28	8	10	...	1	...	4	...	3	7	3	1	2	2	15	84
22	Chesapeake Conference	44	3	5	1	25	2	5	...	19	15	10	2	4	...	34	...	1	...	17	72	43	72	197	571
23	Mountain View Conference	9	3	...	1	...	3	1	9	1	2	...	6	1	...	36
24	New Jersey Conference of SDA, Inc.	36	9	12	...	4	3	7	74	4	149
25	Ohio Conference	43	2	16	...	7	...	6	...	8	3	2	4	19	...	1	...	9	...	27	40	101	288
26	Pennsylvania Conference	31	23	...	2	...	13	...	3	3	...	1	...	6	...	17	97	16	212
27	Potomac Conference	81	34	...	8	...	17	...	20	88	...	10	...	9	...	112	242	85	706
	Totals	386	19	7	1	199	2	57	1	132	22	70	15	14	4	194	1	37	2	100	79	18,234	576	463	20,615	...	170
LAKE UNION CONFERENCE																											
28	LAKE UNION CONFERENCE	5	7	...	6	3	2	3	26	...	103
29	Lake Union Conference Institutions	3,115	3,115
30	Illinois Conference	39	2	34	...	3	1	9	...	5	1	2	...	4	10	...	4	114	...	228
31	Indiana Conference	23	1	1	...	13	...	1	...	3	...	5	13	4	...	10	92	2	168
32	Lake Region Conference	46	3	1	...	7	...	3	...	6	1	6	3	1	...	5	...	2	...	3	...	11	2	...	100
33	Michigan Conference	93	5	40	4	12	6	32	7	23	1	31	5	5	...	16	4	22	380	...	686	3	...
34	Wisconsin Conference	17	19	...	4	...	13	...	7	8	9	...	8	85
	Totals	223	11	2	...	113	4	30	7	69	8	46	5	2	1	61	5	7	...	45	6	3,170	588	5	4,408	3	103
MID-AMERICA UNION CONFERENCE																											
35	MID-AMERICA UNION CONFERENCE	3	1	...	5	...	5	1	15	...	137
36	Mid-America Union Conference Institutions	7	1	2	...	1	...	77	8,157	14	79	8,338
37	Central States Conference	18	4	...	7	1	2	...	8	1	42	83
38	Dakota Conference	20	13	...	1	...	6	...	8	9	...	2	...	3	3	...	65
39	Iowa-Missouri Conference	35	16	...	6	1	14	3	11	2	3	...	15	7	...	113
40	Kansas-Nebraska Conference	40	12	...	3	...	9	1	19	31	...	2	...	4	...	1	6	94	222
41	Minnesota Conference	25	1	14	1	1	...	10	1	15	3	6	2	12	3	11	91	158	354	1	...
42	Rocky Mountain Conference	40	2	1	...	27	...	11	1	19	6	6	1	1	...	31	2	12	30	...	38	309	537
	Totals	188	4	1	...	89	1	35	3	142	11	67	4	1	...	80	4	4	...	35	33	8,184	159	682	9,727	1	137
NORTH PACIFIC UNION CONFERENCE																											
43	NORTH PACIFIC UNION CONFERENCE	9	10	1	9	5	1	...	2	37	...	254
44	North Pacific Union Conference Institutions	11	...	4	...	87	...	20	24	70	...	2,621	2,842
45	Alaska Conference	9	1	7	...	1	1	3	1	4	1	4	5	...	5	...	42
46	Idaho Conference of SDA, Inc.	16	17	...	5	...	8	...	3	6	4	...	9	101	...	169
47	Montana Conference	16	20	3	1	2	3	...	2	...	2	...	9	54	28	140
48	Oregon Conference	94	...	13	...	109	...	11	...	14	...	17	22	...	5	...	20	...	52	326	379	1,062
49	Upper Columbia Conference	67	...	2	...	59	...	19	...	18	...	8	...	1	...	32	...	6	...	38	...	35	285
50	Washington Conference	59	7	6	...	68	2	10	1	17	1	14	1	1	...	14	...	2	...	9	8	33	56	...	309
	Totals	281	8	25	...	367	2	76	3	72	8	48	2	30	...	77	...	21	...	145	13	2,764	537	407	4,886	...	254
PACIFIC UNION CONFERENCE																											
51	PACIFIC UNION CONFERENCE	10	...	3	...	3	16	2	10	2	46	6	420
52	Pacific Union Conference Institutions	18	...	4	...	146	9	10	...	274	43	14	...	3	...	75	6	22,321	39	13	22,975
53	Arizona Conference	44	...	3	...	19	...	8	...	10	...	9	19	10	122
54	Central California Conference of SDA	66	3	3	...	72	11	13	1	37	42	30	1	4	2	2	...	5	...	35	100	98	162	120	807
55	Hawaii Conference	18	22	9	...	1	6	...	1	...	10	67
56	Nevada-Utah Conference	20	1	1	...	16	...	1	...	1	...	6	...	1	...	4	...	1	...	4	...	7	20	1	84
57	Northern California Conference of SDA	131	7	4	...	289	...	19	...	87	1	56	7	80	136	49	5	871
58	Southeastern California Conference	166	4	14	7	39	...	210	1	28	...	1	2	53	...	267	54	79	925
59	Southern California Conference	127	86	...	6	...	22	6	6	3	...	1	...	9	9	14	34	...	323
	Totals	600	15	32	7	653	20	96	1	666	95	136	8	6	4	128	...	11	...	342	117	22,707	358	218	26,220	6	420

Conference or Mission	Denominational Employees														Total Active Employees	Literature Evangelists (Self-employed)	Honorary/Emeritus Credentialed Employees													
	22a		22b		23a		23b		24		25a		25b					26a		26b		27			29			30	28	31
	Ministerial Credential	Commissioned Minister Credential	Commissioned Ministry of Teaching Credential	Administrative Ministries Credential	Missionary Credential	Ministerial License	Commissioned Minister License	Commissioned Ministry of Teaching License	Administrative Ministries License	Missionary License	All Other Employees Including Part Time and Casual			FT				PT	C											

NORTH AMERICAN DIVISION (CONT'D)

60 SOUTHERN UNION CONFERENCE	12	1	9	1	18	1	8	...	5	2	...	1	14	72	...	550			
61 Southern Union Conference Institutions	20	...	1	...	119	...	32	...	185	12	...	3	...	92	10	48,213	29	428	49,144			
62 Carolina Conference	78	3	...	1	41	...	10	1	17	3	14	1	1	2	18	2	2	...	15	4	11	133	...	357	15	...	
63 Florida Conference	192	...	12	...	147	...	34	...	34	...	38	...	9	...	104	...	23	...	32	...	78	672	5	1,380	
64 Georgia-Cumberland Conference	124	...	3	...	140	...	26	...	31	...	21	...	1	...	45	28	...	19	316	66	820	
65 Gulf States Conference	23	22	...	2	14	3	13	...	23	70	87	257	
66 Kentucky-Tennessee Conference	45	5	1	...	36	21	1	7	3	1	...	15	13	151	303	
67 South Atlantic Conference	85	33	...	3	...	13	...	8	...	1	...	19	...	4	...	2	...	11	139	...	318	
68 South Central Conference	76	...	2	...	40	...	2	...	12	...	15	9	...	4	...	1	...	22	83	7	273	
69 Southeastern Conference	98	60	...	3	...	15	...	15	58	...	1	...	10	...	117	372	
Totals	753	9	19	1	638	...	121	2	346	5	127	1	12	2	275	2	45	...	199	16	48,509	1,456	758	53,296	15	550	
70 SOUTHWESTERN UNION CONFERENCE	6	1	2	...	2	7	1	1	...	10	...	3	33	...	139	
71 Southwestern Union Conference Institutions	5	...	2	...	21	...	13	...	24	...	21	24	...	1	3,588	3,699	
72 Arkansas-Louisiana Conference	37	...	1	...	19	1	9	...	8	2	6	1	37	...	122	243	
73 Oklahoma Conference	28	10	...	2	...	7	...	9	...	9	...	6	8	92	171	
74 Southwest Region Conference	48	1	12	13	1	7	4	1	...	6	7	...	100	
75 Texas Conference	128	10	2	1	115	19	...	18	2	1	...	19	...	10	...	46	6	76	517	205	1,175	
76 Texico Conference	15	1	6	...	3	...	6	...	11	4	4	...	1	...	6	4	10	74	...	145	
Totals	267	13	7	1	185	1	18	...	85	2	74	6	10	...	59	...	12	...	68	11	3,727	598	422	5,566	...	139	
77 ATTACHED FIELD																											
78 Guam-Micronesia Mission	11	1	45	...	58	...	8	1	197	...	289	610	...	10	
79 NORTH AMERICAN DIVISION	263	3	27	1	60	...	70	...	291	12	72	...	25	...	10	...	17	1	122	8	122	53	35	1,192	...	8	
80 Atlantic Union Conference	291	7	6	...	137	...	30	...	108	2	46	13	1	...	98	1	1	...	36	2	49	170	58	1,056	40	197	
81 Canada, SDA Church in	247	5	63	...	210	14	149	5	74	1	20	...	57	43	1	...	70	6	1,328	394	32	2,719	...	65	
82 Columbia Union Conference	386	19	7	1	199	2	57	1	132	22	70	15	14	4	194	1	37	2	100	79	18,234	576	463	20,615	...	170	
83 Lake Union Conference	223	11	2	...	113	4	30	7	69	8	46	5	2	1	61	5	7	...	45	6	3,170	588	5	4,408	3	103	
84 Mid-America Union Conference	188	4	1	...	89	1	35	3	142	11	67	4	1	...	80	4	4	...	35	33	8,184	159	682	9,727	1	137	
85 North Pacific Union Conference	281	8	25	...	367	2	76	3	72	8	48	2	30	...	77	...	21	...	145	13	2,764	537	407	4,886	...	254	
86 Pacific Union Conference	600	15	32	7	653	20	96	1	666	95	136	8	6	4	128	...	11	...	342	117	22,707	358	218	26,220	6	420	
87 Southern Union Conference	753	9	19	1	638	...	121	2	346	5	127	1	12	2	275	2	45	...	199	16	48,509	1,456	758	53,296	15	550	
88 Southwestern Union Conference	267	13	7	1	185	1	18	...	85	2	74	6	10	...	59	...	12	...	68	11	3,727	598	422	5,566	...	139	
89 Attached Field	11	1	45	...	58	...	8	1	197	...	289	610	...	10	
DIVISION TOTALS	3,510	95	189	11	2,651	44	578	17	2,118	170	768	56	121	11	1,039	56	156	3	1,359	291	109,083	4,889	3,080	130,295	65	2,053	

NORTHERN ASIA-PACIFIC DIVISION

1 CHINESE UNION MISSION	12	47	...	5	146	...	1,397	50	207	1,864	...	7
2 China	135	...	23	5,222	5,380
3 Hong Kong-Macao Conference	19	16	...	31	123	...	226	415
Totals	166	...	23	63	...	36	5,491	...	1,623	50	207	7,659	...	7
4 JAPAN UNION CONFERENCE	19	108	354	...	3	18	90	...	994	828	...	2,414	...	68
5 East Japan Conference	24	1	...	8	33	120	...
6 Okinawa Mission	5	2	1	...	8	17	...
7 West Japan Conference	12	2	...	8	22	62	...
Totals	60	108	357	...	21	18	90	...	994	829	...	2,477	199	68
8 KOREAN UNION CONFERENCE	94	...	1	140	872	...	1,096	2,203	...	367
9 East Central Korean Conference	198	...	5	60	...	22	163	...	39	487	28	...
10 Jeju Region	5	1	1	7
11 Midwest Korean Conference	105	33	...	19	34	...	12	203	11	...

Conference or Mission	Denominational Employees																		Total Active Employees	Literature Evangelists (Self-employed)	Honorary/Emeritus Credentialed Employees									
	22a		22b		23a		23b		24		25a		25b		26a		26b					27			29			30	28	31
	Ministerial Credential	Commissioned Minister Credential	Commissioned Ministry of Teaching Credential	Administrative Ministries Credential	Missionary Credential	Ministerial License	Commissioned Minister License	Commissioned Ministry of Teaching License	Administrative Ministries License	Missionary License	All Other Employees Including Part Time and Casual																			
FT	PT	FT	PT	FT	PT	FT	PT	FT	PT	FT	PT	FT	PT	FT	PT	FT	PT	C	FT	PT	C									

NORTHERN ASIA-PACIFIC DIVISION (CONT'D)

KOREAN UNION CONFERENCE (CONT'D)																															
12 North Korean Mission	
13 Southeast Korean Conference	95	10	...	10	20	...	28	163	7	
14 Southwest Korean Conference	74	17	...	18	41	...	20	170	10	
15 West Central Korean Conference	198	...	3	38	...	29	74	...	11	353	22	
Totals	769	...	9	298	...	99	1,204	...	1,207	3,586	78	
16 ATTACHED FIELDS																															
17 Mongolia Mission	12	6	...	12	2	...	4	6	...	21	12	75	5	
18 Taiwan Conference	47	3	...	31	33	...	6	120	43	
Totals	59	9	...	43	2	...	4	39	...	27	12	195	48	
19 NORTHERN ASIA-PACIFIC DIVISION	26	2	1	...	5	...	8	...	58	5	...	4	3	...	3	...	73	4	1,071	39	103	...	1,405	
20 Chinese Union Mission	166	...	23	63	...	36	5,491	...	1,623	50	207	...	7,659	7
21 Japan Union Conference	60	108	357	...	21	18	90	...	994	829	2,477	199	...	68	
22 Korean Union Conference	769	...	9	298	...	99	1,204	...	1,207	3,586	78	...	367	
23 Attached Fields	59	9	...	43	2	...	4	39	...	27	12	195	48	
DIVISION TOTALS	1,080	2	33	...	113	...	8	...	785	5	203	23	...	7	6,897	4	4,922	930	310	...	15,322	325	...	442

SOUTH AMERICAN DIVISION

1 ARGENTINA UNION CONFERENCE																															
2 Buenos Aires Conference	41	124	...	2	10	...	2,150	2,327	35
3 Central Argentine Conference	34	19	...	6	2	...	198	259	39	
4 Central West Argentine Mission	37	11	...	16	3	...	347	414	26	
5 North Argentine Conference	13	5	...	5	92	115	20	
6 North Buenos Aires Mission	34	7	...	18	3	...	720	782	11	
7 Northwest Argentine Mission	23	1	...	4	1	...	54	83	
8 South Argentine Conference	14	5	...	9	1	...	104	133	
Totals	24	14	...	9	4	...	379	430	24	
Totals	220	186	...	69	24	...	4,044	4,543	120	
9 BOLIVIA UNION MISSION																															
10 Central Bolivia Mission	17	14	...	4	11	...	239	285	47
11 East Bolivia Mission	31	7	...	20	246	304	28	
12 West Bolivia Mission	34	7	...	18	2	...	379	440	22	
Totals	39	1	...	26	6	...	568	640	7	
Totals	121	29	...	68	19	...	1,432	1,669	57	
13 CENTRAL BRAZIL UNION CONFERENCE																															
14 Central Sao Paulo Conference	48	158	...	22	127	...	2,490	2,845	215
15 East Sao Paulo Conference	61	27	...	14	18	...	505	625	46	
16 Sao Paulo Conference	57	36	...	13	10	...	559	675	63	
17 Sao Paulo Valley Conference	78	44	...	16	25	...	1,822	1,985	56	
18 South Sao Paulo Conference	52	19	...	15	22	...	735	843	38	
19 Southeast Sao Paulo Conference	70	33	...	8	23	...	1,372	1,506	22	
20 Southwest Sao Paulo Conference	43	19	...	4	11	...	909	986	11	
21 West Sao Paulo Conference	60	22	...	11	1	...	514	608	36	
Totals	58	17	...	6	21	...	752	854	58	
Totals	527	375	...	109	258	...	9,658	10,927	330	
22 CHILE UNION MISSION																															
23 Central Chile Mission	25	36	...	4	16	...	927	1,008	11	...
24 Central South Chile Conference	16	7	...	6	4	...	163	196	
25 Metropolitan Chile Conference	35	22	...	10	14	...	575	656	
26 North Chile Conference	32	13	...	9	5	...	241	300	6	
27 Pacific Chile Mission	21	5	...	8	6	...	463	503	13	
28 South Austral Chile Conference	24	11	...	8	2	...	239	284	
29 South Metropolitan Chile Mission	32	23	...	11	3	...	545	614	18	
Totals	19	5	...	7	3	...	255	289	13	
Totals	204	122	...	63	53	...	3,408	3,850	50	

Conference or Mission	Denominational Employees														27	29			30	28	31							
	22a		22b		23a		23b		24		25a		25b			26a		26b				All Other Employees Including Part Time and Casual			Total Active Employees	Literature Evangelists (Self-employed)	Honorary/Emeritus Credentialed Employees	
	Ministerial Credential	Commissioned Minister Credential	Commissioned Ministry of Teaching Credential	Administrative Ministries Credential	Missionary Credential	Ministerial License	Commissioned Minister License	Commissioned Ministry of Teaching License	Administrative Ministries License	Missionary License	FT	PT	FT	PT		FT	PT	FT				PT	C					

SOUTH AMERICAN DIVISION (CONT'D)

30 EAST BRAZIL UNION MISSION	34									34		2								18		409			497			27
31 Bahia Conference	59									10		10								8		758			845	88		
32 Central Bahia Conference	42									7		7										274			330	22		
33 North Bahia Mission	31									2		9								3		137			182	25		
34 Sergipe Mission	32									2		9								6		98			147	22		
35 South Bahia Conference	47									3		12								6		207			275	32		
36 Southwest Bahia Mission	42									4		15								4		239			304	40		
Totals	287									62		64								45		2,122			2,580	229		27
37 ECUADOR UNION MISSION	6									11		1								7		219			244			11
38 North Ecuador Mission	33									2		11										211			257	24		
39 South Ecuador Mission	33									3		10								2		237			285	31		
Totals	72									16		22								9		667			786	55		11
40 NORTH BRAZIL UNION MISSION	20									26		1								18		1,794			1,859			8
41 Maranhao Conference	33									2		17								4		351			407	23		
42 North Para Conference	60											24								11		797			892	8		
43 Para-Amapa Mission	35									2		9								2		388			436	18		
44 South Maranhao Mission	33									3		19								1		338			394			
45 South Para Conference	39											16								4		248			307	26		
46 West Para Mission	27									6		19								2		258			312	10		
Totals	247									39		105								42		4,174			4,607	85		8
47 NORTH PERU UNION MISSION	61									85		16								42		2,233			2,437	89		60
48 East Central Peru Conference	37									3		17								5		159			221	9		
49 North Pacific Conference	46									4		19								2		133			204	16		
50 North Peru Mission	48									5		16								2		238			309			
51 Northeast Peru Mission	29									4		19								2		130			184	11		
52 West Central Peru Mission	38									10		9								2		162			221			
Totals	259									111		96								55		3,055			3,576	125		60
53 NORTHEAST BRAZIL UNION MISSION	8									2		1								15		198			224	34		19
54 Alagoas Mission	29											3								5		244			281	25		
55 Ceara Conference	38									1		8								5		175			227	15		
56 Central Pernambuco Conference	45									10		8								2		259			324	21		
57 Northeast Brazil Mission	40									4		12								3		133			192	18		
58 Pernambuco Conference	47									2		6								3		234			292	22		
59 Piaui Mission	17									1		8								1		45			72	11		
Totals	224									20		46								34		1,288			1,612	146		19
60 NORTHWEST BRAZIL UNION MISSION	11									20										3		1,071			1,105			7
61 Amazonas-Roraima Conference	54									5		28								8		411			506	5		
62 Central Amazon Conference	47									5		8								6		409			475	10		
63 South Rondonia Conference	31									3		9								2		308			353	7		
64 West Amazon Conference	40									8		14								2		271			335	8		
Totals	183									41		59								21		2,470			2,774	30		7
65 PARAGUAY UNION OF CHURCHES MISS	31									17		10										725			803	8		11
66 SOUTH BRAZIL UNION CONFERENCE	25									11		2								29		654			721			90
67 Central Parana Conference	53									9		10								10		734			816	16		
68 Central Rio Grande do Sul Conference	44									12		12								5		537			610	17		
69 North Parana Conference	48									4		8								7		511			578	17		
70 North Santa Catarina Conference	41									4		9								10		516			580	32		
71 Rio Grande do Sul Conference	39									13		14								7		386			459	12		

Conference or Mission	Denominational Employees																										
	22a		22b		23a		23b		24		25a		25b		26a		26b		27			29			30	28	31
	Ministerial Credential		Commissioned Minister Credential		Commissioned Ministry of Teaching Credential		Administrative Ministries Credential		Missionary Credential		Ministerial License		Commissioned Minister License		Commissioned Ministry of Teaching License		Administrative Ministries License		Missionary License			All Other Employees Including Part Time and Casual			Total Active Employees	Literature Evangelists (Self-employed)	Honorary/Emeritus Credentialed Employees
FT	PT	FT	PT	FT	PT	FT	PT	FT	PT	FT	PT	FT	PT	FT	PT	FT	PT	FT	PT	C							

SOUTH AMERICAN DIVISION (CONT'D)

SOUTH BRAZIL UNION CONFERENCE (CONT'D)																											
72	Santa Catarina Conference	46	3	...	12	8	...	634	703	17	...
73	South Parana Conference	46	2	...	12	13	...	802	875	20	...
74	West Parana Conference	37	4	...	5	6	...	164	216	23	...
75	Western Rio Grande do Sul Mission	47	5	...	8	7	...	394	461	21	...
	Totals	426	67	...	92	102	...	5,332	6,019	175	90
76	SOUTH PERU UNION MISSION	21	59	32	...	2,912	3,024	...	16
77	Central Andina Mission	10	2	...	21	1	...	88	122	17	...
78	Central Peru Conference	36	12	...	4	4	...	325	381	15	...
79	Central South Peru Mission	23	4	...	8	12	47
80	East Peru Mission	17	2	...	25	1	...	213	258	17	...
81	Lake Titicaca Mission	34	4	...	17	5	...	253	313	16	...
82	South Peru Mission	29	10	...	28	2	...	286	355	51	...
83	Southeast Peru Mission	20	35	...	19	261	335	5	...
	Totals	190	128	...	122	45	...	4,350	4,835	121	16
84	SOUTHEAST BRAZIL UNION CONFERENCE	14	45	...	3	13	...	2,832	2,907	...	41
85	Central Minas Conference	50	10	...	17	3	...	296	376	23	...
86	East Minas Conference	30	5	...	10	4	...	287	336	7	...
87	Espirito Santo Conference	40	3	...	9	8	...	271	331	9	...
88	North Minas Mission	23	2	...	8	87	120	7	...
89	Rio de Janeiro Conference	36	12	...	5	7	...	610	670	20	...
90	Rio Fluminense Conference	49	11	...	8	2	...	140	210	2	...
91	South Espirito Santo Conference	31	3	...	19	7	...	337	397	9	...
92	South Minas Conference	37	3	...	9	5	...	262	316	20	...
93	South Rio Conference	47	12	...	14	5	...	781	859	12	...
	Totals	357	106	...	102	54	...	5,903	6,522	109	41
94	URUGUAY UNION OF CHURCHES MISSION	25	8	...	5	1	...	205	244	16	2
95	WEST CENTRAL BRAZIL UNION MISSION	14	12	...	2	14	...	439	481	...	18
96	Central Brazil Conference	45	11	...	10	2	...	583	651	20	...
97	Central Planalto Conference	59	17	...	12	4	...	854	946	37	...
98	Mato Grosso Conference	50	21	...	22	3	...	496	592	16	...
99	South Mato Grosso Conference	48	5	...	5	4	...	602	664	29	...
100	Tocantins Mission	19	2	...	10	4	...	292	327	18	...
	Totals	235	68	...	61	31	...	3,266	3,661	120	18
101	ATTACHED FIELD																										
102	Falkland Islands (Malvinas) Field Station	1	1
103	SOUTH AMERICAN DIVISION	77	205	...	3	135	...	2,617	3,037
104	Argentina Union Conference	220	186	...	69	24	...	4,044	4,543	120	35
105	Bolivia Union Mission	121	29	...	68	19	...	1,432	1,669	57	47
106	Central Brazil Union Conference	527	375	...	109	258	...	9,658	10,927	330	215
107	Chile Union Mission	204	122	...	63	53	...	3,408	3,850	50	11
108	East Brazil Union Mission	287	62	...	64	45	...	2,122	2,580	229	27
109	Ecuador Union Mission	72	16	...	22	9	...	667	786	55	11
110	North Brazil Union Mission	247	39	...	105	42	...	4,174	4,607	85	8
111	North Peru Union Mission	259	111	...	96	55	...	3,055	3,576	125	60
112	Northeast Brazil Union Mission	224	20	...	46	34	...	1,288	1,612	146	19
113	Northwest Brazil Union Mission	183	41	...	59	21	...	2,470	2,774	30	7
114	Paraguay Union of Churches Mission	31	17	...	10	20	...	725	803	8	11
115	South Brazil Union Conference	426	67	...	92	102	...	5,332	6,019	175	90

Conference or Mission	Denominational Employees															Total Active Employees	Literature Evangelists (Self-employed)	Honorary/ Emeritus/ Credentialed Employees											
	22a		22b		23a		23b		24		25a		25b		26a				26b		27		29			30	28	31	
	Ministerial Credential		Commissioned Minister Credential		Commissioned Ministry of Teaching Credential		Administrative Ministries Credential		Missionary Credential		Ministerial License		Commissioned Minister License		Commissioned Ministry of Teaching License				Administrative Ministries License		Missionary License		All Other Employees Including Part Time and Casual			Total Active Employees	Literature Evangelists (Self-employed)	Honorary/ Emeritus/ Credentialed Employees	
FT	PT	FT	PT	FT	PT	FT	PT	FT	PT	FT	PT	FT	PT	FT	PT	FT	PT	FT	PT	C									

SOUTH AMERICAN DIVISION (CONT'D)

116 South Peru Union Mission	190									128		122								45		4,350			4,835	121	16
117 Southeast Brazil Union Conference	357									106		102								54		5,903			6,522	109	41
118 Uruguay Union of Churches Mission	25									8		5								1		205			244	16	2
119 West Central Brazil Union Mission	235									68		61								31		3,266			3,661	120	18
120 Attached Field	1																								1		
DIVISION TOTALS	3,686									1,600		1,096								948		54,716			62,046	1,776	618

SOUTH PACIFIC DIVISION

1 AUSTRALIAN UNION CONFERENCE	11	1			5		7		27	2			1						19	13	2	8	6	102			261	
2 Greater Sydney Conference	57	1	2		80	16	5	1	8	7	11		1		77	22	1		19	3	49	251	307	918				
3 North New South Wales Conference	47	8	2	1	208	62	20	2	6	4	21		2	3	52	15			7		128	377	458	1,423				
4 Northern Australian Conference	14				8		2				10	1			12	2	1		5	3	15	1	35	109	15			
5 South Australian Conference	15	4			45	18	1		1	2	1				31	12	1		1	1	27	144	104	408				
6 South New South Wales Conference	12				13	6	2		1				7		13	3			2		2	17	19	97				
7 South Queensland Conference	53	2	1	1	114	27	3		33	2	9	1		1	57	12	5		17	7	144	283	298	1,070	21			
8 Tasmanian Conference	8	4			10	7					4													33				
9 Victorian Conference	43	5	3	3	138	47	5	1	6	1	7		5	3	17	7		2	8	7	98	322	279	1,007				
10 Western Australian Conference	30				27	7	2		12	5	4		9	10	2	2	3		8	2	20	131	56	331	13			
Totals	290	25	9	5	648	190	47	4	94	23	67	2	25	17	261	75	11	2	86	36	485	1,534	1,562	5,498	49	261		
11 NEW ZEALAND PACIFIC UNION CONF	4				14		9		10						3				9	1	17	2		69			25	
12 Cook Islands Mission	4		1		10				2		1								3		1			22				
13 French Polynesia Mission	9				8		3		17		5				1						15			58	12			
14 New Caledonia Mission	6								1															7				
15 North New Zealand Conference	30		2		29		2		8		13				18				9		30	1		143				
16 Pitcairn Field Station																												
17 South New Zealand Conference	7		1		13		1		2	1	8		1		3									14				
Totals	60		4		74		14	1	40	1	27		1		25		1		21	1	77	3		350	12	25		
18 PAPUA NEW GUINEA UNION MISSION	12		3		2		3		47										30					97			4	
19 Bougainville Mission	11		1		66		1		3		8		1		18				3		3			115	15			
20 Central Papua Conference	34		3		107		2		25		30				21				50		79			351	95			
21 Eastern Highlands Simbu Mission	33		4		1		1		6		42		5						6		69			167	61			
22 Madang Manus Mission	18		1		22		1		3		4				56				5		69			179	25			
23 Morobe Mission	35		2		15		1		3		61		1		98				10		25			251	80			
24 New Britain New Ireland Mission	20		1				1		10		27		1		1				11		12			84	56			
25 Northern and Milne Bay Mission	11				20				1		14		3		13				3		9			75	17			
26 Sepik Mission	19		1		27				1		17				13				9		5			93	17			
27 South West Papua Mission	6		2		1		1		1		13				19						1			44	8			
28 Western Highlands Mission	67						1		7		79		2		1				14		63			234	19			
Totals	266		18		261		12		107		295		13		240		2		141		335			1,690	397			
29 TRANS PACIFIC UNION MISSION	12				7		10		13	1	2				2				17	1	5			70			23	
30 American Samoa Region	6		2				1				5		1		22				3		2			42				
31 Fiji Mission	35		5				1		8		20		12						8		7			98	24			
32 Kiribati Mission	5				6				3		3				14				14		10	2		57				
33 Niue Field Station	1																							1				
34 Samoa-Tokelau Mission	20				17		5		1		14				14				1		9			81	21			
35 Solomon Islands Mission	49		13		562		14		32		24		21	5	204				14		8			964	20			
36 Tonga Mission	8		4		24		2		1		4		3		18									66				
37 Tuvalu Region	1												4						1					6				
38 Vanuatu Mission	21				53		6		32		9		8		84				44					257				
Totals	158		24		669		39		90	1	81		49	5	358		22		102	1	41	2		1,642	65	23		

Note—Statistics for Nauru Attached Church are on the Trans Pacific Union row.

Conference or Mission	Denominational Employees																						Total Active Employees	Literature Evangelists (Self-employed)	Honorary/Emeritus Credentialed Employees				
	22a		22b		23a		23b		24		25a		25b		26a		26b		27		29					30	28	31	
	FT	PT	FT	PT	FT	PT	FT	PT	FT	PT	FT	PT	FT	PT	FT	PT	FT	PT	FT	PT	C	FT				PT	C		

SOUTH PACIFIC DIVISION (CONT'D)

39 SOUTH PACIFIC DIVISION	40	...	8	...	64	2	32	...	196	21	3	12	1	8	...	129	14	2,013	1,133	727	4,403	...	7
40 Australian Union Conference	290	25	9	5	648	190	47	4	94	23	67	2	25	17	261	75	11	2	86	36	485	1,534	1,562	5,498	49	261
41 New Zealand Pacific Union Conference	60	...	4	...	74	...	14	1	40	1	27	...	1	...	25	...	1	...	21	1	77	3	...	350	12	25
42 Papua New Guinea Union Mission	266	...	18	...	261	...	12	...	107	...	295	...	13	...	240	...	2	...	141	...	335	1,690	397	...
43 Trans Pacific Union Mission	158	...	24	...	669	...	39	...	90	1	81	...	49	5	358	...	22	...	102	1	41	2	...	1,642	65	23
DIVISION TOTALS	814	25	63	5	1,716	192	144	5	527	46	473	2	88	22	896	76	44	2	479	52	2,951	2,672	2,289	13,583	523	316

SOUTHERN AFRICA-INDIAN OCEAN DIVISION

1 BOTSWANA UNION CONFERENCE	5	...	1	1	...	6	...	1	4	...	1	19	...	23
2 North Botswana Conference	3	...	1	2	...	4	...	7	...	5	2	...	67	91	48	...
3 South Botswana Conference	15	...	1	2	...	4	...	16	1	...	1	...	70	110	298	...
Totals	23	...	3	5	...	14	...	24	...	5	1	...	7	...	138	220	346	23
4 INDIAN OCEAN UNION CONFERENCE	17	1	8	...	20	...	2	...	54	...	3	...	1	...	3	...	3	...	25	...	61	2	43	243	...	75
5 Central Malagasy Conference	42	21	...	9	...	17	...	16	3	...	2	...	3	...	30	143	101	...
6 East Malagasy Conference	10	19	7	...	19	5	...	2	...	14	23	...	99	41	...
7 Mauritius Conference	9	3	...	3	...	8	1	...	7	2	...	33	43	...
8 Mayotte Field Station	1	1
9 North Malagasy Conference	21	...	1	...	5	...	1	...	5	...	2	5	1	...	4	45	20	...
10 North West Malagasy Conference	13	10	...	4	...	5	...	4	...	1	...	1	...	1	...	7	...	14	21	...	81	46	...
11 Reunion Conference	9	1	2	...	13
12 Seychelles Mission	3	1	...	2	...	1	2	...	1	...	1	11	12	...
13 South East Malagasy Conference	16	12	...	1	...	7	...	5	...	1	...	1	...	1	...	2	...	14	60	26	...
14 South West Malagasy Conference	9	1	...	4	102	1	3	120	22	...
Totals	149	1	9	...	87	...	20	...	100	...	65	...	4	...	13	...	14	...	49	...	240	51	47	849	311	75
15 MALAWI UNION CONFERENCE	15	65	374	...	16	38	205	...	487	91	...	1,291	...	23
16 Central Malawi Conference	58	40	21	...	10	13	22	2	...	166	221	...
17 North Malawi Conference	37	10	...	7	9	3	...	66	137	...
18 South Malawi Conference	74	41	22	...	6	15	7	1	...	166	223	...
Totals	184	146	427	...	39	66	243	...	487	97	...	1,689	581	23
19 MOZAMBIQUE UNION MISSION	11	1	...	2	...	8	...	2	2	2	...	4	32	...	16
20 Central Mission	15	...	7	...	11	...	4	4	1	...	1	20	63
21 North Mission	12	...	12	2	41	71	2	...
22 North-East Mission	10	...	2	1	...	1	...	4	2	...	2	17	...	39	26	...
23 South Mission	11	...	5	...	6	...	2	...	7	...	2	...	2	...	3	50	88	25	...
Totals	59	...	26	...	18	...	9	...	16	...	14	...	2	...	6	...	5	...	4	...	117	17	...	293	53	16
24 NORTH-EASTERN ANGOLA UNION MISS	9	...	9	12	1	31	...	24
25 Angola East Mission	13	5	...	2	...	12	3	...	3	...	9	3	50
26 Angola North Mission	7	4	...	8	...	29	3	7	71
27 Angola North-Eastern Mission	3	2	...	2	...	15	4	...	6	...	3	35
28 Angola South Luanda and Cabinda Mission	14	5	...	10	...	24	10	...	2	4	...	71	2	...
Totals	37	25	...	31	...	80	3	...	12	...	50	2	18	258	2	24
29 NORTHERN ZAMBIA UNION CONFERENCE	8	...	2	17	1	...	11	1	40	...	29
30 Copperbelt Zambia Conference	26	1	...	13	...	22	6	4	...	2	...	1	75	296	...
31 Luapula Zambia Conference	9	2	...	2	...	6	2	...	13	...	2	36	64	...
32 Midlands Zambia Conference	26	1	...	19	...	6	6	...	17	75	264	...
33 North Zambia Field	9	1	...	8	...	12	6	36	135	...
Totals	78	...	2	5	...	59	...	46	6	1	...	23	...	32	...	10	262	759	29

Conference or Mission	Denominational Employees														Total Active Employees	Literature Evangelists (Self-employed)	Honorary/Emeritus Credentialed Employees												
	22a		22b		23a		23b		24		25a		25b					26a		26b		27		29			30	28	31
	Ministerial Credential	Commissioned Minister Credential	Commissioned Ministry of Teaching Credential		Administrative Ministries Credential		Missionary Credential		Ministerial License	Commissioned Minister License	Commissioned Ministry of Teaching License		Administrative Ministries License					Missionary License	All Other Employees Including Part Time and Casual			FT	PT	C					

SOUTHERN AFRICA-INDIAN OCEAN DIVISION (CONT'D)

34 SOUTHERN AFRICA UNION CONFERENCE	21	...	7	...	19	...	8	...	128	1	3	...	10	...	83	3	155	438	...	90	
35 Cape Conference	65	...	5	...	93	...	8	...	58	...	31	23	...	1	...	29	...	66	379	
36 KwaZulu Natal-Free State Conference	31	...	1	...	13	...	1	...	21	...	24	...	1	...	7	...	3	...	9	...	1	...	112	110	...	
37 Lesotho Conference	6	...	1	...	1	8	...	2	2	...	2	...	108	1	131	40	...	
38 North Namibia Conference	5	1	...	7	2	...	3	...	1	3	22	48	...	
39 Northern Conference	45	4	...	1	24	...	5	...	32	2	21	4	...	5	...	34	...	204	381	153	...	
40 South Namibia Conference	5	...	1	5	...	5	5	...	1	22	20	...	
41 Swaziland Conference	4	2	...	5	...	7	1	...	1	...	2	...	22	30	...	
42 Trans-Orange Conference	53	...	2	26	...	19	...	2	8	...	4	2	1	117	143	...	
Totals	235	4	17	1	150	...	24	...	284	3	116	...	3	...	37	...	24	...	174	3	542	6	1	1,624	544	90
43 SOUTHERN ZAMBIA UNION CONFERENCE	17	...	2	...	26	...	13	...	73	30	28	9	...	198	...	19	
44 East Zambia Field	11	8	...	5	1	15	...	40	46	...	
45 Lusaka Conference	33	13	...	7	6	...	7	66	338	...	
46 South Zambia Conference	29	14	16	...	8	18	6	11	4	106	432	...	
47 West Zambia Field	12	8	...	6	3	7	...	36	143	...	
Totals	102	...	2	...	40	...	13	...	118	...	26	48	41	...	10	42	4	446	959	19	
48 SOUTH-WESTERN ANGOLA UNION MISS	13	...	2	34	...	5	1	55	...	172	
49 Central Association Mission	70	...	1	27	...	21	119	
50 South Association Mission	36	21	...	12	1	70	
Totals	119	...	3	82	...	38	2	244	...	172	
51 ZIMBABWE CENTRAL UNION CONF	5	1	...	6	1	...	1	...	1	15	
52 Central Zimbabwe Conference	22	11	...	2	...	61	14	3	9	75	...	208	20	...	
53 North-West Zimbabwe Conference	19	1	...	4	...	8	1	...	2	...	30	65	41	...	
Totals	46	11	...	4	...	71	...	19	14	...	3	...	2	...	12	...	31	75	...	288	61	...	
54 ZIMBABWE EAST UNION CONF	5	13	3	1	...	22	...	3	
55 East Zimbabwe Conference	32	55	...	14	6	39	...	146	144	...	
56 North Zimbabwe Conference	31	44	...	5	3	11	...	94	102	...	
Totals	68	112	...	19	12	51	...	262	246	3	
57 ZIMBABWE WEST UNION CONF	10	...	1	...	28	...	4	...	144	...	1	8	...	2	...	22	...	63	213	100	596	...	54	
58 South Zimbabwe Conference	26	1	...	2	...	11	...	11	6	3	60	45	...	
59 West Zimbabwe Conference	20	18	...	2	...	28	...	14	16	98	52	...	
Totals	56	...	1	...	47	...	8	...	183	...	26	14	...	2	...	41	...	63	213	100	754	97	54	
60 ATTACHED FIELD																										
61 Sao Tome and Principe Mission	6	9	...	2	1	18	32	...	
62 SOUTHERN AFRICA-INDIAN OCEAN DIV	17	...	4	36	13	70	
63 Botswana Union Conference	23	...	3	5	...	14	...	24	...	5	1	...	7	...	138	...	220	346	23	
64 Indian Ocean Union Conference	149	1	9	...	87	...	20	...	100	...	65	...	4	...	13	...	14	...	49	...	240	51	47	849	311	75
65 Malawi Union Conference	184	146	427	...	39	66	243	...	487	97	...	1,689	581	23	
66 Mozambique Union Mission	59	...	26	...	18	...	9	...	16	...	14	...	2	...	6	...	5	...	4	...	117	17	...	293	53	16
67 North-Eastern Angola Union Mission	37	25	...	31	...	80	3	...	12	...	50	2	18	258	2	24	
68 Northern Zambia Union Conference	78	...	2	5	...	59	...	46	6	1	...	23	...	32	...	10	262	759	29	
69 Southern Africa Union Conference	235	4	17	1	150	...	24	...	284	3	116	...	3	...	37	...	24	...	174	3	542	6	1	1,624	544	90
70 Southern Zambia Union Conference	102	...	2	...	40	...	13	...	118	...	26	48	41	...	10	42	4	446	959	19	
71 South-Western Angola Union Mission	119	...	3	82	...	38	2	244	...	172	
72 Zimbabwe Central Union Conference	46	11	...	4	...	71	...	19	14	...	3	...	2	...	12	...	31	75	...	288	61	...	
73 Zimbabwe East Union Conference	68	112	...	19	12	51	...	262	246	3	
74 Zimbabwe West Union Conference	56	...	1	...	47	...	8	...	183	...	26	14	...	2	...	41	...	63	213	100	754	97	54	
75 Attached Field	6	9	...	2	1	18	32	...	
DIVISION TOTALS	1,179	5	67	1	499	...	113	...	1,542	3	514	20	14	...	190	...	61	...	672	3	1,660	554	180	7,277	3,991	528

Conference or Mission	Denominational Employees																									
	22a		22b		23a		23b		24		25a		25b		26a		26b		27		29			30	28	31
	Ministerial Credential		Commissioned Minister Credential		Commissioned Ministry of Teaching Credential		Administrative Ministries Credential		Missionary Credential		Ministerial License		Commissioned Minister License		Commissioned Ministry of Teaching License		Administrative Ministries License		Missionary License		All Other Employees Including Part Time and Casual			Total Active Employees	Literature Evangelists (Self-employed)	Honorary/Emeritus Credentialed Employees
FT	PT	FT	PT	FT	PT	FT	PT	FT	PT	FT	PT	FT	PT	FT	PT	FT	PT	FT	PT	C						

SOUTHERN ASIA DIVISION

1 EAST-CENTRAL INDIA UNION SECTION	10											2									195	59			266		357
2 Adilabad Region	1																				2				3		
3 East Telangana Section	12											4										6			22		
4 Guntur Region	6																				10	18			34		
5 Hyderabad Metro Section	11								1												4	3			19		
6 North Andhra Section	23											1									32	33			89		
7 North Orissa Region	2																				1				3		
8 North Rayalaseema Section	7																				7	5			19		
9 Northeast Andhra Section	6																				3	5			14		
10 Orissa Section	4											1									4	3			12		
11 South Andhra Section	26																				41	36			103		
12 South Rayalaseema Section	5																				9	3			17		
13 Southeast Andhra Section	20																				6	15			41		
14 Vishaka Metro Region	4																				3	1			8		
15 West Telangana Section	10																				5	14			29		
Totals	147								1			8									322	201			679		357
16 NORTHEAST INDIA UNION SECTION	5		7		1																2	2			17		
17 Arunachal Pradesh Region	2		1				1					5			7						1	37			54		
18 Assam Region	4						1					6			5						2				18		
19 Garo Section	8				7				3			1			16						1	49			85	4	
20 Khasi Jaintia Conference	9		1		27				6			9			23						23	60			158	3	
21 Manipur Conference	13		1		4				2			6			9						5	131			171	5	
22 Mizo Conference	26				12				6			35			84						42	16			221		
23 Nagaland Region	4		1						1			3		1	6						9	7			32		
Totals	71		11		51		2		18			65		1	150						85	302			756	12	
24 NORTHERN INDIA UNION SECTION	5		8		111				107						46						59	129			465		72
25 Bihar Region	1											2										1			4		
26 Chhattisgarh Region	2											1									1				4		
27 Delhi Metro Region	4								1			1													6		
28 Eastern Jharkhand Section	4		1									2													7	5	
29 Eastern Uttar Pradesh Section	1		2		2							3		2							1	3			14		
30 Haryana Region	1				1							8													10		
31 Himachal Pradesh Region	2											3													5		
32 Madhya Pradesh Region	2											2													4		
33 North Bengal Section	6		3		7				15			7									1	12			51	5	
34 North India Section	9		2		3				6			7									1				28	9	
35 Rajasthan Section	9		1		4							5													19	10	
36 South Bengal Section	5		1		1							8		1	1						1	2			20		
37 Upper Ganges Section	4		3		1							1													12	9	
38 Uttarakhand Region	3		1		2							1													7	9	
39 Western Jharkhand Section	6		4		16				11			6		1	2						1	2			49	11	
40 Western Uttar Pradesh Region	3								1												1				5	6	
Totals	67		26		148				142			57		4	49						66	151			710	64	72
41 SOUTH-CENTRAL INDIA UNION SECTION	7		9		229		1		66						3						184	2			501	97	21
42 Bangalore Metro Conference	34		6		1		1		2			9									2				55		
43 Goa-West Karnataka Section	3		2				1					12									3				21		
44 Kolar-Chinthamani Region	1				1				1			5													8		
45 North Karnataka Section	2		2				1		1			15									1				22		
46 Raichur-Bellary Region	4											6										1			11		
47 South Karnataka Section	3		1				1		1			9		1							1				17		
Totals	54		20		231		5		71			56		1	3						191	3			635	97	21

Conference or Mission	Denominational Employees														Total Active Employees	Literature Evangelists (Self-employed)	Honorary/Emeritus Credentialed Employees													
	22a		22b		23a		23b		24		25a		25b					26a		26b		27			29			30	28	31
	Ministerial Credential	Commissioned Minister Credential	Commissioned Ministry of Teaching Credential		Administrative Ministries Credential		Missionary Credential		Ministerial License	Commissioned Minister License	Commissioned Ministry of Teaching License		Administrative Ministries License					Missionary License		All Other Employees Including Part Time and Casual			FT	PT	C					

SOUTHERN ASIA DIVISION (CONT'D)

48 SOUTHEAST INDIA UNION SECTION	10	34	566	...	396	1,006	4	65
49 Chennai Metro Section	16	3	...	9	8	...	2	38	1	...
50 Coimbatore Tirupur Region	5	3	8	1	...	
51 Dharmapuri Region	5	1	...	1	6	...	1	...	14	1	...	
52 Erode Nilgiris Section	6	1	...	5	3	15	1	...	
53 Kanchipuram-Chengalpattu Section	5	1	...	1	2	...	3	...	12	4	...	
54 North Tamil Conference	4	2	15	...	6	...	27	1	...	
55 Pudukottai-Thirumayam Region	1	1	3	
56 Sivagangai Ramanathapuram Section	7	1	2	...	1	...	11	3	...	
57 South Tamil Conference	29	4	...	3	10	...	4	...	50	2	...	
58 Thanjavur-Karaikal Section	4	1	...	6	1	...	1	...	13	
59 Theni-Periyakulam Region	1	2	...	3	6	1	...	
60 Vellore Region	5	3	...	1	1	10	
61 Villupuram-Tindivanam Region	2	1	2	5	
Totals	100	51	...	33	619	...	415	...	1,218	19	65	
62 SOUTHWEST INDIA UNION SECTION	3	1	4	...	8	149	87	...	148	...	400	116	15	
63 Alappuzha-Pathanamthitta Section	6	1	3	...	5	...	15	
64 Idukki Section	4	7	...	11	
65 Malabar Region	2	...	2	
66 North Kerala Section	3	4	1	...	17	...	25	
67 South Kerala Section	9	2	4	...	35	...	50	
Totals	25	1	4	...	8	156	95	...	214	...	503	116	15	
68 WESTERN INDIA UNION SECTION	6	...	4	6	6	22	
69 Central Maharashtra Conference	10	...	2	...	19	...	2	...	6	...	11	...	1	...	13	38	...	16	...	118	
70 Gujarat Conference	6	...	3	...	24	...	2	...	1	...	6	...	1	...	48	65	...	48	...	204	
71 Mumbai Metro Section	10	6	2	...	2	...	2	...	3	2	...	2	...	28	
72 North Maharashtra Section	1	...	1	...	6	...	2	8	6	15	...	4	...	43	
73 Saurashtra Region	2	2	
74 South Gujarat Region	1	6	1	...	2	11	24	...	10	...	55	
75 South Maharashtra Section	7	...	1	...	9	8	...	5	17	33	...	11	...	91	
76 Vidarbha Region (Nagpur)	1	...	1	...	2	1	...	2	...	1	...	9	7	...	4	...	28	
Totals	44	...	12	...	72	...	6	...	25	...	36	...	4	...	107	190	...	95	...	591	
77 ATTACHED FIELDS	
78 Andaman and Nicobar Island Region	1	1	2	
79 East Himalayan Field	1	1	...	2	2	...	18	...	24	
80 Himalayan Section	10	2	12	
Totals	12	2	...	1	...	2	3	...	18	...	38	
81 SOUTHERN ASIA DIVISION	48	112	...	1	7	501	...	1,232	...	1,901	...	28	
82 East-Central India Union Section	147	1	...	8	322	...	201	...	679	...	357	
83 Northeast India Union Section	71	...	11	...	51	...	2	...	18	...	65	...	1	...	150	85	...	302	...	756	12	...	
84 Northern India Union Section	67	...	26	...	148	142	...	57	...	4	...	49	66	...	151	...	710	64	72	
85 South-Central India Union Section	54	...	20	...	231	...	5	...	71	...	56	...	1	...	3	191	...	3	...	635	97	21	
86 Southeast India Union Section	100	51	...	33	619	...	415	...	1,218	19	65	
87 Southwest India Union Section	25	1	4	...	8	156	95	...	214	...	503	116	15	
88 Western India Union Section	44	...	12	...	72	...	6	...	25	...	36	...	4	...	107	190	...	95	...	591	
89 Attached Fields	12	2	...	1	...	2	3	...	18	...	38	
DIVISION TOTALS	568	...	69	...	503	...	15	...	425	...	266	...	10	...	472	2,072	...	2,631	...	7,031	308	558	

Conference or Mission	Denominational Employees														30	28	31										
	22a		22b		23a		23b		24		25a		25b					26a		26b		27			29		
	Ministerial Credential		Commissioned Minister Credential		Commissioned Ministry of Teaching Credential		Administrative Ministries Credential		Missionary Credential		Ministerial License		Commissioned Minister License					Commissioned Ministry of Teaching License		Administrative Ministries License		Missionary License		All Other Employees Including Part Time and Casual			Total Active Employees
FT	PT	FT	PT	FT	PT	FT	PT	FT	PT	FT	PT	FT	PT	FT	PT	FT	PT	FT	PT	C							

SOUTHERN ASIA-PACIFIC DIVISION

1 BANGLADESH UNION MISSION	11									108											25								318			17
2 East Bangladesh Mission	5									17											2								65		6	
3 North Bangladesh Mission	8									25											10								84			
4 South Bangladesh Mission	6									57																			146		1	
5 West Bangladesh Mission	5									51											2								116			
Totals	35									258											39							397		7	17	
6 CENTRAL PHILIPPINE UNION CONF	16									441		8									436		50	8	130			1,089			59	
7 Central Visayan Conference	35									99		6									7		11					158		76		
8 East Visayan Conference	18									32		12									10		4					76		131		
9 Negros Occidental Conference	29									58		12									27							126		255		
10 Negros Oriental-Siquijor Mission	13									14		4									13							44		49		
11 Romblon Adventist Mission	8									9		5									9							31		24		
12 West Visayan Conference	32									58		5									9				4			108		128		
Totals	151									711		52									511		65	8	134			1,632		663	59	
13 EAST INDONESIA UNION CONFERENCE	25									130		1									105	20			13			294			4	
14 Bolaang Mongondow and Gorontalo Mission	21									29		12									14							76		28		
15 Central Sulawesi Mission	18									16		9									7							50		11		
16 Luwu Tana Toraja Mission	7									20		9									13		13					62				
17 Maluku Mission	16									19		9									3							47		23		
18 Manado and North Maluku Conference	50									93		19	14								49				3			228				
19 Minahasa Conference	62									155		18									42							277		209		
20 North Minahasa Bitung Mission	33									14		12	17								9			2	14			101		46		
21 Northern Island Mission	12									31		10									7							60		20		
22 Papua Mission	26									62		38									16							142		95		
23 South Sulawesi Conference	13									25		12									6							56		15		
24 West Papua Mission	14									40		5									15							74		25		
Totals	297									634		154	31								286	20	13	2	30			1,467		472	4	
25 MYANMAR UNION MISSION	18									41		6									33		70		4			172			63	
26 Ayeyarwady Mission	14									17		5									3		65	5	33			142		2		
27 Central Myanmar Mission	14									13		6									5		27		58			123		3		
28 South East Mission	18									5		4									10		57		76			170		2		
29 Upper Myanmar Mission	27									16		29									3		56		27			158		3		
30 Yangon Adventist Mission	15									8		7											46		17			93		4		
Totals	106									100		57									54		321	5	215			858		14	63	
31 NORTH PHILIPPINE UNION CONFERENCE	39									1,128		13									90	5	88	105	58			1,526			60	
32 Central Luzon Conference	105									177		41									39		3		18			383		661		
33 Mountain Provinces Mission	12									51		14									25				16			118		109		
34 Northeast Luzon Mission	10									49		6									3		11					79		112		
35 Northern Luzon Mission	21									95		6									5		4		12			143		207		
36 Palawan Adventist Mission	18									28		1									21		45		22			135		108		
37 South-Central Luzon Conference	40									178		16									10		111					355		191		
38 Southern Luzon Mission	20									39		1									35		15		57			167		183		
Totals	265									1,745		98									228	5	277	105	183			2,906		1,571	60	
39 PAKISTAN UNION SECTION	8									49											39		554					650		10		
40 Northern Section	12									6		8											25					51				
41 Southern Section	6									4		11											8					29				
Totals	26									59		19									39		587					730		10		

Conference or Mission	Denominational Employees															Total Active Employees	Literature Evangelists (Self-employed)	Honorary/Emeritus Credentialed Employees												
	22a		22b		23a		23b		24		25a		25b		26a				26b		27			29			30	28	31	
	Ministerial Credential	Commissioned Minister Credential	Commissioned Ministry of Teaching Credential		Administrative Ministries Credential		Missionary Credential		Ministerial License	Commissioned Minister License	Commissioned Ministry of Teaching License		Administrative Ministries License		Missionary License				All Other Employees Including Part Time and Casual			FT	PT	C						

SOUTHERN ASIA-PACIFIC DIVISION (CONT'D)

42 SOUTH PHILIPPINE UNION CONFERENCE	35	2							602	4	31									309	20	245	8	97	1,353		46	
43 Davao Mission	45								71		8									13					137	263		
44 North Central Mindanao Conference	47								86		12									35			103		283	501		
45 Northeastern Mindanao Mission	36								45		2									19			44		146	321		
46 Southern Mindanao Mission	45								71		9									22		143			290	229		
47 Western Mindanao Conference	45								62		10									15		160			292	186		
48 Zamboanga Peninsula Mission	21								26		6									16		91			160	137		
Totals	274	2							963	4	78									429	20	639	155	97	2,661	1,637	46	
49 SOUTHEAST ASIA UNION MISSION	11								159	6	7									263		1,796	238	29	2,509		42	
50 Cambodia Adventist Mission	7								32		7									39		1	5		91	24		
51 Laos Region	4								3	1	9									8		3			28	3		
52 Peninsular Malaysia Mission	16	1							9		19	1								5		1			52	43		
53 Sabah Mission	33								111		52									88					284	89		
54 Sarawak Mission	26								43		21									19		22	2	36	169	26		
55 Singapore Conference	9								14		5									29	7	19	1		84			
56 Thailand Mission	46								212		19									49		351	56		733	48		
57 Vietnam Mission	16								3		169									3		1			192	47		
Totals	168	1							586	7	308	1								503	7	2,194	302	65	4,142	280	42	
58 WEST INDONESIA UNION MISSION	40								1,155		3									415		398	12		2,023		16	
59 Central Java Mission	23								17		6									3		88		6	143	36		
60 Central Sumatra Mission	32								75		20									1		129	101		358	14		
61 East Java Conference	47								53		11									68	168	9			356	48		
62 East Kalimantan Mission	31								47		20									19		32	1	2	152	39		
63 Jakarta Conference	155								214		45									3		98	104		619	43		
64 North Sumatra Mission	42								92		19									17		285	89		544	24		
65 Nusa Tenggara Mission	25								27		13									4		88		1	158	25		
66 South Sumatra Mission	16								18		12									4		24	10	12	96	23		
67 West Java Conference	46								47		11									3				4	111	97		
68 West Kalimantan Region	11								8		11									5		6		2	43	6		
Totals	468								1,753		171									542	168	1,157	317	27	4,603	355	16	
69 ATTACHED FIELDS																												
70 Sri Lanka Mission of SDA	7								52		7									44		3			113	4		
71 Timor-Leste Mission	3								5											4		3	20		35	10		
Totals	10								57		7									48		6	20		148	14		
72 SOUTHERN ASIA-PACIFIC DIVISION	33								98		3									30					164		10	
73 Bangladesh Union Mission	35								258											39		397			729	7	17	
74 Central Philippine Union Conference	151								711		52									511		65	8	134	1,632	663	59	
75 East Indonesia Union Conference	297								634		154	31								286	20	13	2	30	1,467	472	4	
76 Myanmar Union Mission	106								100		57									54		321	5	215	858	14	63	
77 North Philippine Union Conference	265								1,745		98									228	5	277	105	183	2,906	1,571	60	
78 Pakistan Union Section	26								59		19									39		587			730	10		
79 South Philippine Union Conference	274	2							963	4	78									429	20	639	155	97	2,661	1,637	46	
80 Southeast Asia Union Mission	168	1							586	7	308	1								503	7	2,194	302	65	4,142	280	42	
81 West Indonesia Union Mission	468								1,753		171									542	168	1,157	317	27	4,603	355	16	
82 Attached Fields	10								57		7									48		6	20		148	14		
DIVISION TOTALS	1,833	3							6,964	11	947	32								2,709	220	5,656	914	751	20,040	5,023	317	

Conference or Mission	Denominational Employees														Total Active Employees	Literature Evangelists (Self-employed)	Honorary/Emeritus Credentialed Employees													
	22a		22b		23a		23b		24		25a		25b					26a		26b		27			29			30	28	31
	Ministerial Credential	Commissioned Minister Credential	Commissioned Ministry of Teaching Credential	Administrative Ministries Credential	Missionary Credential	Ministerial License	Commissioned Minister License	Commissioned Ministry of Teaching License	Administrative Ministries License	Missionary License	All Other Employees Including Part Time and Casual	FT	PT	C																

TRANS-EUROPEAN DIVISION

1 ADRIATIC UNION CONFERENCE	4	1	1	3	2	1	12	...	22
2 Albanian Mission of SDA	4	1	5
3 Croatian Conference	18	4	3	25
4 Slovenian Conference	2	1	4	7
Totals	28	1	1	3	7	1	8	...	49
5 BALTIC UNION CONFERENCE	4	...	1	1	1	7	...	15
6 Estonian Conference	4	...	1	3	...	5	4	...	3	24
7 Latvian Conference	13	...	1	13	3	...	3	42
8 Lithuanian Conference	9	1	3	2	...	1	1	17
Totals	30	1	5	1	1	...	3	...	17	1	5	7	...	13	6	90	...	15
9 BRITISH UNION CONFERENCE	14	...	1	...	9	4	5	...	32	6	2	2	1	...	22	6	7	2	113	6	170
10 Irish Mission	5	...	1	1	1	2	10	1	...
11 North England Conference	39	...	1	...	1	...	4	...	13	...	9	...	2	1	...	8	2	80
12 Scottish Mission	5	...	1	1	7
13 South England Conference	90	1	5	...	10	1	2	...	16	...	13	2	...	3	...	27	6	176
14 Welsh Mission	4	...	1	1	3	9
Totals	157	1	9	1	20	5	11	...	61	7	23	...	3	...	4	2	5	...	57	20	7	2	395	7	170
15 DANISH UNION OF CHURCHES CONF	9	1	4	1	4	19	...	19
16 FINLAND UNION OF CHURCHES CONF	9	6	7	...	5	1	2	1	32	7	2	...	1	11	4	49	17	5	159	...	89
17 HUNGARIAN UNION CONFERENCE	9	...	2	3	...	9	3	...	10	...	85	71	7	199	...	30
18 Duna Conference	19	...	3	2	...	4	5	33
19 Tisza Conference	15	1	5	...	4	25
Totals	43	1	5	3	...	16	...	8	3	...	15	...	85	71	7	257	...	30
20 NETHERLANDS UN OF CHURCHES CONF	20	...	3	4	1	...	2	1	1	4	4	1	...	41	...	21
21 NORWEGIAN UNION CONFERENCE	1	9	...	13	10	8	2	37	7	87	1	12
22 East Norway Conference	1	1
23 North Norway Conference	1	1
24 West Norway Conference	1	1
Totals	1	9	...	13	12	9	2	37	7	90	1	12
<i>Note—Norwegian Union did not report employees in the ministerial and commissioned ministers credential, nor the ministerial and commissioned ministers license categories.</i>																														
25 POLISH UNION CONFERENCE	7	1	1	83	8	1	101	...	11
26 East Polish Conference	14	5	4	3	26	6	...
27 South Polish Conference	11	3	5	5	...	4	28	7	...
28 West Polish Conference	10	3	8	2	23	5	...
Totals	42	12	18	5	...	92	8	1	178	18	11
29 SOUTH-EAST EUROPEAN UNION CONF	8	3	1	1	65	20	98	...	58
30 Bosnia and Herzegovina Conference	5	2	1	1	9	2	...
31 Macedonian Mission	7	1	1	9
32 North Conference	18	2	2	1	23
33 South Conference	23	1	3	1	28	4	...
Totals	61	3	7	1	72	23	167	6	58
34 SWEDISH UNION OF CHURCHES CONF	11	4	2	9	5	...	7	9	4	3	1	1	10	10	76	...	23

Conference or Mission	Denominational Employees														Total Active Employees	Literature Evangelists (Self-employed)	Honorary/Emeritus/Credentialed Employees												
	22a		22b		23a		23b		24		25a		25b					26a		26b		27		29			30	28	31
	Ministerial Credential	Commissioned Minister Credential	Commissioned Ministry of Teaching Credential		Administrative Ministries Credential		Missionary Credential		Ministerial License	Commissioned Minister License	Commissioned Ministry of Teaching License		Administrative Ministries License					Missionary License		All Other Employees Including Part Time and Casual			FT	PT	C				

TRANS-EUROPEAN DIVISION (CONT'D)

35 ATTACHED FIELDS																												
36 Cyprus Section	2	2	4	...	1
37 Greek Mission	3	1	1	...	3	8	...	3	
38 Iceland Conference	1	1	1	10	9	22	
Totals	6	1	1	...	2	1	1	...	13	9	34	4	
39 TRANS-EUROPEAN DIVISION	13	...	1	...	8	1	2	...	24	8	1	1	2	14	...	1	...	10	86	9		
40 Adriatic Union Conference	28	1	...	1	...	3	...	7	1	8	...	8	49	22		
41 Baltic Union Conference	30	1	5	1	1	...	3	...	17	1	5	7	...	13	6	...	90	15			
42 British Union Conference	157	1	9	1	20	5	11	...	61	7	23	...	3	...	4	2	5	...	57	20	7	2	395	7	170			
43 Danish Union of Churches Conference	9	1	4	1	4	19	19		
44 Finland Union of Churches Conference	9	6	7	...	5	1	2	1	32	7	2	...	1	11	4	49	17	5	159	...	89			
45 Hungarian Union Conference	43	1	5	3	...	16	...	8	3	...	15	...	85	71	7	257	...	30			
46 Netherlands Union of Churches Conference	20	...	3	4	1	...	2	1	1	4	1	...	41	...	21			
47 Norwegian Union Conference	1	9	...	13	12	9	2	37	7	...	90	1	12				
48 Polish Union Conference	42	12	18	5	...	92	8	1	178	18	11			
49 South-East European Union Conference	61	3	7	1	72	23	...	167	6	58				
50 Swedish Union of Churches Conference	11	4	2	9	5	...	7	9	4	3	1	...	1	10	10	76	...	23				
51 Attached Fields	6	1	1	2	1	1	...	13	9	...	34	...	4			
DIVISION TOTALS	418	11	46	6	36	16	43	2	171	47	76	5	35	3	8	2	9	5	120	38	377	144	23	1,641	32	483		

WEST-CENTRAL AFRICA DIVISION

1 CAMEROON UNION MISSION	12	104	...	4	41	...	404	565
2 Central-South Cameroon Conference	36	59	25	...	30	65	15	...	73	303	58	...
3 East Cameroon Mission	14	29	...	11	8	...	33	10	...	105	21	...
4 North Cameroon Conference	23	1	...	1	...	24	...	13	17	...	23	97	...	199	14	...
5 West Cameroon Mission	17	6	4	...	15	1	...	2	45	58	...
Totals	102	66	...	1	...	186	...	73	65	82	...	535	107	...	1,217	151	...
6 CENTRAL AFRICAN UNION MISSION	5	5	3	13	...	12
7 Central African Republic Mission	1	4	...	1	7	5	...	1	19
8 Chad Mission	10	19	...	2	...	2	...	4	1	...	10	48	64	...
9 Congo Region	2	1	...	4	1	8
10 Equatorial Guinea Mission	1	17	...	8	...	6	...	7	3	...	6	8	56
11 Gabon Mission	4	7	...	2	...	2	...	4	4	...	1	...	1	...	4	29
Totals	23	47	...	13	...	16	...	26	12	...	9	...	5	...	22	173	64	12
12 EASTERN NIGERIA UNION CONFERENCE	15	130	200	14	...	139	123	15	1	...	70	558	1,265
13 Aba East Conference	26	12	...	9	...	6	...	27	4	53	137	6	...
14 Aba North Conference	24	1	...	5	...	8	...	2	1	1	42
15 Aba South Conference	25	1	...	5	...	14	...	4	4	6	59	8	...
16 Abia North-Central Conference	13	1	...	4	...	12	...	9	1	1	41
17 Akwa Ibom Conference	5	1	7	...	7	2	2	24
18 Anambra Mission	7	1	...	3	...	8	1	10	30
19 Bayelsa Mission	2	1	5	...	12	2	22
20 Cross River Conference	6	1	...	2	...	6	...	15	2	2	34
21 Ebonyi Conference	14	1	8	...	2	1	2	28
22 Enugu Conference	8	3	...	4	2	2	19	5	...
23 Imo Conference	14	1	...	4	...	8	...	13	3	43	5	...
24 Port Harcourt Conference	21	1	...	14	...	14	...	7	1	6	64	26	...
25 Rivers East Conference	7	1	...	1	...	13	...	1	3	1	27
26 Rivers West Conference	13	2	...	5	...	5	...	16	2	14	57
Totals	200	130	200	26	...	192	...	115	...	106	...	150	15	1	...	94	663	1,892	50	...

Conference or Mission	Denominational Employees														Total Active Employees	Literature Evangelists (Self-employed)	Honorary/Emeritus Credentialed Employees													
	22a		22b		23a		23b		24		25a		25b					26a		26b		27			29			30	28	31
	Ministerial Credential		Commissioned Minister Credential		Commissioned Ministry of Teaching Credential		Administrative Ministries Credential		Missionary Credential		Ministerial License		Commissioned Minister License					Commissioned Ministry of Teaching License		Administrative Ministries License		Missionary License		All Other Employees Including Part Time and Casual						
FT	PT	FT	PT	FT	PT	FT	PT	FT	PT	FT	PT	FT	PT	FT	PT	FT	PT	FT	PT	C										

WEST-CENTRAL AFRICA DIVISION (CONT'D)

27 EASTERN SAHEL UNION MISSION	3									7											1			3	3		17			5
28 Benin Mission	6									8		6									3			95			118	25		
29 Burkina Faso Mission	5					19				5		2				12					3			27	15		88	18		
30 Cote d'Ivoire Conference	17									19		4		6							2			89	76		213	14		
31 Niger Region	2									2	1	1												29			35			
32 Togo Conference	13									12		5		2							1			134	1		168	50		
Totals	46					19				53	1	18		8		12				10			377	95		639	107		5	
33 NORTHERN GHANA UNION MISSION	11							1		5										3			1			21				
34 Ashanti Central Ghana Conference	18							1		6		2		3						2						32	12			
35 Ashanti South Ghana Conference	23							1		1		12								4			2			43	10			
36 Central Ghana Conference	22									8		2								5				1	3	41	7			
37 Green View Ghana Conference	6									2		10								1			1			20	8			
38 Mid-Central Ghana Conference	16							2		7		6								2			1			34	27			
39 Mid-North Ghana Conference	22							1		2		15					1			4			1	6		52	16			
40 Mid-West Ghana Conference	17									5		12								2			4			40	31			
41 Mountain View Ghana Conference	26							1		2		9								3			1			42	8			
42 North Ghana Mission	11									6		14								4			1			36	27			
43 South Central Ghana Conference	25					1		1		3		8		1						6				4		49	39			
Totals	197					1		8		47		90		4				1		36			12	11	3	410	185			
44 NORTHERN NIGERIA UNION CONF.	6							1		6																1	14			
45 North Central Nigeria Conference	17							1		3		13	21							4						4	63	31		
46 North East Nigeria Conference	23							1		76	13	10	35							4						51	213	17		
47 North West Nigeria Conference	16							1		4		20	39							3							83	19		
Totals	62							4		89	13	43	95						11						56	373	67			
48 SOUTHERN GHANA UNION CONFERENCE	10							1		10										2			8			31				
49 Accra City Conference	28									18		18								1			3			68	116			
50 Diamond Field Ghana Conference	10									3		3								1			3			20				
51 East Ghana Conference	13									9		7								1			2			32	50			
52 Eastern View Ghana Conference	10									3		9								8			2			32	4			
53 Meridian Ghana Conference	16									8		9											2			35	60			
54 Mid-South Ghana Conference	17									5		9								6			2			39				
55 Pioneer Ghana Conference	15									4		11								5			2			37				
56 South West Ghana Conference	16									9		7								2			2			36	39			
57 Volta North Ghana Mission	5									3		11								6			8			33				
58 Volta South Ghana Mission	9									6		8								1			1			25				
59 West-Central Ghana Conference	7									4		11								6			2			30				
60 Western North Ghana Conference	7									4		12								7			9			39				
Totals	163							1		86		115							46			46				457	269			
61 WEST AFRICAN UNION MISSION	4									7										5						16				
62 Central Liberia Mission	5		5							3		2								8			2	3		28				
63 Guinea Region	1		3			40				1										4						49				
64 Sierra Leone Mission	6		3			56				5		4								5						79	51			
65 South-East Liberia Mission	7		13							18		13								10						61				
66 South-West Liberia Conference	11		2			30				9		8								8			2	2		72	18			
Totals	34		26			126				43		27							40			4	5			305	69			
67 WESTERN NIGERIA UNION CONFERENCE	11							1		11																23				
68 Delta Conference	14							1		1		6		11									4	5		42	21			
69 Edo Conference	10							1		2		2														15	26			
70 Ekiti Conference	14					13		1		2		4		10		13							5	2		64				

Conference or Mission	Denominational Employees														Total Active Employees	Literature Evangelists (Self-employed)	Honorary/Emeritus/Credentialed Employees												
	22a		22b		23a		23b		24		25a		25b					26a		26b		27		29			30	28	31
	Ministerial Credential	Commissioned Minister Credential	Commissioned Ministry of Teaching Credential		Administrative Ministries Credential		Missionary Credential		Ministerial License	Commissioned Minister License	Commissioned Ministry of Teaching License		Administrative Ministries License					Missionary License		All Other Employees Including Part Time and Casual			FT	PT	C				

WEST-CENTRAL AFRICA DIVISION (CONT'D)

WESTERN NIGERIA UNION CONFERENCE (CONT'D)																																	
71 Kogi Region	3													10												4			17				
72 Kwara Conference	6				5		1		3		5															16			48				
73 Lagos Atlantic Conference	14						1		2		3																	20	7				
74 Lagos Mainland Conference	17						1		2		7																	27	11				
75 Ogun Conference	14						1		3		4									1					21	2		46	11				
76 Ondo Mission	7						1		1		1														17			27	9				
77 Osun Conference	19				122		1		1		2				46										90	15	18	314	9				
78 Oyo Conference	14								7		2									2					14			39					
Totals	143				140		10		35		36			31		71				3					171	22	20	682	94				
WESTERN SAHEL UNION MISSION																																	
79 WESTERN SAHEL UNION MISSION	2						4		4																			2			12		
80 Cabo Verde Conference	6						3				3					1										8			21				
81 Gambia Region	1						1		2		2															1	2		9	18			
82 Guinea-Bissau Mission	2						1		2		1														46	90		142	9				
83 Mali Mission	2						1		2		2														7			14	39				
84 Senegal/Mauritania Mission	3						1		1		1									1					16	6		29	10				
Totals	16						11		11		9				1					1					80	96	2	227	76				
85 WEST-CENTRAL AFRICA DIVISION	60		4		283		54		574	45	3				59					204					52	95		1,433					
86 Cameroon Union Mission	102				66		1		186		73				65					82					535	107		1,217	151				
87 Central African Union Mission	23				47		13		16		26				12		9			5					22			173	64	12			
88 Eastern Nigeria Union Conference	200				130	200	26		192		115		106		150	15	1			94							663	1,892	50				
89 Eastern Sahel Union Mission	46				19				53	1	18		8		12					10					377	95		639	107	5			
90 Northern Ghana Union Mission	197				1		8		47		90		4							36					12	11	3	410	185				
91 Northern Nigeria Union Conference	62						4		89	13	43	95								11							56	373	67				
92 Southern Ghana Union Conference	163						1		86		115									46					46			457	269				
93 West African Union Mission	34		26		126				43		27									40					4	5		305	69				
94 Western Nigeria Union Conference	143				140		10		35		36		31		71					3					171	22	20	682	94				
95 Western Sahel Union Mission	16						11		11		9				1					1					80	96	2	227	76				
DIVISION TOTALS	1,046		30		812	200	128		1,332	59	555	95	149		370	15	11			532					1,299	431	744	7,808	1,132	17			

ATTACHED TO THE GENERAL CONFERENCE

1 MIDDLE EAST & NORTH AFRICA UN MISS.	10		1		7	1	8		19	5					1	1				5	5				66	9	8	146			4
2 East Mediterranean Region	6				5	1	5		5		2									2	1				26	3		56			
3 Egypt-Sudan Field	8				9	3	2		13	2	3				1					17							1	59			
4 Gulf Field	8						1			1	3		1							3	2							19			
5 North Africa Region	7						1			2	2																	28			
6 West Asia Field	6						1		4	1	3									9	1							25			
Totals	45		1		21	5	18		41	11	13		1		2	1				36	9				108	13	8	333			4
1 ISRAEL FIELD	6								2		1									1								10			

WORLD SUMMARY

1 General Conference	178		13		312		181		1,314	1			4		13		33	1	373		10,064	1,458	2,940		16,885					93
2 East-Central Africa Division	1,907		263		1,469		201		1,758		1,079		226		1,012		33		609		1,401	798	781		11,537	6,147		1,338		
3 Euro-Asia Division	680	34	23	7	213	1	88	7	102	14	381	2	1		143	20	25	11	88	6	750	209	115		2,920	609		667		
4 Inter-American Division	2,318		77	2	1,330		82		3,835	89	1,489		39	1	531	1	25		2,442	21	7,631	1,246	236		21,395	1,431		1,482		
5 Inter-European Division	982	9	77	7	93	11	41	4	453	87	216	7	59	5	21	37	7	6	174	23	403	458	107		3,287	229		803		

Conference or Mission 1	Denominational Employees																									
	22a		22b		23a		23b		24		25a		25b		26a		26b		27		29			30	28	31
	Ministerial Credential		Commissioned Minister Credential		Commissioned Ministry of Teaching Credential		Administrative Ministries Credential		Missionary Credential		Ministerial License		Commissioned Minister License		Commissioned Ministry of Teaching License		Administrative Ministries License		Missionary License		All Other Employees Including Part Time and Casual			Total Active Employees	Literature Evange- lists (Self- employed)	Honorary/ Emeritus Cred- entialed Employees
FT	PT	FT	PT	FT	PT	FT	PT	FT	PT	FT	PT	FT	PT	FT	PT	FT	PT	FT	PT	FT	PT	C				

WORLD SUMMARY (CONT'D)

6 North American Division	3,510	95	189	11	2,651	44	578	17	2,118	170	768	56	121	11	1,039	56	156	3	1,359	291	109,083	4,889	3,080	130,295	65	2,053	
7 Northern Asia-Pacific Division	1,080	2	33	...	113	...	8	...	785	5	203	23	...	7	...	6,897	4	4,922	930	310	15,322	325	442	
8 South American Division	3,686	1,600	...	1,096	948	...	54,716	62,046	1,776	618	
9 South Pacific Division	814	25	63	5	1,716	192	144	5	527	46	473	2	88	22	896	76	44	2	479	52	2,951	2,672	2,289	13,583	523	316	
10 Southern Africa-Indian Ocean Division	1,179	5	67	1	499	...	113	...	1,542	3	514	20	14	...	190	...	61	...	672	3	1,660	554	180	7,277	3,991	528	
11 Southern Asia Division	568	...	69	...	503	...	15	...	425	...	266	...	10	...	472	2,072	...	2,631	7,031	308	558	
12 Southern Asia-Pacific Division	1,833	3	6,964	11	947	32	2,709	220	5,656	914	751	20,040	5,023	317	
13 Trans-European Division	418	11	46	6	36	16	43	2	171	47	76	5	35	3	8	2	9	5	120	38	377	144	23	1,641	32	483	
14 West-Central Africa Division	1,046	...	30	...	812	200	128	...	1,332	59	555	95	149	...	370	15	11	...	532	...	1,299	431	744	7,808	1,132	17	
Attached to the General Conference:																											
15 Middle East and North Africa Union Mission	45	...	1	...	21	5	18	...	41	11	13	...	1	...	2	1	36	9	108	13	8	333	...	4	
16 Israel Field	6	2	...	1	1	10	
WORLD TOTALS 2018	20,250	184	951	39	9,768	469	1,640	35	22,969	543	8,077	219	747	42	4,720	208	411	28	19,511	667	203,652	14,716	11,564	321,410	21,591	9,719	
WORLD TOTALS 2017	19,965	136	980	29	9,367	343	1,479	40	22,538	513	7,931	243	796	32	4,149	241	406	33	18,481	706	198,015	14,899	11,451	312,773	23,453	9,606	
Net Increase (Decrease)	285	48	(29)	10	401	126	161	(5)	431	30	146	(24)	(49)	10	571	(33)	5	(5)	1,030	(39)	5,637	(183)	113	8,637	(1,862)	113	

SECTION I—EDUCATIONAL INSTITUTIONS AND PRIMARY SCHOOLS

Table 27

Division and Institution	Category (SDA Yearbook 2019 ed. p. 425)	Enrollment and Graduates			Teachers and Other Employees		
		SDA Enrollment	Total Enrollment	Graduates	SDA Teachers	Total Teachers	Other Employees
PART I—Tertiary Institutions							
Parenthesized figures after "Totals" represent the number of tertiary institutions in the divisions.							
EAST-CENTRAL AFRICA DIVISION							
East Kenya Union Conference							
Adventist University of Africa*(2017) . . .	G	710	712	147	18	18	38
Ethiopian Union Mission							
Ethiopia Adventist College	C	375	853	372	20	20	21
North East Congo Union Mission							
Adventist University of Lukanga	C	477	685	41	25	26	1
Northern Tanzania Union Conference							
The University of Arusha	C	310	1,091	...	41	45	66
Rwanda Union Mission							
Adventist University of Central Africa . .	C	1,060	3,092	659	72	104	101
Uganda Union Mission							
Bugema University (2014)	C	2,046	4,809	...	148	298	166
West Congo Union Mission							
Adventist University of Congo	C	40	79	...	27	48	2
West Kenya Union Conference							
Univ of Eastern Africa Baraton	G	1,108	3,202	699	156	156	204
Totals (8)		6,126	14,523	1,918	507	715	599
EURO-ASIA DIVISION							
Ukrainian Union Conference							
Ukrainian Adv Center of Higher Edu . . .	C	366	501	56	20	35	56
West Russian Union Conference							
Zaoksky Adventist University	G	216	228	78	26	26	49
Totals (2)		582	729	134	46	61	105
INTER-AMERICAN DIVISION							
Caribbean Union Conference							
University of the Southern Caribbean . .	G	1,299	3,495	586	87	119	240
Chiapas Mexican Union Conference							
Linda Vista University	G	884	900	128	66	66	33
Cuban Union Conference							
Cuba Adv Theological Seminary (2017)	C	155	155	39	10	10	14
Dominican Union Conference							
Dominican Adventist University	C	1,228	2,837	442	165	182	47
Haitian Union Mission							
Adventist University of Haiti (2016) . . .	C	525	630	163	78	112	7
Jamaica Union Conference							
Northern Caribbean University	G	1,850	3,993	578	241	426	397
North Colombian Union Conference							
Colombia Adventist University Corp . . .	C	1,082	1,458	256	126	206	367
North Mexican Union Conference							
Montemorelos University	G	2,211	2,313	432	271	278	182
Navojoa University	C	308	326	56	40	43	34
Puerto Rican Union Conference							
Antillean Adventist University	G	581	1,174	220	42	43	110
Herbert Fletcher University	G	16	16	...	3	6	6
Inter-American Adv Theol Seminary . . .	G	566	566	...	40	40	7
South Central American Union Mission							
Central American Adventist University .	C	334	367	101	53	65	19
West Venezuela Union Mission							
Adventist Univ Institute of Venezuela . .	C	462	590	72	39	41	65
Totals (14)		11,501	18,820	3,073	1,261	1,637	1,528
INTER-EUROPEAN DIVISION							
Austrian Union of Churches Conference							
Bogenhofen Seminary	C	55	58	16	12	12	20
Czecho-Slovakian Union Conference							
Czecho-Slovakian Un Adv Theol Inst . .	C	49	56	...	17	17	2
Franco-Belgian Union Conference							
Adventist University of France	G	111	122	...	14	14	34
Italian Union of Churches Conference							
Italian Adventist University Villa Aurora.	G	60	72	8	9	11	18
North German Union Conference							
Friedensau Adventist University	G	128	194	45	21	27	37
Romanian Union Conference							
Adventus University Cernica	C	153	173	32	19	32	12
Liceul International Integritas	C	17	17	...	10	10	3
Spanish Union of Churches Conference							
Sagunto Adventist College	C	92	98	...	12	12	12
Totals (8)		665	790	101	114	135	138
NORTH AMERICAN DIVISION							
Canada, SDA Church in							
Burman University	C	356	454	78	50	58	64
Columbia Union Conference							
Kettering College	C	80	677	207	30	78	45
Washington Adventist University	G	260	947	235	104	207	114
Lake Union Conference							
Andrews University*	G	2,913	3,407	722	247	271	578
NORTH AMERICAN DIVISION (CONT'D)							
Mid-America Union Conference							
Union College	G	643	741	...	92	134	105
North Pacific Union Conference							
Walla Walla University	G	1,235	1,855	412	142	235	230
Pacific Union Conference							
La Sierra University	G	1,228	2,340	489	98	111	...
Loma Linda University*	G	1,811	4,482	1,482	1,051	2,341	1,599
Pacific Union College	G	659	1,052	361	119	146	166
Southern Union Conference							
AdventHealth University	C	417	1,705	481	126	288	155
Oakwood University	G	1,359	1,499	387	174	205	239
Southern Adventist University	G	2,329	2,942	731	299	384	320
Southwestern Union Conference							
Southwestern Adventist University	G	606	762	177	83	95	84
Totals (13)		13,896	22,863	5,762	2,615	4,553	3,699
NORTHERN ASIA-PACIFIC DIVISION							
Chinese Union Mission							
Hong Kong Adventist College	C	22	108	16	10	19	35
Japan Union Conference							
Saniku Gakuin College	C	76	210	50	20	30	23
Korean Union Conference							
Sahmyook Health University College . .	C	302	1,521	507	37	37	29
Sahmyook University	G	824	5,514	1,378	203	203	146
Attached Field							
Taiwan Adventist College	C	274	284	71	20	25	20
Totals (5)		1,498	7,637	2,022	290	314	253
SOUTH AMERICAN DIVISION							
Argentina Union Conference							
Misiones Adventist College	C	177	255	40	34	34	5
River Plate Adventist University	G	1,920	2,070	379	442	668	29
Bolivia Union Mission							
Bolivia Adventist University	G	537	1,381	172	55	98	5
Central Brazil Union Conference							
Brazil Adventist University - Virtual . . .	C	1,574	2,780	...	57	81	63
Brazil Adventist University							
Engenheiro Coelho Campus	C	3,186	4,011	538	189	288	...
Hortolandia Campus	C	528	3,193	142	49	57	16
Sao Paulo Campus	C	1,280	3,576	469	116	236	211
Latin-American Adv Theol Seminary . .	G
Chile Union Mission							
Chile Adventist University	G	926	2,175	353	198	300	...
East Brazil Union Mission							
Northeast Brazil College	G	1,477	1,842	365	141	193	...
Ecuador Union Mission							
Ecuador Adventist College	C	90	136	36	17	37	12
North Brazil Union Mission							
Amazonia Adventist College	C	209	209	37	14	14	45
North Peru Union Mission							
Peruvian Union University (Lima)	G	4,078	5,414	743	401	521	174
Julica Campus	G	1,783	5,687	565	129	195	304
Tarapoto Campus	G	1,004	1,547	260	124	189	154
Paraguay Union of Churches Mission							
Paraguay Adventist University	C	56	94	14	29	49	...
South Brazil Union Conference							
Parana Adventist College	C	864	1,152	69	42	50	...
Southeast Brazil Union Conference							
Minas Gerais Adventist College	C	129	494	70	21	32	32
Totals (18)		19,818	36,016	4,252	2,058	3,042	1,050
SOUTH PACIFIC DIVISION							
Australian Union Conference							
Avondale College of Higher Education .	G	749	1,464	348	68	83	102
Papua New Guinea Union Mission							
Pacific Adventist University	G	743	1,209	201	38	38	174
Sonoma Adventist College	C	536	722	265	32	33	30
Trans Pacific Union Mission							
Fulton College	C	425	542	114	18	19	19
Totals (4)		2,453	3,937	928	156	173	325
SOUTHERN AFRICA-INDIAN OCEAN DIVISION							
Indian Ocean Union Conference							
Adventist University Zurcher	C	294	369	81	58	90	46
Malawi Union Conference							
Malawi Adventist University	C	261	558	...	18	18	68
Mozambique Union Mission							
Mozambique Adventist Seminary	C	84	492	14	17	48	29
Southern Africa Union Conference							
Helderberg College of Higher Education	C	218	312	69	34	37	55
Southern Zambia Union Conference							
Rusangu University	C	3,594	5,288	547	65	71	67

INSTITUTIONAL STATISTICS FOR 2018

Division and Institution	Category (SDA Yearbook 2019 ed. p. 425)	Enrollment and Graduates			Teachers and Other Employees		
		SDA Enrollment	Total Enrollment	Graduates	SDA Teachers	Total Teachers	Other Employees
PART I—Tertiary Institutions (Cont'd)							
SOUTHERN AFRICA-INDIAN OCEAN DIVISION (CONT'D)							
South-Western Angola Union Mission							
Angola Adventist University	C	130	130	34	8	8	19
Zimbabwe West Union Conference							
Solusi University	G	1,679	1,679	758	46	47	208
Totals (7)		6,260	8,828	1,503	246	319	492
SOUTHERN ASIA DIVISION							
East-Central India Union Section							
Flaiz Adventist College	C	1,047	1,164	14	28	74	6
Metas Adventist College (Nuzvid)	C	168	185	54	49	64	33
Northeast India Union Section							
Northeast Adventist College	C	150	341	54	19	28	29
Northern India Union Section							
Metas Adventist College (Ranchi)	C	1,452	1,670	...	28	74	6
Roorkee Adventist College	C	46	153	47	6	18	3
South-Central India Union Section							
Lowry Adventist College	C	210	342	...	30	61	14
Southeast India Union Section							
Vellore Adventist College of Education	C	44	111	4	2
Western India Union Section							
Metas Adventist College, Surat	C	30	8,163	...	83	265	13
Spicer Adventist University	G	255	305	...	66	94	66
Totals (9)		3,402	12,434	169	309	682	172
SOUTHERN ASIA-PACIFIC DIVISION							
Bangladesh Union Mission							
Bangladesh Adv Sem and College	C	259	266	52	22	22	...
Central Philippine Union Conference							
Central Philippine Adventist College	C	1,099	1,136	115	62	62	33
East Indonesia Union Conference							
Klabat University (2017)	C	1,821	3,173	...	77	77	...
Myanmar Union Mission							
Myanmar Union Adventist Seminary	C	599	639	124	38	38	25
North Philippine Union Conference							
Adv Intl Inst of Advanced Studies*	G	1,130	1,182	161	40	40	85
Adventist University of the Philippines	G	2,252	2,923	649	268	268	249
Manila Adventist College	C	293	528	135	70	70	45
Naga View Adventist College	C	160	165	30	21	21	8
Northeast Luzon Adventist College	C	57	68	17	15	15	5
Northern Luzon Adventist College	G	479	941	96	38	38	30
Pakistan Union Section							
Karachi Adv Coll of Health Sciences	C	18	81	...	17	17	6
Pakistan Adv Seminary and College	C	54	63	...	12	12	1
South Philippine Union Conference							
Mountain View College	C	1,068	1,101	249	76	76	80
Northern Mindanao Adventist College	C	474	1,363	206	57	57	44
South Philippine Adventist College	C	555	585	57	26	26	22
Southeast Asia Union Mission							
Adv Coll of Nursing & Health Sciences	C	122	284	...	25	25	5
Asia-Pacific International University	G	517	1,112	264	97	97	83
West Indonesia Union Mission							
Indonesia Adventist University	C	1,834	2,055	581	91	91	40
Surya Nusantara Adventist College	C	190	228	32	23	23	10
Totals (19)		12,981	17,893	2,768	1,075	1,075	771
TRANS-EUROPEAN DIVISION							
Adriatic Union Conference							
Adriatic Union College	C	32	32	...	3	3	3
British Union Conference							
Newbold College of Higher Education	G	190	190	27	20	20	32
Hungarian Union Conference							
Hungarian Adv Theological College	C	46	66	...	21	25	2
Polish Union Conference							
Polish Sr Coll of Theol & Human (2017)	C	98	1,040	271	28	115	14
South-East European Union Conference							
Belgrade Theological Seminary	C	27	27	3	16	17	7
Totals (5)		393	1,355	301	88	180	58
WEST-CENTRAL AFRICA DIVISION							
Cameroon Union Mission							
Adventist University Cosendai	C	258	455	...	38	52	24
Eastern Nigeria Union Conference							
Clifford University	C	236	327	...	40	49	62
Southern Ghana Union Conference							
Valley View University	C	4,129	10,025	2,797	100	128	355
West African Union Mission							
Adventist Univ of West Africa (2017)	C	238	1,624	113	46	54	20
Western Nigeria Union Conference							
Babcock University	G	713	9,293	1,971	265	497	575
Totals (5)		5,574	21,724	4,881	489	780	1,036

Division and Institution	Category (SDA Yearbook 2019 ed. p. 425)	Enrollment and Graduates			Teachers and Other Employees		
		SDA Enrollment	Total Enrollment	Graduates	SDA Teachers	Total Teachers	Other Employees

Attached to the General Conference:

MIDDLE EAST AND NORTH AFRICA UNION MISSION

Middle East University G 47 190 ... 19 28 11

WORLD TOTALS 2018 (118) 85,196 167,739 27,812 9,273 13,694 10,237

*General Conference institutions are listed in the division where the home campus is located.

Note—Dates in parentheses following the entries indicate the year of the most recent report.

Division and Union	Schools	Enrollment and Graduates			Teachers and Other Employees		
		SDA Enrollment	Total Enrollment	Graduates	SDA Teachers	Total Teachers	Other Employees

PART 2—Worker Training Institutions

EAST-CENTRAL AFRICA DIVISION

East Congo Union Mission 1

East Kenya Union Conference 2 98 128 ... 12 12 ...

Northern Tanzania Union Conference 1

Uganda Union Mission (2016) 5 521 1,040 178 51 139 23

West Kenya Union Conference 4 818 1,193 398 57 65 42

Totals 13 1,437 2,361 576 120 216 65

EURO-ASIA DIVISION

West Russian Union Conference 1 30 34 23 3 3 ...

INTER-AMERICAN DIVISION

Belize Union of Churches Miss (2016) 1 85 150 50 11 11 3

INTER-EUROPEAN DIVISION

Romanian Union Conference 1 48 189 52 32 38 6

SOUTH PACIFIC DIVISION

Australian Union Conference 1 68 101 40 3 3 2

Trans Pacific Union Mission (2017) 2 271 510 148 29 29 ...

Totals 3 339 611 188 32 32 2

SOUTHERN AFRICA-INDIAN OCEAN DIVISION

Botswana Union Conference 1 39 213 99 11 32 72

Southern Africa Union Conference 1 267 328 206 11 14 11

Southern Zambia Union Conference 1 180 385 ... 13 17 27

Totals 3 486 926 305 35 63 110

SOUTHERN ASIA DIVISION

Southwest India Union Section 1 49 150 ... 11 16 5

SOUTHERN ASIA-PACIFIC DIVISION

East Indonesia Union Conference 1 114 120 16 10 13 1

TRANS-EUROPEAN DIVISION

Adriatic Union Conference 1

South-East European Un Conf (2011) 1 8 8 ... 1 1 1

Totals 2 8 8 ... 1 1 1

WEST-CENTRAL AFRICA DIVISION

Cameroon Union Mission 1 16 40 ... 4 7 2

Eastern Sahel Union Mission 1

Northern Ghana Union Mission 4 660 1,322 ... 30 41 ...

Southern Ghana Union Conference 2 474 1,439 ... 41 95 ...

Totals 8 1,150 2,801 ... 75 143 2

WORLD TOTALS 2018 34 3,746 7,350 1,210 330 536 195

Note—Dates in parentheses following the entries indicate the year of the most recent report.

Division and Institution	Schools	Enrollment and Graduates			Teachers and Other Employees		
		SDA Enrollment	Total Enrollment	Graduates	SDA Teachers	Total Teachers	Other Employees

PART 3—Secondary Schools

EAST-CENTRAL AFRICA DIVISION

Burundi Union Mission 24 2,149 4,606 ... 88 183 54

East Congo Union Mission 97 681 2,941 ... 74 104 16

East Kenya Union Conference 21 481 664 208 53 63 40

Ethiopian Union Mission 6 658 3,698 ... 101 160 166

Division and Institution	Schools	Enrollment and Graduates			Teachers and Other Employees		
		SDA Enrollment	Total Enrollment	Graduates	SDA Teachers	Total Teachers	Other Employees

Division and Institution	Schools	Enrollment and Graduates			Teachers and Other Employees		
		SDA Enrollment	Total Enrollment	Graduates	SDA Teachers	Total Teachers	Other Employees

PART 3—Secondary Schools (Cont'd)

EAST-CENTRAL AFRICA DIVISION (CONT'D)

North East Congo Union Mission	420	45,696	71,106	...	2,598	4,236	121
Northern Tanzania Union Conference	14	3,000	4,015	871	223	225	237
Rwanda Union Mission	15	3,277	6,560	...	129	204	48
Southern Tanzania Union Mission	6	904	1,216	266	72	75	66
Uganda Union Mission	27	4,387	10,285	...	239	504	231
West Congo Union Mission	243	11,230	26,021	1,672	1,527	2,272	219
West Kenya Union Conference	14	2,101	2,715	687	169	182	123
Totals	887	74,564	133,827	3,704	5,273	8,208	1,321

EURO-ASIA DIVISION

Caucasus Union Mission	1
East Russian Union Mission (2017)	1	2	2	...	1	1	...
Moldova Union of Churches Conference	1	17	33	...	4	11	6
Southern Union Mission	1	27	184	9	4	21	17
Ukrainian Union Conference	13	243	505	59	105	140	47
West Russian Union Conference	5	132	232	25	41	60	17
Attached Field	1	3	4	...	1	1	...
Totals	23	424	960	93	156	234	87

INTER-AMERICAN DIVISION

Atlantic Caribbean Union Mission	4	367	795	110	61	61	26
Belize Union of Churches Mission	5	403	1,312	171	98	98	36
Caribbean Union Conference	14	1,716	3,193	462	219	222	83
Central Mexican Union Mission	5	281	493	151	72	77	18
Chiapas Mexican Union Conference	25	1,830	3,139	847	285	285	161
Dominican Union Conference	27	1,499	5,485	660	234	254	213
East Venezuela Union Mission	11	964	3,719	618	124	197	105
El Salvador Union Mission	22	745	2,155	485	121	124	49
French Antilles-Guiana Un Conference	3	663	1,654	225	62	128	57
Guatemala Union Mission	28	1,016	3,013	785	270	272	69
Haitian Union Mission (2014)	1	120	205	30	20	35	3
Honduras Union Mission	16	760	2,358	358	130	162	39
Inter-Oceanic Mexican Un Conference	28	1,712	3,833	979	269	286	117
Jamaica Union Conference	8	768	2,022	175	118	129	63
North Colombian Union Conference	15	1,113	3,201	377	186	201	64
North Mexican Union Conference	19	1,130	2,485	1,978	181	193	57
Panama Union Mission	11	1,019	2,506	589	168	171	92
Puerto Rican Union Conference	11	647	1,628	246	91	91	78
South Central American Union Mission	11	568	2,106	359	92	98	70
South Colombian Union Conference	12	850	2,107	306	129	149	41
Southeast Mexican Union Mission	14	1,770	3,429	878	276	287	123
West Venezuela Union Mission	15	2,122	5,872	571	131	235	173
Totals	305	22,063	56,710	11,360	3,337	3,755	1,737

INTER-EUROPEAN DIVISION

Austrian Un of Churches Conference	6	131	160	39	50	52	...
Franco-Belgian Union Conference	1	55	153	...	12	16	6
North German Union Conference	1	1	43	10	2	10	4
Portuguese Union of Churches Conf	1
Romanian Union Conference	4	559	677	212	59	92	69
South German Union Conference	5	131	847	130	51	95	40
Spanish Union of Churches Conference	3	210	588	15	46	67	17
Swiss Union Conference	1	5	22	7	6	6	2
Totals	22	1,092	2,490	413	226	338	138

NORTH AMERICAN DIVISION

Atlantic Union Conference	9	253	684	116	84	85	25
Canada, SDA Church in	17	505	1,610	161	165	176	68
Columbia Union Conference	13	300	768	173	68	68	79
Lake Union Conference	15	454	638	143	70	72	46
Mid-America Union Conference	8	452	1,081	153	127	131	63
North Pacific Union Conference	17	752	2,031	359	200	200	120
Pacific Union Conference	32	1,588	6,894	802	625	628	288
Southern Union Conference	15	1,154	2,969	452	260	270	184
Southwestern Union Conference	6	519	1,324	179	119	120	59
Attached Field	6	126	1,425	97	112	112	33
Totals	138	6,103	19,424	2,635	1,830	1,862	965

NORTHERN ASIA-PACIFIC DIVISION

Chinese Union Mission	4	39	1,518	276	95	233	105
Japan Union Conference	3	221	349	120	53	53	33
Korean Union Conference	10	2,807	5,001	1,730	378	378	51
Attached Fields	3	60	262	77	29	51	33
Totals	20	3,127	7,130	2,203	555	715	222

SOUTH AMERICAN DIVISION

Argentina Union Conference	35	2,498	6,964	1,034	777	947	178
Bolivia Union Mission	29	3,079	6,598	1,466	262	394	109
Central Brazil Union Conference	49	2,549	9,677	2,801	569	710	1,491
Chile Union Mission	28	2,656	7,099	1,664	418	506	466

SOUTH AMERICAN DIVISION (CONT'D)

East Brazil Union Mission	13	532	1,814	455	127	175	278
Ecuador Union Mission	11	447	1,248	360	94	126	36
North Brazil Union Mission	14	679	2,576	684	159	214	157
North Peru Union Mission	26	2,292	4,003	771	264	298	131
Northeast Brazil Union Mission	9	555	1,348	119	73	154	85
Northwest Brazil Union Mission	10	432	1,182	303	94	124	261
Paraguay Union of Churches Mission	4	121	225	66	24	39	34
South Brazil Union Conference	33	1,627	4,766	1,009	306	406	1,081
South Peru Union Mission	45	3,019	5,721	1,051	402	477	178
Southeast Brazil Union Conference	13	670	1,882	316	137	169	425
Uruguay Union of Churches Mission	2	113	324	25	21	61	18
West Central Brazil Union Miss (2016)	21	784	2,914	837	184	274	687
Totals	342	22,053	58,341	12,961	3,911	5,074	5,615

SOUTH PACIFIC DIVISION

Australian Union Conference	29	1,602	5,643	706	447	532	162
New Zealand Pacific Un Conference	5	261	594	105	50	62	19
Papua New Guinea Union Mission	12	3,766	5,893	1,623	131	162	44
Trans Pacific Union Mission	29	4,443	5,825	799	336	400	131
Totals	75	10,072	17,955	3,233	964	1,156	356

SOUTHERN AFRICA-INDIAN OCEAN DIVISION

Botswana Union Conference	2	54	244	35	28	34	19
Indian Ocean Union Conference	78	5,579	20,845	...	572	979	141
Malawi Union Conference	8	1,214	1,791	142	62	76	16
Mozambique Union Mission	7	623	3,905	655	134	219	74
North-Eastern Angola Union Mission	13	2,154	5,664	...	304	384	91
Northern Zambia Union Conference	5	641	1,062	...	63	84	49
Southern Africa Union Conference	9	375	1,769	52	67	112	40
Southern Zambia Union Conference	3	780	1,344	...	70	84	32
South-Western Angola Union Mission	20	3,298	10,541	...	182	386	150
Zimbabwe Central Union Conference	12	2,286	4,232	...	91	200	153
Zimbabwe East Union Conference	22	1,680	3,736	80	103	171	79
Zimbabwe West Union Conference	7	1,806	3,045	300	92	139	75
Totals	186	20,490	58,178	1,264	1,768	2,868	919

SOUTHERN ASIA DIVISION

East-Central India Union Section	21	3,370	8,489	520	322	474	156
Northeast India Union Section	19	1,636	9,152	344	319	435	87
Northern India Union Section	12	1,437	12,197	719	155	518	217
South-Central India Union Section	19	560	9,152	133	275	494	148
Southeast India Union Section	50	2,137	43,180	6,755	773	6,578	753
Southwest India Union Section	14	331	6,812	535	205	423	200
Western India Union Section	18	783	39,638	405	634	1,235	174
Totals	153	10,254	128,620	9,411	2,683	10,157	1,735

SOUTHERN ASIA-PACIFIC DIVISION

Bangladesh Union Mission	11	1,398	2,545	367	142	153	59
Central Philippine Union Conference	6	1,289	1,834	291	91	91	34
East Indonesia Union Conference	61	3,598	8,649	2,234	694	840	131
Myanmar Union Mission	9	1,294	2,376	323	141	142	3
North Philippine Union Conference	15	3,022	4,681	866	283	283	64
Pakistan Union Section	7	199	795	93	51	53	5
South Philippine Union Conference	8	1,791	2,639	524	127	127	32
Southeast Asia Union Mission	13	742	2,870	433	232	280	130
West Indonesia Union Mission	77	3,569	9,031	2,774	646	905	210
Attached Fields	4	172	1,751	52	67	163	43
Totals	211	17,074	37,171	7,957	2,474	3,037	711

TRANS-EUROPEAN DIVISION

Adriatic Union Conference	1	25	242	67	12	46	7
British Union Conference	2	63	99	23	24	27	29
Danish Un of Churches Conference	5	55	416	114	38	59	31
Finland Un of Churches Conference	3	55	220	72	23	41	14
Norwegian Union Conference	1	95	192	...	25	26	12
South-East European Un Conf (2017)	1	37	56	10	2	18	8
Swedish Un of Churches Conference	1	19	42	10	10	12	16
Attached Fields (2015)	1
Totals	15	349	1,267	296	134	229	117

WEST-CENTRAL AFRICA DIVISION

Cameroon Union Mission	17	4,064	15,028	3,539	406	1,055	104
Central African Union Mission (2016)	8	213	3,442	191	40	145	22
Eastern Nigeria Union Conference	5	860	2,188	345	130	144	169
Eastern Sahel Union Mission	9	235	2,875	680	95	190	57
Northern Ghana Union Mission	71	3,223	11,656	...	194	530	88
Northern Nigeria Union Conference	4	432	914	...	58	75	...
Southern Ghana Union Conf (2017)	3						

INSTITUTIONAL STATISTICS FOR 2018

Division and Institution	Schools	Enrollment and Graduates			Teachers and Other Employees		
		SDA Enrollment	Total Enrollment	Graduates	SDA Teachers	Total Teachers	Other Employees

PART 3—Secondary Schools (Cont'd)

ATTACHED TO THE GENERAL CONFERENCE

Middle East & Nor Africa Un Mis (2016)	4	42	359	90	26	84	22
--	---	----	-----	----	----	----	----

WORLD TOTALS 2018	2,539	198,563	576,456	61,462	24,674	40,766	14,704
-------------------	-------	---------	---------	--------	--------	--------	--------

Division and Union	Schools	Enrollment		Teachers and Other Employees		
		SDA Enrollment	Total Enrollment	SDA Teachers	Total Teachers	Other Employees

PART 4—Primary Schools*

EAST-CENTRAL AFRICA DIVISION

Burundi Union Mission	47	9,936	18,375	265	460	46
East Congo Union Mission	203	7,610	36,002	832	897	80
East Kenya Union Conference	71	2,916	5,955	214	298	131
Ethiopian Union Mission	32	1,212	11,476	266	467	167
North East Congo Union Mission	631	89,909	132,696	2,916	3,418	32
Northern Tanzania Union Conference	8	1,053	2,451	91	115	118
Rwanda Union Mission	55	15,502	34,472	413	728	152
Southern Tanzania Union Mission	2	458	892	39	39	49
Uganda Union Mission	191	18,957	59,637	713	1,780	399
West Congo Union Mission	382	19,594	56,132	1,874	2,469	246
West Kenya Union Conference	10	1,237	2,030	102	114	41
Attached Fields	1
Totals	1,633	168,384	360,118	7,725	10,785	1,461

EURO-ASIA DIVISION

Caucasus Union Mission	3	3	221	11	36	16
East Russian Union Mission	4	20	24	11	11	...
Far Eastern Union of Churches Mission	1	6	6	2	2	1
Moldova Union of Churches Conf	2	18	58	2	16	13
Southern Union Mission	1	9	189	4	12	2
Ukrainian Union Conference	20	353	811	99	129	61
West Russian Union Conference	6	92	176	20	28	12
Attached Field	1	4	22	6	6	1
Totals	38	505	1,507	155	240	106

INTER-AMERICAN DIVISION

Atlantic Caribbean Union Mission	3	295	534	33	33	14
Belize Union of Churches Mission	20	1,324	3,980	197	202	27
Caribbean Union Conference	38	3,520	7,180	395	408	164
Central Mexican Union Mission	5	301	543	54	56	9
Chiapas Mexican Union Conference	30	2,285	4,223	229	230	118
Dominican Union Conference	53	2,020	8,538	397	475	253
Dutch Caribbean Union Mission	2	338	763	30	41	6
East Venezuela Union Mission	11	593	2,629	122	127	74
El Salvador Union Mission	24	997	3,529	162	166	49
French Antilles-Guiana Un Conference	8	340	1,133	45	48	51
Guatemala Union Mission	30	1,446	3,822	278	285	69
Haitian Union Mission	1	151	410	14	14	8
Honduras Union Mission	22	762	3,160	155	185	48
Inter-Oceanic Mexican Un Conference	43	2,432	5,187	368	377	97
Jamaica Union Conference	19	1,304	2,852	189	203	70
North Colombian Union Conference	18	1,298	3,754	170	180	48
North Mexican Union Conference	35	1,449	2,723	208	209	118
Panama Union Mission	25	1,231	3,535	245	250	99
Puerto Rican Union Conference	15	696	1,804	123	127	72
South Central American Union Mission	28	1,296	3,937	256	262	83
South Colombian Union Conference	18	637	2,119	125	129	46
Southeast Mexican Union Mission	13	1,706	3,039	201	208	65
West Venezuela Union Mission	21	1,023	4,972	219	238	38
Totals	482	27,444	74,366	4,215	4,453	1,626

INTER-EUROPEAN DIVISION

Austrian Union of Churches Conference	5	28	39	13	13	1
Czecho-Slovakian Union Conference	1	51	243	16	30	11
Franco-Belgian Union Conference	1	60	137	8	8	7
North German Union Conference	2	7	99	4	9	5
Portuguese Union of Churches Conf	5	128	373	29	37	25
Romanian Union Conference	11	656	1,417	139	219	90
South German Union Conference	8	86	195	25	25	...
Spanish Union of Churches Conference	4	284	736	36	43	17
Swiss Union Conference	1	8	17	2	2	...
Totals	38	1,308	3,256	272	386	156

NORTH AMERICAN DIVISION

Atlantic Union Conference	51	310	3,070	266	269	59
Canada, SDA Church in	42	309	2,267	186	200	100

Division and Union	Schools	Enrollment		Teachers and Other Employees		
		SDA Enrollment	Total Enrollment	SDA Teachers	Total Teachers	Other Employees

PART 4--Primary Schools* (Cont'd)

NORTH AMERICAN DIVISION (CONT'D)

Columbia Union Conference	70	738	5,029	347	378	191
Lake Union Conference	73	539	2,691	242	336	148
Mid-America Union Conference	66	166	1,624	137	148	30
North Pacific Union Conference	97	549	4,853	381	397	286
Pacific Union Conference	118	423	4,133	301	308	192
Southern Union Conference	149	1,023	8,470	682	707	302
Southwestern Union Conference	57	341	2,493	218	223	65
Attached Field	11	32	497	48	48	12
Totals	734	4,430	35,127	2,808	3,014	1,385

NORTHERN ASIA-PACIFIC DIVISION

Chinese Union Mission	3	20	525	1
Japan Union Conference	10	125	635	52	52	12
Korean Union Conference	10	1,118	4,115	157	157	44
Attached Fields	2	35	253	22	27	8
Totals	25	1,298	5,528	231	236	65

SOUTH AMERICAN DIVISION

Argentina Union Conference	66	3,842	15,281	898	1,025	189
Bolivia Union Mission	35	2,511	7,673	294	485	159
Central Brazil Union Conference	84	10,667	59,227	2,386	2,653	2,527
Chile Union Mission	45	4,414	18,010	725	909	785
East Brazil Union Mission	28	2,590	10,941	582	679	529
Ecuador Union Mission	17	1,293	3,349	151	187	35
North Brazil Union Mission	37	3,291	14,853	612	761	517
North Peru Union Mission	33	2,831	5,513	301	338	113
Northeast Brazil Union Mission	15	2,114	6,850	259	411	173
Northwest Brazil Union Mission	24	2,657	9,848	372	450	444
Paraguay Union of Churches Mission	10	459	1,508	94	137	54
South Brazil Union Conference	73	7,915	36,903	1,559	1,822	1,702
South Peru Union Mission	57	3,400	10,007	546	601	89
Southeast Brazil Union Conference	35	3,510	16,553	758	863	695
Uruguay Union of Churches Mission	6	119	607	57	82	9
West Central Brazil Union Mission	34	3,781	21,122	717	998	1,067
Totals	599	55,394	238,245	10,311	12,401	9,087

SOUTH PACIFIC DIVISION

Australian Union Conference	43	2,247	7,912	461	528	248
New Zealand Pacific Union Conference	19	879	1,588	72	92	36
Papua New Guinea Union Mission	134	17,382	23,820	741	800	52
Trans Pacific Union Mission	129	12,593	18,441	750	771	32
Totals	325	33,101	51,761	2,024	2,191	368

SOUTHERN AFRICA-INDIAN OCEAN DIVISION

Botswana Union Conference	2	325	840	60	60	27
Indian Ocean Union Conference	84	3,834	12,715	418	500	51
Malawi Union Conference	9	1,032	1,439	70	73	7
Mozambique Union Mission	5	792	2,590	100	115	49
North-Eastern Angola Union Mission	52	6,411	23,396	547	780	217
Northern Zambia Union Conference	8	1,258	3,372	35	89	23
Southern Africa Union Conference	27	1,960	6,507	243	287	103
Southern Zambia Union Conference	18	6,889	9,756	171	267	20
South-Western Angola Union Mission	7	209	1,192	34	42	13
Zimbabwe Central Union Conference	26	4,895	12,893	192	398	64
Zimbabwe East Union Conference	48	7,135	16,385	247	454	120
Zimbabwe West Union Conference	43	4,382	11,625	234	331	51
Attached Field	1	33	198	14	14	21
Totals	330	39,155	102,908	2,365	3,410	766

SOUTHERN ASIA DIVISION

East-Central India Union Section	11	370	1,202	63	102	27
Northeast India Union Section	9	550	2,545	99	140	51
Northern India Union Section	32	681	4,138	117	237	84
South-Central India Un Section	4	6	541	16	37	4
Southeast India Union Section	20	85	6,628	89	337	132
Southwest India Union Section	10	122	3,377	82	205	83
Western India Union Section	1	2	42	3	3	1
Totals	87	1,816	18,473	469	1,061	382

SOUTHERN ASIA-PACIFIC DIVISION

Bangladesh Union Mission	132	1,651	6,644	330	353	43
Central Philippine Union Conference	75	3,168	8,129	416	416	110
East Indonesia Union Conference	70	2,974	8,217	507	551	18
Myanmar Union Mission	81	1,677	4,226	351	375	3
North Philippine Union Conference	161	5,465	14,940	819	822	224
Pakistan Union Section	11	363	1,382	64	65	10
South Philippine Union Conference	81	5,961	13,449	559	559	133
Southeast Asia Union Mission	35	1,579	4,981	311	352	185
West Indonesia Union Mission	101	3,689	10,371	679	771	939
Attached Fields	6	123	2,052	65	150	20
Totals	753	26,650	74,391	4,101	4,414	1,685

Division and Union	Schools	Enrollment		Teachers and Other Employees			Division and Union	Schools	Enrollment		Teachers and Other Employees		
		SDA Enrollment	Total Enrollment	SDA Teachers	Total Teachers	Other Employees			SDA Enrollment	Total Enrollment	SDA Teachers	Total Teachers	Other Employees
PART 4--Primary Schools* (Cont'd)							WEST-CENTRAL AFRICA DIVISION (CONT'D)						
TRANS-EUROPEAN DIVISION							Eastern Sahel Union Mission						
British Union Conference	7	260	524	29	56	41	20	318	4,302	123	138	14	
Danish Union of Churches Conference	5	29	277	15	24	6	Northern Ghana Union Mission	604	20,793	70,258	1,465	3,239	30
Finland Union of Churches Conference	4	44	298	16	28	11	Northern Nigeria Union Conference	33	2,717	4,220	199	241	...
Netherlands Un of Church Conf (2017)	1	126	253	2	14	3	Southern Ghana Union Conference	178	8,595	52,968	1,156	2,886	77
Norwegian Union Conference	11	191	744	106	177	53	West African Union Mission	30	357	4,899	109	267	60
Swedish Union of Churches Conference	1	29	200	18	23	19	Western Nigeria Union Conference	17	740	3,034	106	200	74
Attached Fields (2016)	1	11	40	3	6	3	Western Sahel Union Mission	16	183	847	17	42	15
Totals	30	690	2,336	189	328	136	Totals	1,024	38,635	159,017	3,795	7,898	415
WEST-CENTRAL AFRICA DIVISION							ATTACHED TO THE GENERAL CONFERENCE						
Cameroon Union Mission	37	1,845	5,988	220	236	6	Middle East & Nor Africa Un Miss (2016)	8	13	2,993	37	218	20
Central African Union Mission (2016)	10	308	4,722	125	210	24	WORLD TOTALS 2018						
Eastern Nigeria Union Conf (2017)	79	2,779	7,779	275	439	115	6,106	398,823	1,130,026	38,697	51,035	17,658	
							*Not included in the institutional totals.						

Note—In the tables above, dates in parentheses following the entries indicate the year of the most recent report.

Summary of Educational Institutions and Primary Schools	Institutions and Primary Schools	Enrollment				Graduates				Teachers				Other Employees
		Primary	Secondary	Worker Training	Tertiary	Primary	Secondary	Worker Training	Tertiary	Primary	Secondary	Worker Training	Tertiary	
Tertiary Institutions	118	167,739	27,812	13,694	10,237
Worker Training Institutions	34	7,350	1,210	536	195
Secondary Schools	2,539	...	576,456	61,462	40,766	14,704
Institutional Totals	2,691	...	751,545	90,484	54,996	25,136
Primary Schools*	6,106	1,130,026	51,035	17,658
WORLD TOTALS 2018	8,797	...	1,881,571	90,484	106,031	42,794
WORLD TOTALS 2017	8,530	...	1,934,772	83,760	106,969	40,254

*Not included in the institutional totals.

SECTION II—HEALTHCARE INSTITUTIONS

Table 28

Division and Institution	Location	Beds	Average Daily Census (Inpatients)	Admissions (Inpatients)	Outpatient Visits	SDA Employees	Other Employees	Total Employees	Charity Dollars
PART 1—Hospitals and Sanitariums									
Parenthesized figures after "Totals" represent the number of hospitals and sanitariums in the divisions.									
EAST-CENTRAL AFRICA DIVISION									
East Congo Union Mission									
SDA Surgical Clinic, Lubumbashi	Lubumbashi, Dem Rep of the Congo	20	15	505	4,195	29	1	30	...
Songa Adventist Hospital	D/S Kamina, Dem Rep of the Congo	75	6	731	628	39	1	40	380
East Kenya Union Conference									
Better Living Hospital	Nairobi, Kenya	30	21	255	6,569	31	10	41	...
Nyanchwa Adventist Mission Hospital	Kisii, Kenya	50	26	1,284	28,464	60	6	66	...
Ethiopian Union Mission									
Gimbi Hospital	Gimbi, West Wollega, Ethiopia	74	53	3,498	24,696	173	21	194	6,000
Northern Tanzania Union Conference									
Heri Adventist Hospital	Kigoma, United Republic of Tanzania	97	40	1,800	8,844	62	29	91	2,000
Rwanda Union Mission									
Mugonero Hospital	Kibuye, Rwanda	123	63	3,888	18,847	81	72	153	...
Uganda Union Mission									
Ishaka Adventist Hospital	Bushenyi, Uganda	92	56	4,320	16,135	87	49	136	4,444
West Congo Union Mission									
Kinshasa Adventist Health Centre	Kinshasa II, Dem Rep of the Congo
West Kenya Union Conference									
Baraton Jeremic Community Medical Centre	Eldoret, Kenya	65	40	1,680	7,887	24	2	26	...
Kendu Adventist Hospital	Kendu Bay, Kenya	170	94	6,712	16,316	158	7	165	50,000
Totals (11)		796	414	24,673	132,581	744	198	942	62,824
INTER-AMERICAN DIVISION									
Belize Union of Churches Mission									
La Loma Luz Adventist Hospital	Cayo, Belize	21	20	168	13,699	35	36	71	22,738
Caribbean Union Conference									
Community Hospital of Seventh-day Adv	Port of Spain, Trinidad	15	1	2	5,741	52	57	112	35,000
Davis Memorial Clinic and Hospital	Georgetown, Guyana	40	4	500	4,501	40	17	57	1,807
Central Mexican Union Mission									
ACFE Adventist Medical Center	Mexico City, Mexico	14	2	590	8,576	5	48	53	9,000
Dominican Union Conference									
Vista del Jardin Adventist Medical Center	Santo Domingo, Dominican Republic	56	15	5,397	90,942	316	11	327	20,000
Dutch Caribbean Union Mission									
Antilles Adventist Hospital	Willemstad, Curacao	100	13	7,274	47,423	54	170	224	18,680

US\$

INSTITUTIONAL STATISTICS FOR 2018

Division and Institution	Location	Beds	Average Daily Census (Inpatients)	Admissions (Inpatients)	Outpatient Visits	SDA Employees	Other Employees	Total Employees	Charity Dollars
PART 1—Hospitals and Sanitariums (Cont'd)									US\$
INTER-AMERICAN DIVISION (CONTD)									
Haitian Union Mission									
Adventist Hospital of Haiti	Port-au-Prince, Haiti	55	50	1,475	13,829	157	29	186	106,485
Honduras Union Mission									
Valley of the Angels Hospital	Tegucigalpa, Honduras	27	20	168	13,699	35	36	71	22,738
Jamaica Union Conference									
Andrews Memorial Hospital	Kingston, Jamaica	60	37	3,865	22,152	147	162	309	20,000
North Mexican Union Conference									
La Carlota Hospital (Montemorelos Univ Hosp)	Montemorelos, Mexico	13	6	2,160	20,841	52	120	172	...
Puerto Rican Union Conference									
Bella Vista Hospital	Mayaguez, Puerto Rico	158	68	5,083	11,942	147	506	653	17,353
South Central American Union Mission									
Nicaragua Adventist Hospital	Esteli, Nicaragua	30	20	746	1,492	15	8	44	35,798
Southeast Mexican Union Mission									
Southeast Hospital	Villahermosa, Tabasco, Mexico	36	27	2,658	8,731	205	13	218	177,875
West Venezuela Union Mission									
Venezuela Adventist Hospital	Barquisimeto, Venezuela	8	2	187	9,918	19	26	45	1,760
Totals (14)		633	285	30,273	273,486	1,279	1,239	2,542	489,234
INTER-EUROPEAN DIVISION									
North German Union Conference									
Berlin Hospital (Krankenhaus Waldfriede)	Berlin, Germany	230	198	15,000	80,000	68	679	747	70,000
Psychosomatic Privatclinic	Berlin, Germany	17	16	198	278	2	20	14	...
Swiss Union Conference									
La Ligniere Clinic (Lake Geneva Sanitarium)	Gland, Switzerland	94	82	1,617	2,413	45	125	169	...
Totals (3)		341	296	16,815	82,691	115	824	930	70,000
NORTH AMERICAN DIVISION									
Columbia Union Conference									
Adventist HealthCare Behavioral Hlth & Wellness Svcs	Rockville, Maryland, USA	117	91	2,206	10,154	2	201	203	...
Adventist HealthCare Rehabilitation	Rockville, Maryland, USA	87	71	1,874	39,151	25	395	420	279,802
Adventist HealthCare Shady Grove Medical Center	Rockville, Maryland, USA	306	213	17,268	106,271	148	1,807	1,955	6,501,160
Adventist HealthCare Washington Adventist Hospital	Takoma Park, Maryland, USA	198	126	9,825	59,128	228	961	1,189	5,887,767
Beavercreek Medical Center	Beavercreek, Ohio, USA	157	105	7,355	102,411	1,110	9,821,351
C. F. Kettering Memorial Hospital	Kettering, Ohio, USA	457	351	23,190	294,363	3,621	35,123,539
Fort Hamilton Hospital, The	Hamilton, Ohio, USA	189	105	7,071	109,906	963	7,913,135
Grandview Medical Center	Dayton, Ohio, USA	201	151	10,697	292,622	1,618	25,556,195
Greene Memorial Hospital	Xenia, Ohio, USA	49	34	2,284	106,728	429	5,247,883
Kettering Behavioral Medicine Center	Dayton, Ohio, USA	60	34	2,376	683	153	...
Kettering Medical Center Sycamore	Miamisburg, Ohio, USA	119	82	9,198	155,467	1,088	15,378,888
Southview Medical Center	Dayton, Ohio, USA	116	68	4,431	141,171	703	12,336,177
Lake Union Conference									
Adventist Bolingbrook Hospital	Bolingbrook, Illinois, USA	138	72	6,247	106,047	555	2,412,104
Adventist GlenOaks Hospital	Glendale Heights, Illinois, USA	143	75	5,532	35,766	478	2,441,523
Adventist Hinsdale Hospital	Hinsdale, Illinois, USA	261	139	11,714	236,486	1,245	1,657,250
Adventist La Grange Memorial Hospital	La Grange, Illinois, USA	198	103	7,843	101,591	733	1,388,398
AdventHealth Durand	Durand, Wisconsin, USA	25	4	248	26,690	1	103	104	12,095
Mid-America Union Conference									
AdventHealth Shawnee Mission	Shawnee Mission, Kansas, USA	504	245	21,695	566,543	101	3,273	3,374	12,060,976
Avista Adventist Hospital	Louisville, Colorado, USA	114	40	4,684	100,558	552	1,450,722
Castle Rock Adventist Hospital	Castle Rock, Colorado, USA	55	29	3,699	114,888	481	334,491
Littleton Adventist Hospital	Littleton, Colorado, USA	231	118	10,168	116,656	1,080	946,831
Parker Adventist Hospital	Parker, Colorado, USA	170	82	8,404	225,823	1,030	696,674
Porter Adventist Hospital	Denver, Colorado, USA	368	130	9,521	175,317	1,386	1,174,707
North Pacific Union Conference									
Adventist Health Portland	Portland, Oregon, USA	302	83	10,252	157,149	2,025	51,048,669
Adventist Health Tillamook	Tillamook, Oregon, USA	25	12	1,839	85,437	568	5,415,037
Pacific Union Conference									
Adventist Health and Rideout	Marysville, California, USA	366	144	8,871	66,562	2,153	46,856,770
Adventist Health Bakersfield	Bakersfield, California, USA	254	178	22,140	135,238	1,832	32,788,116
Adventist Health Castle	Kailua, Hawaii, USA	160	86	8,338	61,540	1,043	20,998,922
Adventist Health Clear Lake	Clearlake, California, USA	25	16	1,790	31,629	586	5,456,269
Adventist Health Feather River	Paradise, California, USA	100	45	4,446	106,127	1,160	43,886,060
Adventist Health Howard Memorial	Willits, California, USA	25	19	1,790	31,629	353	11,721,598
Adventist Health Glendale	Glendale, California, USA	515	275	22,512	142,652	2,742	63,599,415
Adventist Health Hanford (includes Selma)	Hanford, California, USA	287	120	12,176	140,090	1,782	35,741,241
Adventist Health Lodi Memorial	Lodi, California, USA	190	96	10,509	60,875	1,298	29,196,418
Adventist Health Reedley	Reedley, California, USA	49	12	2,008	33,951	824	6,114,251
Adventist Health Simi Valley	Simi Valley, California, USA	144	72	7,770	50,875	915	36,219,286
Adventist Health Sonora	Sonora, California, USA	152	109	6,138	142,166	1,372	27,719,403
Adventist Health St Helena	St Helena, California, USA	226	123	6,910	45,440	1,159	58,206,105
Adventist Health Tehachapi Valley	Tehachapi, California, USA	25	8	239	7,251	197	11,173,277
Adventist Health Tulare	Tulare, California, USA	112	126	...
Adventist Health Ukiah Valley	Ukiah, California, USA	68	33	4,008	103,637	759	29,989,884
Adventist Health White Memorial	Los Angeles, California, USA	353	233	20,789	87,614	1,971	28,920,759
Loma Linda Behavioral Medical Center	Redlands, California, USA	89	68	4,162	50,246	91	277	368	2,530,457
Loma Linda University Medical Center - Murrieta, Inc	Murrieta, California, USA	112	89	8,549	69,079	5	159	164	3,555,393
Loma Linda University Children's Hospital, Inc	Loma Linda, California, USA	343	230	14,136	115,079	403	1,323	1,726	5,395,766
Loma Linda University Medical Center, Inc. (3 hosp)	Loma Linda, California, USA	533	348	21,821	1,046,451	1,500	4,329	5,829	32,752,581
Southern Union Conference									
AdventHealth Carrollwood	Tampa, Florida, USA	103	54	5,170	43,143	11	585	596	7,411,499
AdventHealth Connerton	Land O'Lakes, Florida, USA	50	49	693	94	7	239	246	65,933
AdventHealth Dade City	Dade City, Florida, USA	120	19	1,446	27,417	735,372
AdventHealth Daytona Beach	Daytona Beach, Florida, USA	407	244	17,193	336,681	35	2,266	2,301	11,044,594
AdventHealth DeLand	DeLand, Florida, USA	164	100	9,031	210,858	29	894	923	7,650,374
AdventHealth Fish Memorial	Orange City, Florida, USA	179	118	9,694	161,696	43	860	903	6,245,925

Division and Institution	Location	Beds	Average Daily Census (Inpatients)	Admissions (Inpatients)	Outpatient Visits	SDA Employees	Other Employees	Total Employees	Charity Dollars
PART 1—Hospitals and Sanitariums (Cont'd)									US\$
NORTH AMERICAN DIVISION (CONT'D)									
AdventHealth Gordon	Calhoun, Georgia, USA	69	45	3,996	253,929	119	1,197	1,316	7,489,864
AdventHealth Hendersonville	Hendersonville, North Carolina, USA	103	46	3,976	367,059	101	1,078	1,179	3,984,239
AdventHealth Manchester	Manchester, Kentucky, USA	49	15	1,627	158,289	15	453	468	358,011
AdventHealth Murray	Chatsworth, Georgia, USA	42	4	536	64,301	1,971,654
AdventHealth New Smyrna Beach	New Smyrna, Florida, USA	109	68	5,625	89,224	6	666	672	...
AdventHealth North Pinellas	Tarpon Springs, Florida, USA	168	83	5,835	77,000	13	651	664	6,702,555
AdventHealth Ocala	Ocala, Florida, USA	425	216	7,367	53,644	7	1,772	1,779	3,090,599
AdventHealth Orlando (8 campuses)	Orlando, Florida, USA	2,893	1,842	133,786	3,973,586	1,660	19,410	21,070	196,777,301
AdventHealth Palm Coast (formerly Flagler)	Palm Coast, Florida, USA	99	90	8,099	287,807	32	892	924	5,452,589
AdventHealth Heartland (3 campuses)	Sebring, Florida, USA	222	147	11,230	335,835	122	1,454	1,576	6,206,432
AdventHealth Tampa (2 campuses)	Tampa, Florida, USA	536	343	22,537	147,499	69	3,140	3,209	30,188,733
AdventHealth Waterman	Tavares, Florida, USA	269	180	15,161	117,192	88	1,731	1,819	9,159,921
AdventHealth Wesley Chapel	Wesley Chapel, Florida, USA	145	64	7,845	71,087	27	1,094	1,121	6,460,668
AdventHealth Zephyrhills	Zephyrhills, Florida, USA	149	91	8,979	93,576	52	1,142	1,194	7,637,326
Southwestern Union Conference									
Central Texas Medical Center	San Marcos, Texas, USA	170	43	3,871	144,256	10	666	676	10,806,242
AdventHealth Central Texas (former Metroplex Hosp)	Killeen, Texas, USA	230	73	7,230	132,790	31	961	992	10,337,253
Texas Health Huguley	Burleson, Texas, USA	356	128	10,694	227,026	224	1,348	1,572	...
Totals (82)		15,775	8,929	690,344	13,369,126	5,205	55,327	100,622	1,077,684,429
*General Conference institution is listed in the division where the main facility is located.									
NORTHERN ASIA-PACIFIC DIVISION									
Chinese Union Mission									
Hong Kong Adventist Hospital - Stubbs Road	Hong Kong SAR	135	60	9,573	77,239	38	532	570	485,096
Hong Kong Adventist Hospital - Tsuen Wan	Tsuen Wan, Hong Kong SAR	294	143	25,149	177,898	62	864	926	4,487
Japan Union Conference									
Adventist Medical Center (Japan)	Okinawa, Japan	48	27	831	77,121	50	96	146	...
Kobe Adventist Hospital	Kobe, Japan	116	81	2,442	80,297	100	208	308	...
Tokyo Adventist Hospital	Tokyo, Japan	186	131	5,334	77,592	134	320	454	10,787
Korean Union Conference									
Busan Adventist Hospital	Busan, Korea	270	1,006	22,565	78,275	161	290	451	13,700
Eden Adventist Hospital	Namyangju-si, Korea	196	158	57,643	3,549	107	0	107	199,875
Seoul Adventist Dental Hospital	Seoul, Korea	6	2	1	52,106	43	32	75	10,283
Seoul Adventist Hospital	Seoul, Korea	433	1,350	138,730	406,524	567	336	903	1,189,140
Yosu Sanitarium and Hospital	Yosu City, Korea	98	58	21,151	242	40	6	46	...
Attached Field: Taiwan Conference									
Taiwan Adventist Hospital	Taipei, Taiwan	379	154	13,481	486,902	35	1,015	1,050	4,235,647
Totals (11)		2,161	3,170	296,900	1,517,745	1,337	3,699	5,036	6,149,015
SOUTH AMERICAN DIVISION									
Argentina Union Conference									
Belgrano Adventist Sanitarium	Buenos Aires, Argentina	66	52	7,670	175,633	260	204	464	3,258,181
River Plate Sanitarium and Hospital	Libertador San Martin, Argentina	127	107	8,096	220,975	661	82	743	5,878,909
Central Brazil Union Conference									
Sao Paulo Adventist Hospital	Sao Paulo, Sao Paulo, Brazil	104	40	4,383	70,859	606	90	696	3,037,678
Chile Union Mission									
Los Angeles Adventist Clinic	Los Angeles, Chile	23	12	1,461	144,013	88	67	153	489,077
Ecuador Union Mission									
Quito Adventist Clinic	Quito, Ecuador	25	12	1,461	27,550	45	20	65	123,287
North Brazil Union Mission									
Belem Adventist Hospital	Belem, Para, Brazil	204	124	7,670	359,408	545	979	1,523	11,806,226
Northwest Brazil Union Mission									
Manaus Adventist Hospital	Manaus, Amazonas, Brazil	157	145	8,401	313,019	440	660	1,100	6,634,584
Paraguay Union of Churches Mission									
Asuncion Adventist Sanitarium	Asuncion, Paraguay	34	23	6,575	102,635	183	117	300	798,506
Hohenau Adventist Sanitarium	Hohenau, Itapua, Paraguay	30	15	3,287	70,128	108	58	166	706,800
South Peru Union Mission									
Ana Stahl Adventist Clinic	Iquitos, Peru	54	14	2,192	43,830	142	104	246	1,286,226
Good Hope Clinic	Miraflores, Lima, Peru	187	82	29,951	345,631	960	287	1,247	7,155,696
Juliaca Adventist Clinic	Juliaca, Peru	61	25	2,922	33,499	86	67	153	958,320
Southeast Brazil Union Conference									
Silvestre Adventist Hospital - Itaboraí	Itaboraí, RJ, Brazil	126	84	5,552	7,305	676	547	1,223	6,116,602
West Central Brazil Union Mission									
Penfigo Adventist Hospital	Campo Grande, MS, Brazil	87	32	5,479	26,298	146	214	360	1,952,603
Totals (14)		1,285	767	95,100	1,940,783	4,946	3,496	8,439	50,202,695
SOUTH PACIFIC DIVISION									
Australian Union Conference									
Adventist Healthcare Limited (Sydney Adv Hosp)	Wahroonga, NSW, Australia	524	367	26,415	1,476	150,000
Trans Pacific Union Mission									
Atoifi Adventist Hospital	Honiara, Solomon Islands	70	15	1,226	20,485	67	2	72	6,000
Totals (2)		594	382	27,641	20,485	67	2	1,548	156,000
SOUTHERN AFRICA-INDIAN OCEAN DIVISION									
Botswana Union Conference									
Kanye Seventh-day Adventist Hospital	Kanye, Botswana	167	85	5,500	69,936	57	127	184	...
Indian Ocean Union Conference									
Andapa Adventist Hospital	Andapa, Sahamazava, Madagascar	60	54	1,863	12,890	35	...	35	195
Ankazambo Adventist Hospital	Ankazambo, Madagascar	30	28	1,167	15,375	10	...	10	22,333
Malawi Union Conference									
Adventist Health Centre Lilongwe	Lilongwe, Malawi	11	6	457	...	47	3	50	...
Blantyre Adventist Hospital	Blantyre, Malawi	40	24	2,316	58,167	122	66	188	2,174
Malamulo Hospital	Makwasa, Malawi	215	89	6,911	...	549	456	1,005	...

Division and Institution	Location	Beds	Average Daily Census (Inpatients)	Admissions (Inpatients)	Outpatient Visits	SDA Employees	Other Employees	Total Employees	Charity Dollars
PART 1—Hospitals and Sanitariums (Cont'd)									US\$
SOUTHERN AFRICA-INDIAN OCEAN DIVISION (CONT'D)									
Southern Africa Union Conference									
Maluti Adventist Hospital	Mapoteng, Lesotho	130	79	4,670	89,267	169	124	293	...
Vista Clinic- Psychiatric Hospital	Centurion, South Africa	158	106	3,052	...	6	97	103	30,000
Southern Zambia Union Conference									
Lusaka Eye Hospital	Lusaka, Zambia	40	10	107	20,376	27	13	40	799
Mwami Adventist Hospital	Chipata, Zambia	170	43	4,982	15,621	114	74	188	300
Yuka Adventist Hospital	Kalabo, Zambia	70
South-Western Angola Union Mission									
Bongo Mission Hospital	Bongo, Angola	14	14	13	0	13	...
Totals (12)		1,105	538	31,025	281,632	1,149	960	2,109	55,801
SOUTHERN ASIA DIVISION									
East-Central India Union Section									
METAS Giffard Memorial Hospital	Nuzvid, Andhra Pradesh, India
Northeast India Union Section									
Aizawl Adventist Hospital	Aizawl, Mizoram, India	50	31	2,476	11,460	33	24	57	4,723
Northern India Union Section									
METAS Adventist Hospital, Ranchi	Ranchi, Jharkhand, India
Milton Mattison Memorial Hospital	Hapur, Uttar Pradesh, India	30	6	1,030	15,090	10	20	30	2,000
Ruby Nelson Memorial Hospital	Jalandhar, Punjab, India	40	...	100	48,514	43	2	45	46,034
Simla Sanitarium and Hospital	Shimla, Himachal Pradesh, India	30	3	395	7,539	13	36	49	806
South-Central India Union Section									
Seventh-day Adventist Medical Centre	Bangalore, Karnataka, India	60	10	3,151	45,884	78	92	170	43,445
Southeast India Union Section									
Thanjavur Adventist Hospital	Thanjavur, Tamil Nadu, India
Southwest India Union Section									
Ottapalam Seventh-day Adventist Hospital	Ottapalam, Kerala, India	120	50	5,260	42,989	56	142	198	142,869
Western India Union Section									
METAS Adventist Hospital, Surat	Surat, Gujarat, India
Pune Adventist Hospital	Pune, Maharashtra, India	75	39	14,249	27,308	126	40	166	64,841
Attached Fields: Himalayan Section									
Scheer Memorial Adventist Hospital	Kathmandu, Nepal	150	95	9,600	101,000	25	274	299	60,915
Totals (12)		555	234	36,261	299,784	384	630	1,014	365,633
SOUTHERN ASIA-PACIFIC DIVISION									
Central Philippine Union Conference									
Adventist Hospital - Calbayog, Inc	Calbayog City, West Samar, Philippines	15	16	1,996	712	51	10	60	12,980
Adventist Hospital - Cebu, Inc	Cebu City, Philippines	100	70	4,962	24,037	198	21	219	...
Adventist Medical Center - Bacolod	Bacolod City, Philippines	170	134	12,398	103,477	420	256	676	8,305
East Indonesia Union Conference									
Manado Adventist Hospital	Manado, North Sulawesi, Indonesia	150	88	9,741	42,032	230	43	273	853
North Philippine Union Conference									
Adventist Hospital - Palawan	Puerto Princesa City, Philippines	162	87	7,979	46,118	405	182	587	17,036
Adventist Hospital - Santiago City	Santiago City, Isabela, Philippines	50	48	5,070	35,781	221	52	273	4,905
Adventist Medical Center Manila	Manila, Philippines	150	83	7,416	85,520	528	3	531	...
Pakistan Union Section									
Karachi Adventist Hospital	Karachi, Pakistan
South Philippine Union Conference									
Adventist Hospital - Davao	Davao City, Philippines	75	50	4,842	33,850	172	47	210	10,806
Adventist Medical Center - Iligan City	Iligan City, Philippines	130	99	9,790	25,191	396	74	470	102,265
Adventist Medical Center - Valencia City	Valencia City, Bukidnon, Philippines	100	72	5,990	4,329	163	5	168	42,740
Gingog Sanitarium and Hospital	Gingog City, Misamis Oriental, Philippines	30	45	6,181	10,156	27	43	170	4,875
Southeast Asia Union Mission									
Mission Hospital Bangkok	Bangkok, Thailand	110	66	4,596	167,178	57	488	545	3,204
Mission Hospital Phuket	Phuket, Thailand	82	20	7,339	322,460	24	472	496	2,305
Penang Adventist Hospital	Penang, Malaysia	254	146	17,089	287,583	248	1,022	1,270	737,508
West Indonesia Union Mission									
Bandar Lampung Adventist Hospital	Bandar Lampung, Sumatra, Indonesia	179	65	13,877	216,297	403	80	483	...
Bandung Adventist Hospital	Bandung, West Java, Indonesia	254	138	13,046	98,684	627	150	777	...
Medan Adventist Hospital	Medan, Sumatra, Indonesia	101	82	38,804	8,386	160	112	272	...
Attached Field: Sri Lanka Mission of SDA									
Lakeside Adventist Hospital	Kandy, Sri Lanka	40	29	2,278	9,769	31	80	111	2,565
Totals (19)		2,152	1,338	173,394	1,521,560	4,361	3,140	7,591	950,347
TRANS-EUROPEAN DIVISION									
Norwegian Union Conference									
Skogli Health and Rehabilitation Center	Lillehammer, Norway	109	102	102	1,790	19	64	83	1,800
WEST-CENTRAL AFRICA DIVISION									
Cameroon Union Mission									
Batouri Adventist Hospital	Batouri, Cameroon	38	20	2,507	3,157	16	4	20	2,000
Buea SDA Hospital	Buea, Cameroon	19	12	1,100	4,294	14	8	22	1
Koza Adventist Hospital	Koza, Extreme Nord, Cameroon	98	19	3,462	3,410	42	3	45	...
Central African Union Mission									
Béré Adventist Hospital	Kelo, Chad	104	45	4,766	10,930	24	30	54	10,500
Eastern Nigeria Union Conference									
Seventh-day Adv Hosp and Motherless Babies' Home	Aba, Abia State, Nigeria	74	...	1,763	17,549	70	26	96	...
Eastern Sahel Union Mission									
Glei Adventist Eye Hospital	Glei, Togo	36	12	10,852	19	3	22	25	...
Northern Ghana Union Mission									
Akomaa Memorial Adventist Hospital	Bekwai-Ashanti, Ghana	48	48	3,500	12,975	83	77	160	...
Asamang Seventh-day Adventist Hospital	Agona Asamang, Ghana	118	89	5,295	49,928	104	124	228	...
Breman Seventh-day Adventist Hospital	Kumasi, Ghana	32	26	1,371	116,660	27	40	67	...

Division and Institution	Location	Beds	Average Daily Census (Inpatients)	Admissions (Inpatients)	Outpatient Visits	SDA Employees	Other Employees	Total Employees	Charity Dollars
PART 1—Hospitals and Sanitariums (Cont'd)									
US\$									
WEST-CENTRAL AFRICA DIVISION (CONT'D)									
Dominase Adventist Hospital	Bekwai-Ashanti, Ghana	59	50	4,079	38,256	105	86	191	...
Hart Seventh-day Adventist Hospital - Ahinsan	Kumasi, Ghana	22	15	1,052	9,819	31	49	80	...
Kwadaso SDA Hospital	Kwadaso-Kumasi, Ghana	82	80	8,189	91,877	102	167	269	1,286
Namong Seventh-day Adventist Hospital	Namong, Ghana	30	22	3,084	25,101	48	69	117	...
Obuasi Seventh-day Adventist Hospital	Obuasi, Ghana	30	26	5,023	6,203	81	92	173	...
Sunyani Seventh-day Adventist Hospital	Sunyani, Ghana	71	68	5,801	44,503	76	129	205	250
Tamale Seventh-day Adventist Hospital	Tamale, Ghana	37	35	2,754	6,135	15	45	60	...
Valley View Adventist Hospital - Techiman	Techiman, Ghana	50	40	2,427	15,941	41	52	93	320
Wiamoase Seventh-day Adventist Hospital	Wiamoase, Ashanti, Ghana	37	35	2,010	15,294	47	69	116	...
Northern Nigeria Union Conference									
Adventist Medical Center	Jos, Nigeria	8	3	110	731	8	2	10	...
Jengre Seventh-day Adventist Hospital	Jos, Plateau State, Nigeria	66	35	1,093	9,997	40	4	44	...
Southern Ghana Union Conference									
Gbawe Seventh-day Adventist Hospital	Accra, Ghana	31	...	25	77	20	57	77	...
Nagei Memorial Adventist Hospital	Takoradi, Ghana	31	...	17	155	35	137	172	...
Seventh-day Adventist Hospital, Koforidua	Koforidua, Ghana	100	...	50	300	40	166	206	...
Valley View University Hospital	Accra, Ghana	25	20	20	210	72	18	90	...
West African Union Mission									
Seventh-day Adventist Cooper Eye Center	Monterrado, Liberia
Seventh-day Adventist Cooper Hospital	Monterrado, Liberia
Waterloo Seventh-day Adventist Hospital	Waterloo, Sierra Leone	45	25	1,182	2,893	60	9	69	7,000
Western Nigeria Union Conference									
Inisa Community Medical Centre	Inisa, Osun State, Nigeria
Seventh-day Adventist Hospital Ile-Ife	Ile-Ife, Osun State, Nigeria
Babcock University Teaching Hospital	Ilishan-Remo, Ogun State, Nigeria
Totals (30)		1,291	725	71,532	486,414	1,204	1,485	2,689	21,357
WORLD TOTALS 2018 (211)		26,797	17,180	1,494,060	19,928,077	20,810	71,064	133,545	1,136,209,136

Note—Incomplete reporting.

Division and Union	Units	Beds	Average Daily Census (In-patients)	Ad-missions (In-patients)	SDA Employ-ees	Other Employ-ees	Total Employ-ees
PART 2—Nursing Homes and Retirement Centers							
INTER-AMERICAN DIVISION							
Caribbean Union Conference							
Tabitha Senior Citizens' Home	1
INTER-EUROPEAN DIVISION							
Austrian Union of Churches Conference							
Haus Stefanie	1
Czecho-Slovakian Union Conference							
Home for Seniors Efata	1
Franco-Belgian Union Conference							
French Retirement Home	1	95	90	23	51	15	66
Italian Union of Churches Conference							
Forli Old People's Home	1	92	87	26	32	18	50
North German Union Conference							
Berlin-Steglitz Retirement Home	1	54	54	11	4	40	44
Friedensau Retirement Home	1	122	120	37	13	85	98
Neandertal Retirement Home	1	182	175	124	20	114	134
Uelzen Retirement Home	1	114	109	24	5	117	122
Portuguese Union of Churches Conference							
Lapi-Funchal	1	16	16	1	7	5	17
Lapi-Norte	1	40	40	9	11	15	29
Lapi-Sul	1	76	76	17	10	32	53
South German Union Conference							
Odenwald Home for Disabled	1	25	4	17	21
Wittelsbach Retirement Home	1	194	182	24	38	110	148
Spanish Union of Churches Conference							
Maranatha Spanish Retirement Home	1	70	7	...	30	16	46
Swiss Union Conference							
Fondation du Relais, EMS, La Girarde	1	62	100	10	8	57	65
Fondation du Relais, EMS, Le Flon	1	25	98	6	1	24	25
Nursing, Old People's and Retreat	1	55	53	23	7	38	45
Totals	17	1,222	1,207	335	241	703	963
NORTH AMERICAN DIVISION							
Atlantic Union Conference							
Adventist Home Inc.	1
Canada, SDA Church in							
East Park Lodge Inc	1	60	70	8
Heritage Green Nursing Home	1	167	165	38	47	213	260
Heritage Green Retirement Home	1	21	19	6	3	17	20
Kingsway Pioneer Home Inc	1	80	2	...	2
Park Manor Care Inc	1	100	99	27	30	150	180
Sherwood Care	1	100	99	41	13	157	170
Sunnyside Adventist Care Centre	1	97	96	36	42	123	165
West Park Manor Personal Care Hme Inc	1	150	146	58	22	201	223
Columbia Union Conference							
Sycamore Glen Health Center (Kettering)	1	100	150	522	4	135	139
Sycamore Glen Ret Comm (Kettering)	1	174	144	58	6	101	107
Greene Oaks	1	1	50	51
Mid-America Union Conference							
Overland Park Nursing & Rehab Center	1	102	73	294	3	90	93
Porter Place, Inc	1
Trinity Nursing & Rehab Center	1	120	97	172	...	112	112
Pacific Union Conference							
Napa Valley Adv Retirement Estates	1	82	...	77	16
Southern Union Conference							
Adventist Care Center Courtland	1	120	103	640	25	341	366
East Orlando Health & Rehab Center	1	120	105	657	6	151	157
Florida Living Nursing Center	1	202	194	581	10	257	267
Highland Rim Terrace	1	52	10	10	3	1	4
Sunbelt Health & Rehab Center	1	120	108	712	7	153	160
Zephyr Haven Health & Rehab Center	1	120	113	399	...	155	155
Zephyrhills Health & Rehab Center	1	103	99	568	7	125	132
Southwestern Union Conference							
Hays Nursing & Rehab Center	1	116	83	253	1	129	130
Huguley Nursing & Rehab Center	1	178	141	483	1	162	163
The Wolfe Living Center at Summit Ridge	1	48	39	14	4	44	48
Totals	26	2,532	2,153	5,654	237	2,867	3,120

INSTITUTIONAL STATISTICS FOR 2018

Division and Union	Units	Beds	Average Daily Census (In-patients)	Admissions (In-patients)	SDA Employees	Other Employees	Total Employees
PART 2—Nursing Homes and Retirement Centers (Cont'd)							
NORTHERN ASIA-PACIFIC DIVISION							
Japan Union Conference							
Chiba Community Care Center	1	1	7	...	1	6	7
Hakusan Group Nursing Home	1	9	9	1	1	3	4
Higashikurume Saiwaicho Day Service Ctr	1	...	30	...	2	9	11
Hikarigaoka Community Care Plaza	1	3	12	15
Honamanuma Group Nursing Home	1	9	9	...	1	3	4
House of Ruth Retirement Center	1	20	19	1	1	1	2
Miltos Kamishirane Group Nursing Home	1	18	18	3	2	5	7
Miltos Tsurugamine Group Nursing Home	1	18	18	5	2	3	5
Rainbow House Group Home	1	...	18	...	1	17	18
Shalom Higashikurume Nursing Home	1	92	86	24	12	33	45
Shalom Minamisawa Day Service Center	1	...	30	...	1	5	6
Shalom Nursing Home	1	106	104	17	11	79	90
Shalom Sakurayama Retirement Center	1	50	47	5	4	2	6
Shalom Uragamidai Handicapped Fac.	1	52	49	3	5	43	48
Shalom Wakaba Life House	1	2	22	24
Shalom Wakaba No.1 Day Service Center	1	...	26	...	3	17	20
Shalom Wakaba No.2 Day Service Center	1	...	30	...	2	10	12
Shalom Yokohama Nursing Home	1	104	100	17	27	46	73
Suginamiku Sever Mult HC Chn Day Ctr.	1	5	5
Korean Union Conference							
Eden Senior Sanitarium Center	1	100	98	54	53	11	64
Evergreen Center	1	32	41	41	8	...	8
Jindo-Gun Senior Sanitarium Center	1	74	72	72	24	21	45
Sahmyook Senior Sanitarium Center	1	82	80	...	20	31	51
Sunchang-Gun Senior Sanitarium Center	1	60	58	...	5	33	38
Yoojawn: Sah Senior Sanitarium Center	1	120	117	...	24	48	72
Totals	25	947	1,066	243	215	465	680

Division and Union	Units	Beds	Average Daily Census (In-patients)	Admissions (In-patients)	SDA Employees	Other Employees	Total Employees
SOUTH AMERICAN DIVISION							
South Brazil Union Conference							
Adventist Home for the Elderly	1	30	22	3	3	11	14

Division and Union	Units	Beds	Average Daily Census (In-patients)	Admissions (In-patients)	SDA Employees	Other Employees	Total Employees
SOUTH PACIFIC DIVISION							
Australian Union Conference							
Adventcare Bendigo	1
Adventcare Whitehorse	1
Adventcare Yarra Ranges	1
Adventist Residential Care (Busseton)	1
Adventist Residential Care (Nollamara)	1
Adventist Residential Care (Rossmoyne)	1
Adventist Retirement Village (Hornsby)	1
Adventist Retirement Vlg (Kings Langley)	1
Adventist Retirement Village (Wahroonga)	1
Alstonville Lifestyle Community	1
Avondale Lifestyle Community	1
Caloundra Adventist Retirement Village	1
Capricorn Adventist Retirement Village	1
Jewells Lifestyle Community	1
Melody Park Retirement Resort	1
Victoria Point Adventist Retirement Village	1
Wye Point Lifestyle Community	1
New Zealand Pacific Union Conference							
Bethesda Care Limited, Wiri	1
Bethesda Village Limited, Wiri	1
Totals (No Report)	19

Division and Union	Units	Beds	Average Daily Census (In-patients)	Admissions (In-patients)	SDA Employees	Other Employees	Total Employees
SOUTHERN AFRICA-INDIAN OCEAN DIVISION							
Indian Ocean Union Conference							
Rosie Le Meme Adv Nursing Home	1	41
Southern Africa Union Conference							
Advent Haven Frail Care & Comm Centre	1	179	85
Advent Haven Retirement Village	1
Advent Haven Frail Care	1	80	80
Anerley Place Hsng Scheme for Sr Citzs	1
Banyan Tree Retirement Residences	1
Diamant Ret Village and Comm Service	1
Drie Riviere Ret Village and Comm Ctr	1
Esda Frail Care and Community Centre	1	53	53
Esda Housing Scheme for Senior Citzs	1	41
Esda Retirement Village	1
Magnolia Haven Housing Scheme	1
Marburg Haven ADRA	1
Montamed Sorgsentrum	1	42
Montana Ret Village and Comm Service	1
Royce Haven Retirement Villas	1
Sea Breeze Retirement Homes	1
Sonskyn Retirement Village	1
Sunnyside Lodge	1	60	60

Division and Union	Units	Beds	Average Daily Census (In-patients)	Admissions (In-patients)	SDA Employees	Other Employees	Total Employees
SOUTHERN AFRICA-INDIAN OCEAN DIVISION (CONT'D)							
Trimed Sub-Acute Clinic	1	52
Wolmaranstaad Children/Adults/Hospice	1
Totals	21	548	278
TRANS-EUROPEAN DIVISION							
Danish Union of Churches Conference							
Old People's Home (Soendervang)	1	51	51	15	4	28	32
Old People's Home (Solbakken)	1	47	47	47	2	38	40
Finland Union of Churches Conference							
Finland Old People's Hme (Nurmikoti Oy)	1	40	40	...	7	22	29
Hungarian Union Conference							
Adventist Home Care Services Hidas	1	...	9	2	1	1	2
Gyula Old People's Home	1	50	48	18	15	11	26
Tass Old People's Home	1	30	30	21	5	14	19
Netherlands Union of Churches Conference							
Netherlands Senior Citizen's Home	1	100	100	13	7	133	140
Norwegian Union Conference							
Mosserod Old People's Home	1	58	56	45	9	49	58
Nordas Old People's Home	1	31	31	21	7	55	62
Polish Union Conference							
Polish Old People's Home (Samarytanin)	1	90	90	7	48	5	53
South-East European Union Conference							
Old People's Home (Konak)	1	2	...	2
Totals	11	497	502	189	107	356	463
WORLD TOTALS 2018	121	5,776	5,228	6,424	803	4,402	5,240

Note—Incomplete reporting.

Division and Union	Units	In-patient Beds	Out-patient Visits	SDA Employees	Other Employees	Total Employees
PART 3—Clinics and Dispensaries						
EAST-CENTRAL AFRICA DIVISION						
Burundi Union Mission	5	260	163,666	33	11	44
East Congo Union Mission	4	75	8,237	89	4	93
East Kenya Union Conference	27	37	105,329	280	49	329
Ethiopian Union Mission	8	23	11,269	28	16	44
North East Congo Union Mission	54	587	165,561	275	108	383
Northern Tanzania Union Conference	21	96	131,066	139	28	167
Rwanda Union Mission	9	144	210,397	167	49	216
Southern Tanzania Union Mission	7	32	24,757	60	18	78
Uganda Union Mission	19	199	616	110	117	227
West Congo Union Mission	11	216	9,290	55	18	73
West Kenya Union Conference	21	45	65,935	55	24	75
Attached Field	1	...	1,602	5	...	5
Totals	187	1,714	897,725	1,296	442	1,734

PART 3—Clinics and Dispensaries

Division and Union	Units	In-patient Beds	Out-patient Visits	SDA Employees	Other Employees	Total Employees
EURO-ASIA DIVISION						
Ukrainian Union Conference	4	154	6,908	91	2	93
INTER-AMERICAN DIVISION						
Caribbean Union Conference	3
East Venezuela Union Mission	1
Honduras Union Mission	1	...	4,242	1	4	5
Jamaica Union Conference	3
North Colombian Union Conference	2
North Mexican Union Conference	2	...	30,748	18	139	157
Puerto Rican Union Conference	1
West Venezuela Union Mission	2	...	13,841	11	13	24
Totals	15	...	48,831	30	156	186

Division and Union	Units	In-patient Beds	Out-patient Visits	SDA Employees	Other Employees	Total Employees
INTER-EUROPEAN DIVISION						
Romanian Union Conference	1
NORTH AMERICAN DIVISION						
Columbia Union Conference	3	...	41,305	6	32	38
Pacific Union Conference	90
Attached Field	2
Totals	95	...	41,305	6	32	38

Division and Union	Units	In-patient Beds	Out-patient Visits	SDA Employees	Other Employees	Total Employees
NORTHERN ASIA-PACIFIC DIVISION						
Chinese Union Mission	1
Japan Union Conference	2	...	114,713	18	49	67
Totals	3	...	114,713	18	49	67

STATISTICAL REPORT FOR 2018

Division and Union	Units	In-patient Beds	Out-patient Visits	SDA Employees	Other Employees	Total Employees
PART 3—Clinics and Dispensaries (Cont'd)						
SOUTH AMERICAN DIVISION						
Argentina Union Conference	2	96	4	100
Central Brazil Union Conference	2	...	28,959	172	27	199
East Brazil Union Mission	2	...	54,980	12	3	15
Paraguay Union of Churches Mission	1	...	5,844	7	...	7
South Brazil Union Conference	2	...	169,058	62	1	63
West Central Brazil Union Mission	1	...	77,016	4	2	6
Totals	10	...	335,857	353	37	390
SOUTH PACIFIC DIVISION						
Australian Union Conference	9	...	145,743
SOUTHERN AFRICA-INDIAN OCEAN DIVISION						
Botswana Union Conference	3	...	10,979	19	29	69
Indian Ocean Union Conference	8	...	15,415	42	8	50
Malawi Union Conference	18	58	234,941	213	41	254
Mozambique Union Mission	2
North-Eastern Angola Union Mission	6	...	630	5	...	5
Southern Africa Union Conference	10	...	291,657	34	24	117
Southern Zambia Union Conference	12	...	7,423	2	7	9
South-Western Angola Union Mission	5	...	30	37	...	37
Zimbabwe Central Union Conference	6	...	29,871	16	7	23
Zimbabwe East Union Conference	4
Zimbabwe West Union Conference	4	12	2	14
Totals	78	58	590,946	380	118	578
SOUTHERN ASIA-PACIFIC DIVISION						
Bangladesh Union Mission	1	...	986	11	...	11
Myanmar Union Mission	1	...	3,963	3	5	8
West Indonesia Union Mission	10	...	58,322	77	11	88
Totals	12	...	63,271	91	16	107
WEST-CENTRAL AFRICA DIVISION						
Cameroon Union Mission	2	...	7,266	30	13	43
Eastern Nigeria Union Conference	4	25	10,266	34	...	34
Eastern Sahel Union Mission	2	10	1,850	4	7	11
Northern Ghana Union Mission	5	15	26,487	70	124	194
Northern Nigeria Union Conference	7	38	15,063	16	6	22
Southern Ghana Union Conference	6	153	330	117	150	267
Totals	26	241	61,262	271	300	571
WORLD TOTALS 2018	440	2,167	2,306,561	2,536	1,152	3,764

Note—Incomplete reporting.

Note—In the tables above, the dates in parentheses following the entries indicate the year of the most recent report. Part 5 of the Healthcare Report, "Airplanes and Medical Launches," has been temporarily removed due to insufficient reporting. See summary below for partial report.

Division, Institution, and Location	Units	Beds	Average Daily Census	SDA Employees	Other Employees	Total Employees
PART 4—Orphanages and Children's Homes						
INTER-AMERICAN DIVISION						
Dominican Union Conference	1
SOUTH AMERICAN DIVISION						
South Brazil Union Conference	1
SOUTHERN AFRICA-INDIAN OCEAN DIVISION						
Botswana Union Conference	1
SOUTHERN ASIA-PACIFIC DIVISION						
East Indonesia Union Conference	2	98	80	6	...	6
West Indonesia Union Mission	3	86	71	6	1	7
Attached Field: Timor-Leste Mission	1	40	22	3	...	3
Totals	6	224	173	15	1	16
WEST-CENTRAL AFRICA DIVISION						
Eastern Nigeria Union Conference	2	35	31	15	...	15
WORLD TOTALS 2018	11	259	204	30	1	31

Note—Incomplete reporting.

Summary of Healthcare Institutions	Institutions	Beds or Units	Average Daily Census	Admissions (Inpatients)	Outpatient Visits	SDA Employees	Other Employees	Total Employees	Charity Dollars
US\$									
Hospitals and Sanitariums	211	26,797	17,180	1,494,060	19,928,077	20,810	71,064	133,545	1,136,209,136
Nursing Homes and Retirement Centers	121	5,776	5,228	6,424	...	803	4,402	5,240	...
Clinics and Dispensaries	440	2,167	2,306,561	2,536	1,152	3,764	...
Orphanages and Children's Homes	11	259	204	30	1	31	...
Airplanes and Medical Launches	...	2	10	5	15	...
WORLD TOTALS 2018	783	35,001	22,612	1,500,484	22,234,638	24,189	76,624	142,595	1,136,209,136
WORLD TOTALS 2017	No Report								

Note—Incomplete reporting.

Note—Some organizations reported the number of employees by head count instead of as full-time equivalents (FTE).

SECTION III—PUBLISHING HOUSES

Table 29

Division and Institution	Subscriptions			Trades			Job Printing	Total Sales	Employees	Periodicals	Languages
	Books	Magazines	Miscellaneous	Books/Bibles	Magazines/Periodicals	Miscellaneous					
	US\$	US\$	US\$	US\$	US\$	US\$					
Note—Parenthesized figures after "Totals" represent the number of publishing houses and branches in the divisions.											
EAST-CENTRAL AFRICA DIVISION											
Africa Herald Publishing House	65,247	47,607	512,897	...	109,555	735,306	33	16	5
Ethiopian Advent Press
Ufunuo Publishing House	120,363	101,234	773,280	30,513	...	1,025,390	44	48	3
Upper Nile Press
Totals (4)	185,610	148,841	1,286,177	30,513	109,555	1,760,696	77	64	...
EURO-ASIA DIVISION											
Source of Life Publishing House	177,968	206,087	204,613	...	74,263	662,931	45	23	3
Source of Life Publishing House (Ukraine)	93,746	17,398	242,038	87,513	48,496	13,716	38,752	541,659	23	16	2
Totals (2)	271,714	17,398	242,038	293,600	253,109	13,716	113,015	1,204,590	68	39	...
INTER-AMERICAN DIVISION											
Inter-American Division Publishing Association	933,915	53,128	1,124	9,490,238	1,833,306	222,813	...	12,534,524	39	3	5
Mexican Adventist Editorial Group	4,456,168	4,536,741	8,992,909	184	2	1
Totals (2)	5,390,083	53,128	1,124	14,026,979	1,833,306	222,813	...	21,527,433	223	5	...
INTER-EUROPEAN DIVISION											
Advent Publishers (Switzerland)	454,777	500,277	...	246,343	81,665	66,340	...	1,349,402	9	1	1
Austrian Publishing House*	272,847	509,087	781,934	5	4	1
Bulgarian Adventist Publishing House	26,983	73,957	75,809	176,749	5	8	1
Czech Publishing House	78,926	291	1,926	121,470	59,110	12,574	...	274,297	1	2	2
German Publishing House	3,621	550,850	912,591	281,026	...	1,748,088	15	18	2
Italian Publishing House	8,567	9,893	21,120	112,800	176,832	20,280	16,800	366,292	6	5	1
Life and Health Publishing House	...	110,033	...	540,293	...	64,768	110,650	825,744	6	21	1
Portuguese Publishing House*	135,422	181,912	...	331,307	20,752	...	6,719	685,080	10	77	1
Romanian Publishing House	1,573,769	49,070	124,353	1,095,576	585,531	279,164	861,591	4,569,054	186	29	6
Safeliz Publishing House*	2,293,321	246,298	...	2,211,472	17,646	4,768,737	22	4	13
Slovakian Publishing House	123,656	...	6,011	17,158	27,111	27,214	...	201,150	4	2	2
Totals (11)	4,971,889	1,097,774	153,410	5,810,313	1,957,047	760,334	995,760	15,746,527	269	171	...
NORTH AMERICAN DIVISION											
Pacific Press Publishing Association	882,768	6,515,185	11,514,771	880,682	3,244,730	23,038,136	150	56	6
Review and Herald Publishing Association*+	no report
Totals (2)	882,768	6,515,185	11,514,771	880,682	3,244,730	23,038,136	150	56	...
+General Conference institutions are listed in the division where the main plant is located.											
NORTHERN ASIA-PACIFIC DIVISION											
Japan Publishing House*	no report
Korean Publishing House	446,719	275,342	...	369,455	1,288,744	727,488	2,390,611	5,498,359	60	13	1
Signs of the Times Publishing Association	47,082	101,823	14,275	31,032	42,658	6,786	198,271	441,927	15	3	1
Totals (3)	493,801	377,165	14,275	400,487	1,331,402	734,274	2,588,882	5,940,286	75	16	...
SOUTH AMERICAN DIVISION											
Brazil Publishing House	30,724,916	2,310,153	1,023,785	7,480,142	7,785,543	1,246,532	4,317,078	54,888,149	638	28	1
South American Spanish Publishing House	1,874,974	132,748	...	3,758,938	890,364	541,140	6,024,461	13,222,625	179	16	1
Totals (2)	32,599,890	2,442,901	1,023,785	11,239,080	8,675,907	1,787,672	10,341,539	68,110,774	817	44	...
SOUTH PACIFIC DIVISION											
Signs Publishing Company	615,794	...	154,331	1,588,028	1,426,589	196,791	781,531	4,763,064	22	3	2
SOUTHERN AFRICA-INDIAN OCEAN DIVISION											
Adventist Printing House (Madagascar)	80,041	316,164	72,424	33,239	...	501,868	38	35	3
Angola Publishing House	34,281	...	14,692	...	206,913	253,314	9,747	518,947	19	1	1
Malamulo Publishing House	75,305	...	10,453	29,694	133,698	10,587	39,087	298,824	25	3	2
Mozambique Publishing House*	no report
Zambia Adventist Press	148,845	1,924	...	84,513	311,245	7,111	112,627	666,265	11	11	4
Totals (5)	338,472	1,924	25,145	430,371	724,280	304,251	161,461	1,985,904	93	50	...
SOUTHERN ASIA DIVISION											
Oriental Watchman Publishing House	no report
SOUTHERN ASIA-PACIFIC DIVISION											
Bangladesh Adventist Publishing House	1,643	2,681	...	186	10,790	15,300	3	8	1
Indonesia Publishing House	160,840	36,178	102,616	108,339	69,946	369,549	152,720	1,000,188	58	14	1
Kinsaug Publishing House	no report
Lakpahana Publishing House of SDA	22,781	3,129	...	16,985	42,895	7	24	3
Pakistan Publishing House (Qasid)*	no report
Philippine Publishing House	5,300,685	1,871,050	1,229,414	4,851	399,277	13,313	22,571	8,841,161	93	7	4
Totals (6)	5,485,949	1,910,357	1,332,030	132,856	469,223	383,048	186,081	9,899,544	161	53	...
TRANS-EUROPEAN DIVISION											
Advent Publishing House*	8,836	...	106	97,864	...	2,135	36	108,977	4	...	1
Adventist Media and Forvalting AB*	no report
Albanian SDA Publishing Service*	no report
Croatian Publishing House*	130,251	73,338	203,589	7	7	1
Danish Publishing House*	no report
Finland SDA Publishing House	10,150	219,000	1,700	...	230,850	4	2	1
Greek Mission Publishing Centre*	no report
Iceland Publishing House*	no report
Latvian Publishing Centre*	no report
Lithuanian Publishing Centre*	15,544	15,544	1
Macedonian Publishing House*	2,963	1,767	147	4,877	1	...	1

STATISTICAL REPORT FOR 2018

Division and Institution	Subscriptions			Trades			Job Printing	Total Sales	Employees	Periodicals	Languages
	Books	Magazines	Miscellaneous	Books/Bibles	Magazines/Periodicals	Miscellaneous					
	US\$	US\$	US\$	US\$	US\$	US\$					
Publishing Houses (Cont'd)											
TRANS-EUROPEAN DIVISION (CONT'D)											
Netherlands Publishing Service*	no report										
Norwegian Publishing House*	1,031,000	154,000	...	128,000	247,000	...	96,000	1,656,000	8	5	2
Polish Publishing House*	30,254	1,150	53	126,682	77,992	285	...	236,416	5	3	1
Serbian Publishing House*	no report										
Slovenian Publishing House*	12,889	10,643	31	982	10,461	971	607	36,584	1	17	1
Stanborough Press Limited*	670,263	29,821	...	925,681	345,997	396,005	381,812	2,749,579	29	3	4
Totals (17)	1,771,749	195,614	190	1,421,377	973,935	401,096	478,455	5,242,416	60	37	
WEST-CENTRAL AFRICA DIVISION											
Advent Press	231,705	1,205,128	254,531	312,645	2,004,009	52	8	4
Central African Publishing House	no report										
Totals (2)	231,705				1,205,128	254,531	312,645	2,004,009	52	8	
<i>Attached to the General Conference:</i>											
MIDDLE EAST AND NORTH AFRICA UNION MISS											
Middle East Publishers*	10,118	10,746	20,864	2	5	4
ISRAEL FIELD											
Life and Peace Publishing House*	no report										
WORLD TOTALS 2018 (60)	53,249,542	6,096,261	2,946,328	42,017,863	31,650,874	5,969,721	19,313,654	161,244,243	2,069	551	...
WORLD TOTALS 2017 (59)	60,989,803	7,142,852	2,836,744	45,109,780	33,533,229	6,516,039	18,322,496	174,450,943	2,095	526	...
<i>*Without printing facilities. Report incomplete.</i>											

SECTION IV—FOOD INDUSTRIES

Table 30

Division and Institution	Location	Employees				Products		
		Full-time	Part-time	Casual	Student	Manufactured	Other	
INTER-AMERICAN DIVISION								
Inter-American Health Food Company								
Alimentos Colpac	Montemorelos, Mexico	218	1	...	16	62	5	
Caribbean Health Foods Limited	St. Joseph, Trinidad	112	5	45	30	
Cetebedi, Panama	Panama	16	2	13	17	
Cetebedi, S.A.	Alajuela, Costa Rica	61	1	...	3	74	8	
Colombia Branches (Productos Icolpan)	Medellin, Colombia	50	1	...	4	54	30	
Alimentos Integrales Viva Mejor (Bucaramanga)	Bucaramanga, Colombia	19	12	18	12	
Alimentos Integrales Viva Mejor EU (Cali)	Cali, Colombia	26	17	57	
Industrias Venepan	Nirgua, Yaracuy, Venezuela	73	5	6	...	
Productos Granix	Bonao, Dominican Republic	57	1	...	4	39	60	
Viva Mejor - Barquisimeto	Barquisimeto, Venezuela	15	5	...	
Viva Mejor - Bogota	Bogota, Colombia	12	2	102	...	
Totals (11)		659	18	0	39	435	219	
INTER-EUROPEAN DIVISION								
Bioherba Health Food Company (Bioherba GmbH)	Heimertingen, Germany	47	19	...	5	631	17	
NORTHERN ASIA-PACIFIC DIVISION								
Korean Sahmyook Food	Choongnam, Korea	280	75	28	
Korean Sahmyook Food Bonghwa Factory	Kyungbuk, Korea	64	26	...	
Korean Sahmyook Food Unju Factory	Jeonbuk, Korea	5	28	40	
San-iku Foods	Sodegaura-shi, Chiba, Japan	25	34	69	9	
Totals (4)		374	34	0	0	198	77	
SOUTH AMERICAN DIVISION								
Argentina Food Factory (Alimentos Granix)	Buenos Aires, Argentina	1,050	326	35	
Brazil Food Factory (Produtos Alimenticios Superbom)	Sao Paulo, Brazil	173	8	81	103	
Totals (2)		1,223	8	0	0	407	138	
SOUTH PACIFIC DIVISION								
Life Health Foods	Australia and New Zealand	223	19	39	...	167	22	
Sanitarium Health Foods	Australia and New Zealand	803	135	185	...	373	17	
Vitality Works and Lifestyle Medicine Institute	Australia and New Zealand	49	12	23	26	
Totals (3)		1,075	166	247	0	540	65	
<i>Attached to the General Conference:</i>								
MIDDLE EAST AND NORTH AFRICA UNION MISSION								
Adventist Health Education Foundation (AHEF)	Cairo, Egypt	40	2	...	2	64	...	
WORLD TOTALS 2018 (22)		3,418	247	247	46	2,275	516	
WORLD TOTALS 2017 (23)		3,467	267	330	82	2,340	508	
Food Industry Sales, World 2018							US\$ 706,845,120	
Food Industry Sales, World 2017							US\$ 745,051,867	

ADVENTIST DEVELOPMENT AND RELIEF AGENCY (ADRA)

The Adventist Development and Relief Agency (ADRA) acts as the humanitarian arm of the Seventh-day Adventist Church and is active in over 118

countries, broken down into the nine regions below. In 2018, ADRA had 1,043 projects to the value of over \$270 million, supporting over 16 million people.

2018 Annual Statistical Report

Table 31

Region/Division	Total Budget	Projects	Beneficiaries
	US\$		
Africa Region	88,560,533	272	4,346,654
Asia Region	49,869,678	184	2,992,849
Euro-Asia Division	5,075,642	37	88,136
Europe Region	8,389,638	122	220,129
Inter-American Division	5,053,250	36	160,103
Middle East and North African Union	64,423,878	76	5,943,560
North American Division	4,763,187	16	992,664
South American Division	33,797,220	174	1,399,487
South Pacific Division	10,386,550	126	111,988
Totals	270,319,576	1,043	16,255,570

Network Statistics

Table 32

Sectors	Projects	In US\$	Beneficiaries
Climate Change/Renewable Energy	15	2,904,297	105,004
Education	190	37,437,947	1,114,582
Emergency Response and Preparedness	225	41,433,459	4,472,465
Food Security	79	61,872,213	3,864,631
Gender	33	7,008,674	53,914
Health	128	33,806,255	1,939,504
Livelihoods	105	38,107,441	1,895,458
Protection	58	16,168,806	500,142
Water and Sanitation	46	13,588,885	587,554
Other	164	17,991,599	1,722,316
Totals	1,043	270,319,574	16,255,570

GLOBAL MISSION

The Church's Presence, Outreach, and Mission

Challenge of Global Mission.—The Global Mission document voted at the 1989 Annual Council and endorsed at the 1990 General Conference Session seeks to create an awareness, in concrete measurable terms, of what the gospel commission means to the church today.

Monitoring Global Advance.—Table 1 below lists major unentered regions of the world according to conferences or missions rather than by countries. It is based on a challenge of Global Mission: to place a church among each one million of earth's population. To locate regions where the ratio of churches to population is less than 1:1,000,000, we have used the *2019 Seventh-day Adventist Yearbook* to find those conferences or missions with low church-to-population ratios. For example, in the Northern India Union Section of the Southern Asia Division the Chhattisgarh Region has a population of 28.0 million and ten churches. Therefore, on average, each church serves a population of 2.8 million people. Progress is indicated in the fact that in 2001, when this field was organized, each church served an average of 6.9 million people.

This view of the global challenge shows in which conferences or missions the great challenges lie in relation to the Adventist "presence." (For a definition of "presence" see "Definitions" in the next column.)

A column is provided to show the "Population Estimate (Millions) Per Church 1990 or When Organized" for comparison. The basis for these entries is the *1991 Seventh-day Adventist Yearbook* or the *Yearbook* representing the year of the field's organization after 1990. In some cases the 2018 ratio is larger than the earlier ratio. This may be due to a population that is growing more rapidly than the church or to official revisions in population estimates, rather than to a loss of churches. In some cases the fields that existed in 1990 no longer exist by the same name or territory so a direct comparison is impossible. In other cases growth of churches has lowered the ratio below 1.0. These are being eliminated year by year as church growth occurs. This occurred this year when the Central Java Mission of the Southern Asia-Pacific Division established its 37th church in a country with a population of 36.5 million people.

The number of churches is taken from the 2019 edition of the *Annual Statistical Report*; population statistics are for mid-2018 and estimates are provided by the Population Reference Bureau of Washington, DC.*

Some countries with a population of one million or more yet with little or no Seventh-day Adventist organizational structure are shown in parentheses.

Table 2 lists all countries and some areas of the world and shows church-planting activity and general growth, including the number of ordained ministers, churches, companies, and members, for each country.

Although isolated Sabbath keepers or Seventh-day Adventists from other countries are known to reside in some countries where there is no organized church, the data here corresponds to official reports from the divisions.

The "Ordained Ministers" column excludes those who serve in administrative positions at the union and division levels.

Definitions.—Officially, what is a "country or area of the world?" For the purposes of this report, it is a separate political or geographical entity. Because the Seventh-day Adventist Church does not involve itself in political affairs, the reader should attach no special significance to the presence of certain names in the list or the absence of others. The countries and areas shown in the accompanying Global Mission tables are taken from the United Nations Statistics Division, Standard Country and Area Codes Classifications (M49) list, excluding areas without political autonomy or permanent populations.

"Presence" means the existence within the territory of an organized church.

"Established work" exists in a country or area of the world when one or more of the following criteria have been met: (1) when an organized church meets regularly; (2) when a mission station, healthcare facility, or school is functioning regularly; or (3) when a regular full-time denominational employee is based in the country or area carrying on outreach or soul-winning activities through such units as a Sabbath school, an organized company, or a language school. Seventh-day Adventist work is not considered to be established in a country or area when it is limited to a series of evangelistic meetings, literature-evangelist work not based there, scattered Sabbath keepers, employees traveling through, or temporary service by regular employees, student missionaries, or other volunteer employees. Countries or areas where the church does not have established work are listed in Table 1a on page 92.

The "number of countries and areas of the world" is derived from the United Nations M49 list downloaded September 28, 2017, less the areas excluded for the reasons mentioned above. This makes our count 235.

Symbols Used in Table 2:

- + Improvement, but percentage calculation is impossible because the beginning figure is zero.
- Decrease in growth.
- () Negative number.

*Toshiko Kaneda, Charlotte Greenbaum, and *World Population Data Sheet* (Washington, DC Bureau, 2018).

GLOBAL MISSION (GM) Table 1
Conferences or Missions Where Each Church
Serves More Than One Million Persons

Conference, Mission, or Country	Population Estimate (Millions) 2018	Churches 2018	Population Estimate (Millions) Per Church	
			2018	1990 or When Organized
EAST-CENTRAL AFRICA DIVISION				
East Kenya Union Conference (Somalia)	15.2	no church	no church	no church
Ethiopian Union Mission Northwest Ethiopia Field	24.1	18	1.3	0.8
West Congo Union Mission Congo Equatorial Field	7.7	7	1.1	no church
Lower Congo Field	7.1	7	1.0	3.4
Attached Field Eritrea Mission Field	6.0	3	2.0	1.2
EURO-ASIA DIVISION				
Southern Union Mission Tajikistan Field	9.1	3	3.0	1.1
EURO-ASIA DIVISION (Cont'd)				
Turkmenistan Field	5.9	1	5.9	5.6
Uzbekistan Field	32.9	10	3.3	1.7
(Afghanistan)	36.5	no church	no church	no church
NORTHERN ASIA-PACIFIC DIVISION				
Chinese Union Mission (China)	1,393.8	1,251	1.1	2.9
Japan Union Conference East Japan Conference	66.0	53	1.2	1.2
West Japan Conference	59.1	30	2.0	1.7
Korean Union Conference (Korea, Democratic People's Rep. of)	25.6	no church	no church	no church

GENERAL STATISTICS FOR 2018

Conference, Mission, or Country	Population Estimate (Millions) 2018	Churches 2018	Population Estimate (Millions) Per Church		Conference, Mission, or Country	Population Estimate (Millions) 2018	Churches 2018	Population Estimate (Millions) Per Church	
			2018	1990 or When Organized				2018	1990 or When Organized
SOUTHERN ASIA DIVISION					SOUTHERN ASIA-PACIFIC DIVISION (Cont'd)				
Northeast India Union Section					South Bangladesh Mission				
Arunachal Pradesh Region	1.5	1	1.5	no church	West Bangladesh Mission	38.8	35	1.1	0.7
Assam Region	32.9	18	1.8	2.1	Pakistan Union Section	40.4	29	1.4	2.2
Northern India Union Section					Northern Section				
Bihar Region	106.8	3	35.6	30.2	Southern Section	132.4	79	1.7	2.3
Chhattisgarh Region	28.0	10	2.8	6.9	Southeast Asia Union Mission				
Delhi Metro Region	44.9	7	6.4	7.0	Cambodia Adventist Mission	16.0	6	2.7	no church
Eastern Jharkhand Section	17.6	17	1.0	1.7	Laos Region	7.0	4	1.8	5.1
Eastern Uttar Pradesh Section	62.4	32	2.0	32.7	Thailand Mission	66.2	54	1.2	1.4
Haryana Region	28.4	17	1.7	21.0	Vietnam Mission	94.7	16	5.9	3.2
Himachal Pradesh Region	7.5	7	1.1	1.4	Attached Field				
Madhya Pradesh Region	72.1	4	18.0	18.0	Timor-Leste Mission	1.2	1	1.2	1.1
Rajasthan Section	145.4	50	2.9	2.9	WEST-CENTRAL AFRICA DIVISION				
Upper Ganges Section	112.8	36	3.1	5.8	Eastern Sahel Union Mission				
Uttarakhand Region	10.0	9	1.1	1.1	Burkina Faso Mission	20.3	12	1.7	3.0
Western Uttar Pradesh Region	38.7	7	5.5	4.2	Niger Region	22.2	2	11.1	no church
Southwest India Union Section					West African Union Mission				
Malabar Region	8.5	7	1.2	1.5	Guinea Region	11.9	6	2.0	3.0
Western India Union Section					Western Sahel Union Mission				
Gujarat Conference	44.3	42	1.1	4.0	Mali Mission	19.4	5	3.9	4.1
Mumbai Metro Section	25.0	20	1.3	1.3	Senegal/Mauritania Mission	20.8	7	3.0	3.7
Saurashtra Region	16.4	4	4.1	3.6	ATTACHED TO GENERAL CONFERENCE				
Vidarbha Region (Nagpur)	24.5	21	1.2	2.3	Middle East and North Africa Union Mission				
Attached Field					East Mediterranean Region				
Himalayan Section	29.7	26	1.1	2.7	Egypt-Sudan Field	138.7	23	6.0	6.8
SOUTHERN ASIA-PACIFIC DIVISION					Gulf Field				
Bangladesh Union Mission					North Africa Region				
East Bangladesh Mission	55.5	26	2.1	16.9	West Asian Field	163.2	5	32.6	39.3
					(Palestine, State of)				
					4.8 no church no church no church				

GLOBAL MISSION (GM) Table 1a
Countries and Areas of the World Where
Seventh-day Adventist Work is Not Currently Established
As of December 31, 2018

Country or Area of the World	Continent	Division/Attached Field	Population Estimate Mid-2018	Country or Area of the World	Continent	Division/Attached Field	Population Estimate Mid-2018
Afghanistan	Asia	Euro-Asia	36,472,000	Mauritania	Africa	West-Central Africa	4,540,000
Aland Islands	Europe	Trans-European	30,000	Monaco	Europe	Inter-European	39,000
Brunei Darussalam	Asia	Southern Asia-Pacific	434,000	Palestine, State of	Asia	Inter-European	4,842,000
Comoros	Africa	Southern Africa-Indian Ocean	832,000	Saint Barthelemy	North America	Inter-American	9,000
Gibraltar	Europe	Inter-European	35,000	Saint Pierre and Miquelon	North America	North American	6,000
Greenland	North America	Trans-European	57,000	San Marino	Europe	Inter-European	33,000
Guernsey	Europe	Trans-European	63,000	Somalia	Africa	East-Central Africa	15,182,000
Holy See	Europe	Inter-European	1,000	Syrian Arab Republic	Asia	Middle East and North Africa Un	18,284,000
Iran (Islamic Republic of)	Asia	Middle East and North Africa Un	81,573,000	Tokelau	Oceania	South Pacific	1,000
Korea, Democratic People's Rep of	Asia	Northern Asia-Pacific	25,611,000	Western Sahara	Africa	Middle East and North Africa Un	566,000
Maldives	Asia	Southern Asia	428,000	Yemen	Asia	Middle East and North Africa Un	28,915,000

Summary

Countries and areas of the world (See p. 93)	235
Countries and areas of the world in which Seventh-day Adventist work is established	213
Countries and areas of the world in which Seventh-day Adventist work is not established (listed above)	22
Estimated population of the world as of June 30, 2018	7,621,368,000
Estimated population of countries and areas of the world in which Seventh-day Adventist work is established	7,403,415,000
Estimated population of countries and areas of the world in which Seventh-day Adventist work is not established (listed above)	217,953,000

GLOBAL MISSION

(GM) Table 2

Seventh-day Adventist Presence in *Countries and Areas of the World

(*Please see "Definitions" on page 91 of this report.)

Country or Area of the World	Division	Continent	Ordained Ministers 2018	Churches 2018	Companies 2018	Church Membership 2018	Population Estimate (Thousands) 2018	Adventist Deaths Per Thousand	General Population Deaths Per Thousand	Church Membership Per Ten Thousand Population	Population Per Member Ratio**	% Net Membership Growth	
												Over Last Year	Over Last 10 Years
Afghanistan	ESD	As	0	0	0	5	36,472	0.00	7.00	0	6,078,667	0	67
Aland Islands	TED	Eur	0	0	0	11	30	0.00	10.00	4	2,500	22	10
Albania	TED	Eur	4	5	2	461	2,867	2.19	8.00	2	6,206	1	43
Algeria	MENA	Afr				70	42,657	0.00	4.00	0	600,803	27	75
American Samoa	SPD	Oc	4	10	8	1,735	56	1.19	6.00	310	32	3	(3)
Andorra	EUD	Eur	1	0	1	20	81	0.00	4.00	2	3,857	5	100
Angola	SID	Afr	131	1,491	2,349	500,787	30,356	3.56	10.00	165	61	7	47
Anguilla	IAD	NA	2	3	1	1,187	15	0.00	5.00	791	13	2	55
Antigua and Barbuda	IAD	NA	13	30	2	8,359	103	2.35	6.00	812	12	3	2
Argentina	SAD	SA	139	615	437	118,407	44,495	5.83	8.00	27	376	2	16
Armenia	ESD	As	3	19	11	849	2,966	11.79	9.00	3	3,489	0	(6)
Aruba	IAD	NA	2	8	3	1,090	106	3.85	9.00	103	97	5	61
Australia	SPD	Oc	261	432	114	61,918	24,130	7.57	7.00	26	390	1	14
Austria	EUD	Eur	23	55	9	4,273	8,847	11.54	9.00	5	2,070	1	10
Azerbaijan	ESD	As	2	5	6	491	9,942	6.13	6.00	0	20,207	0	(30)
Bahamas	IAD	NA	19	60	2	21,104	397	1.52	6.00	532	19	3	20
Bahrain	MENA	As				88	1,537	0.00	2.00	1	17,270	4	126
Bangladesh	SSD	As	16	123	283	32,533	166,368	0.90	5.00	2	5,114	5	11
Barbados	IAD	NA	15	58	2	19,767	285	4.50	9.00	694	14	1	11
Belarus	ESD	Eur	29	66	28	3,834	9,511	7.08	13.00	4	2,480	1	(25)
Belgium	EUD	Eur	2	31	3	2,655	11,404	6.62	10.00	2	4,294	3	40
Belize	IAD	NA	14	94	41	46,181	398	0.16	5.00	1,160	9	4	44
Benin	WAD	Afr	6	28	61	5,543	11,486	4.55	9.00	5	2,072	10	25
Bermuda	NAD	NA	6	11	1	4,019	61	10.96	8.00	659	15	0	8
Bhutan	SUD	As	1	14	24	789	817	2.68	6.00	10	1,034	6	+
Bolivia, Plurinational State of	SAD	SA	83	470	678	118,406	11,307	2.99	7.00	105	95	2	(43)
Bonaire, Sint Eustatius, and Saba	IAD	NA	3	4	1	897	27	0.00	5.00	332	30	2	41
Bosnia and Herzegovina	TED	Eur	3	23	0	601	3,497	1.67	10.00	2	5,809	0	(14)
Botswana	SID	Afr	23	152	77	46,890	2,249	0.70	10.00	208	48	3	64
Brazil	SAD	SA	1,863	9,250	8,945	1,676,350	209,380	4.98	6.00	80	125	1	37
British Virgin Islands	IAD	NA	3	8	0	2,010	32	2.02	4.00	628	16	1	40
Brunei Darussalam	SSD	As	0	0	0	0	434	0.00	4.00	-	434,000	0	0
Bulgaria	EUD	Eur	46	118	95	7,031	7,024	21.49	16.00	10	999	(1)	(7)
Burkina Faso	WAD	Afr	5	12	63	2,127	20,258	0.53	9.00	1	9,520	13	(39)
Burundi	ECD	Afr	43	465	501	185,896	11,845	2.55	11.00	157	64	29	63
Cabo Verde	WAD	Afr	6	34	42	9,465	550	0.43	5.00	172	58	3	52
Cambodia	SSD	As	5	6	33	3,392	16,005	2.53	6.00	2	4,717	7	(43)
Cameroon	WAD	Afr	90	955	581	112,493	25,641	3.23	10.00	44	228	7	4
Canada	NAD	NA	220	392	80	72,085	37,195	6.84	8.00	19	516	1	21
Cayman Islands	IAD	NA	9	16	1	6,178	62	3.82	3.00	996	10	3	61
Central African Republic	WAD	Afr	1	51	45	6,039	4,737	0.51	14.00	13	784	2	(37)
Chad	WAD	Afr	10	42	22	3,172	15,408	2.44	13.00	2	4,856	11	(7)
Chile	SAD	SA	139	681	329	104,143	18,552	6.11	6.00	56	178	2	(17)
China	NSD	As	137	1,251	3,245	458,940	1,393,765	2.06	7.00	3	3,037	2	24
Colombia	IAD	SA	185	1,747	877	283,011	49,834	3.68	6.00	57	176	5	7
Comoros	SID	Afr	0	0	0	0	832	0.00	7.00	-	832,000	0	0
Congo	WAD	Afr	2	16	4	1,055	5,400	1.13	10.00	2	5,114	20	66
Congo, Democratic Republic of the	ECD	Afr	355	2,123	1,816	656,062	84,344	2.37	10.00	78	129	9	25
Cook Islands	SPD	Oc	3	15	2	977	17	6.00	0.00	575	17	(2)	27
Costa Rica	IAD	NA	22	243	69	58,801	5,003	3.68	5.00	118	85	(22)	(3)
Cote d'Ivoire	WAD	Afr	17	92	90	9,343	24,906	5.02	12.00	4	2,665	12	(19)
Croatia	TED	Eur	15	68	0	2,619	4,116	17.98	12.00	6	1,571	(2)	(12)
Cuba	IAD	NA	40	342	154	36,040	11,116	12.01	9.00	32	308	4	24
Curacao	IAD	NA	7	26	2	8,135	160	5.50	9.00	508	20	2	44
Cyprus	TED	As	2	2	1	103	1,189	0.00	6.00	1	11,433	10	43
Czechia	EUD	Eur	55	148	23	7,533	10,631	8.56	11.00	7	1,411	0	0
Denmark	TED	Eur	10	37	1	2,394	5,786	12.95	9.00	4	2,416	0	(4)
Djibouti	ECD	Afr	0	0	0	0	971	0.00	8.00	-	971,000	0	0
Dominica	IAD	NA	7	23	5	7,275	73	0.41	8.00	997	10	1	10
Dominican Republic	IAD	NA	108	875	497	347,408	10,834	0.12	6.00	321	31	4	37
Ecuador	SAD	SA	53	293	397	56,793	17,023	5.23	5.00	33	300	(4)	(26)
Egypt	MENA	Afr				778	97,007	3.90	6.00	0	124,528	1	3
El Salvador	IAD	NA	40	792	205	196,841	6,472	2.31	7.00	304	33	(1)	4
Equatorial Guinea	WAD	Afr	1	9	15	1,623	1,314	8.02	10.00	12	809	8	(28)
Eritrea	ECD	Afr	1	3	12	526	5,971	0.00	7.00	1	11,330	0	1
Estonia	TED	Eur	4	19	1	1,384	1,321	24.84	12.00	10	954	(4)	(18)
Eswatini	SID	Afr	1	26	41	9,072	1,391	1.82	10.00	65	153	3	85
Ethiopia	ECD	Afr	165	998	451	184,546	107,535	2.69	7.00	17	583	0	10
Faeroe Islands	TED	Eur	0	1	0	51	49	19.23	0.00	10	942	(2)	(16)
Falkland Islands (Malvinas)	SAD	SA	1	0	1	3	3	0.00	7.00	10	750	+	+
Fiji	SPD	Oc	27	166	95	27,495	889	0.98	7.00	309	32	3	(3)
Finland	TED	Eur	7	60	9	4,646	5,488	17.16	10.00	8	1,181	(2)	(8)
France	EUD	Eur	49	131	43	15,532	65,127	4.09	9.00	2	4,193	2	23

GENERAL STATISTICS FOR 2018

Country or Area of the World	Division	Continent	Ordained Ministers 2018	Churches 2018	Companies 2018	Church Membership 2018	Population Estimate (Thousands) 2018	Adventist Deaths Per Thousand	General Population Deaths Per Thousand	Church Membership Per Ten Thousand Population	Population Per Member Ratio**	% Net Membership Growth	
												Over Last Year	Over Last 10 Years
French Guiana	IAD	SA	4	11	9	3,024	290	0.67	4.00	104	96	1	31
French Polynesia	SPD	Oc	6	41	19	5,280	277	4.37	5.00	191	52	0	8
Gabon	WAD	Afr	4	19	10	2,396	2,054	0.00	8.00	12	857	17	(26)
Gambia	WAD	Afr	1	5	8	407	2,173	0.00	8.00	2	5,326	12	(66)
Georgia	ESD	As	2	8	4	345	3,907	22.35	13.00	1	11,292	(4)	(9)
Germany	EUD	Eur	193	555	40	34,792	82,800	14.45	11.00	4	2,380	0	(2)
Ghana	WAD	Afr	326	1,829	2,336	365,655	29,464	3.93	8.00	124	81	7	5
Gibraltar	EUD	Eur	0	0	0	3	35	0.00	0.00	1	8,750	0	(57)
Greece	TED	Eur	3	10	4	467	10,600	2.17	11.00	0	22,650	2	(8)
Greenland	TED	NA	0	0	0	0	57	0.00	9.00	-	57,000	0	0
Grenada	IAD	NA	14	46	5	14,528	114	4.45	9.00	1,274	8	1	15
Guadeloupe	IAD	NA	7	64	11	12,922	389	1.65	8.00	332	30	2	12
Guam	NAD	Oc	5	7	2	1,425	165	5.69	6.00	86	116	1	16
Guatemala	IAD	NA	42	1,009	256	240,725	17,245	5.36	5.00	140	72	(4)	16
Guernsey	TED	Eur	0	0	0	0	63	0.00	8.00	-	63,000	0	0
Guinea	WAD	Afr	1	6	28	2,083	11,884	2.08	11.00	2	5,702	8	62
Guinea-Bissau	WAD	Afr	2	7	15	3,703	1,907	0.00	11.00	19	515	9	88
Guyana	IAD	SA	26	160	59	68,044	782	0.93	8.00	870	11	3	28
Haiti	IAD	NA	95	612	512	472,667	10,788	0.90	8.00	438	23	3	44
Holy See	EUD	Eur	0	0	0	0	1	0.00	0.00	-	1,000	0	0
Honduras	IAD	NA	44	467	228	113,507	9,017	0.73	5.00	126	79	(17)	(48)
Hong Kong Special Administrative Region (China)	NSD	As	22	18	3	4,380	7,426	6.30	6.00	6	1,695	2	0
Hungary	TED	Eur	35	113	27	5,198	9,758	20.16	14.00	5	1,877	(1)	11
Iceland	TED	Eur	2	6	1	465	354	14.89	7.00	13	760	(1)	(17)
India	SUD	As	382	4,494	4,777	1,603,340	1,371,345	0.87	6.00	12	855	1	13
Indonesia	SSD	As	604	1,788	573	231,472	265,221	3.07	7.00	9	1,146	2	17
Iran (Islamic Republic of)	MENA	As				0	81,573	0.00	5.00	-	81,573,000	0	-
Iraq	MENA	As				81	40,194	0.00	4.00	0	490,171	5	(53)
Ireland	TED	Eur	3	7	8	641	4,857	0.00	6.00	1	7,565	13	153
Isle of Man	TED	Eur	0	1	0	41	85	0.00	0.00	5	2,024	17	+
Israel	ISRF	As	4	11	9	818	8,492	0.00	5.00	1	10,369	7	(7)
Italy	EUD	Eur	43	109	18	9,343	60,551	2.86	11.00	2	6,480	(1)	8
Jamaica	IAD	NA	113	704	34	314,245	2,899	1.60	7.00	1,084	9	2	31
Japan	NSD	As	41	97	48	14,959	126,520	14.99	11.00	1	8,457	(2)	(2)
Jersey	TED	Eur	0	0	0	0	106	0.00	8.00	-	106,000	0	0
Jordan	MENA	As				169	10,183	11.63	3.00	0	59,900	(2)	(10)
Kazakhstan	ESD	As	23	45	19	2,409	18,391	14.55	7.00	1	7,631	0	(27)
Kenya	ECD	Afr	573	6,385	3,615	1,039,149	50,951	2.28	6.00	204	49	6	67
Kiribati	SPD	Oc	3	14	16	2,858	115	3.17	7.00	249	40	1	39
Korea, Democratic People's Republic of+	NSD	As					25,611	0.00	9.00	0	25,611,000	0	0
Korea, Republic of	NSD	As	602	677	136	256,617	51,804	0.53	6.00	50	202	2	23
Kuwait	MENA	As				197	4,197	0.00	2.00	0	21,197	1	18
Kyrgyzstan	ESD	As	5	11	14	681	6,133	14.41	6.00	1	8,993	(2)	(38)
Lao People's Democratic Republic	SSD	As	2	4	10	1,429	6,961	1.39	7.00	2	4,868	(1)	(23)
Latvia	TED	Eur	16	52	2	3,817	1,922	12.90	15.00	20	503	(1)	(3)
Lebanon	MENA	As				313	6,100	3.23	5.00	1	19,427	1	(20)
Lesotho	SID	Afr	5	46	22	10,102	2,263	1.14	13.00	45	224	4	57
Liberia	WAD	Afr	23	75	79	22,582	4,854	2.39	8.00	47	215	8	(8)
Libya	MENA	Afr				52	6,471	0.00	5.00	0	122,094	(2)	(28)
Liechtenstein	EUD	Eur	0	0	0	10	38	0.00	7.00	3	3,455	11	+
Lithuania	TED	Eur	9	18	4	749	2,790	5.41	14.00	3	3,720	1	(14)
Luxembourg	EUD	Eur	0	2	0	163	608	0.00	7.00	3	3,707	18	112
Macao Special Administrative Region (China)	NSD	As	1	2	1	317	659	0.00	3.00	5	2,072	2	51
Macedonia, The Former Yugoslav Republic of	TED	Eur	6	15	6	546	2,076	3.85	10.00	3	3,795	5	(7)
Madagascar	SID	Afr	82	1,010	1,197	159,130	26,263	1.79	6.00	61	165	9	47
Malawi	SID	Afr	184	1,498	1,932	572,674	19,081	1.74	7.00	300	33	5	88
Malaysia	SSD	As	53	274	153	58,840	32,470	2.51	5.00	18	552	3	16
Maldives	SUD	As	0	0	0	0	428	0.00	3.00	-	428,000	0	0
Mali	WAD	Afr	2	5	21	1,937	19,431	0.00	10.00	1	10,026	6	33
Malta	EUD	Eur	0	1	0	31	465	0.00	7.00	1	14,531	0	15
Marshall Islands	NAD	Oc	2	3	4	906	55	0.00	4.00	165	61	2	33
Martinique	IAD	NA	4	68	4	16,254	369	4.07	9.00	440	23	0	10
Mauritania	WAD	Afr	0	1	0	76	4,540	0.00	8.00	0	58,961	3	986
Mauritius	SID	Afr	9	35	3	5,199	1,266	7.06	8.00	41	243	2	22
Mayotte	SID	Afr	0	1	0	115	264	0.00	3.00	4	2,276	10	+
Mexico	IAD	NA	445	4,527	4,287	761,802	130,759	6.92	6.00	58	172	(1)	24
Micronesia (Federated States of)	NAD	Oc	2	7	2	1,776	106	0.00	6.00	168	60	1	53
Moldova, Republic of	ESD	Eur	35	140	98	8,728	3,548	14.03	11.00	25	406	(2)	(21)
Monaco	EUD	Eur	0	0	0	0	39	0.00	6.00	-	39,000	0	0
Mongolia	NSD	As	10	6	5	2,855	3,207	1.16	6.00	9	1,123	10	104
Montenegro	TED	Eur	2	5	0	233	622	8.66	11.00	4	2,658	1	(9)
Montserrat	IAD	NA	0	2	1	770	5	0.00	6.00	1,540	6	1	(34)
Morocco	MENA	Afr				29	35,220	0.00	5.00	0	1,174,000	32	107
Mozambique	SID	Afr	25	1,044	1,643	370,568	30,529	1.51	10.00	121	82	2	57
Myanmar	SSD	As	79	236	106	33,329	53,856	5.63	8.00	6	1,616	4	24
Namibia	SID	Afr	8	121	40	22,622	2,533	1.93	8.00	89	112	4	32
Nauru	SPD	Oc	1	1	0	96	11	0.00	8.00	87	113	55	380
Nepal	SUD	As	5	26	82	9,385	29,718	0.00	6.00	3	3,166	1	37

Table 2—Seventh-day Adventist Presence in Countries and Areas of the World (Cont'd)

STATISTICAL REPORT FOR 2018

Country or Area of the World	Division	Continent	Ordained Ministers 2018	Churches 2018	Companies 2018	Church Membership 2018	Population Estimate (Thousands) 2018	Adventist Deaths Per Thousand	General Population Deaths Per Thousand	Church Membership Per Ten Thousand Population	Population Per Member Ratio**	% Net Membership Growth	
												Over Last Year	Over Last 10 Years
Netherlands	TED	Eur	20	58	16	6,009	17,235	7.00	9.00	3	2,868	0	24
New Caledonia	SPD	Oc	5	6	3	1,029	284	0.00	6.00	36	276	2	53
New Zealand	SPD	Oc	34	85	24	13,283	4,895	8.41	7.00	27	368	2	26
Nicaragua	IAD	NA	29	285	231	73,798	6,252	4.84	5.00	118	85	(48)	(28)
Niger	WAD	Afr	2	2	13	959	22,230	10.39	10.00	0	23,156	149	322
Nigeria	WAD	Afr	373	1,214	1,488	263,356	195,875	3.70	12.00	13	744	8	(1)
Niue	SPD	Oc	1	1	0	23	2	0.00	13.00	115	83	28	64
Northern Mariana Islands	NAD	Oc	2	1	4	347	55	0.00	4.00	63	158	1	50
Norway	TED	Eur	0	62	2	4,536	5,314	10.80	8.00	9	1,171	0	(3)
Oman	MENA	As				68	4,684	0.00	2.00	0	67,884	10	79
Pakistan	SSD	As	15	111	51	13,513	200,604	0.40	7.00	1	14,844	7	9
Palau	NAD	Oc	1	4	3	1,342	18	3.13	10.00	746	13	5	53
Palestine, State of		As	0		0	0	4,842	0.00	4.00	-	4,842,000	0	0
Panama	IAD	NA	44	374	226	87,613	4,159	1.08	5.00	211	47	8	1
Papua New Guinea	SPD	Oc	201	1,070	3,206	333,854	8,485	4.76	7.00	393	25	8	39
Paraguay	SAD	SA	20	61	93	12,622	6,897	3.20	6.00	18	546	1	(18)
Peru	SAD	SA	296	2,530	3,287	393,301	32,167	8.75	6.00	122	82	(2)	(19)
Philippines	SSD	As	464	4,845	2,110	1,154,438	107,004	4.82	6.00	108	93	6	86
Pitcairn	SPD	Oc	0	1	0	35	0	0.00	0.00	6,604	1	59	59
Poland	TED	Eur	28	116	26	5,836	38,434	10.18	11.00	2	6,585	1	2
Portugal	EUD	Eur	32	93	22	9,611	10,282	8.47	11.00	9	1,070	2	3
Puerto Rico	IAD	NA	101	312	7	33,277	3,265	8.09	9.00	102	98	0	(9)
Qatar	MENA	As				294	2,695	0.00	1.00	1	9,136	8	314
Reunion	SID	Afr	6	17	2	1,449	868	4.07	6.00	17	599	(2)	4
Romania	EUD	Eur	69	1,077	260	63,787	19,472	21.85	13.00	33	305	(1)	(5)
Russian Federation	ESD	Eur	193	639	459	42,364	145,337	16.90	12.00	3	3,431	(1)	(19)
Rwanda	ECD	Afr	181	1,859	686	920,102	12,565	0.86	6.00	732	14	8	107
Saint Barthelemy	IAD	NA	0	0	0	4	9	0.00	8.00	4	1,800	0	0
Saint Helena	SID	Afr	1	1	0	109	4	0.00	0.00	273	36	0	36
Saint Kitts and Nevis	IAD	NA	3	12	2	2,549	53	1.71	9.00	481	21	9	22
Saint Lucia	IAD	NA	15	44	4	23,796	173	1.31	6.00	1,375	7	1	58
Saint Martin	IAD	NA	1	4	2	465	33	0.00	4.00	141	71	0	0
Saint Pierre and Miquelon	NAD	NA	1	0	0	0	6	0.00	0.00	-	6,000	0	0
Saint Vincent and the Grenadines	IAD	NA	10	39	3	15,922	111	2.56	9.00	1,434	7	2	18
Samoa	SPD	Oc	16	36	26	8,381	199	2.34	4.00	421	24	9	45
San Marino	EUD	Eur	0	0	0	0	33	0.00	8.00	-	33,000	0	0
Sao Tome and Principe	SID	Afr	6	21	77	6,694	211	3.59	7.00	317	32	5	196
Saudi Arabia	MENA	As				422	33,414	0.00	3.00	0	78,993	6	+
Senegal	WAD	Afr	3	6	6	667	16,294	0.00	6.00	0	24,392	7	38
Serbia	TED	Eur	36	167	0	5,886	8,821	21.81	14.00	7	1,498	(2)	(12)
Seychelles	SID	Afr	3	8	2	1,079	97	5.88	8.00	111	90	6	27
Sierra Leone	WAD	Afr	6	50	101	10,177	7,720	2.17	13.00	13	758	5	(42)
Singapore	SSD	As	8	8	0	3,120	5,781	3.25	5.00	5	1,852	1	23
Sint Maarten	IAD	NA	6	6	1	3,000	41	2.02	5.00	732	14	1	37
Slovakia	EUD	Eur	13	43	10	2,220	5,447	12.57	10.00	4	2,452	0	(5)
Slovenia	TED	Eur	1	15	2	565	2,067	5.34	10.00	3	3,652	1	1
Solomon Islands	SPD	Oc	49	199	406	54,624	684	0.15	5.00	799	13	4	39
Somalia	ECD	Afr	0	0	0	0	15,182	0.00	11.00	-	15,182,000	0	0
South Africa	SID	Afr	168	1,129	355	142,186	57,726	1.53	9.00	25	406	4	64
South Sudan	ECD	Afr	25	68	189	39,857	12,965	0.23	11.00	31	325	16	161
Spain	EUD	Eur	48	110	58	17,100	46,726	4.55	9.00	4	2,732	2	17
Sri Lanka	SSD	As	5	37	21	3,282	21,688	2.54	6.00	2	6,606	4	(11)
Sudan	MENA	Afr				105	41,679	0.00	8.00	0	393,198	0	27
Suriname	IAD	SA	5	15	5	5,021	568	1.62	7.00	88	113	2	35
Sweden	TED	Eur	0	32	4	2,928	10,183	16.82	9.00	3	3,477	0	5
Switzerland	EUD	Eur	22	54	6	4,747	8,514	10.73	8.00	6	1,793	0	10
Syrian Arab Republic	MENA	As				0	18,284	0.00	6.00	-	18,284,000	0	0
Taiwan (China)	NSD	As	43	58	28	6,751	23,583	4.02	7.00	3	3,493	1	22
Tajikistan	ESD	As	2	3	6	228	9,063	25.32	5.00	0	39,576	(4)	(64)
Tanzania, United Republic of	ECD	Afr	233	3,186	2,599	733,400	59,091	3.13	7.00	124	81	11	80
Thailand	SSD	As	39	54	75	14,408	66,234	2.46	8.00	2	4,597	4	15
Timor-Leste	SSD	As	3	1	2	613	1,236	0.00	7.00	5	2,013	6	100
Togo	WAD	Afr	13	65	119	9,325	7,991	3.08	9.00	12	857	6	(11)
Tokelau	SPD	Oc	0	0	0	0	1	0.00	8.00	-	1,000	0	-
Tonga	SPD	Oc	6	16	18	3,717	100	4.18	6.00	372	27	4	62
Trinidad and Tobago	IAD	NA	54	165	22	67,780	1,362	2.07	8.00	498	20	1	9
Tunisia	MENA	Afr				37	11,572	0.00	6.00	0	304,526	16	32
Turkey	MENA	As				413	81,313	0.00	5.00	0	196,408	26	416
Turkmenistan	ESD	As	0	1	2	99	5,883	0.00	7.00	0	58,830	4	9
Turks and Caicos Islands	IAD	NA	3	10	1	3,554	36	2.08	3.00	987	10	5	97
Tuvalu	SPD	Oc	1	1	2	361	10	0.00	9.00	361	28	0	160
Uganda	ECD	Afr	150	1,144	2,313	403,849	44,084	0.89	9.00	92	109	7	109
Ukraine	ESD	Eur	297	837	273	47,682	44,202	21.82	14.00	11	927	(2)	(22)
United Arab Emirates	MENA	As				1,144	9,542	0.00	2.00	1	8,334	9	270
United Kingdom of Great Britain and Northern Ireland	TED	Eur	124	288	105	37,912	66,435	5.82	9.00	6	1,752	2	32
United States of America	NAD	NA	2,857	5,182	769	1,176,158	327,964	6.49	9.00	36	279	1	15
United States Virgin Islands	IAD	NA	8	13	2	9,159	105	4.81	9.00	872	11	0	15
Uruguay	SAD	SA	16	60	50	7,640	3,506	8.49	9.00	22	459	(3)	10

Table 2—Seventh-day Adventist Presence in Countries and Areas of the World (Cont'd)

Country or Area of the World	Division	Continent	Ordained Ministers 2018	Churches 2018	Companies 2018	Church Membership 2018	Population Estimate (Thousands) 2018	Adventist Deaths Per Thousand	General Population Deaths Per Thousand	Church Membership Per Ten Thousand Population	Population Per Member Ratio**	% Net Membership Growth	
												Over Last Year	Over Last 10 Years

Table 2—Seventh-day Adventist Presence in Countries and Areas of the World (Cont'd)

Uzbekistan	ESD	As	3	10	6	683	32,924	22.69	5.00	0	48,135	3	(44)
Vanuatu	SPD	Oc	15	90	125	26,305	303	1.31	5.00	868	12	8	59
Venezuela (Bolivarian Republic of)	IAD	SA	100	1,245	518	348,699	31,828	0.79	5.00	110	91	4	77
Viet Nam	SSD	As	10	16	191	13,328	94,698	2.17	7.00	1	7,105	3	41
Wallis and Futuna Islands	SPD	Oc				18	12	0.00	7.00	15	632	0	200
Western Sahara	MENA	Afr				0	566	0.00	5.00	-	566,000	0	0
Yemen	MENA	As				0	28,915	0.00	6.00	-	28,915,000	0	0
Zambia	SID	Afr	158	2,983	4,142	1,286,430	17,684	1.91	8.00	727	14	8	110
Zimbabwe	SID	Afr	99	2,375	2,474	953,660	14,030	1.05	10.00	680	15	3	67

SUMMARY

Africa	3,539	32,739	31,696	9,087,407	1,284,440	2.06	8.69	71	141	7	61
Asia	2,607	14,318	12,042	3,932,796	4,536,278	2.40	6.50	9	1,153	3	30
Europe	1,478	5,387	1,666	369,455	745,599	14.59	10.86	5	2,018	0	(4)
North America	4,426	16,930	7,674	4,281,872	587,550	4.29	7.87	73	137	(2)	16
Oceania	645	2,206	4,080	547,785	40,869	4.26	6.90	134	75	6	33
South America	2,930	17,138	15,685	3,195,464	426,632	4.81	6.15	75	134	1	15

WORLD TOTALS 2018	15,625	88,718	72,843	21,414,779	7,621,368	3.29	7.39	28	356	3	35
-------------------	--------	--------	--------	------------	-----------	------	------	----	-----	---	----

WORLD TOTALS 2017	15,218	86,576	71,758	20,727,347	7,535,176	2.95	7.56	28	364	4	32
-------------------	--------	--------	--------	------------	-----------	------	------	----	-----	---	----

Note—Statistics for some countries or areas are not available. **Population per member is calculated as population divided by members plus one (to avoid dividing by zero). +No report since 1959.

GLOBAL MISSION (GM) Table 3 10/40 Window

Matthew 24:14: "And this gospel of the kingdom will be preached in the whole world as a testimony to all nations, and then the end will come." NIV

The 10/40 Window describes a rectangular-shaped region of the world map in the eastern hemisphere between the 10 and 40 northern lines of latitude, which includes North Africa, the Middle East, and Asia, where more than 60% of the world's population live. This region is home to some of the largest people groups who do not have access to the Gospel message. The majority of the world's least evangelized countries and a great number of the poor are within the 10/40 Window. It contains three of the world's dominant religions: Islam, Hinduism, and Buddhism, plus the non-religious. Much of this region also has Biblical and historical significance.

Countries and Areas in the 10/40 Window

Afghanistan	China	Iraq	Malaysia	Palestine, State of	Timor-Leste
Albania	Djibouti	Israel	Maldives	Qatar	Tunisia
Algeria	Egypt	Japan	Mali	Saudi Arabia	Turkey
Azerbaijan	Eritrea	Jordan	Mauritania	Senegal	Turkmenistan
Bahrain	Ethiopia	Kazakhstan	Mongolia	Somalia	United Arab Emirates
Bangladesh	Gambia	Korea, Democ People's Rep of	Morocco	South Sudan	Uzbekistan
Benin	Guinea	Kuwait	Myanmar	Sri Lanka	Viet Nam
Bhutan	Guinea-Bissau	Kyrgyzstan	Nepal	Sudan	Western Sahara
Brunei Darussalam	Hong Kong SAR (China)	Lao People's Democratic Rep	Niger	Syrian Arab Republic	Yemen
Burkina Faso	India	Lebanon	Nigeria	Taiwan (China)	
Cambodia	Indonesia	Libya	Oman	Tajikistan	
Chad	Iran (Islamic Republic of)	Macao SAR (China)	Pakistan	Thailand	

General Church Statistics Inside and Outside the 10/40 Window 2018

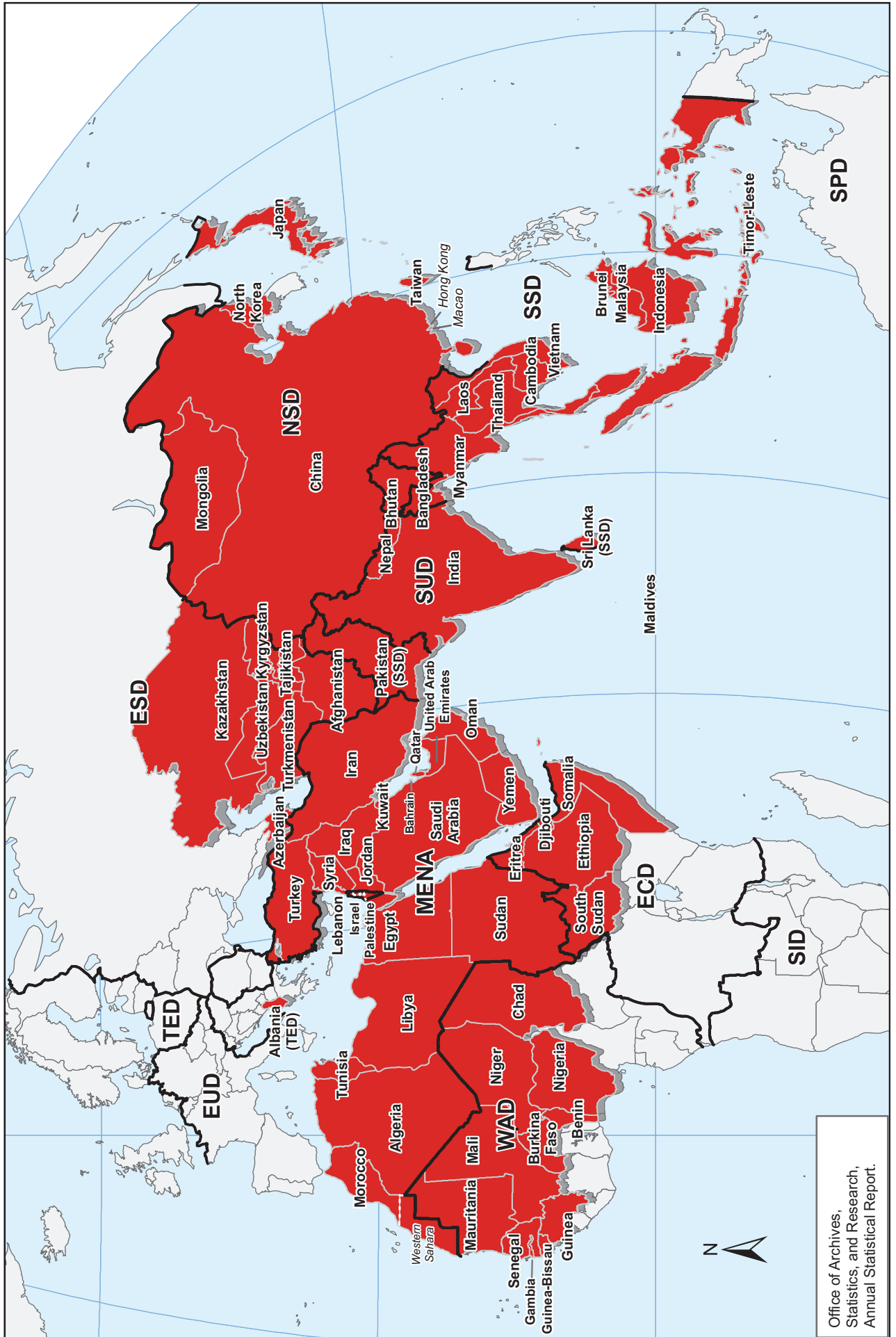
	Number of Countries	Ordained Ministers	Churches	Companies	Church Membership	Population Estimate (Thousands) Mid-2018	Population Per Member Ratio
Inside the 10/40 Countries	69	2,136	11,188	12,170	3,027,815	4,316,730	1,426
Outside the 10/40 Countries	166	13,489	77,530	60,673	18,386,964	3,304,638	180

Number of Seventh-day Adventist Institutions as Listed in the SDA Yearbook in the 10/40 Window 2018

	Food Industries	Hospitals	Media Centers	Radio and TV Stations	Medical/Dental Clinics and Air Bases	Nursing Homes/ Retirement Centers	Orphanages	Publishing Houses	Tertiary Schools	Secondary Schools
Inside the 10/40 Countries	4	33	3	4	51	5	2	11	23	119
Outside the 10/40 Countries	9	150	13	125	266	82	19	48	81	648

Seventh-day Adventist Mission Challenge:

The countries of the "10/40 Window" (approved by the GC Mission Board) and the World Divisions to which they are assigned.



LANGUAGES AND DIALECTS IN WHICH SEVENTH-DAY ADVENTIST PUBLICATIONS ARE NOW IN PRINT

Table 33

Country or Area of the World	Language or Dialect	Country or Area of the World	Language or Dialect	Country or Area of the World	Language or Dialect
Albania	Albanian, Gheg	Denmark	Danish; English	Jordan	Arabic, North Levantine Spoken; Arabic, South Levantine Spoken; Arabic, Standard
American Samoa	English	Dominica	English	Kazakhstan	Kazakh; Russian
Andorra (2017)	Spanish	Dominican Republic	French; Spanish	Kenya	Dholuo; Ekegusii; Gikuyu; Kalenjin; Kamba; Kenyan Sign Language; Kipsigis; Kuria; Luo; Maasai; Nandi; Oluluyia; Somali; Swahili; Teso; Turkana
Angola	Cokwe; English; Kikongo; Kimbundu; Lunda; Luvale; Portuguese; Umbundu	Ecuador	Spanish	Kiribati	English; Kiribati
Anguilla	Spanish	Egypt	Arabic, Egyptian Spoken	Korea, Republic of	Korean
Antigua and Barbuda	English; Spanish	El Salvador	Spanish	Kyrgyzstan	Kyrgyz; Russian
Argentina	Korean; Spanish	Equatorial Guinea	Annobones; Bubi; Bulu; Fang; Kwasio; Bisio; Ndowe	Lao People's Democratic Republic	Lao
Armenia	Armenian	Estonia	Estonian; Russian	Latvia	English; Latvian; Russian
Aruba	Dutch; English; Haitian; Papiamentu; Spanish	Eswatini	English; Swati	Lebanon	Arabic, North Levantine Spoken; Arabic, South Levantine Spoken; Arabic, Standard; Armenian
Australia	English; Fijian; Italian; Tongan; Samoan	Ethiopia	Amharic; Gamo-Gofa-Dawro; Hadiyya; Kafa; Kambaata; Oromo, Borana-Arsi-Guji; Oromo, Eastern; Oromo, West Central; Sidamo; Tigre; Tigrigna; Wolaytta	Lesotho	English; Sotho, Southern
Austria	Arabic, Tunisian Spoken; Bulgarian; Croatian; English; German, Standard; Korean; Romanian; Serbian; Serbo-Croatian	Faeroe Islands	Danish; Faroese	Liberia	Bassa; Kissi, Northern; Kpelle, Liberia; Kru; Lama; Mandinka; Mende
Azerbaijan (2017)	Azerbaijani, North; Azerbaijani, South	Falkland Islands (Malvinas)	English; Spanish	Lithuania	Lithuanian; Russian
Bahamas	English	Fiji	English; Fijian; Hindi, Fiji	Luxembourg	Bulgarian; English; French; German, Standard; Luxembourgish; Portuguese; Russian
Barbados	English	Finland	Finnish; Swedish	Macao Special Administrative Region (China) (2017)	Chinese, Mandarin; Chinese, Yue
Belarus	Belarusian; Russian;	France	Arabic, Moroccan Spoken; English; French; German, Standard; Hungarian; Italian; Korean; Malagasy; Polish; Portuguese; Romani, Carpathian; Romanian; Russian; Serbian; Serbo-Croatian; Spanish; Tagalog; Tamil; Twi; Ukrainian	Macedonia, The Former Yugoslav Republic of	Macedonian
Belgium	Arabic, Moroccan Spoken; Bulgarian; English; French; Portuguese; Romanian; Russian; Spanish; Twi; Walloon	French Guiana	English; French; Spanish	Madagascar	English; Malagasy, Antankarana; Malagasy, Bara; Malagasy, Masikoro; Malagasy, Plateau; Malagasy, Sakalava; Malagasy, Tandroy-Mahafaly; Malagasy, Tanosy
Belize	English; Spanish	French Polynesia	English; French; Tahitian	Malawi	English; Lomwe, Malawi; Tumbuka; Yao
Benin	Aja; Baatonum; Ewe; Fon; Fulfulde, Central-Eastern Niger; Gun; Igbo; Yoruba	Georgia	Georgian	Malaysia	Chinese, Mandarin; English; Malay; Tamil
Bermuda	English	Germany	English; German, Standard; Russian	Mali	Bamanankan; French; Fulfulde, Central-Eastern Niger; Fulfulde, Maasina; Mandinka; Maninkakan, Eastern; Maninkakan, Kita; Maninkakan, Western; Senoufo, Cebaara; Senoufo, Mamara; Soninke; Tamasheq
Bhutan	Assamese; Bengali; Bodo; Dzongkha; Hindi; Nepali; Pahari, Mahasu; Santali; Tamang, Eastern	Ghana	Akan; Dagara, Northern; Dagbani; Dangme; English; Ewe; Farefare; Ga; Gonja; Hausa; Konkomba; Sefwi; Sehwi; Tiv	Martinique	English; French; Spanish
Bolivia, Plurinational State of	Quechua, South Bolivian; Spanish	Greece	Bulgarian; English; Greek; Romanian; Russian; Tagalog	Mauritania (2017)	Arabic, Chadian Spoken; Pulaar; Pular; Serer-Sine; Wolof
Bonaire, Sint Eustatius and Saba	English; Haitian; Papiamentu; Spanish	Grenada	English	Mauritius	English; Morisyen
Bosnia and Herzegovina	Bosnian; Croatian; Serbian	Guadeloupe	English; French; Guianese Creole	Mayotte	English; Malagasy, Plateau
Botswana	English; Tswana	Guam	English; French; Spanish	Mexico	Bajan; English; Spanish; Wayunaiki
Brazil	Arabic, North Levantine Spoken; English; French; Haitian Creole; Hebrew; Italian; Japanese; Korean; Portuguese; Quechua, Huaylas Ancash; Spanish	Guatemala	Chamorro; English; Korean; Tagalog	Micronesia, Federated States of	English
British Virgin Islands	English; Spanish	Guinea	Spanish	Moldova, Republic of	Gagauz; Romanian; Russian
Bulgaria	Bulgarian	Guinea-Bissau	Kissii, Northern; Kono; Krio; Limba, West-Central; Mandinka; Mende; Themne	Mongolia	Mongolian, Halh
Burkina Faso	Gourmanchema; Jula; Moore	Guyana	Crioulo, Upper Guinea	Montenegro	Serbian
Burundi	French; Rundi; Swahili	Haiti	English; Guyanese Creole English	Montserrat	English; Spanish
Cabo Verde	Portuguese	Honduras	French; Haitian	Morocco (2017)	Arabic, Moroccan Spoken
Cambodia	English; Khmer, Central	Hong Kong Special Administrative Region (China)	English; Spanish	Mozambique	English; Portuguese; Shona
Cameroon	Arabe Choa; Bassa; Bulu; Ewondo; Fang; Fulfulde, Central-Eastern Niger; Fulfulde, Maasina; Guiziga; Hausa; Kako; Kapsiki; Karang (Laka); Mada; Mafa; Massa; Musey; Muyang	Hungary	Chinese, Yue; Cantonese	Myanmar	Burmese; Chin, Falam; Chinese, Hakka; English; Kachin; Karen, Pwo Eastern; Karen, Pwo Western; Karen, S'gaw; Tedim Chin
Canada	Chinese, Mandarin; Chinese, Yue; English; French; Inuktitut; Korean; Portuguese; Romanian; Spanish; Swahili; Tagalog	Iceland	Hungarian	Namibia	Afrikaans; English; Portuguese
Cayman Islands	English	India	Icelandic	Nauru	English
Chad	Kabalay; Kera; Marba; Nancere; Sar; Toubouri	Indonesia	Assamese; Bengali; Bhojpuri; Chhattisgarhi; Dogri; English; Gujarati; Hindi; Kannada; Khasi; Lepcha; Maithili; Malayalam; Manipuri; Marathi; Mizo; Munda; Nepali; Oriya; Pahari, Mahasu; Panjabi, Eastern; Sadri; Sanskrit; Santali; Tamang, Eastern; Tamil; Telugu; Urdu	Nepal	Nepali
Chile	French; Haitian Creole; Mapudungun; Romani, Vlax; Romanis; Spanish	Iran, Islamic Republic of	Bali; Indonesian	Netherlands	Dutch; English; Twi
China	Chinese, Yue; Cantonese	Iraq	Farsi, Eastern	New Caledonia	French
Colombia	English; Spanish; Wayunaiki	Ireland	Arabic, Mesopotamian Spoken; Arabic, North Mesopotamian Spoken; Arabic, Standard; Kurdish, Central; Kurdish, Northern	New Zealand	Cantonese; English; Fijian; Korean; Mandarin; Portuguese; Tongan; Samoan
Congo, Democratic Republic of the	Bemba; English; French; Kituba; Lingala; Luba-Kasai; Luba-Katanga; Ngbaka; Rwanda; Swahili	Israel	Arabic, Judeo-Moroccan; Hebrew; Russian; Yiddish, Eastern	Nicaragua	English; Papiamentu; Spanish
Cook Islands	English	Italy	Italian	Niger (2017)	Gourmanchema; Hausa; Zarma
Costa Rica	English; Spanish	Jamaica	Jamaican Creole English		
Cote d'Ivoire	Akan; Nzema	Japan	Japanese		
Croatia	Croatian				
Cuba	Spanish				
Curacao	English; Haitian; Papiamentu; Spanish				
Cyprus	English; Greek				
Czechia	Czech				

Country or Area of the World	Language or Dialect	Country or Area of the World	Language or Dialect	Country or Area of the World	Language or Dialect
Nigeria	Abua; Efik; Ekpeye; Eleme; English; Hausa; Ibibio; Igbo; Ijaw; Ikwere; Kalabari; Khana; Obolo; Ogba; Pidgin, Nigerian; Tiv; Yoruba	Serbia	Albanian, Gheg; Hungarian; Romanian; Serbian; Slovak	Trinidad and Tobago	English; Spanish
Niue	English	Seychelles	English	Turkey	Turkish
Northern Mariana Islands	English	Sierra Leone	Bassa; Kissi, Northern; Kpelle, Liberia; Maninkakan, Western; Mende	Turks and Caicos Islands	English; Haitian
Norway	Norwegian	Singapore	Chinese, Mandarin; English; Malay; Tamil	Tuvalu	English
Pakistan	English; Sindhi; Urdu	Sint Maarten (Dutch part)	English; Haitian; Spanish	Uganda	Acholi; Adhola; Alur; Chiga; French; Ganda; Gwere; Karamojong; Kenyi; Konzo; Kumam; Lango; Lendu; Lugbara; Luo; Madi; Masaaba; Nyankore; Nyoro; Oluluya; Pokoot; Rwanda; Saamia; Soga; Swahili; Teso; Tooro
Palau	English	Slovakia	Slovak	Ukraine	Crimean Tatar; Russian; Ukrainian
Panama	Spanish	Slovenia	Slovene	United Arab Emirates	Arabic, Gulf Spoken; Arabic, Standard; Hindi; Malayalam; Tagalog
Papua New Guinea	English	Solomon Islands	English; Pijin	United Kingdom of Great Britain and Northern Ireland	English; Romanian; Welsh
Peru	Aymara; Aymara, Central; Aymara, Southern; English; Guarani, Paraguayan; Quechua; Quechua, Ayacucho; Quechua, Cusco; Quechua, Huaylla Wanca; Quechua, Puno; Spanish	South Africa	Afrikaans; English; Ndebele; Portuguese; Swati; Tswana; Venda; Xhosa; Zulu	United States of America	Akan; Twi; Burmese; Chinese, Mandarin; Chinese, Yue; English; Filipino; French; Haitian; Hawaii Creole English; Hebrew; Hmong; Indonesian; Japanese; Karen, S'gaw; Korean; Navajo; Oromo; Panjabi, Eastern; Polish; Portuguese; Romanian; Russian; Samoan; Spanish; Swahili; Tagalog; Ukrainian; Vietnamese
Philippines	Bicolano, Albay; Bicolano, Central; Bicolano, Iriga; Capiznon; Cebuano; English; Filipino; Higaonon; Hiligaynon; Ibaloi; Ilocano; Inakeanon; Kinaray-a; Maguindanao; Maranao; Tagalog; Waray-Waray	South Sudan	English	United States Virgin Islands	English; Spanish
Poland	Polish	Spain	Spanish	Uruguay	Spanish
Portugal	Portuguese	Sri Lanka	Sinhala; Tamil	Uzbekistan	Russian
Puerto Rico	English; Spanish	Sudan	Arabic, Egyptian Spoken	Vanuatu	Bislama; English
Romania	Hungarian; Romanian	Suriname	Dutch	Venezuela, Bolivarian Republic of	Qeqchi; Spanish
Russian Federation	Chuvash; Kalmyk-Oirat; Russian; Tatar; Ukrainian	Sweden	English; Finnish; Spanish; Swedish	Viet Nam	English; Vietnamese
Rwanda	French; Rwanda	Switzerland	Arabic, Moroccan Spoken; Arabic, Tunisian Spoken; Bosnian; English; Farsi; French; German, Standard; Italian; Polish; Portuguese; Spanish	Zambia	Bemba; English; Lala-Bisa; Lozi; Mambwe-Lungu; Nyanja; Tonga; Tonga (Zambia); Tsonga; Tumbuka
Saint Helena	English	Syrian Arab Republic	Arabic, North Levantine Spoken; Arabic, Standard; Kurdish, Central; Kurdish, Northern	Zimbabwe	English; Kalanga; Lomwe, Malawi; Ndebele; Shona; Tonga; Tonga (Zambia); Venda
Saint Kitts and Nevis	English	Taiwan (China)	Chinese, Mandarin; Chinese, Min Dong; Chinese, Min Nan; Chinese, Min Zhong; Paiwan; Chinese, Nan; Taiwanese		
Saint Lucia	English	Tajikistan	Russian; Tajiki; Uzbek, Southern		
Saint Vincent and the Grenadines	English	Tanzania, United Republic of	Bena; Haya; Kipare; Kuria; Jita; Luo; Maasa; Maasai; Nyakusa-Ngonde; Sukuma; Swahili		
Samoa	English; Samoan	Thailand	English; Thai		
Sao Tome and Principe	Portuguese	Timor-Leste	Tetun		
Senegal	Arabic, Chadian Spoken; Crioulo, Upper Guinea; Pulaar; Pular; Serer-Sine	Togo	French		
		Tokelau	English		
		Tonga	English; Tongan		

Symbols Used in the Languages Column in this Table: () = *Synonym.*
: = *Dialect.*
* = *Not found in Ethnologue Languages of the World, copyright 2015, but recognized by the home division.*
, = *Used to qualify a main language with a differentiating adjective.*

Summary of All Languages and Dialects in Which Seventh-day Adventist Work is Being Conducted

Languages and Dialects Used in Publications	368
Languages and Dialects Heard in Broadcasts	327
Languages and Dialects Used in Oral Work	525
Living Languages in the World	7,111

SUMMARY OF SEVENTH-DAY ADVENTIST WORLD STATISTICS

Table 34

Year	Union Conferences and Missions	Local Conferences and Missions	Ministerial Credential	Commissioned Minister Credential	Comm. Ministry of Teaching Credential	Missionary Credential	Ministerial License	Commissioned Minister License	Comm. Ministry of Teaching License	Missionary License	Bible Instructors	Literature Evangelist Credential and License	Total General Employees	Churches	Church Membership at End of Year	World Mission Including U.S., Other G.C., and Ingathering Funds		Intradivision and Local Church Funds	Total Tithe and Offerings Per Capita	
																US\$	US\$			US\$
1863	...	6	22	8	30	125	3,500	8,000	2.29	
1870	...	11	37	35	72	179	5,440	21,822	3,553	...	4.66	
Total, 1863-1870	127,803	5,354	
1880	...	32	144	116	260	640	15,570	61,857	5,944	...	4.35	
Total, 1871-1880	395,711	42,762	
1890	...	42	227	184	411	1,016	29,711	225,434	61,431	...	9.66	
Total, 1881-1890	1,436,016	350,327	
1900	...	2	87	510	337	571	1,500	1,892	75,767	510,259	151,710	...	8.74	
Total, 1891-1900	3,680,164	1,090,639	
1910	...	23	193	828	458	1,234	...	1,697	3,407	2,769	104,526	1,338,690	458,944	426,134	21.27	
Total, 1901-1910	9,177,599	2,479,084	1,867,939	...	
1920	...	46	301	1,287	1,068	1,898	...	2,332	5,896	4,541	185,450	7,195,463	3,251,550	1,407,391	63.92	
Total, 1911-1920	29,954,225	13,116,820	7,756,101	...	
1930	...	71	430	2,062	1,204	2,664	...	2,936	10,599	6,741	314,253	6,230,362	4,020,398	1,861,849	38.54	
Total, 1921-1930	56,134,097	35,011,005	16,919,992	...	
1940	...	69	330	2,691	1,553	4,130	...	3,062	14,270	8,924	504,752	8,071,654	3,827,536	2,327,139	28.18	
Total, 1931-1940	62,378,514	33,741,995	18,155,890	...	
1950	...	80	370	4,056	1,256	2,410	...	7,100	589	3,793	20,274	10,237	756,812	27,728,250	9,998,658	8,181,149	73.60	
Total, 1941-1950	200,597,522	78,976,581	50,034,473	...	
1960	...	74	356	6,515	3,001	3,204	...	8,781	591	3,320	23,479	12,975	1,245,125	59,132,241	16,729,067	24,041,047	83.66	
Total, 1951-1960	434,697,327	134,613,379	156,579,073	...	
1970	...	75	379	7,381	6,292	3,646	...	15,845	764	3,973	26,092	16,505	2,051,864	124,046,447	27,222,200	59,913,011	112.69	
Total, 1961-1970	886,947,488	220,650,594	408,131,577	...	
1980	...	80	377	9,423	12,195	4,644	...	18,955	565	7,073	34,814	21,555	3,480,518	398,880,407	72,119,040	171,444,769	202.19	
Total, 1971-1980	2,520,612,522	477,292,728	1,161,935,400	...	
1990	...	87	451	11,715	641	1,633	15,935	4,946	123	1,176	17,446	555	7,730	41,876	31,654	6,694,880	659,924,400	78,048,177	273,742,795	180.07
Total, 1981-1990	5,069,051,968	689,725,004	2,229,264,356	...	
2000	...	92	489	13,971	1,186	5,421	15,952	6,075	393	5,404	15,225	2,750	7,085	54,843	48,933	11,687,239	1,093,239,507	82,324,122	487,038,563	164.54
Total, 1991-2000	8,892,010,360	840,446,973	3,765,491,951	...	
2010	...	119	585	17,272	1,261	9,042	17,952	6,765	762	5,643	17,973	894	6,994	75,053	70,188	16,923,239	2,037,618,294	199,394,827	743,932,489	181.09
Total, 2001-2010	15,730,679,197	954,828,267	6,203,643,029	...	
2015	...	135	655	19,301	1,084	8,358	21,683	7,981	638	4,229	18,226	1,438	5,210	95,483	81,552	19,126,438	2,288,938,954	104,260,374	836,899,683	177.79
Total, 2011-2015	11,723,658,243	614,066,204	4,194,025,421	...	
2016	...	135	665	19,717	1,074	9,019	22,571	7,999	838	4,615	18,298	1,344	6,050	97,803	84,207	20,008,779	2,292,110,326	101,917,828	835,524,296	172.27
2017	...	135	688	20,101	1,009	9,710	23,051	8,174	828	4,390	19,187	1,103	5,952	99,620	86,576	20,727,347	2,453,354,880	115,458,003	973,945,623	181.16
2018	...	137	698	20,434	990	10,237	23,512	8,296	789	4,928	20,178	1,037	4,890	106,632	88,718	21,414,779	2,532,217,794	118,033,607	919,286,781	175.76
Grand Totals	52,899,221,756	4,431,847,154	20,942,561,902	...	

Note 1—Per Capita after 1921 decreased because of inflated European currency values transposed to gold basis.
 Note 3—Total General Employees column does not include credentialed and licensed literature evangelists.

Note 2—As of 2008, 'Unions of Churches' are being counted as unions, no longer as local conferences.
 Note 4—As of 2014, credentialed employee counts include both full-time and some part-time credentialed employees.

A GENERAL SURVEY OF STATISTICAL AND FINANCIAL SUMMARIES OVER A PERIOD OF YEARS

Table 35

	1940	1950	1960	1970	1980	1990	2000	2010	2015	2016	2017	2018
Churches	8,924	10,237	12,975	16,505	21,555	31,654	48,933	70,188	81,552	84,207	86,576	88,718
Companies	53,225	65,157	69,909	70,503	71,758	72,843
Church Membership at End of Year	504,752	756,812	1,245,125	2,051,864	3,480,518	6,694,880	11,687,239	16,923,239	19,126,438	20,008,779	20,727,347	21,414,779
Accessions: Baptisms and Professions of Faith	40,069	71,796	93,915	157,766	274,767	586,912	1,043,843	1,050,785	1,260,880	1,356,476	1,352,931	1,383,427
Net Membership Increase Over Previous Year	18,082	40,174	51,055	98,786	172,327	477,877	748,057	615,359	647,456	882,341	718,568	687,432
General Employees	14,270	20,274	23,479	26,092	34,814	41,876	54,843	75,053	95,483	97,803	99,620	106,632
Institutional Employees	11,438	14,860	22,091	35,892	51,025	75,294	108,912	138,713	191,638	207,492	213,153	214,778
Total Active Employees*	25,708	35,134	45,570	61,984	85,839	117,170	163,755	213,766	287,121	305,295	312,773	321,410
Tithe, US\$	8,071,654	27,728,250	59,132,241	124,046,447	398,880,407	659,924,400	1,093,239,507	2,037,618,294	2,288,938,954	2,292,110,326	2,453,354,880	2,532,217,794
World Mission Fund, Including Sabbath School, US\$	3,827,536	9,998,658	16,729,067	27,222,200	41,347,973	46,952,476	50,676,432	77,103,385	85,820,894	83,122,829	92,651,731	97,483,223
Sabbath School Mission Offerings, US\$	1,765,277	4,828,091	8,162,705	14,420,872	34,564,983	40,388,328	44,986,478	61,362,489	76,016,330	75,667,682	79,852,865	77,982,664
Other General Conference Funds, US\$	30,771,067	31,095,701	22,024,981	31,224,264	9,888,986	10,990,423	13,949,184	11,150,116
Ingathering Funds, US\$	1,326,120	4,125,463	7,274,440	10,598,152	16,356,170	15,616,983
Intradivision Funds, US\$	265,164	1,826,479	4,212,698	8,727,373	22,636,910	32,091,500	68,681,659	64,119,737	76,522,518	77,811,650	93,427,197	83,660,965
Ingathering Funds,** US\$	9,622,709	11,067,178	8,550,494	7,804,576	8,857,088	9,400,268
Local Church Funds, US\$	2,061,975	6,354,670	19,828,349	51,185,638	148,807,859	241,651,295	418,356,904	679,812,752	760,377,165	757,712,646	880,518,426	835,625,816
Total Tithe and Offerings, US\$	14,226,329	45,908,057	99,902,355	211,181,658	642,444,216	1,011,715,372	1,662,602,192	2,900,945,610	3,230,099,011	3,229,552,450	3,542,758,506	3,569,538,182
Primary Schools	2,752	4,277	4,463	4,045	4,127	4,267	4,809	5,813	5,705	5,915	5,943	6,106
Tertiary Inst, Worker Training Inst, and Secondary Schools	251	283	370	512	882	995	1,255	1,993	2,493	2,589	2,587	2,691
Total Schools	3,003	4,560	4,833	4,557	5,009	5,262	6,064	7,806	8,198	8,504	8,530	8,797
Enrollment—Primary Schools	107,576	187,922	235,887	286,600	494,488	540,647	732,698	1,034,052	1,188,910	1,200,880	1,183,337	1,130,026
Enrollment—Tertiary Inst, Worker Training Inst, and Sec Schools	19,185	35,884	59,554	85,492	144,809	196,015	332,394	634,702	734,072	753,992	751,435	751,545
Total Enrollment	126,761	223,806	295,441	372,092	639,297	736,662	1,065,092	1,668,754	1,922,982	1,954,872	1,934,772	1,881,571
Food Industries	29	32	26	27	20	28	26	20	19	20	23	22
Sales, US\$	161,596,678	301,718,937	414,134,361	903,128,754	616,095,098	684,312,375	745,051,867	706,845,120
Hospitals and Sanitariums	90	106	108	139	153	154	174	173	180	198	...	211
Clinics and Dispensaries	68	57	102	152	266	322	393	216	441	329	...	440
Nursing Homes and Retirement Ctrs, Orphngs and Children's Homes	30	49	80	71	158	168	142	154	...	132
Airplanes and Medical Launches	9	20	28	14	8	10	2+	2+	...	2+
Publishing Houses and Branches	83	43	42	48	50	58	56	63	61	59	59	60
Sales, US\$	4,324,907	12,602,590	23,543,133	46,882,360	134,693,433	106,422,910	102,041,495	194,638,728	174,082,139	159,411,489	174,450,943	161,244,243
Literature Evangelists, Credentialed and Licensed	3,062	3,793	3,320	3,973	7,073	7,730	7,085	6,994	5,210	6,050	5,952	4,890
Languages Used in Publications	202	197	228	266	182	190	327	377	375	375	234	368
Sabbath Schools	14,817	16,694	22,617	30,601	41,906	76,323	120,865	140,694
Sabbath School Attendance	618,507	952,229	1,682,983	2,607,713	4,144,386	8,011,268	14,513,424	19,368,905	6,253,993+	6,730,428+	6,996,873+	8,194,315+
Youth Societies (AY)	6,622	10,892	14,064	19,107	25,100	39,547	52,691	72,228	72,125	78,640	78,647	100,878
Youth Membership (AY)	148,698	268,354	449,996	630,827	1,044,947	1,916,652	2,782,940	3,139,508	2,446,228	2,413,444	2,427,509	3,440,341

*Starting with 2011, total active employees includes part time and casual employees.

**Starting with 1999, "Ingathering Funds" were no longer included with "Other General Conference Funds."

Note—Beginning with 1987, publishing houses and branches were asked to report wholesale rather than retail sales.

Note—Beginning with 2011, the number of Sabbath Schools are no longer collected. In 2012, the Sabbath School Membership was changed to Sabbath School Attendance.

+Incomplete reporting.

TOTAL TITHE AND OFFERINGS FROM DATE OF ORGANIZATION TO THE PRESENT TIME

Table 36

1 Year	Tithe and Offerings										Supplemental Data	
	7 Tithe	8 Tithe Per Capita	9 World Mission Fund, Including Sabbath School	10 World Mission Fund Per Capita	11 Other General Conference Funds (incl. Ingathering from 1977-1998)	12a Intradivision Funds	12b Ingathering Funds (from 1999 to the present)	13 Local Church Funds	14a Total Tithe and Offerings	14b Total Tithe and Offerings Per Capita	17 Sabbath School Mission Offerings (included in column 9)	Ingathering Funds
	US\$	US\$	US\$	US\$	US\$	US\$	US\$	US\$	US\$	US\$	US\$	US\$
1863.....	8,000	2.29	8,000	2.29
1864.....	10,000	2.63	10,000
1865.....	12,000	3.00	12,000
Total, 1863-1865.....	30,000	30,000
1870.....	21,822	4.01	3,553	25,375	4.66
Total, 1866-1870.....	97,803	...	5,354	103,157
1875.....	32,619	4.06	537	33,156
Total, 1871-1875.....	143,328	...	4,362	147,690
1880.....	61,857	3.98	5,944	67,801	4.35	2,784	...
Total, 1876-1880.....	252,383	...	38,400	290,783	...	4,393	...
1885.....	122,642	5.97	28,549	151,191	...	6,899	...
Total, 1881-1885.....	483,051	...	78,648	561,699	...	20,874	...
1890.....	225,434	7.59	61,431	286,865	9.66	28,643	...
Total, 1886-1890.....	952,965	...	271,679	1,224,644	...	96,730	...
1895.....	309,143	6.45	98,151	407,294	...	44,629	...
Total, 1891-1895.....	1,541,698	...	511,059	2,052,757	...	189,247	...
1900.....	510,259	6.73	151,710	661,969	8.74	46,794	...
Total, 1896-1900.....	2,138,466	...	579,580	2,718,046	...	208,734	...
1905.....	858,015	9.83	188,054	107,686	...	27,163	1,180,918	...	68,614	...
Total, 1901-1905.....	3,456,241	...	855,477	107,686	...	27,163	4,446,567	...	280,556	...
1910.....	1,338,690	12.81	458,944	189,108	...	237,026	2,223,768	21.27	138,038	...
Total, 1906-1910.....	5,721,358	...	1,623,607	786,440	...	946,650	9,078,055	...	523,517	96,964 *
1915.....	1,968,168	14.38	872,667	133,531	...	432,932	3,407,298	...	412,759	78,333
Total, 1911-1915.....	8,689,809	...	3,383,688	718,172	...	1,638,128	14,429,797	...	1,442,305	281,307
1920.....	7,195,463	38.80	3,251,550	310,565	...	1,096,826	11,854,404	63.92	1,441,962	686,700
Total, 1916-1920.....	21,264,416	...	9,733,132	1,720,150	...	3,679,651	36,397,349	...	4,124,636	1,519,869
1925.....	5,909,497	23.54	3,520,348	202,645	...	1,462,857	11,095,347	44.21	1,674,446	970,596
Total, 1921-1925.....	24,658,458	...	15,416,902	1,104,989	...	6,282,258	47,462,607	...	7,121,540	4,162,690
1930.....	6,230,362	19.83	4,020,398	181,876	...	1,679,973	12,112,609	38.54	1,870,343	1,290,854
Total, 1926-1930.....	31,475,639	...	19,594,103	1,113,061	...	8,419,684	60,602,487	...	9,343,512	5,922,702
1935.....	5,743,282	13.58	3,150,404	170,047	...	1,429,401	10,493,134	...	1,447,962	1,056,565
Total, 1931-1935.....	25,931,588	...	15,578,354	774,145	...	7,036,113	49,320,200	...	7,374,613	4,851,915
1940.....	8,071,654	15.99	3,827,536	265,164	...	2,061,975	14,226,329	28.18	1,765,277	1,326,120
Total, 1936-1940.....	36,446,926	...	18,163,641	1,145,961	...	9,199,671	64,956,199	...	8,405,273	6,292,673
1945.....	19,424,953	33.70	7,837,868	13.60	...	725,028	...	3,553,086	31,540,935	54.72	3,796,810	3,162,634
Total, 1941-1945.....	74,190,320	...	30,972,563	2,636,505	...	14,420,767	122,220,155	...	14,607,019	10,895,661

*1908-1910.

TOTAL TITHE AND OFFERINGS FROM DATE OF ORGANIZATION TO THE PRESENT TIME (CONT'D)

1	Tithe and Offerings										Supplemental Data	
	7	8	9	10	11	12a	12b	13	14a	14b	17	
Year	Tithe	Tithe Per Capita	World Mission Fund, Including Sabbath School	World Mission Fund Per Capita	Other General Conference Funds (incl. Ingathering from 1977-1998)	Intradivision Funds	Ingathering Funds (from 1999 to the present)	Local Church Funds	Total Tithe and Offerings	Total Tithe and Offerings Per Capita	Sabbath School Mission Offerings (included in column 9)	Ingathering Funds
	US\$	US\$	US\$	US\$	US\$	US\$	US\$	US\$	US\$	US\$	US\$	US\$
1950.....	27,728,250	44.45	9,998,658	16.03	...	1,826,479	...	6,354,670	45,908,057	73.60	4,828,091	4,125,463
Total, 1946-1950.....	126,407,202	...	48,004,018	6,597,925	...	26,379,276	207,388,421	...	22,751,621	19,096,848
1955.....	41,195,925	43.82	12,975,325	13.80	...	2,641,712	...	11,106,405	67,919,367	72.24	6,217,478	5,771,597
Total, 1951-1955.....	181,133,924	...	59,307,625	12,088,106	...	46,748,852	299,278,507	...	28,407,104	25,603,058
1960.....	59,132,241	49.52	16,729,067	14.01	...	4,212,698	...	19,828,349	99,902,355	83.66	8,162,705	7,274,440
Total, 1956-1960.....	253,563,403	...	75,305,754	16,977,369	...	80,764,746	426,611,272	...	35,866,877	33,478,863
1965.....	81,596,968	54.11	21,181,206	14.05	...	6,953,267	...	32,969,155	142,700,596	94.75	10,858,620	8,665,988
Total, 1961-1965.....	351,227,300	...	95,102,996	27,328,587	...	130,476,949	604,135,832	...	47,438,636	40,181,567
1970.....	124,046,447	66.19	27,222,200	14.53	...	8,727,373	...	51,185,638	211,181,658	112.69	14,420,872	10,598,152
Total, 1966-1970.....	535,720,188	...	125,547,598	38,545,706	...	211,780,335	911,593,827	...	66,036,725	48,952,992
1975.....	231,307,464	98.52	48,803,615	20.79	...	17,222,570	...	89,407,082	386,740,731	164.74	23,684,018	13,059,491
Total, 1971-1975.....	917,741,080	...	185,323,270	69,152,929	...	360,611,914	1,532,829,193	...	98,914,123	62,433,641
1980.....	398,880,407	125.54	41,347,973	13.01	30,771,067	22,636,910	...	148,807,859	642,444,216	202.19	34,564,983	16,356,170
Total, 1976-1980.....	1,602,871,442	...	189,589,043	...	102,380,415	89,178,463	...	642,992,094	2,627,011,457	...	144,909,957	73,731,240
1985.....	456,783,830	109.38	41,333,440	9.90	27,263,228	22,079,380	...	184,004,650	731,464,528	175.16	30,838,036	12,845,271
Total, 1981-1985.....	2,182,827,146	...	197,659,316	...	130,556,165	111,701,307	...	870,460,486	3,493,204,420	...	162,987,275	71,637,574
1990.....	659,924,400	117.46	46,952,476	8.36	31,095,701	32,091,500	...	241,651,295	1,011,715,372	180.07	40,388,328	15,616,983
Total, 1986-1990.....	2,886,224,822	...	223,650,837	...	137,858,686	140,952,645	...	1,106,149,918	4,494,836,908	...	184,177,273	73,094,786
1995.....	886,303,088	115.42	53,640,714	6.99	39,023,151	35,038,950	...	307,859,011	1,321,864,914	172.14	48,101,658	12,910,633
Total, 1991-1995.....	3,876,804,437	...	245,775,192	...	172,133,002	177,350,268	...	1,341,016,310	5,813,079,209	...	221,199,123	71,550,849
2000.....	1,093,239,507	108.19	50,676,432	5.02	22,024,981	68,681,659	9,622,709	418,356,904	1,662,602,192	164.54	44,986,478	9,622,709
Total, 1996-2000.....	5,015,205,923	...	253,907,289	...	148,621,200	357,289,171	20,010,290	1,889,836,202	7,684,870,075	...	226,919,059	54,858,280
2005.....	1,492,720,001	109.47	54,300,287	3.98	28,752,363	59,979,884	8,825,938	593,868,016	2,238,446,489	164.15	49,432,141	8,825,938
Total, 2001-2005.....	6,342,517,083	...	252,301,435	...	126,753,834	394,009,471	46,899,988	2,436,979,901	9,599,461,712	...	228,317,196	46,899,988
2010.....	2,037,618,294	127.20	77,103,385	4.81	31,224,264	64,119,737	11,067,178	679,812,752	2,900,945,610	181.09	61,362,489	11,067,178
Total, 2006-2010.....	9,388,162,114	...	341,538,727	...	135,748,872	302,155,394	51,585,411	3,070,498,263	13,289,688,781	...	296,137,455	51,585,411
2015.....	2,288,938,954	125.98	85,820,894	4.72	9,888,986	76,522,518	8,550,494	760,377,165	3,230,099,011	177.79	76,016,330	8,550,494
Total, 2011-2015.....	11,723,658,243	...	441,731,199	...	127,654,900	376,604,141	44,680,105	3,817,421,280	16,531,749,868	...	364,280,902	44,680,105
2016.....	2,292,110,326	122.27	83,122,829	4.43	10,990,423	77,811,650	7,804,576	757,712,646	3,229,552,450	172.27	75,667,682	7,804,576
2017.....	2,453,354,880	125.45	92,651,731	4.74	13,949,184	93,427,197	8,857,088	880,518,426	3,542,758,506	181.16	79,852,865	8,857,088
2018.....	2,532,217,794	124.69	97,483,223	4.80	11,150,116	83,660,965	9,400,268	835,625,816	3,569,538,182	175.76	77,982,664	9,400,268
Grand Totals.....	52,899,221,756	...	3,124,812,631	...	1,117,796,797	2,384,938,403	189,237,726	18,557,623,499	78,273,630,812	...	2,415,589,486	777,870,914

Note—Slight differences in totals may occur between this table and past historical documents due to the rounding of the dollar on each statistic.

SESSIONS OF THE GENERAL CONFERENCE OF SEVENTH-DAY ADVENTISTS Table 37

Session	Delegates	Dates of Session	Location
1	20	May 20 to May 23, 1863	Battle Creek, Michigan
2	20	May 18 to May 21, 1864	Battle Creek, Michigan
3	21	May 17, 1865	Battle Creek, Michigan
4	19	May 16 and May 17, 1866	Battle Creek, Michigan
5	18	May 14 to May 19, 1867	Battle Creek, Michigan
6	15	May 12 to May 18, 1868	Battle Creek, Michigan
7	16	May 18 to May 24, 1869	Battle Creek, Michigan
8	22	March 15 to March 20, 1870	Battle Creek, Michigan
9	17	February 7 to February 12, 1871	Battle Creek, Michigan
10	14	December 29, 1871 to January 3, 1872	Battle Creek, Michigan
11	18	March 11 to March 14, 1873	Battle Creek, Michigan
12	21	November 14 to November 16, 1873	Battle Creek, Michigan
13	19	August 10 to August 15, 1874	Battle Creek, Michigan
14	18	August 15 to August 18, 1875	Battle Creek, Michigan
1st Special	15	March 31 to April 4, 1876	Battle Creek, Michigan
15	16	September 19 to September 24, 1876	Lansing, Michigan
2nd Special	16	November 12 and November 13, 1876	Battle Creek, Michigan
16	20	September 20 to September 28, 1877	Lansing, Michigan
3rd Special	22	March 1 to March 4, 1878	Battle Creek, Michigan
17	39	October 4 to October 16, 1878	Battle Creek, Michigan
4th Special	29	April 17 to April 23, 1879	Battle Creek, Michigan
18	39	November 7 to December 1, 1879	Battle Creek, Michigan
5th Special	28	March 11 to March 15, 1880	Battle Creek, Michigan
19	38	October 6 to October 12, 1880	Battle Creek, Michigan
20	41	December 1 to December 19, 1881	Battle Creek, Michigan
21	47	December 7 to December 19, 1882	Rome, New York
22	65	November 8 to November 20, 1883	Battle Creek, Michigan
23	67	October 30 to November 20, 1884	Battle Creek, Michigan
24	70	November 18 to December 6, 1885	Battle Creek, Michigan
25	71	November 18 to December 6, 1886	Battle Creek, Michigan
26	70	November 13 to December 12, 1887	Oakland, California
27	91	October 17 to November 8, 1888	Minneapolis, Minnesota
28	109	October 18 to November 5, 1889	Battle Creek, Michigan
29	125	March 5 to March 25, 1891	Battle Creek, Michigan
30	130	February 17 to March 6, 1893	Battle Creek, Michigan
31	150	February 15 to March 4, 1895	Battle Creek, Michigan
32	140	February 19 to March 8, 1897	College View, Nebraska
33	149	February 15 to March 7, 1899	South Lancaster, Mass.
34	268	April 2 to April 23, 1901	Battle Creek, Michigan
35	139	March 27 to April 13, 1903	Oakland, California
36	197	May 11 to May 30, 1905	Washington, D.C.
37	328	May 13 to June 6, 1909	Washington, D.C.
38	372	May 15 to June 8, 1913	Washington, D.C.
39	443	March 29 to April 14, 1918	San Francisco, California
40	581	May 11 to May 28, 1922	San Francisco, California
41	577	May 27 to June 14, 1926	Milwaukee, Wisconsin
42	577	May 28 to June 12, 1930	San Francisco, California
43	671	May 26 to June 8, 1936	San Francisco, California
44	619	May 26 to June 7, 1941	San Francisco, California
45	828	June 5 to June 15, 1946	Washington, D.C.
46	943	July 10 to July 22, 1950	San Francisco, California
47	1,109	May 24 to June 5, 1954	San Francisco, California
48	1,160	June 19 to June 28, 1958	Cleveland, Ohio
49	1,314	July 26 to August 4, 1962	San Francisco, California
50	1,495	June 16 to June 25, 1966	Detroit, Michigan
51	1,782	June 11 to June 20, 1970	Atlantic City, New Jersey
52	1,756	July 10 to July 19, 1975	Vienna, Austria
53	1,925	April 16 to April 26, 1980	Dallas, Texas
54	2,044	June 27 to July 6, 1985	New Orleans, Louisiana
55	2,239	July 5 to July 14, 1990	Indianapolis, Indiana
56	2,321	June 29 to July 8, 1995	Utrecht, Netherlands
57	1,844	June 29 to July 8, 2000	Toronto, Canada
58	1,903	June 29 to July 9, 2005	Saint Louis, Missouri
59	2,244	June 23 to July 3, 2010	Atlanta, Georgia
60	2,536	July 2 to July 11, 2015	San Antonio, Texas

OFFICERS OF THE GENERAL CONFERENCE OF SEVENTH-DAY ADVENTISTS Table 38

Name	Term of Service
Presidents	
1 John Byington	May 20, 1863 to May 17, 1865
2 James White	May 17, 1865 to May 14, 1867
3 J. N. Andrews	May 14, 1867 to May 18, 1869

OFFICERS OF THE GENERAL CONFERENCE OF SEVENTH-DAY ADVENTISTS Table 38

Name	Term of Service
4 James White	May 18, 1869 to December 29, 1871
5 George I. Butler	December 29, 1871 to August 10, 1874
6 James White	August 10, 1874 to October 6, 1880
7 George I. Butler	October 6, 1880 to October 17, 1888
8 O. A. Olsen	October 17, 1888 to February 19, 1897
9 G. A. Irwin	February 19, 1897 to April 2, 1901
10 A. G. Daniells	April 2, 1901 to May 11, 1922
11 W. A. Spicer	May 11, 1922 to May 28, 1930
12 C. H. Watson	May 28, 1930 to May 26, 1936
13 J. L. McElhany	May 26, 1936 to July 10, 1950
14 W. H. Branson	July 10, 1950 to May 24, 1954
15 R. R. Figuhr	May 24, 1954 to June 16, 1966
16 Robert H. Pierson	June 16, 1966 to January 3, 1979
17 Neal C. Wilson	January 3, 1979 to July 5, 1990
18 Robert S. Folkenberg	July 5, 1990 to March 1, 1999
19 Jan Paulsen	March 1, 1999 to June 23, 2010
20 Ted N. C. Wilson	June 23, 2010 to . . .
Secretaries	
1 Uriah Smith	May 20, 1863 to November 14, 1873
2 S. Brownsberger	November 14, 1873 to August 10, 1874
3 Uriah Smith	August 10, 1874 to September 19, 1876
4 C. W. Stone	September 19, 1876 to September 20, 1877
5 Uriah Smith	September 20, 1877 to December 1, 1881
6 A. B. Oyen	December 1, 1881 to November 8, 1883
7 Uriah Smith	November 8, 1883 to October 17, 1888
8 Dan T. Jones	October 17, 1888 to March 5, 1891
9 W. A. Colcord	March 5, 1891 to March 7, 1893
10 L. T. Nicola	March 7, 1893 to February 19, 1897
11 L. A. Hoopes	February 19, 1897 to April 2, 1901
12 H. E. Osborne	April 2, 1901 to April 11, 1903
13 W. A. Spicer	April 11, 1903 to May 11, 1922
14 A. G. Daniells	May 11, 1922 to May 27, 1926
15 C. K. Meyers	May 27, 1926 to October 17, 1933
16 M. E. Kern	October 17, 1933 to May 26, 1936
17 E. D. Dick	May 26, 1936 to September 19, 1952
18 D. E. Rebok	September 19, 1952 to May 24, 1954
19 W. R. Beach	May 24, 1954 to June 11, 1970
20 Clyde O. Franz	June 11, 1970 to April 16, 1980
21 G. Ralph Thompson	April 16, 1980 to June 29, 2000
22 Matthew A. Bediako	June 29, 2000 to June 23, 2010
23 G. T. Ng	June 23, 2010 to . . .
Treasurers	
1 E. S. Walker	May 20, 1863 to May 17, 1865
2 I. D. Van Horn	May 17, 1865 to May 12, 1868
3 J. N. Loughborough	May 12, 1868 to May 18, 1869
4 E. S. Walker	May 18, 1869 to March 15, 1870
5 G. H. Bell	March 15, 1870 to February 7, 1871
6 Mrs. A. P. Van Horn	February 7, 1871 to March 11, 1873
7 E. B. Gaskill	March 11, 1873 to August 10, 1874
8 Harmon Lindsay	August 10, 1874 to August 15, 1875
9 Fredericka House	August 15, 1875 to September 19, 1876
10 Uriah Smith	September 19, 1876 to September 20, 1877
11 Mrs. M. J. Chapman	September 20, 1877 to November 8, 1883
12 A. R. Henry	November 8, 1883 to October 17, 1888
13 Harmon Lindsay	October 17, 1888 to February 17, 1893
14 W. H. Edwards	February 17, 1893 to February 19, 1897
15 A. G. Adams	February 19, 1897 to October 21, 1900
16 H. M. Mitchell	April 19, 1901 to March 27, 1903
17 I. H. Evans	March 27, 1903 to May 13, 1909
18 W. T. Knox	May 13, 1909 to May 11, 1922
19 J. L. Shaw	May 11, 1922 to May 26, 1936
20 W. E. Nelson	May 26, 1936 to July 10, 1950
21 C. L. Torrey	July 10, 1950 to June 16, 1966
22 K. H. Emmerson	June 16, 1966 to April 16, 1980
23 L. L. Butler	April 16, 1980 to June 27, 1985
24 Donald F. Gilbert	June 27, 1985 to June 29, 1995
25 Robert L. Rawson	June 29, 1995 to April 18, 2002
26 Robert E. Lemon	April 18, 2002 to July 2, 2015
27 Juan R. Prestol-Puesan	July 2, 2015 . . .

Note—In the three preceding tables the dates indicate the beginning dates of the General Conference Sessions involved, except where special elections have been held between sessions.

ALPHABETICAL INDEX

Accessions, Table 3.....	4	GM Table 3–10/40 Window	96
Adventist Development and Relief Agency International (ADRA), Tables 31, 32	90	The Church’s Presence, Outreach, and Mission	91
Broadcast Ministries, Table 18.....	8	Healthcare Institutions, Table 16, Table 28	8, 81
Charts		Hospitals	81
Accessions by Division Over Five Years	5	Institutional Statistics for 2018	77
Accessions Over 10 Years.....	5	Section I–Educational Institutions and Primary Schools, Table 27.....	77
Accessions and Losses Over 10 Years	5	Section II–Healthcare Institutions, Table 28	81
Changes in Membership Over Five Years	6	Section III–Publishing Houses, Table 29	88
Adventist Mortality - A 10-Year Trend.....	6	Section IV–Food Industries, Table 30.....	89
Adventist Mortality as a Percent of General Mortality - A Ten Year Trend	6	Key to Seventh-day Adventist Divisions, Table 1	3
Children’s Ministries, Table 15.....	8	Languages and Dialects in Which SDA Publications are Now in Print, Table 33.....	98
Church Membership by World Divisions, Table 4	4	Literature Evangelists, Table 10	7
Clinics	86	Membership Statistics by Division for 2018, Table 24	12
Colleges and Universities	77	Missionaries, Table 21	9
Count of Unions, Conferences, and Local Fields, Table 17.....	8	Nursing Homes	85
Denominational Employees by Division 2018, Table 26.....	50	Officers of the General Conference of Seventh-day Adventists, Table 38	104
Denominationally Employed Workers Classified by		Orphanages and Children’s Homes.....	87
Credentials Carried 2018, Table 23	10	Publishing, Table 12	7
Type of Employment 2018, Table 22	10	Sabbath School and Personal Ministries, Table 19.....	9
Education, Table 20	9	Schools	77
Elementary Schools	80	Scheduled Meetings, Table 2	3
Food Industries, Table 11	7	Secondary Schools.....	78
General and Institutional Employees, Table 9	7	Sessions of the General Conference of Seventh-day Adventists, Table 37.....	104
General Survey of Organizations, Table 5.....	4	Summary of Institutions, Table 6	4
General Survey of Statistical and Financial Summaries Over a Period of Years, Table 35.....	101	Summary of Seventh-day Adventist World Statistics, Table 34.....	100
Global Mission	91	Tithe and Offerings 2018, Table 7	4
10/40 Window Map	97	Tithe and Offerings, Table 8	4
GM Table 1–Conf/Miss Where Each Church Serves More Than One Million Persons.....	91	Tithes and Offerings by Division 2018, Table 25	31
GM Table 1a–Countries and Areas Where SDA Work is Not Currently Established	92	Total Tithe and Offerings From Date of Organization to the Present Time, Table 36.....	102
GM Table 2–Seventh-day Adventist Presence in Countries and Areas of the World.....	93	Women’s Ministries, Table 13.....	7
		Worker Training Schools	78
		Youth Ministries, Table 14	7

Log of Revisions to 2019 Annual Statistical Report w 2018 Statistics

Date	Page	Description
18-Mar-2021	4, 9, 79-81,101	Revision to the number of secondary schools in TED's Norwegian Un, from 11 to 1, which resulted in changes to all tables where secondary schools are included in the figures.
21-Jul-2021	96	Global Mission Table 3 - '(Thousands)' was added to the heading Population Estimate Mid-2018
22-Jul-2021	9	Revisions were requested from Secretariat for AVS columns from 2013 thru 2018.
28-Aug-2021	86	Top of right column: Southern Africa-Indian Ocean Division replaced West-Central Africa Division.