



2020

ANNUAL STATISTICAL REPORT

New Series, Volume 2

Report of the
General Conference of
Seventh-day Adventists'
2019 Statistics

Last revisions done on Jul 22, 2021 - See back page .

Seventh-day
Adventist® Church





2020

ANNUAL STATISTICAL REPORT

New Series, Volume 2

Report of the
General Conference of
Seventh-day Adventists'
2019 Statistics

Seventh-day
Adventist® Church

12501 Old Columbia Pike, Silver Spring, MD 20904



GENERAL STATISTICS

STATISTICAL REPORT

of Seventh-day Adventist® Conferences, Missions, and Institutions throughout the world
for the year ending 2019

TABLE OF CONTENTS

Alphabetical Index - Page 114

Key to Seventh-day Adventist Divisions, Table 1	2	Adventist Development and Relief Agency International (ADRA), Tables 20, 21	14
Scheduled Meetings, Table 2	2	Beneficiaries by Sector, Chart 12	14
Chapter 1- Analysis		Chapter 3 - Membership	
Thematic Analysis	4	Membership Statistics by Division for 2019, Table 22	16
Members Gained 2019 vs. Members Lost 2019, Chart 1	5	Chapter 4 - Tithes and Offerings	
Members Lost as a Percentage of Members Gained 2019, Chart 2	5	Tithes and Offerings by Division 2019, Table 23	37
Members Lost as a Percentage of Members Gained 2019, Less SUD, Chart 3	5	Chapter 5 - Employees	
Mission Offerings as a Percentage of Tithe, 1919-2019, Chart 4	6	Denominational Employees by Division 2019, Table 24	58
Conferences/Missions Reporting Sabbath School Attendance, 2014, Chart 5	6	Chapter 6 - Institutions	
Conferences/Missions Reporting Sabbath School Attendance, 2019, Chart 6	6	Institutional Statistics for 2019	86
Reported Sabbath School Attendance as a Percentage of Membership, Chart 7	6	Section I—Educational Institutions and Primary Schools, Table 25	86
Accessions by Division Over Five Years, Chart 8	7	Section II—Healthcare Institutions, Table 26	90
World Accessions Over 10 Years, Chart 9	7	Section III—Publishing Houses, Table 27	97
Changes in World Membership Over Five Years, Chart 10	7	Section IV—Food Industries, Table 28	98
Chapter 2 - Quick Picture		Chapter 7 - Global Mission	
Accessions, Table 3	9	Global Mission	100
Church Membership by World Divisions, Table 4	9	The Church's Presence, Outreach, and Mission	100
Losses, Table 5	9	GM Table 1—Conf/Miss Where Each Church Serves More Than One Million Persons	100
Tithe and Offerings 2019, Table 6	9	GM Table 1a—Countries and Areas Where SDA Work is Not Currently Established	101
Tithe and Offerings, Table 7	9	GM Table 2—Seventh-day Adventist Presence in Countries and Areas of the World	102
Accession Rates, Table 8	9	GM Table 3—10/40 Window	105
Summary of Institutions, Table 9	10	Languages and Dialects in Which SDA Publications are Now in Print, Table 29	106
Healthcare Institutions, Table 10	10	Chapter 8 - The Long View	
General Survey of Organizations, Table 11	10	Summary of Seventh-day Adventist World Statistics, Table 30	109
Count of Unions, Conferences, and Local Fields, Table 12	10	A General Survey of Statistical and Financial Summaries Over a Period of Years, Table 31	110
Broadcast Ministries, Table 13	10	Total Tithe and Offerings From Date of Organization to the Present Time, Table 32	111
Sabbath School and Personal Ministries, Table 14	11	Sessions of the General Conference of Seventh-day Adventists, Table 33	113
Education, Table 15	11	Officers of the General Conference of Seventh-day Adventists, Table 34	113
Missionaries, Table 16	11	Alphabetical Index	114
Denominationally Employed Workers Classified by Type of Employment 2019, Table 17	12		
Denominationally Employed Workers Classified by Credentials Carried 2019, Table 18	12		
General and Institutional Employees, Table 19	14		
General vs. Institutional Employees, Chart 11	14		

Note—Adventist® and Seventh-day Adventist® are the registered trademarks of the General Conference of Seventh-day Adventists®.

KEY TO SEVENTH-DAY ADVENTIST DIVISIONS AND GC ATTACHED UNIONS/FIELD

Table 1

ECD East-Central Africa Division	SAD South American Division	WAD West-Central Africa Division
ESD Euro-Asia Division	SPD South Pacific Division	Attached to GC:
IAD Inter-American Division	SID Southern Africa-Indian Ocean Division	CHUM Chinese Union Mission
EUD Inter-European Division	SUD Southern Asia Division	MENA Middle East and North Africa Union Mission
NAD North American Division	SSD Southern Asia-Pacific Division	ISRF Israel Field
NSD Northern Asia-Pacific Division	TED Trans-European Division	

SCHEDULED MEETINGS

Table 2

Meeting	Date	Location
Spring Meeting	April 13, 2021	Silver Spring, Maryland
GC Session	May 20 to 25, 2021	Indianapolis, Indiana
Annual Council	October 7 to 13, 2021	Silver Spring, Maryland

Meeting	Date	Location
Spring Meeting	April 12 and 13, 2022	Silver Spring, Maryland
Annual Council	October 6 to 12, 2022	Silver Spring, Maryland
Spring Meeting	April 11 and 12, 2023	Silver Spring, Maryland

Chapter 1 - Analysis

ABOUT THIS REPORT:

How the ASR Informs the World Strategic Plan

Being Relevant and User-Friendly. With this volume of the ASR a number of changes have been made to make this publication easier to use and more relevant to the activities of the church at large. Notably, it has been separated into chapters. The introductory chapter will have a theme every year, typically drawn from the World Church Strategic Focus for 2020–2025, *I Will Go*. The analysis in Chapter 1 each year will relate to the chosen theme, scrutinizing statistics relevant to the objectives and Key Performance Indicators (KPIs) chosen by the church and measuring success in meeting those goals.

This year we are easing into the practice of themes with a consideration of the general condition of the church by matching three KPIs from the strategic plan to data already regularly collected and reported in the ASR. The three are: KPI 1.7, Improved retention rates of audited membership globally; KPI 6.5, All members and yet-to-be-baptized young people embrace and practice stewardship principles regarding time, spiritual gifts, and tithes and offerings; and KPI 5.2, Significant increase in numbers of church members and unbaptized children and youth regularly attending divine service and Sabbath School.

Finally, we are standardizing three charts as permanent features of the Analysis chapter. “Accessions by Division Over Five Years,” “World Accessions Over 10 Years,” and “Changes in World Membership Over Five Years” will now appear every year so that these popular measurements will be readily available for year-to-year comparison.

KPI 1.7: Improved Retention Rates of Audited Membership. As has been stated here many times before, a regular and rigorous program of auditing is necessary to obtain a clear picture of how well we are retaining members. Charts 1 and 2 dramatically illustrate this point. In 2018 the Southern Asia Division (SUD), for the first time, conducted a far-reaching audit, the results of which were reported in early 2019. They removed 491,657 names from their membership records. This is a laudable step toward more accurate statistics for SUD, but highlights why regular audits are needed to understand retention: there were clearly many members leaving, whose departure was not noticed until now, and such a large spike of old departures hides the data regarding more recent departures. (It should be noted that the Inter-American Division also reported significant audit figures for 2019.) Where auditing is a part of the church’s organizational culture (as in the South American Division), annual totals of losses are lower. But more importantly, church leaders have a real sense of how many members are being lost. They can then take appropriate measures.

Chart 3 repeats Chart 2, except that with SUD removed from the group the figures for the remaining divisions may more easily be seen. It is clear that holding on to the members we gain continues to be a significant challenge in every part of the world, which is why the strategic plan points to this as an area requiring particular effort over the next five years.

KPI 6.5: All Members ... Practice Stewardship Principles Regarding Time, Spiritual Gifts, and Tithes and Offerings. It is well beyond the scope of the ASR to assess members’ stewardship of time and spiritual gifts, but *financial* contributions have long been a feature of these reports. Seventh-day Adventists have long understood the tithe God requires of us to be one tenth of an individual’s income. We *return* tithe, for that ten percent is God’s; but we *give* offerings. How generous are Seventh-day Adventists in what we give? And what are the trends in this important aspect of stewardship? This is difficult to assess due to variable exchange rates and inflation. What can be assessed over time is the relationship between tithe and mission offerings. Chart 4 shows this over the last century. It is striking how committed our forefathers and foremothers were to mission. Even during the inter-war years, mission offerings were equivalent to more than 30% of tithe. But there has been a steady decline, so much so that, for the last thirty years, mission offerings have been less than 10% of tithe. In the 1920s the church began an extraordinary period of mission expansion in Latin America, Africa, Asia, and the South Pacific. For comparable progress to be made in the 10/40 Window in the 2020s, we need church members to see stewardship as including generosity in offerings, as well as faithfulness in tithing.

KPI 5.2: Significant increase in ...regularly attending divine service and Sabbath School. The reporting of attendance is another matter we have often written about here. For this analysis we will focus on attendance of Sabbath School. Charts 5 and 6 demonstrate the progress that has been made over the last five years in getting conferences and missions to report Sabbath School attendance. In that time we have gone from 79% of conferences and missions reporting attendance to 92% reporting. However, given that Chart 7 shows that those attendance counts are often quite small in comparison with total membership, it seems probable that there are yet many congregations within those conferences and missions which are not participating in the attendance counts. Alternatively, we may be seeing evidence that Sabbath School attendance is in decline, which should be a cause of concern. We hope to see these numbers continue to grow as an indicator, not only of good reporting, but of increased vitality in Sabbath School activity around the world.

Standard Charts. Chart 8 shows that in 2019 accessions declined from the record high in 2018. Chart 9 shows that the trend in accessions is flattening. Chart 10 demonstrates that the large audit adjustments, combined with the regular losses and deaths, reduce the net gain in 2019 to only 142,058. Audit reports are, however, crucial to gaining an accurate understanding of our true condition.

A Seventh-day Adventist statistical archive consisting of past statistical reports, tables, and documents is available online at: www.adventiststatistics.org.

Dr. D. J. B. Trim

—Statistics within this report compiled by Kathleen Jones, Lisa Rasmussen, and Roger Bello.

Chart 1 Members Gained 2019 vs. Members Lost 2019



Chart 2 Members Lost as a Percentage of Members Gained 2019

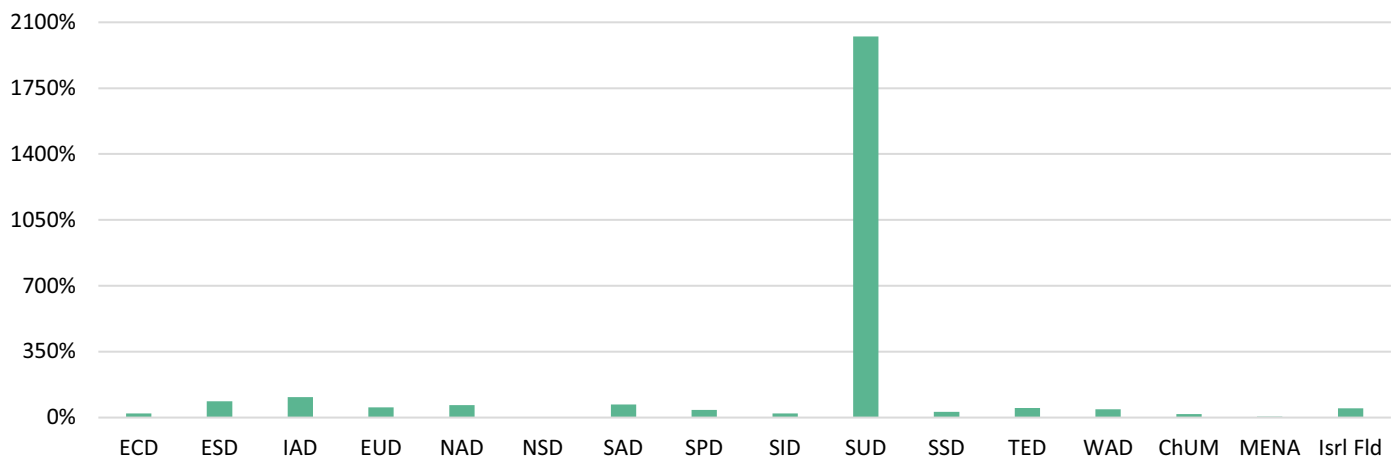


Chart 3 Members Lost as a Percentage of Members Gained 2019, Less SUD

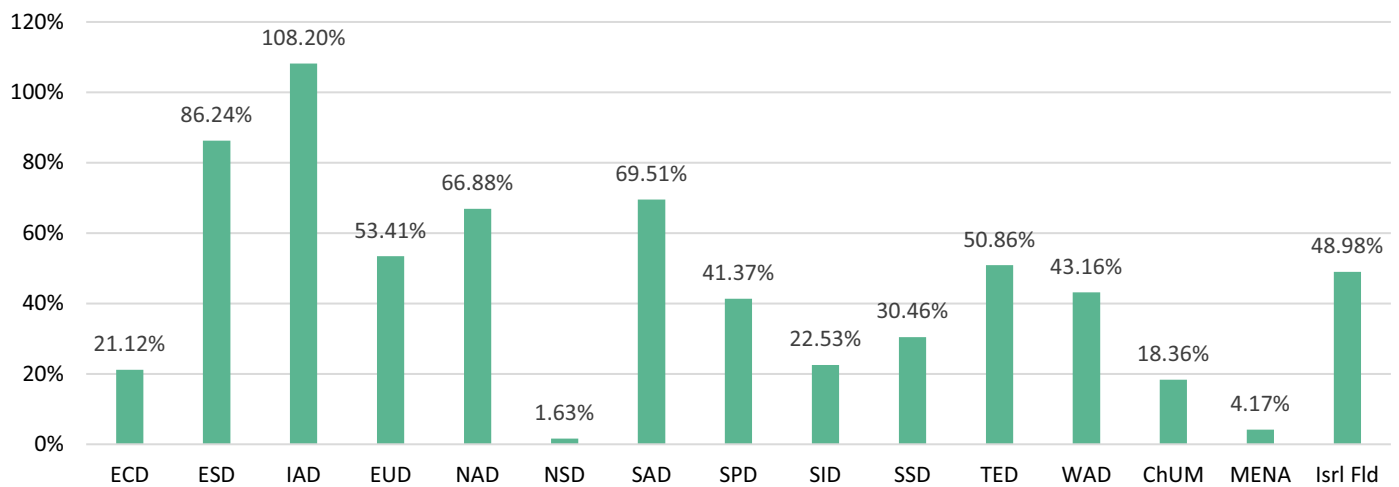


Chart 4 Mission Offerings as a Percentage of Tithe, 1919-2019

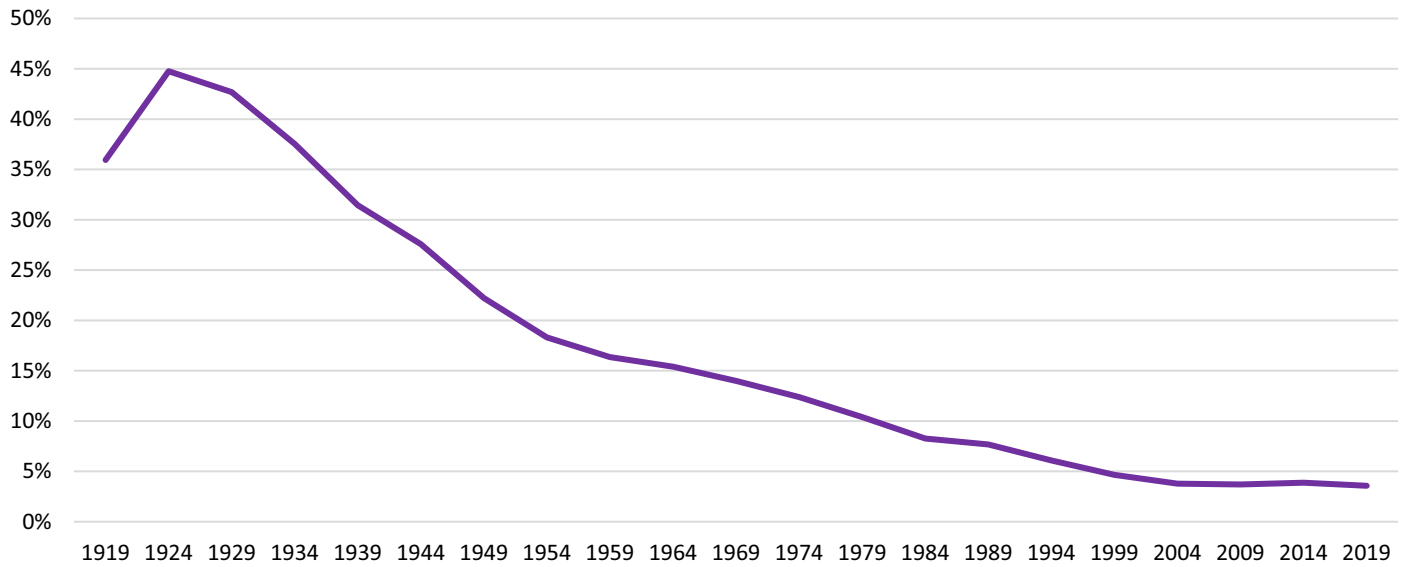


Chart 5 Conferences/Missions Reporting Sabbath School Attendance, 2014

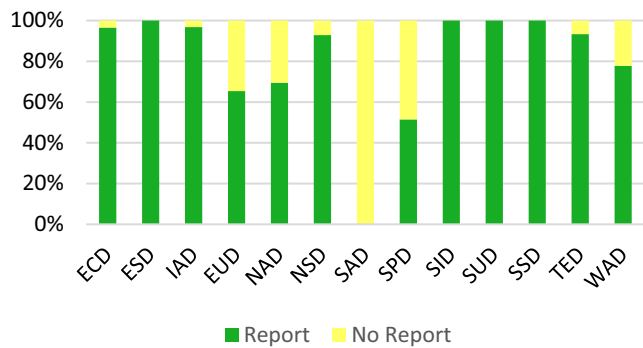


Chart 6 Conferences/Missions Reporting Sabbath School Attendance, 2019

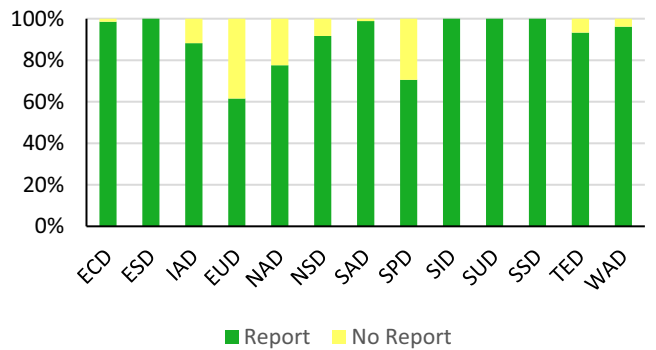


Chart 7 Reported Sabbath School Attendance as a Percentage of Membership

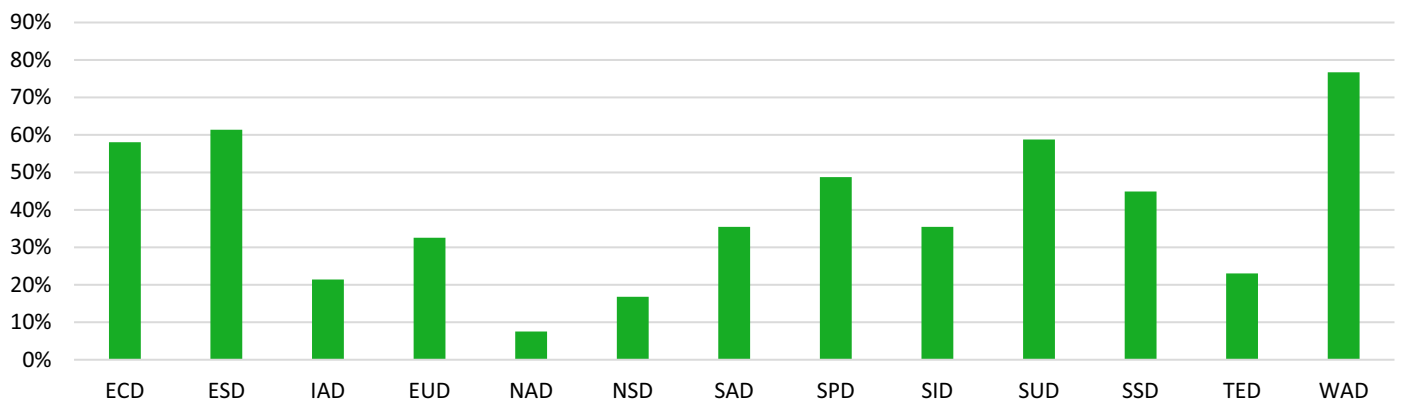


Chart 8 Accessions by Division Over Five Years

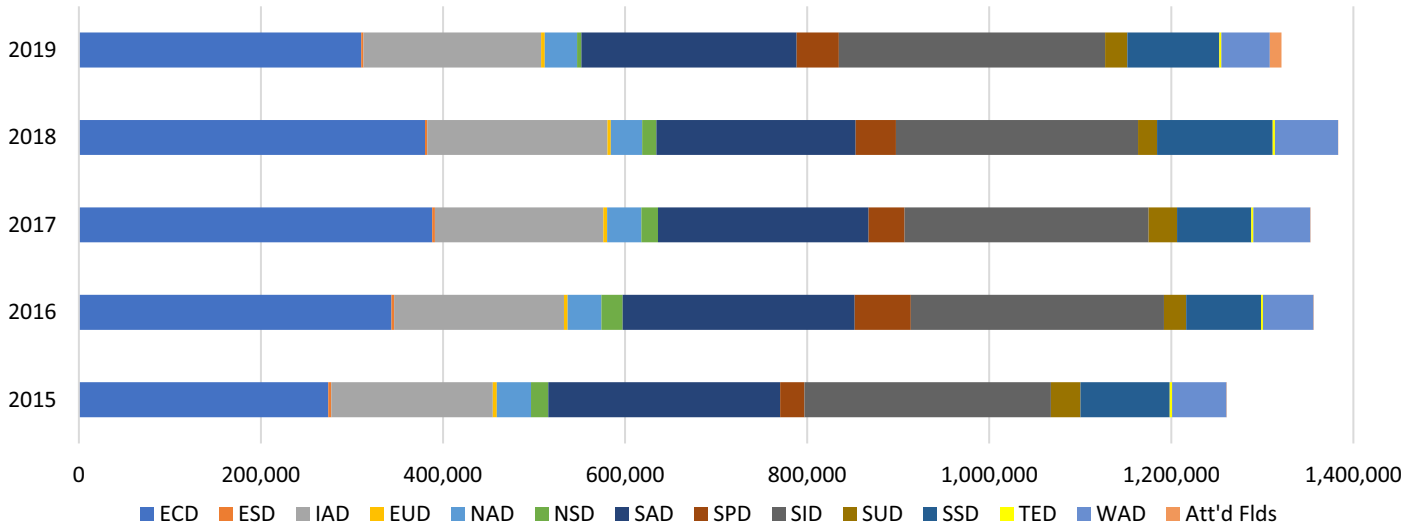


Chart 9 World Accessions Over 10 Years

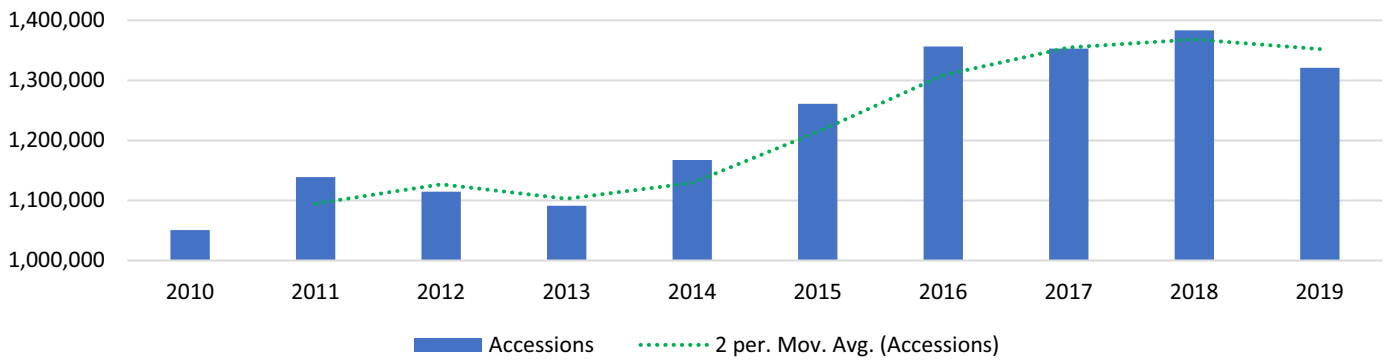
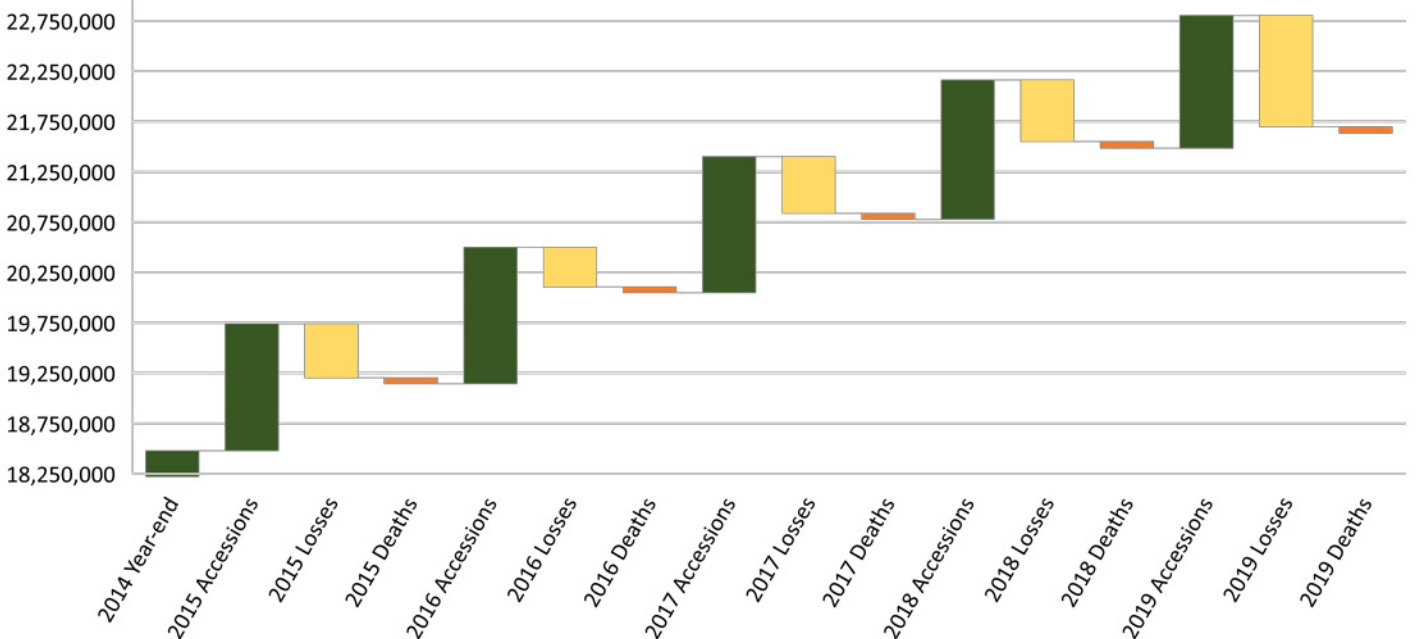


Chart 10 Changes in World Membership Over Five Years



Chapter 2 - Quick Picture

ACCESSIONS Table 3
(Additions to the Church by Baptism and Profession of Faith)

Division/Attached Fields	2016	2017	2018	2019	2019 Accessions as Percent of World Total
East-Central Africa	343,365	388,035	380,271	310,048	23.47%
Euro-Asia	2,929	3,069	2,478	2,514	0.19%
Inter-American	186,594	184,943	197,904	195,159	14.77%
Inter-European	4,054	4,257	3,720	4,061	0.31%
North American	37,028	37,580	34,460	35,427	2.68%
Northern Asia-Pacific	23,377	18,172	15,586	4,710	0.36%
South American	254,857	231,406	218,921	236,597	17.91%
South Pacific	61,731	39,468	44,096	46,348	3.51%
Southern Africa-Indian Ocean	278,070	268,121	266,055	292,348	22.13%
Southern Asia	24,358	31,280	20,875	24,490	1.85%
Southern Asia-Pacific	82,149	81,417	127,023	100,978	7.64%
Trans-European	2,104	2,288	2,447	2,255	0.17%
West-Central Africa	55,624	62,632	69,312	53,292	4.03%
Attached to the General Conf:					
Chinese Union Mission	12,387	0.94%
Middle East and North Africa Un	182	203	218	384	0.03%
Israel Field	54	60	61	49	0.00%
Totals	1,356,476	1,352,931	1,383,427	1,321,047	100.00%

Note—Beginning with 2015, accessions also include the "adjustments added" column.

CHURCH MEMBERSHIP BY WORLD DIVISIONS Table 4

Division/Attached Fields	2015	2016	2017	2018	2019
East-Central Africa	3,225,454	3,502,462	3,844,316	4,163,387	4,395,892
Euro-Asia	113,367	111,531	109,994	108,398	106,466
Inter-American	3,615,558	3,726,421	3,787,546	3,737,554	3,708,308
Inter-European	178,831	178,339	178,979	178,851	178,887
North American	1,218,397	1,237,004	1,249,715	1,257,913	1,262,927
Northern Asia-Pacific	703,034	719,766	733,549	745,685	785,711
South American	2,410,578	2,479,452	2,481,935	2,487,665	2,546,914
South Pacific	445,590	490,294	512,055	541,989	567,139
Southern Africa-Indian Ocean	3,514,069	3,747,573	3,873,848	4,088,766	4,307,726
Southern Asia	1,558,039	1,580,614	1,603,952	1,613,514	1,140,612
Southern Asia-Pacific	1,369,475	1,418,551	1,482,143	1,563,697	1,627,397
Trans-European	86,384	87,193	87,725	88,099	88,583
West-Central Africa	683,318	725,045	776,837	834,183	862,027
Attached to the General Conf:					
Chinese Union Mission	472,292
Middle East and North Africa Un	3,644	3,782	3,986	4,260	5,120
Israel Field	700	752	767	818	836
Totals	19,126,438	20,008,779	20,727,347	21,414,779	21,556,837

LOSSES Table 5

Division/Attached Fields	2016	2017	2018	2019	2019 Losses as Percent of World Total
East-Central Africa	49,781	34,344	48,146	65,496	5.91%
Euro-Asia	2,326	2,001	1,766	2,168	0.20%
Inter-American	66,456	115,739	233,436	211,169	19.07%
Inter-European	1,997	1,551	1,939	2,169	0.20%
North American	12,657	18,579	19,712	23,693	2.14%
Northern Asia-Pacific	4,480	2,675	2,297	77	0.01%
South American	171,728	215,048	199,073	164,459	14.85%
South Pacific	15,390	16,150	13,650	19,175	1.73%
Southern Africa-Indian Ocean	30,879	127,739	38,401	65,861	5.95%
Southern Asia	859	6,878	9,903	496,029	44.79%
Southern Asia-Pacific	27,468	14,693	34,109	30,756	2.78%
Trans-European	784	1,001	1,284	1,147	0.10%
West-Central Africa	9,324	6,683	7,722	23,001	2.08%
Attached to the General Conf:					
Chinese Union Mission	2,274	0.21%
Middle East and North Africa Un	119	65	17	16	0.00%
Israel Field	0	59	12	24	0.00%
Totals	394,248	563,205	611,467	1,107,514	100.00%

TITHE AND OFFERINGS 2019* Table 6

Tithe and Offerings	Amount	Percent of Total	Per Capita
Tithe	2,478,608,914	69.5%	117.83
World Mission Fund, Including Sabbath School	88,569,301	2.5%	4.21
Other General Conference Funds	12,530,328	0.4%	0.60
Intradivision Funds	80,580,090	2.3%	3.83
Ingathering Funds	9,220,641	0.3%	0.44
Local Church Funds	895,267,794	25.0%	42.56
World Totals 2019	3,564,777,068	100.0%	169.46
World Totals 2018	3,569,538,182		
Decrease for 2019	(4,761,114)		
Percentage of Decrease	(0.13%)		

*These funds do not include relief contributions.

TITHE AND OFFERINGS Showing Percentages of Total Table 7

Year	Tithe	World Mission Including Sabbath School, Other General Conference, and Ingathering Funds		Intradivision and Local Church Funds		Total Tithe and Offerings
		US\$	US\$	US\$	US\$	
1863	8,000	100.0%	8,000
1870	21,822	86.0%	3,553	14.0%	...	25,375
1880	61,857	91.2%	5,944	8.8%	...	67,801
1890	225,434	78.6%	61,431	21.4%	...	286,865
1900	510,259	77.1%	151,710	22.9%	...	661,969
1910	1,338,690	60.2%	458,944	20.6%	426,134	2,223,768
1920	7,195,463	60.7%	3,251,550	27.4%	1,407,391	11,854,404
1930	6,230,362	51.4%	4,020,398	33.2%	1,861,849	12,112,609
1940	8,071,654	56.7%	3,827,536	26.9%	2,327,139	14,226,329
1950	27,728,250	60.4%	9,998,658	21.8%	8,181,149	45,908,057
1960	59,132,241	59.2%	16,729,067	16.7%	24,041,047	99,902,355
1970	124,046,447	58.7%	27,222,200	12.9%	59,913,011	211,181,658
1980	398,880,407	62.1%	72,119,040	11.2%	171,444,769	642,444,216
1990	659,924,400	65.2%	78,048,177	7.7%	273,742,795	1,011,715,372
2000	1,093,239,507	65.8%	82,324,122	5.0%	487,038,563	1,662,602,192
2010	2,037,618,294	70.2%	119,394,827	4.1%	743,932,489	2,900,945,610
2016	2,292,110,326	71.0%	101,917,828	3.2%	835,524,296	3,229,552,450
2017	2,453,354,880	69.2%	115,458,003	3.3%	973,945,623	3,542,758,506
2018	2,532,217,794	70.9%	118,033,607	3.3%	919,286,781	3,569,538,182
2019	2,478,608,914	69.5%	110,320,270	3.1%	975,847,884	3,564,777,068
Grand Totals 157 Years	55,377,830,670		4,542,167,424		21,918,409,786	81,838,407,880
Percent of Grand Totals	67.7%		5.6%		26.8%	100.0%
Total Tithe and Offerings Per Capita 2019						\$169.46

ACCESSION RATES Table 8

Year	Accessions Per Day	Accessions Per Hour	Accessions Per Minute	*New Churches Per Hour
2000	2,857.89	119.08	1.98	0.25
2001	2,632.56	109.69	1.83	0.25
2002	2,685.61	111.90	1.87	0.28
2003	2,715.17	113.13	1.89	0.27
2004	2,932.61	122.19	2.04	0.23
2005	2,896.24	120.68	2.01	0.28
2006	3,031.96	126.33	2.11	0.18
2007	2,849.12	118.71	1.98	0.25
2008	2,829.66	117.90	1.97	0.22
2009	2,889.29	120.39	2.01	0.26
2010	2,876.89	119.87	2.00	0.22
2011	3,118.41	129.93	2.17	0.22
2012	3,051.54	127.15	2.12	0.25
2013	2,987.60	124.48	2.07	0.24
2014	3,196.46	133.19	2.22	0.28
2015	3,452.10	143.84	2.40	0.31
2016	3,713.83	154.74	2.58	0.30
2017	3,704.12	154.34	2.57	0.27
2018	3,787.62	157.82	2.63	0.24
2019	3,616.83	150.70	2.51	0.28

*Revised.

SUMMARY OF INSTITUTIONS

Table 9

Year	Tertiary Inst., Wkr. Tr. Inst., and Sec. Schools	Food Industries	Hospitals and Sanitariums	Nrsng/Ret. Orphngs/ Children's Homes	Clinics and Dispensaries	Media Centers	Publishing Houses and Branches	Totals
1900 ...	25	...	27	13	65
1920 ...	97	...	33	...	8	...	45	183
1930 ...	201	25	51	...	55	...	67	399
1940 ...	251	29	90	...	68	...	83	521
1950 ...	283	32	106	...	57	...	43	521
1960 ...	370	26	108	30	102	...	42	678
1970 ...	512	27	139	49	152	...	48	927
1980 ...	882	20	153	80	266	...	50	1,451
1990 ...	995	28	154	71	322	4	58	1,632
2000 ...	1,255	26	174	158	393	9	56	2,072 *
2010 ...	1,993	20	173	168	216	14	63	2,648 *
2015 ...	2,493	19	180	142	441	16	61	3,353 *
2016 ...	2,589	20	198	154	329	15	59	3,365 *
2017 ...	2,587	23	198**	154**	329**	15	59	3,366 *
2018 ...	2,691	22	211	132	440	16	60	3,573 *
2019 ...	2,787	23	227	148	673	16	60	3,935 *

*Includes Adventist Risk Mgmt., Inc., which achieved General Conference institutional status in 1996.

**2016 health institutions statistics repeated for 2017.

GENERAL SURVEY OF ORGANIZATIONS

Table 11

Year	Union Conferences and Missions	Local Conferences and Missions	Churches	Primary Schools	Institutions	Total Organizations
1863	6	125	...	1	132
1870	11	179	...	2	192
1880	32	640	...	5	677
1890	42	1,016	...	15	1,073
1900	2	87	1,892	220	65	2,266
1910	23	193	2,769	594	188	3,767
1920	46	301	4,541	966	183	6,037
1930	71	430	6,741	2,077	399	9,718
1940	69	330	8,924	2,752	521	12,596
1950	80	370	10,237	4,277	521	15,485
1960	74	356	12,975	4,463	678	18,546
1970	75	379	16,505	4,045	927	21,931
1980	80	377	21,555	4,127	1,451	27,590
1990	87	451	31,654	4,267	1,632	38,091
2000	92	489	48,987	4,809	2,072	56,449
2010	119	585	70,188	5,813	2,648	79,353
2018	137	698	88,718	6,106	3,573	99,232
2019	137	716	91,140	6,611	3,935	102,539

Note—As of 2008, 'Unions of Churches' are being counted as unions, no longer as local conferences.

HEALTHCARE INSTITUTIONS

Table 10

Year	Institutions			Total Employees
	Hospitals and Sanitariums	Clinics and Dispensaries	Nrsng Homes, Retirement Centers, Orphanages, Children's Homes	
1880	2	165
1920	33	8	...	2,225
1940	90	68	...	6,184
1960	108	102	30	13,429
1980	153	266	80	54,941
1990	154	322	71	57,411
2000	174	393	158	85,307
2010	173	216	168	112,578
2013	173	294	160	121,440
2014	175	385	169	122,795
2015	180	441	142	123,123*
2016	198	329	154	121,592
2017**
2018	211	440	132	142,595
2019	227	673	148	143,916

*Revised. **No Report.

COUNT OF UNIONS, CONFERENCES, AND LOCAL FIELDS

Table 12

DIVISION	Union Conferences	Union Missions	Union of Churches Conferences	Union of Churches Missions	Local Conferences	Local Missions
East-Central Africa	3	8	20	47
Euro-Asia	2	3	2	2	17	12
Inter-American	11	12	...	1	101	51
Inter-European	6	...	5	...	21	...
North American	9	57	2
Northern Asia-Pacific	2	8	3
South American	4	10	...	2	54	31
South Pacific	2	2	12	18
Southern Africa-Indian Ocean	9	3	34	15
Southern Asia	7	8	40
Southern Asia-Pacific	4	5	15	47
Trans-European	7	...	4	...	19	6
West-Central Africa	4	6	52	21
Attached to General Conf.	2	1	4
World Total 2019	63	58	11	5	419	297
World Total 2018	63	58	11	5	405	293
Group Totals 2019	137	716	...
Group Totals 2018	137	698	...

BROADCAST MINISTRIES

Table 13

Year	AM/FM and Internet Radio Stations Owned and Operated by SDA Church		No. of Hours Broadcast	TV Channels (Including Internet) Owned and Operated by SDA Church		No. of Hours Broadcast Annually "Purchased" on Other TV Stations	Media Centers /Production Studios						Adventist World Radio (AWR)			
	No. of Radio Stations	No. of Hours Broadcast Annually (SDA owned)		No. of TV Stations/Channels	No. of Hours Broadcast Annually (SDA Owned)		No. of Media Centers/Production Studios	No. of Languages Produced	Radio Programs: No. of Hours Produced Annually	No. of Audio Podcasts Published on the Internet Annually	TV Programs: No. of Hours Produced Annually	No. of TV Podcasts Published on the Internet Annually	No. of Broadcast Languages	No. Hours Broadcast Annually	No. of Radio Programs Produced Annually	No. of Audio Podcast Downloads
1960	1,389*	184*
1970	4,476*	435*
1980	3,328	343
1990	1,227	143
2000	3,456	4,372*
2010	710	775	70	36,297	19,674
2016	1,160	4,026,233	579,909	654	578,122	128,422	155	212	157,048	43,602,273	147,583	993,451	83	95,315	26,984	6.1 billion
2017	1,446	4,217,877	90,194	950	609,664	119,117	183	235	308,135	45,801,631	164,040	1,606,394	79	32,111	28,756	data unavailable
2018	1,541	4,838,328	96,897	1,109	551,542	129,461	241	279	272,860	2,205,984	73,493	29,624	81	32,062	30,495	data unavailable
2019	1,496	6,946,018	103,329	1,016	4,019,329	113,780	223	305	275,391	50,437	60,058	35,590	83	32,047	33,221	data unavailable

*Includes number of broadcasts per week.

Note—NAD did not report in 2010.

STATISTICAL REPORT

SABBATH SCHOOL AND PERSONAL MINISTRIES

Table 14

Year	Bible School Enrollments	Bible School Graduates	Lay Crusades/ Seminars	Lay Bible Studies	Baptisms*	Pieces of Literature Distributed	Community Services Units	Ingathering Funds	Sabbath Schools +	Sabbath School Attendance ++	Percent of Church Membership	Investment Offerings	Sabbath School Mission Offerings	SS Mission Offerings as Percent of Tithe	
													US\$	US\$	
1880	451	11,821	75.92%	...	2,784	4.50%	
1890	1,414	33,783	113.71%	...	28,643	12.71%	
1900	2,334	50,804	67.05%	...	46,794	9.17%	
1910	96,964**	4,151	101,161	96.78%	...	138,038	10.31%	
1920	19,683	686,700	6,151	195,663	105.51%	...	1,441,962	20.04%	
1930	28,536	1,290,854	9,966	382,743	121.79%	67,367	1,870,343	30.02%	
1940	36,289	1,326,120	14,817	618,507	122.54%	108,350	1,765,277	21.87%	
1950	68,510	4,125,463	16,694	952,229	125.82%	401,419	4,828,091	17.41%	
1960	277,344	92,142	90,404	7,274,440	22,617	1,682,983	135.17%	786,242	8,162,705	13.80%	
1970	486,235	161,467	157,766	10,598,152	30,601	2,607,713	127.09%	2,255,554	14,420,872	11.63%	
1980	700,777	314,146	52,877	9,184,988	193,783	16,356,170	41,906	4,144,386	119.07%	4,704,254	34,564,983	8.67%	
1990	290,736	166,527	141,239	11,586,376	215,407	32,271,391	16,698	15,616,983	76,323	8,011,268	119.66%	4,640,765	40,388,328	6.12%	
2000	1,092,963	481,160	202,263	9,308,661	486,378	74,023,800	135,787	9,622,709	120,865	14,513,424	124.18%	4,405,364	44,986,478	4.11%	
2010	584,728	198,034	251,691	5,558,014	514,734	59,354,723	116,966	11,067,178	140,694	19,368,905	114.45%	4,141,977	61,362,489	3.01%	
2016	449,445	173,781	195,029	2,608,240	736,447	111,475,085	483,636	7,804,576	...	6,730,428	...	6,404,364	75,667,682	3.30%	
2017	521,253	221,616	367,306	2,992,718	801,315	62,040,037	4,832,586	8,857,088	...	6,997,949	...	6,513,988	79,852,865	3.25%	
2018	565,980	259,512	293,962	3,893,930	1,040,497	68,916,031	686,382	9,400,268	...	8,194,315	...	4,951,876	77,982,664	3.08%	
2019	397,774	115,195	332,410	3,732,469	964,582	50,739,991	328,240	9,220,641	...	8,406,310	...	6,285,263	69,718,544	2.81%	
Total Ingathering Funds 1908-2019									US \$		787,091,555				

*Persons baptized as a direct result of outreach by lay members. **1908-1910. +Beginning with 2011, number of Sabbath Schools are no longer collected. ++In 2012, Sabbath School Membership was changed to Sabbath School Attendance. Since that time the reporting has been incomplete.

EDUCATION

Table 15

Year	Tertiary Institutions			Worker Training Institutions			Secondary Schools			Primary Schools		
	Institutions	Teachers	Enrollment	Institutions	Teachers	Enrollment	Schools	Teachers	Enrollment	Schools*	Teachers	Enrollment*
1880	1	14	52	5	353	2	3	99
1900	8	100	1,590	18	134	810	220	250	5,000
1920	19	1,020 +	1,616	40	...	7,924	966	1,273	28,555
1930	31	1,794 +	4,124	70	...	10,524	2,077	2,547	78,533
1940	35	2,782 +	6,989	90	...	12,196	2,752	3,752	107,576
1950	47	3,881 +	15,502	126	...	20,382	4,277	6,108	187,922
1960	51	1,305	16,513	309	3,456	43,041	4,463	8,437	235,887
1970	77	1,917	24,540	398	4,392	60,952	4,045	10,235	286,600
1980	76	3,619	32,882	... +	... +	... +	806 +	6,156 +	111,927 +	4,127	16,079	494,488
1990	76	3,407	42,562	32	...	2,913	887	10,662 +	150,540	4,267	27,259	540,647
2000	94	4,648	65,589	35	419	8,868	1,126	17,492	257,937	4,809	33,367	732,698
2010	111	11,289	131,516	59	694	8,862	1,823	30,805	494,324	5,813	44,057	1,034,052
2016	115	14,384	145,024	50	603	5,757	2,424	39,370	603,211	5,915	54,282	1,200,880
2017	116	14,212	148,373	52	834	7,214	2,419	36,592	595,848	5,943	55,331	1,183,337
2018	118	13,694	167,739	34	536	7,350	2,539	40,766	576,456	6,106	51,035	1,130,026
2019	118	14,791	162,335	37	557	7,263	2,632	42,536	634,435	6,611	53,949	1,240,862

*Prior to 1996, figures were based on Department of Education and conference or mission secretaries' reports. +Separate figures for tertiary institutions, worker training institutions, and secondary schools were not available.

MISSIONARIES

Table 16

Year	New Missionary Arrivals*						Missionaries Currently Serving						ISE Permanent Returnees ****
	ISE Appointees **	ISE Unassigned Spouses	Adventist Volunteer Service***	Global Mission Pioneers+	Other Missionaries **	Total	ISEs ***	ISE Unassigned Spouses	Adventist Volunteer Service***	Global Mission Pioneers+	Other Missionaries **	Total	
1958	266	266	266	...
1960	270	270	3	273	...
1970	470	470	125	595	...
1980	356	356	1,388	...	763	2,151	326
1990	369	369	1,089	...	1,087	2,176	279
2000	169	...	518	687	1,138	...	1,526	2,664	135
2010	107	...	719	98	...	924	860	...	1,358	1,142	...	3,360	109
2016	84	24	821	...	910	1,839	670	149	1,289	1,047	1,769	4,924	105
2017	61	19	617	...	749	1,446	664	143	1,108	1,241	1,914	5,070	96
2018	49	15	1,181	...	647	1,892	630	133	1,693	1,483	2,390	6,329	110
2019	59	9	1,528	...	1,788	3,384	634	121	2,020	1,612	2,973	7,360	71

*Includes intradivision (where divisions have defined mission territories) and interdivision arrivals. **New ISEs (International Service Employees) and spouses employed this year. Unassigned spouses were included in this column until 2013. ***Adventist Youth Services are included. Figures for years 1960 to 1990 reflect new AVS arrivals. Figures for 2000 onward reflect AVS currently serving. ****Initial Permanent Returnees only. +Global Mission Pioneers remain in their own country. ++Other Missionaries include: Tentmakers, Contract Workers (working in a foreign country, but not ISEs), 1000 Missionary Movement Workers, Pioneer Missionary Movement Workers, One Year in Mission Workers, Waldensian Students, and other Intra-Division and Inter-Union Workers where not already reported in the AVS database. +++ISEs and spouses currently employed. Unassigned spouses were included in this count until 2013.

GENERAL STATISTICS

DENOMINATIONALLY EMPLOYED WORKERS CLASSIFIED BY TYPE OF EMPLOYMENT 2019

Table 17

Organization	General Employees															Institutional Employees				
	Evangelistic and Pastoral Employees						Administrative, Promotional, Office, and Miscellaneous Employees						Primary School Teachers			Bible Instructors		Tertiary Inst., Worker Training Inst., and Secondary School Teachers		
	Ordained		Licensed		Other		Ordained		Other											
	FT	PT	FT	PT	FT	PT	FT	PT	FT	PT	C	FT	PT	C	FT	PT	FT	PT	C	
General Conference	10	88	...	3,002	110	363	9	260	1	11	
East-Central Africa	1,807	...	886	...	255	89	144	...	3,049	158	149	1,439	260	180	10	2	1,658	77	233	
Euro-Asia	525	3	377	1	90	33	113	1	550	138	13	167	26	7	171	42	1	
Inter-American	1,785	...	1,340	...	283	...	537	...	2,893	81	79	3,290	676	28	182	16	3,679	1,425	82	
Inter-European	599	6	193	12	115	6	345	1	652	208	39	119	55	24	10	2	87	82	40	
North American	2,980	70	710	55	559	575	388	7	3,061	3,047	1,425	2,857	863	615	31	107	1,956	295	287	
Northern Asia-Pacific	704	...	151	1	40	1	78	...	190	21	1	277	43	...	5	10	971	37	...	
South American	2,743	...	947	...	26	...	736	...	17,764	10,884	675	...	7,747	
South Pacific	789	17	445	2	288	76	151	2	1,286	576	472	1,997	293	402	18	16	1,168	300	374	
Southern Africa-Indian Ocean	820	...	444	...	259	56	345	...	1,156	181	41	465	10	...	22	...	698	289	...	
Southern Asia	396	...	250	...	437	...	178	...	940	1,496	176	...	1,503	
Southern Asia-Pacific	1,341	...	809	22	451	87	373	...	1,547	28	174	2,535	226	258	68	...	2,792	317	22	
Trans-European	329	13	52	1	218	34	59	3	229	56	1	51	20	2	30	2	104	38	10	
West-Central Africa	869	3	411	8	645	16	110	...	800	138	60	431	112	576	17	...	2,776	409	328	
Attached Fields:																				
Chinese Union Mission	157	...	31	...	5,214	...	2	...	67	400	18	3	
Middle East and North Africa Union	27	...	14	...	72	10	13	1	54	20	...	22	2	48	12	6	
Israel Field	4	...	1	...	2	...	2	...	3	
World Totals 2019	15,885	112	7,061	102	8,954	983	3,662	15	37,243	4,762	2,817	26,039	2,586	2,092	1,244	155	26,018	3,342	1,397	
World Totals 2018	15,481	154	7,202	109	8,865	881	3,570	20	30,939	4,999	2,731	26,781	2,122	1,741	927	110	26,016	1,915	1,309	

*Employees of Adventist Risk Management, Incorporated. Literature Evangelists in this table are credentialed and licensed, interns, and part time.

DENOMINATIONALLY EMPLOYED WORKERS CLASSIFIED BY CREDENTIALS CARRIED 2019

Table 18

Organization	Ministerial Credential			Commissioned Minister Credential		Commissioned Ministry of Teaching Credential		Administrative Ministries Credential		Missionary Credential			Ministerial License	
	Active		Honorary/ Emeritus	FT	PT	FT	PT	FT	PT	Active		Honorary/ Emeritus	FT	PT
	FT	PT								FT	PT			
General Conference	182	...	88	9	...	298	...	174	...	1,360	23	...	23	6
East-Central Africa	1,978	...	1,538	354	...	1,413	...	210	...	1,825	1,103	...
Euro-Asia	651	4	295	21	5	73	7	101	14	114	13	339	389	2
Inter-American	2,434	...	678	88	1	1,288	...	76	...	3,763	6	768	1,482	...
Inter-European	986	11	637	76	7	83	11	40	7	424	105	87	197	17
North American	3,528	86	1,887	204	11	2,764	60	541	18	2,141	176	89	879	67
Northern Asia-Pacific	884	2	270	11	...	115	...	9	...	683	6	200	169	1
South American	3,684	...	507	1,782	...	673	1,079	...
South Pacific	969	19	323	69	7	1,604	202	116	10	548	52	1	471	17
Southern Africa-Indian Ocean	1,221	...	453	78	...	461	...	77	...	1,502	2	...	563	...
Southern Asia	585	...	458	51	...	375	...	15	...	416	272	...
Southern Asia-Pacific	1,877	2	338	7,291	8	...	940	22
Trans-European	410	17	287	56	9	31	38	64	4	191	43	128	67	4
West-Central Africa	1,051	3	22	177	...	800	...	112	2	1,400	6	...	610	103
Attached Fields:														
Chinese Union Mission	164	...	8	27	54	35	...
Middle East and North Africa Union	47	1	4	1	...	19	1	13	...	39	10	...	18	1
Israel Field	6	2	1	...
World Totals 2019	20,657	145	7,793	1,222	40	9,324	319	1,548	55	23,535	450	2,285	8,298	240
World Totals 2018	20,250	184	7,524	951	39	9,768	469	1,640	35	22,969	543	1,587	8,077	219

STATISTICAL REPORT

DENOMINATIONALLY EMPLOYED WORKERS CLASSIFIED BY TYPE OF EMPLOYMENT 2019 (CONT'D)

Institutional Employees (Cont'd)																		Total Active Employees				All Literature Evangelists		
Others in Educational Institutions			Food Industry Employees			Hospital and Sanitarium Employees			Others in Healthcare Institutions			Media Center Employees			Publishing House and Branch Employees			Other Institutional Employees*		All Full Time Employees	All Part Time Employees		All Casual Employees	Total Active Employees
FT	PT	C	FT	PT	C	FT	PT	C	FT	PT	C	FT	PT	C	FT	PT	FT	PT						
1,934	348	1,967	7,428	1,056	680	29	2	2	4	87	...	12,849	1,517	3,025	17,391	...
536	113	78	428	64	59	219	57	30	83	14	12	97	...	27	...	10,611	834	768	12,213	6,350	
104	20	9	63	40	10	16	120	21	67	63	12	2,359	337	107	2,803	503	
2,450	287	10	784	196	...	1,775	123	36	97	5	58	74	8	3	135	...	1	...	19,304	2,817	297	22,418	1,565	
47	14	81	32	...	90	290	7	66	24	14	55	11	2,459	743	124	3,326	222	
1,663	784	405	97,598	1,478	2,200	3,992	290	142	130	30	32	126	13	5	...	116,051	7,614	5,111	128,776	89	
112	52	...	390	32	...	3,191	255	82	469	484	...	26	70	6,674	936	83	7,693	301	
9,207	1,684	7,388	262	630	871	61,564	61,564	1,522	
246	101	94	886	147	228	13	947	1,780	1,033	55	5	6	18	3	9	...	8,307	3,318	2,618	14,243	548	
542	86	104	1	1,168	8	...	337	36	23	11	100	6,393	653	156	7,202	3,989	
864	718	95	20	43	7,116	7,116	265	
1,248	13	4	6,431	397	297	675	8	36	36	3	1	223	1	18,529	1,102	792	20,423	4,403	
58	20	2	46	10	...	122	72	10	14	4	...	46	8	...	3	2	1,361	283	25	1,669	41
19	266	...	40	42	3	...	3	3	...	64	6,453	692	1,004	8,149	1,133	
...	1,549	35	223	5	7,425	53	226	7,704	...	
15	43	1	10	318	46	6	370	...	
...	12	12	...	
19,045	1,838	2,673	3,788	376	228	128,143	3,498	3,627	7,392	2,989	1,316	1,308	135	146	1,913	50	46	90	2	287,785	20,945	14,342	323,072	20,931
23,223	1,741	3,128	4,075	336	...	129,919	1,925	1,450	12,065	2,666	1,056	1,330	119	93	2,039	51	56	264	2	292,696	17,150	11,564	321,410	21,591

DENOMINATIONALLY EMPLOYED WORKERS CLASSIFIED BY CREDENTIALS CARRIED 2019 (CONT'D)

Commissioned Minister License		Commissioned Ministry of Teaching License		Administrative Ministries License		Missionary License		All Other Employees (Employees with no credential or license)			Total Active Employees			All Active Employees	Literature Evangelists Cred. and License	Honorary/ Emeritus Credential
FT	PT	FT	PT	FT	PT	FT	PT	FT	PT	Casual	FT	PT	Casual			
3	...	14	...	34	1	362	...	10,390	1,487	3,025	12,849	1,517	3,025	17,391	...	94
257	...	1,020	...	59	...	673	...	1,719	834	768	10,611	834	768	12,213	1,886	1,538
1	3	226	52	22	14	31	7	730	216	107	2,359	337	107	2,803	35	676
42	6	558	...	8	...	2,494	114	7,071	2,690	297	19,304	2,817	297	22,418	542	1,601
57	8	24	48	11	3	178	32	383	494	124	2,459	743	124	3,326	134	774
103	14	864	33	197	10	1,158	281	103,672	6,858	5,111	116,051	7,614	5,111	128,776	38	2,151
...	...	16	...	7	...	1,351	4	3,429	923	83	6,674	936	83	7,693	44	470
...	615	...	54,404	61,564	61,564	259	1,244
78	5	1,271	87	50	6	429	105	2,702	2,808	2,618	8,307	3,318	2,618	14,243	129	342
67	...	173	7	48	1	748	12	1,455	631	156	6,393	653	156	7,202	708	453
6	...	609	...	1	...	2,061	...	2,725	7,116	7,116	160	840
...	2,769	57	5,652	1,013	792	18,529	1,102	792	20,423	776	338
46	6	15	5	17	4	134	27	330	126	25	1,361	283	25	1,669	27	470
68	...	327	...	17	1	527	15	1,364	562	1,004	6,453	692	1,004	8,149	399	22
...	5,433	...	1,712	53	226	7,425	53	226	7,704	...	8
1	...	2	1	35	12	143	20	6	318	46	6	370	...	4
...	1	...	2	12	12
729	42	5,119	233	471	40	18,999	666	197,883	18,715	14,342	287,785	20,945	14,342	323,072	5,137	11,025
747	42	4,720	208	411	28	19,511	667	203,652	14,716	11,564	292,696	17,150	11,564	321,410	4,890	9,719

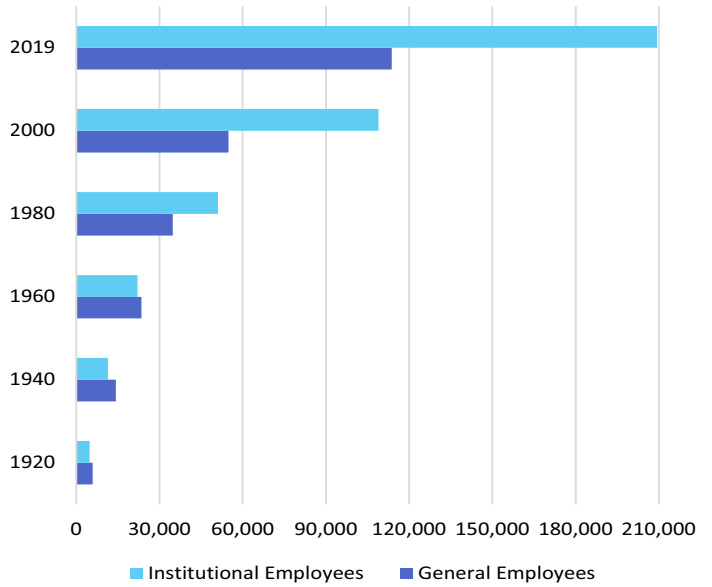
GENERAL STATISTICS

GENERAL AND INSTITUTIONAL EMPLOYEES Table 19

Year	General Employees	Institutional Employees	Full Time Employees	Part Time Employees	Casual Employees	Total Active Employees
1863	30	30
1870	72	72
1880	260	260
1900	1,500	1,500
1920	5,896	4,853	10,749
1930	10,599	7,926	18,525
1940	14,270	11,438	25,708
1950	20,274	14,860	35,134
1960	23,479	22,091	45,570
1970	26,092	35,892	61,984
1980	34,814	51,025	85,839
1990	41,876	75,294	117,170
2000	54,843	108,912	163,755
2010	75,053	138,713	213,766
2015	95,483	191,638	264,695	13,815	8,611	287,121
2018	106,632	214,778	292,696	17,150	11,564	321,410
2019	113,712	209,360	287,785	20,945	14,342	323,072

Note—Prior to 1970, honorary employees were included. No Literature Evangelists are included.

Chart 11 General vs. Institutional Employees



ADVENTIST DEVELOPMENT AND RELIEF AGENCY (ADRA)

The Adventist Development and Relief Agency (ADRA) acts as the humanitarian arm of the Seventh-day Adventist Church and is active in over 118 countries, broken down into the nine regions below. In 2019, ADRA had 1,180 projects to the value of over \$270 million, supporting almost 14 million people.

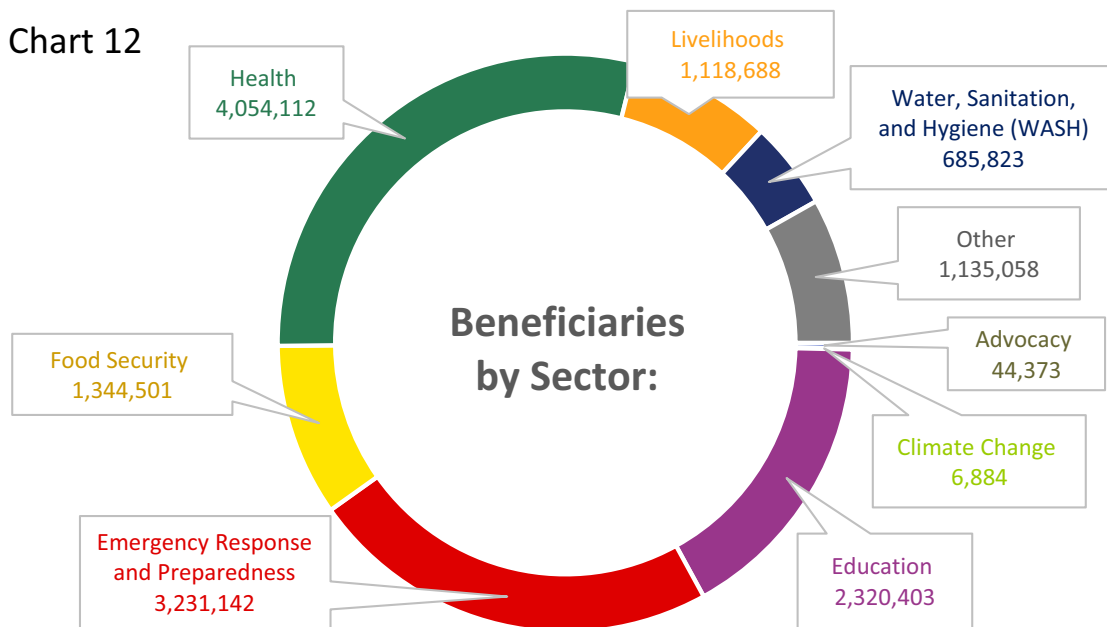
2019 Annual Statistical Report Table 20

Region/Division	Projects	Beneficiaries	Total Budget US\$
Africa Region	373	7,731,136	115,906,028
Asia Region	212	3,709,638	36,844,981
Euro-Asia Division	62	275,885	8,970,238
Europe Region	102	265,939	10,222,755
Inter-American Division	30	62,649	4,616,771
Middle East and North African Union	72	826,915	76,256,229
North American Division	15	1,669	1,722,073
South American Division	264	912,163	60,185,078
South Pacific Division	50	154,989	7,492,349
Totals	1,180	13,940,983	322,216,502

Network Statistics Table 21

Sectors	Projects	Beneficiaries	Total Budget US\$
Advocacy	26	44,373	3,363,815
Climate Change/Environment	27	6,884	3,668,235
Education	207	2,320,403	44,950,223
Emergency	236	3,231,142	31,517,203
Food Security	101	1,344,501	69,322,277
Health	133	4,054,112	27,832,836
Livelihood	131	1,118,688	29,817,333
Water and Sanitation	38	685,823	9,330,994
Other	282	1,135,058	102,413,584
Totals	1,180	13,940,983	322,216,502

Chart 12



Chapter 3 - Membership

Conference or Mission	Churches, Companies, and Church Membership															6	16
	2a	2b	3a	3b	4a	4a2	4b	4c	4d	5a	5b	5c	5d	5e			
	Churches	Companies	Church Attendance Average	Church Membership at Beginning of Year	Members Added					Members Subtracted					Church Membership at End of Year		
Baptisms					Former Members' Baptisms	Professions of Faith	Letters Received	Adjustments	Letters Granted	Deaths	Dropped	Missing	Adjustments				
EAST-CENTRAL AFRICA DIVISION																	
1 BURUNDI UNION MISSION
2 East Burundi Field	110	150	6,804	25,083	405	4	1	12	25,471	7,035
3 North Burundi Field	106	135	7,473	38,673	2,413	54	14	130	...	293	75	796	48	40,072	7,557
4 North-West Burundi Field	200	114	16,938	101,768	2,445	277	130	1,539	...	1,916	206	1,616	127	102,294	16,342
5 South-West Burundi Field	59	103	4,604	20,372	492	...	1	4	...	15	3	3	53	20,795	4,592
Totals	475	502	35,818	185,896	5,755	331	145	1,673	...	2,228	285	2,427	228	188,632	35,525
6 EAST CONGO UNION MISSION
7 East Kasai Field	65	84	40,716	19,895	3,199	133	41	63	189	22,668	44,972
8 East Katanga Mission	57	67	13,888	13,916	1,336	8	...	28	...	85	51	38	82	15,032	14,735
9 North Katanga Field	51	76	17,054	16,678	1,104	33	15	48	69	45	25	17,643	17,457
10 South Katanga Field	121	180	49,786	49,221	2,927	115	91	54	...	70	83	86	87	52,082	50,778
11 West Katanga Field	25	39	12,152	11,959	1,112	11	5	9	...	14	35	52	124	12,871	12,671
Totals	319	446	133,595	111,669	9,678	167	96	91	15	350	279	284	507	120,296	140,612
12 EAST KENYA UNION CONFERENCE
13 Central Kenya Conference	1,209	1,069	116,285	132,678	10,029	2,783	239	6,518	...	6,278	81	600	1,510	143,778	105,583
14 Central Rift Valley Conference	578	226	57,461	58,527	4,022	77	21	183	...	125	44	102	146	62,413	44,508
15 Kenya Coast Field	212	323	32,687	27,726	1,465	...	2	70	...	2	3	3	62	29,193	33,211
16 Nyamira Conference	673	159	114,411	159,332	12,348	128	262	2,535	...	2,998	565	1,671	944	168,427	55,725
17 South Kenya Conference	396	55	75,345	196,848	4,996	...	230	180	...	73,012	291	393	424	128,134	29,585
18 South-East Kenya Field	450	211	55,209	...	10,330	80	57	73,113	...	999	242	2,228	1,101	79,010	30,791
Totals	3,518	2,043	451,397	575,111	43,190	3,068	811	82,599	...	83,414	1,226	4,997	4,187	610,955	299,402
19 ETHIOPIAN UNION MISSION
20 Central Ethiopia Field	78	73	7,697	9,415	1,263	...	40	76	21	66	42	11	...	10,502	6,750
21 Gambella Field Station	36	15	8,786	12,639	4,979	15	17,603	8,843
22 North Ethiopia Field	7	4	159	428	29	4	453	143
23 Northwest Ethiopia Field	16	7	1,750	2,537	95	10	2,622	771
24 South Central Ethiopia Field	197	108	21,474	36,142	4,012	...	297	84	...	55	152	64	38	40,226	21,779
25 South East Ethiopia Field	72	51	6,629	8,322	1,868	17	10,173	6,407
26 South Ethiopia Field	173	73	24,574	28,308	3,995	...	180	9	135	69	24	32,246	10,863
27 South West Ethiopia Field	67	51	8,878	6,438	944	7,382	8,616
28 West Central Ethiopia Field	63	46	14,182	13,280	1,553	...	86	3	45	8	3	14,860	13,602
29 West Ethiopia Conference	289	42	72,661	67,037	4,759	120	71,676	72,110
Totals	998	470	166,789	184,546	23,497	...	603	84	...	143	519	207	107	11	...	207,743	149,883
30 NORTH EAST CONGO UNION MISSION
31 Central Kivu Field	447	148	48,400	98,212	5,966	269	...	138	...	158	158	365	273	103,631	59,210
32 Kibali Ituri Mission	80	233	5,327	12,336	715	33	10	153	...	73	32	113	110	12,919	4,834
33 Maniema Mission	29	34	7,766	7,574	370	79	...	28	...	96	74	24	31	7,826	6,791
34 North Kivu Field	324	194	66,013	56,908	2,556	138	3	1,594	...	1,662	238	650	58,649	44,100
35 South Kivu Field	205	106	26,899	32,816	2,474	113	6	541	...	395	58	295	116	35,086	28,799
36 Upper Congo Field	105	163	18,384	20,682	994	9	...	1,094	...	48	55	35	11	22,630	17,586
Totals	1,190	878	172,788	228,528	13,075	641	19	3,548	...	2,432	615	1,482	541	240,741	161,319
37 NORTHERN TANZANIA UNION CONF
38 Mara Conference	493	267	58,753	173,861	11,456	863	72	1,458	...	1,644	466	816	150	184,634	69,749
39 North-East Tanzania Conference	462	285	81,419	84,761	5,995	612	31	3,687	...	4,348	243	597	89,898	79,175
40 South Nyanza Conference	862	690	127,266	219,282	31,127	970	...	1,417	...	2,256	600	1,064	248,876	115,184
41 Western Tanzania Conference	484	390	46,121	83,444	6,617	240	65	1,886	...	2,598	105	206	18	89,325	43,384
Totals	2,301	1,632	313,558	561,348	55,195	2,685	168	8,448	...	10,846	1,414	2,683	168	612,733	307,491
42 RWANDA UNION MISSION
43 Central Rwanda Field	257	43	90,974	130,755	5,699	529	7	94	...	141	152	126	136,665	69,566
44 East Central Rwanda Conference	220	134	95,439	146,983	8,885	126	24	593	...	318	64	41	11	156,177	91,639
45 North Rwanda Conference	291	76	97,915	132,731	7,029	71	2	43	...	16	63	25	139,772	103,395
46 North-East Rwanda Field	135	111	53,908	76,461	6,142	...	6	12	...	2	82,619	48,678
47 North-West Rwanda Field	225	61	65,791	104,745	7,063	19	...	8	...	50	108	37	111,640	62,631
48 South Rwanda Field	245	75	55,615	117,361	4,988	124	...	101	...	70	52	56	15	122,381	57,106
49 South-East Rwanda Field	188	95	54,593	104,280	8,286	9	1	27	...	79	75	35	18	112,396	61,571
50 West Rwanda Field	320	77	66,469	106,786	4,748	79	3	64	...	142	73	120	28	1	...	111,316	64,037
Totals	1,881	672	580,702	920,102	52,840	957	43	942	...	818	587	440	72	1	...	972,966	558,620
51 SOUTHERN TANZANIA UNION MISSION
52 Central Tanzania Field	242	189	15,638	...	2,264	...	80	28,611	...	808	70	220	12	29,845	16,643
53 East-Central Tanzania Conference	261	208	35,533	64,020	5,718	53	130	2,217	...	14,967	106	622	1	56,442	34,595
54 South-East Tanzania Conference	168	170	19,113	47,550	4,269	9	45	1,324	...	1,346	98	176	5	51,572	20,190
55 Southern Highlands Conference	390	446	52,297	60,482	5,751	272	87	1,981	...	18,457	346	844	48,926	55,456
Totals	1,061	1,013	122,581	172,052	18,002	334	342	34,133	...	35,578	620	1,862	18	186,785	126,883
56 UGANDA UNION MISSION
57 Central Uganda Conference	452	708	199,295	229,250	12,000	9	241,241	199,295
58 Eastern Uganda Field	180	461	35,833	33,381	1,471	4	5	13	132	46	56	5	14	34,885	32,445

STATISTICAL REPORT FOR 2019

Conference or Mission	Churches, Companies, and Church Membership															
1	2a	2b	3a	3b	4a	4a2	4b	4c	4d	5a	5b	5c	5d	5e	6	16
Conference or Mission	Churches	Companies	Church Attendance Average	Church Membership at Beginning of Year	Members Added					Members Subtracted					Church Membership at End of Year	Sabbath School Attendance Average
					Baptisms	Former Members' Baptisms	Professions of Faith	Letters Received	Adjustments	Letters Granted	Deaths	Dropped	Missing	Adjustments		

EAST-CENTRAL AFRICA DIVISION (CONT'D)

UGANDA UNION MISSION (CONT'D)																
59 Northern Uganda Field	78	219	7,337	25,956	1,320	33	...	35	45	107	27,122	7,346
60 Rwenzori Field	253	211	25,188	51,552	2,299	101	8	181	273	352	117	187	256	44	53,458	32,830
61 Southwestern Uganda Field	103	282	17,353	27,717	1,356	17	...	69	2	119	50	116	31	25	28,820	18,332
62 Western Uganda Field	159	448	28,532	35,993	1,709	4	3	37,703	28,177
Totals	1,225	2,329	313,537	403,849	20,155	122	13	300	407	552	280	415	301	69	423,229	318,424
WEST CONGO UNION MISSION																
63 Central Kasai Field	372	202	84,884	151,333	6,089	11	29	89	...	102	182	304	459	...	156,504	88,024
65 Congo Equatorial Field	7	34	2,260	2,450	149	6	38	23	...	1	12	16	45	...	2,592	2,304
66 Lower Congo Field	7	29	276	3,523	223	1	18	14	32	31	...	3,652	317
67 West Congo Field	52	56	10,344	24,810	1,176	2	...	7	...	24	50	112	149	...	25,660	9,837
68 West Kasai Field	225	192	89,443	133,749	4,067	42	168	23	725	...	136,942	95,618
Totals	663	513	187,207	315,865	11,704	62	67	119	...	145	426	487	1,409	...	325,350	196,099
WEST KENYA UNION CONFERENCE																
70 Central Nyanza Conference	386	170	63,430	66,827	6,388	72	3	2,294	288	2,267	276	165	...	1,113	72,051	23,280
71 Greater Rift Valley Conference	631	514	87,848	69,333	9,884	259	1,759	3,104	...	3,166	182	2,040	4,451	...	74,500	66,542
72 Kenya Lake Conference	647	142	53,625	87,625	3,006	4	...	48	...	5	54	16	90,608	29,559
73 Lake Victoria Field	571	165	43,201	78,864	4,620	41	73	44	1	55	117	222	180	12,078	70,991	31,150
74 North West Kenya Conference	532	625	41,510	49,216	3,846	34	206	4,602	...	4,633	54	653	298	...	52,266	23,806
75 Ranen Conference	527	215	50,549	112,173	5,160	30	41	750	...	592	157	301	20	20,999	96,085	40,722
Totals	3,294	1,831	340,163	464,038	32,904	440	2,082	10,842	289	10,718	840	3,397	4,949	34,190	456,501	215,057
ATTACHED FIELDS																
77 Eritrea Mission Field	3	12	...	526	526	...
SOUTH SUDAN ATTACHED TERRITORY																
79 Greater Bahr el Ghazal Field	12	49	7,369	9,899	2,568	3	12,464	7,509
80 Greater Equatoria Field	38	74	17,375	17,281	3,244	4	1	20,528	19,478
81 Greater Upper Nile Field	34	53	16,277	12,677	4,303	...	31	1	...	507	5	57	16,443	16,593
Totals	84	176	41,021	39,857	10,115	...	31	5	...	507	9	57	49,435	43,579
Attached Fields Totals	87	188	41,021	40,383	10,115	...	31	5	...	507	9	57	49,961	43,579
EAST-CENTRAL AFRICA DIVISION																
82 Burundi Union Mission	475	502	35,818	185,896	5,755	331	145	1,673	...	2,228	285	2,427	228	...	188,632	35,525
84 East Congo Union Mission	319	446	133,595	111,669	9,678	167	96	91	15	350	279	284	507	...	120,296	140,612
85 East Kenya Union Conference	3,518	2,043	451,397	575,111	43,190	3,068	811	82,599	...	83,414	1,226	4,997	4,187	...	610,955	299,402
86 Ethiopian Union Mission	998	470	166,789	184,546	23,497	...	603	84	...	143	519	207	107	11	207,743	149,883
87 North East Congo Union Mission	1,190	878	172,788	228,528	13,075	641	19	3,548	...	2,432	615	1,482	541	...	240,741	161,319
88 Northern Tanzania Union Conference	2,301	1,632	313,558	561,348	55,195	2,685	168	8,448	...	10,846	1,414	2,683	168	...	612,733	307,491
89 Rwanda Union Mission	1,881	672	580,702	920,102	52,840	957	43	942	...	818	587	440	72	1	972,966	558,620
90 Southern Tanzania Union Mission	1,061	1,013	122,581	172,052	18,002	334	342	34,133	...	35,578	620	1,862	18	...	186,785	126,883
91 Uganda Union Mission	1,225	2,329	313,537	403,849	20,155	122	13	300	407	552	280	415	301	69	423,229	318,424
92 West Congo Union Mission	663	513	187,207	315,865	11,704	62	67	119	...	145	426	487	1,409	...	325,350	196,099
93 West Kenya Union Conference	3,294	1,831	340,163	464,038	32,904	440	2,082	10,842	289	10,718	840	3,397	4,949	34,190	456,501	215,057
94 Attached Fields	87	188	41,021	40,383	10,115	...	31	5	...	507	9	57	49,961	43,579
DIVISION TOTALS	17,012	12,517	2,859,153	4,163,387	296,110	8,807	4,420	142,784	711	147,731	7,100	18,738	12,487	34,271	4,395,892	2,552,894

EURO-ASIA DIVISION

1 BELARUS UNION OF CHURCHES CONF	66	28	3,603	3,834	67	36	...	85	31	73	3,748	3,469
2 CAUCASUS UNION MISSION																
3 Kubano-Chernomorskaya Conference	57	29	2,175	3,060	76	1	1	123	...	104	45	62	4	3	3,043	2,095
4 North Caucasus Mission	38	22	1,440	2,176	44	1	24	28	1	58	37	22	2	7	2,148	1,431
5 Rostov-Kalmykia Conference	39	17	1,600	2,436	29	2	2	66	...	69	49	39	1	...	2,377	1,559
Totals	134	68	5,215	7,672	149	4	27	217	1	231	131	123	7	10	7,568	5,084
6 EAST RUSSIAN UNION MISSION																
7 Central Siberian Mission	29	3	1,061	1,831	43	...	5	17	...	18	31	15	16	5	1,811	1,020
8 East Siberian Mission	33	24	1,106	2,031	61	3	4	32	1	42	26	14	14	2	2,034	1,053
9 West Siberian Mission	20	12	545	1,191	30	...	4	14	1	13	12	7	3	...	1,205	510
Totals	82	39	2,711	5,053	134	3	13	63	2	73	69	36	33	7	5,050	2,583
10 FAR EASTERN UN OF CHURCHES MISS	52	17	1,344	2,167	52	2	3	46	3	57	50	20	...	9	2,137	1,266
11 MOLDOVA UNION OF CHURCHES CONF																
12 SOUTHERN UNION MISSION	5	5	...
13 Kyrgyzstan Mission	10	9	325	681	15	1	...	82	4	94	14	19	656	328
14 Northern Kazakhstan Mission	29	9	976	1,412	31	1	5	61	18	92	15	36	...	8	1,377	943
15 Southern Kazakhstan Mission	14	10	668	997	28	2	1	25	...	24	17	9	28	1	974	664

GENERAL STATISTICS BY DIVISIONS FOR 2019

Conference or Mission	Churches, Companies, and Church Membership															6	16
	2a	2b	3a	3b	4a	4a2	4b	4c	4d	5a	5b	5c	5d	5e			
	Churches	Companies	Church Attendance Average	Church Membership at Beginning of Year	Members Added					Members Subtracted					Church Membership at End of Year		
Baptisms					Former Members' Baptisms	Professions of Faith	Letters Received	Adjustments	Letters Granted	Deaths	Dropped	Missing	Adjustments				
EURO-ASIA DIVISION (CONT'D)																	
SOUTHERN UNION MISSION (CONT'D)																	
16 Tajikistan Field	3	6	149	228	18	2	3	2	239	135	
17 Turkmenistan Field	1	2	59	99	1	1	1	2	96	54	
18 Uzbekistan Field	10	6	430	683	47	...	3	11	1	13	16	12	10	...	694	412	
Totals	67	42	2,606	4,105	140	4	9	179	23	226	66	80	38	9	4,041	2,534	
19 TRANS-CAUCASUS UNION OF CH MISS	27	15	590	1,194	25	...	2	27	...	27	22	18	1,181	538	
20 UKRAINIAN UNION CONFERENCE	
21 Bukovinskaya Conference	131	9	5,256	6,795	143	8	15	97	...	110	122	71	6,755	5,307	
22 Central Ukrainian Conference	89	18	3,080	4,528	90	6	5	125	...	120	89	88	1	...	4,456	2,881	
23 Dnieper Conference	104	4	3,047	4,884	95	3	13	87	7	108	128	68	7	3	4,775	2,828	
24 Eastern Dnieper Conference	137	87	4,151	6,533	109	6	9	1,325	17	139	165	174	2	63	7,456	3,959	
25 Eastern Ukrainian Mission	38	17	971	3,272	20	3	7	9	1	1,272	57	54	...	72	1,857	962	
26 Kyiv Conference	25	...	1,968	4,034	66	1	12	83	6	101	70	18	2	9	4,002	1,723	
27 Podolsk Conference	107	50	3,626	5,495	103	8	12	264	...	302	116	87	25	...	5,352	3,466	
28 Southern Ukrainian Conference	78	33	2,574	4,261	153	10	5	153	...	175	82	48	10	9	4,258	2,499	
29 Western Ukrainian Conference	94	43	4,011	6,100	100	...	6	93	89	109	90	56	32	120	5,981	3,928	
Totals	803	261	28,681	45,902	879	45	84	2,236	120	2,436	919	664	79	276	44,892	27,550	
30 WEST RUSSIAN UNION CONFERENCE	
31 Central Conference	51	19	2,645	3,589	48	...	3	98	20	75	54	18	...	103	3,508	2,607	
32 Moscow Conference	29	4	2,103	3,476	61	...	2	133	7	103	39	90	5	10	3,432	1,982	
33 Northwestern Conference	49	33	1,720	3,010	59	6	1	89	2	70	49	53	8	6	2,981	1,618	
34 Southern Conference	80	54	3,929	6,950	91	...	7	137	...	178	106	57	11	...	6,833	3,707	
35 Ural Conference	59	69	2,097	4,022	69	8	7	73	...	55	46	37	10	1	4,030	2,053	
36 Volga Conference	51	72	1,760	2,921	33	3	4	83	...	111	48	37	12	8	2,828	1,848	
37 Volgo-Vyatskaya Conference	53	45	2,285	3,995	47	4	4	63	1	74	49	55	7	1	3,928	2,097	
Totals	372	296	16,537	27,963	408	21	28	676	30	666	391	347	53	129	27,540	15,911	
38 ATTACHED FIELD	26	6	941	1,780	16	6	3	38	2	50	35	20	...	7	1,733	889	
39 Crimea Mission	26	6	941	1,780	16	6	3	38	2	50	35	20	...	7	1,733	889	
40 EURO-ASIA DIVISION	
41 Belarus Union of Churches Conference	66	28	3,603	3,834	67	36	...	85	31	73	3,748	3,469	
42 Caucasus Union Mission	134	68	5,215	7,672	149	4	27	217	1	231	131	123	7	10	7,568	5,084	
43 East Russian Union Mission	82	39	2,711	5,053	134	3	13	63	2	73	69	36	33	7	5,050	2,583	
44 Far Eastern Union of Churches Mission	52	17	1,344	2,167	52	2	3	46	3	57	50	20	...	9	2,137	1,266	
45 Moldova Union of Churches Conference	140	98	5,656	8,728	168	13	28	176	...	269	138	124	...	6	8,576	5,555	
46 Southern Union Mission	67	42	2,606	4,105	140	4	9	179	23	226	66	80	38	9	4,041	2,534	
47 Trans-Caucasus Un of Churches Mission	27	15	590	1,194	25	...	2	27	...	27	22	18	1,181	538	
48 Ukrainian Union Conference	803	261	28,681	45,902	879	45	84	2,236	120	2,436	919	664	79	276	44,892	27,550	
49 West Russian Union Conference	372	296	16,537	27,963	408	21	28	676	30	666	391	347	53	129	27,540	15,911	
50 Attached Field	26	6	941	1,780	16	6	3	38	2	50	35	20	...	7	1,733	889	
DIVISION TOTALS	1,769	870	67,884	108,398	2,038	98	197	3,694	181	4,120	1,852	1,505	210	453	106,466	65,379	
INTER-AMERICAN DIVISION																	
1 ATLANTIC CARIBBEAN UNION MISSION	
2 Cayman Islands Conference	16	1	1,291	6,178	355	4	6	19	23	18	11	6	6,527	...	
3 North Bahamas Conference	12	1	...	3,965	104	7	2	1	9	...	12	7	4,069	...	
4 South Bahamas Conference	48	2	...	17,139	405	27	18	40	102	55	40	...	1	...	17,635	...	
5 Turks and Caicos Islands Conference	9	1	1,233	3,554	203	...	5	28	1	2	2	10	3,777	889	
Totals	85	5	2,524	30,836	1,067	38	31	88	135	80	72	28	7	...	32,008	889	
6 BELIZE UNION OF CHURCHES MISSION	95	38	7,895	46,181	1,520	7	9	17	47,682	7,739	
7 CARIBBEAN UNION CONFERENCE	
8 East Caribbean Conference	80	8	...	27,042	787	...	11	85	...	85	96	24	27,720	...	
9 Grenada Conference	46	5	1,598	14,528	213	6	1	28	17	41	61	44	14,647	1,141	
10 Guyana Conference	171	60	686	68,044	1,127	...	13	9	...	21	70	3,417	92	...	65,593	471	
11 North Caribbean Conference	31	4	...	15,825	365	5	6	42	...	42	29	16,172	...	
12 South Caribbean Conference	134	21	3,419	59,395	1,187	...	21	148	67	107	191	271	...	96	60,153	3,645	
13 South Leeward Conference	44	5	...	11,678	233	...	6	25	73	29	52	13	...	522	11,399	...	
14 St Lucia Mission	44	4	...	23,796	66	3	1	15	293	16	15	24,143	...	
15 St Vincent and the Grenadines Mission	39	3	...	15,922	287	...	1	17	5	19	53	10	68	...	16,082	...	
16 Suriname Mission	15	5	350	5,021	348	66	4	3	4	...	2	5,422	371	
17 Tobago Mission	31	1	23	8,385	132	5	...	11	17	8,494	20	
Totals	635	116	6,076	249,636	4,745	14	60	374	521	375	587	3,783	160	620	249,825	5,648	
18 CENTRAL MEXICAN UNION MISSION	
19 Azteca Mexican Conference	42	14	1,601	20,481	751	120	54	54	...	92	13	23	952	...	20,380	881	
20 Bajio Mexican Conference	66	46	5,716	10,240	369	3	55	54	...	66	15	28	160	...	10,452	3,886	

STATISTICAL REPORT FOR 2019

Conference or Mission	Churches, Companies, and Church Membership															
1	2a	2b	3a	3b	4a	4a2	4b	4c	4d	5a	5b	5c	5d	5e	6	16
Conference or Mission	Churches	Companies	Church Attendance Average	Church Membership at Beginning of Year	Members Added					Members Subtracted					Church Membership at End of Year	Sabbath School Attendance Average
					Baptisms	Former Members' Baptisms	Professions of Faith	Letters Received	Adjustments	Letters Granted	Deaths	Dropped	Missing	Adjustments		

INTER-AMERICAN DIVISION (CONT'D)

CENTRAL MEXICAN UNION MISSION (CONT'D)																
21 Metropolitan Mexican Conference	80	14	7,421	36,690	815	34	15	14	...	10	29	74	3	...	37,452	4,195
22 Mexiquense Mexican Mission	15	25	1,879	6,204	367	16	40	26	...	21	7	9	32	...	6,584	1,380
23 Valley Mexican Mission	50	51	9,176	12,784	519	...	20	20	...	23	13,320	5,337
Totals	253	150	25,793	86,399	2,821	173	184	168	...	212	64	134	1,147	...	88,188	15,679
24 CHIAPAS MEXICAN UNION CONF																
25 Central Chiapas Conference	157	173	9,129	27,753	1,925	440	26	818	5	781	47	205	...	64	29,870	8,843
26 Grijalva Conference	155	129	9,730	26,077	1,375	460	21	556	...	680	103	693	15	77	26,921	9,480
27 North Chiapas Conference	289	335	30,778	47,171	2,481	613	42	659	...	594	201	1,567	32	99	48,473	30,668
28 Palenque Mission	94	139	3,189	15,345	1,187	330	8	78	...	86	8	118	...	1	16,735	2,989
29 Soconusco Conference	145	179	15,130	24,757	1,731	479	28	245	1	283	110	800	18	10	26,020	12,797
30 South Chiapas Conference	163	324	18,007	32,631	2,328	492	15	771	2	932	51	414	...	85	34,757	16,287
31 Upper Chiapas Conference	174	352	27,784	40,499	2,848	351	13	191	5	202	36	395	26	66	43,182	25,828
32 West Chiapas Conference	215	188	23,522	27,011	1,793	607	32	692	1	618	123	1,607	1	13	27,774	23,268
Totals	1,392	1,819	137,269	241,244	15,668	3,772	185	4,010	14	4,176	679	5,799	92	415	253,732	130,160
33 CUBAN UNION CONFERENCE																
34 Central Conference	61	24	2,817	5,602	398	65	36	119	...	79	86	114	9	...	5,932	2,568
35 Del Amanecer Conference	61	68	4,337	8,115	653	102	49	79	11	85	97	91	7	5	8,724	4,243
36 East Conference	93	44	4,939	11,038	697	125	37	48	...	63	90	239	1	...	11,552	4,773
37 Pinarena Mission	28	6	1,201	...	127	18	18	2,503	2	69	34	55	...	5	2,505	1,111
38 West Conference	102	4	5,019	11,285	464	95	45	232	5	2,709	112	245	32	13	9,015	4,187
Totals	345	146	18,313	36,040	2,339	405	185	2,981	18	3,005	419	744	49	23	37,728	16,882
39 DOMINICAN UNION CONFERENCE																
40 Central Dominican Conference	211	65	64	63,660	2,372	...	31	157	36	146	8	82	...	131	65,889	59
41 East Dominican Conference	158	62	4,570	85,041	1,853	6	...	5	7	1	86,887	4,335
42 North Dominican Conference	141	110	7,165	34,344	1,707	3	18	102	35,928	7,716
43 Northeast Dominican Conference	107	73	680	35,835	1,211	...	210	...	405	...	87	39	1	10	37,524	611
44 South Dominican Conference	80	57	4,829	47,737	1,331	...	4	49,072	4,868
45 Southeast Dominican Conference	242	95	...	80,791	2,930	845	73	845	82	357	191	50	83,114	...
Totals	939	462	17,308	347,408	11,404	...	245	1,008	514	999	202	581	192	191	358,414	17,589
46 DUTCH CARIBBEAN UNION MISSION																
47 Aruba Mission	8	3	464	1,090	66	1	4	14	...	15	1	1,159	345
48 Bonaire Mission	3	1	170	428	14	2	2	3	...	2	447	109
49 Curacao Conference	28	2	1,993	8,135	246	8	17	27	...	72	30	2	...	12	8,317	1,331
Totals	39	6	2,627	9,653	326	11	23	44	...	89	31	2	...	12	9,923	1,785
50 EAST VENEZUELA UNION MISSION																
51 Central East Venezuela Conference	67	20	1,776	17,628	800	...	25	15	...	61	20	139	...	247	18,001	1,390
52 Central Llanos Venezuela Mission	38	18	1,320	13,648	722	...	20	5	25	14,360	1,166
53 Central Venezuela Conference	57	20	2,431	22,676	945	...	16	61	1	132	64	131	...	7	23,365	1,689
54 East Venezuela Conference	95	36	4,122	31,334	1,431	...	28	1,637	1	2,758	18	138	17	16	31,484	3,573
55 Northeast Venezuela Mission	65	21	2,400	15,160	844	1	2	3,017	29	1,975	15	360	...	25	16,678	1,659
56 South Bolivar Venezuela Mission	53	19	3,184	26,816	1,034	...	2	18	22	27,812	2,558
57 South Central Venezuela Conference	76	22	1,992	19,717	971	...	6	...	10	269	76	803	5	305	19,246	1,640
58 Southeast Venezuela Conference	113	22	5,173	32,936	1,371	1,644	8	98	92	...	32,465	5,160
Totals	564	178	22,398	179,915	8,118	1	99	4,730	41	6,839	224	1,716	114	600	183,411	18,835
59 EL SALVADOR UNION MISSION																
60 Central El Salvador Conference	120	49	3,255	27,647	790	33	59	161	55	151	93	2,043	1,844	9	24,605	2,439
61 East El Salvador Conference	201	68	6,698	55,953	1,104	52	99	208	25	231	181	819	51	477	55,682	6,148
62 Metropolitan El Salvador Conference	130	17	4,523	34,222	710	88	65	108	2	140	49	290	27	10	34,679	3,995
63 Paracentral El Salvador Conference	154	41	6,032	35,268	1,039	175	43	340	61	335	166	877	452	163	34,933	4,216
64 West El Salvador Conference	195	30	2,632	43,751	1,602	...	2	17	48	...	15	350	...	38	45,017	2,140
Totals	800	205	23,140	196,841	5,245	348	268	834	191	857	504	4,379	2,374	697	194,916	18,938
65 FRENCH ANTILLES-GUIANA UN CONF																
66 French Guiana Mission	14	8	...	3,024	92	1	12	5	3	3,121	...
67 Guadeloupe Conference	68	13	...	13,391	107	...	6	41	...	56	33	30	15	3,311	10,100	...
68 Martinique Conference	68	4	...	16,254	92	...	2	12	...	15	56	8	16,281	...
Totals	150	25	...	32,669	291	...	8	54	12	76	92	38	15	3,311	29,502	...
69 GUATEMALA UNION MISSION																
70 Altiplano Guatemala Mission	134	20	17,512	29,743	1,427	...	86	30	43	113	14	3,160	27,896	17,211
71 Central Guatemala Conference	88	18	8,309	9,627	1,138	...	135	6	16	58	310	...	10,510	6,346
72 East Guatemala Mission	154	20	8,688	39,251	1,765	...	18	2,223	357	2,413	460	11,290	1,864	...	27,587	8,446
73 Lago Guatemala Mission	74	16	2,408	16,323	727	7	48	4	12	37	9,580	...	7,480	1,366
74 Metropolitan Guatemala Conference	76	19	7,636	13,046	1,192	...	51	168	304	45	70	190	46	...	14,410	7,419
75 North Guatemala Mission	124	57	8,537	42,507	2,179	...	26	5	541	7,903	842	...	35,421	8,387

GENERAL STATISTICS BY DIVISIONS FOR 2019

Conference or Mission	Churches, Companies, and Church Membership															6	16
	2a	2b	3a	3b	4a	4a2	4b	4c	4d	5a	5b	5c	5d	5e			
	Churches	Companies	Church Attendance Average	Church Membership at Beginning of Year	Members Added					Members Subtracted					Church Membership at End of Year		
Baptisms					Former Members' Baptisms	Professions of Faith	Letters Received	Adjustments	Letters Granted	Deaths	Dropped	Missing	Adjustments				
INTER-AMERICAN DIVISION (CONT'D)																	
GUATEMALA UNION MISSION (CONT'D)																	
76 South Guatemala Mission	231	55	11,947	39,710	3,349	...	87	27	...	26	773	2,883	2,765	1,293	35,433	10,943	
77 West Guatemala Conference	161	47	15,950	50,518	2,655	...	119	20	2,435	118	92	594	3,413	2,181	49,349	9,300	
Totals	1,042	252	80,987	240,725	14,432	7	570	2,442	3,096	2,643	2,007	23,068	18,834	6,634	208,086	69,418	
78 HAITIAN UNION MISSION																	
79 Central Haiti Conference	74	44	12,555	77,696	1,375	29	7	104	...	127	90	177	2,824	...	75,993	10,342	
80 North Haiti Mission	132	141	4,421	131,553	1,756	...	9	9	289	9	63	42	1	25	133,476	4,030	
81 Northwest Haiti Mission	146	141	103,987	109,306	4,130	...	15	85	...	113	137	118	19	...	113,149	98,176	
82 Plaine du cul de Sac Mission	110	56	12,243	61,099	1,839	...	18	58	68	45	107	287	179	35	62,429	10,311	
83 South Haiti Mission	153	120	10,135	93,013	2,134	...	18	116	...	142	74	224	40	...	94,801	8,404	
Totals	615	502	143,341	472,667	11,234	29	67	372	357	436	471	848	3,063	60	479,848	131,263	
84 HONDURAS UNION MISSION																	
85 Atlantic Honduras Conference	127	47	4,130	11,102	799	2	51	257	1	289	16	181	1	...	11,725	3,335	
86 Bay Islands Conference	30	4	2,022	4,074	187	...	4	1,200	...	3,065	2,075		
87 Central Honduras Conference	84	53	5,768	31,237	1,045	...	89	35	...	73	28	30	702	10,000	21,573	5,379	
88 Comayagua Mission	93	49	4,168	45,566	961	...	7	7	28	2,615	4	11,500	32,380	3,228	
89 Northwest Honduras Conference	139	73	4,312	21,528	1,122	...	54	1	...	21	45	160	190	24	22,265	4,276	
Totals	473	226	20,400	113,507	4,114	2	205	293	1	390	117	2,986	2,097	21,524	91,008	18,293	
90 INTER-OCEANIC MEXICAN UNION CONF																	
91 Alpine Mission	119	91	6,192	15,467	794	118	38	283	...	256	85	414	16	10	15,919	5,550	
92 Central Veracruz Mission	113	118	2,379	11,360	570	113	18	180	...	170	52	259	15	8	11,737	1,631	
93 Chontalpa Mission	158	93	3,210	14,971	1,546	...	53	356	67	371	78	332	...	170	16,042	3,401	
94 Isthmus Conference	186	170	17,873	18,910	1,363	382	76	419	3	478	127	602	121	25	19,800	17,313	
95 Los Tuxtlas Mission	165	136	13,575	15,902	1,012	351	72	360	4	419	217	1,416	84	12	15,553	13,221	
96 North Veracruz Conference	212	186	16,804	23,255	1,152	235	63	294	3	341	135	858	81	29	23,558	15,159	
97 Oaxaca Conference	117	138	16,927	20,652	956	...	13	163	...	124	112	315	323	...	20,910	15,528	
98 Olmeque Conference	185	165	9,840	22,106	1,619	472	84	54	...	56	68	1,059	146	...	23,006	7,736	
99 South Pacific Conference	146	87	9,849	18,005	1,104	48	17	59	4	111	49	179	88	16	18,794	9,159	
100 South Veracruz Conference	193	93	16,176	17,323	1,132	512	68	523	15	602	160	1,624	68	85	17,034	13,281	
101 Southeast Veracruz Mexican Conference	195	114	26,900	21,831	1,118	360	59	431	...	542	266	1,742	16	105	21,128	24,370	
Totals	1,789	1,391	139,725	199,782	12,366	2,591	561	3,122	96	3,470	1,349	8,800	958	460	203,481	126,349	
102 JAMAICA UNION CONFERENCE																	
103 Central Jamaica Conference	202	8	3,387	100,599	3,308	21	23	122	...	196	155	113	2	...	103,607	3,298	
104 East Jamaica Conference	96	5	2,728	72,104	1,735	...	5	50	...	103	95	87	73,609	1,510	
105 North East Jamaica Conference	103	5	981	30,397	631	...	2	16	...	12	83	187	30,764	689	
106 North Jamaica Conference	75	6	791	20,941	1,428	4	1	18	...	139	21	27	12	...	22,193	965	
107 West Jamaica Conference	226	7	7,863	90,204	2,966	...	17	44	...	76	185	416	61	...	92,493	...	
Totals	702	31	15,750	314,245	10,068	25	48	250	...	526	539	830	75	...	322,666	6,462	
108 NORTH COLOMBIAN UNION CONF																	
109 Atlantic Colombian Conference	148	67	15,934	21,021	2,705	602	...	602	23,726	15,913	
110 Caribbean Colombian Conference	190	116	...	21,864	3,420	4	92	25,188	...	
111 Colombian Islands Mission	10	2	790	1,081	94	3	1,172	787	
112 East Central Colombian Conference	121	76	...	13,450	1,003	50	304	701	...	13,398	...	
113 East Colombian Conference	162	81	12,175	16,655	1,872	5	101	30	...	32	151	302	209	...	17,969	8,102	
114 Northeast Colombian Conference	151	71	17,350	18,337	1,867	213	112	1,412	...	1,223	46	209	124	...	20,339	10,706	
115 Southwest Colombian Mission	72	51	7,215	9,116	984	...	17	126	...	151	11	63	414	...	9,604	5,300	
116 West Central Colombian Conference	179	98	3,836	19,737	2,713	257	20	242	905	...	21,026	3,218	
Totals	1,033	562	57,300	121,261	14,658	218	230	2,170	...	2,265	285	1,212	2,353	...	132,422	44,026	
117 NORTH MEXICAN UNION CONFERENCE																	
118 Baja California Conference	101	40	7,839	23,314	1,005	303	57	525	7	3,679	290	560	200	61	20,421	7,101	
119 Chihuahua Mexican Conference	73	30	5,425	17,824	2,176	363	64	1,134	12	891	104	818	854	238	18,668	3,044	
120 Gulf Mexican Conference	67	40	83	17,646	494	71	26	15	...	31	28	67	32	...	18,094	77	
121 North Tamaulipas Mexican Conference	70	30	1,419	11,124	673	94	58	214	...	261	18	156	23	3,151	8,554	1,271	
122 Northeast Mexican Conference	54	19	9,748	16,747	434	42	87	1,083	11	913	93	186	260	300	16,652	9,000	
123 Northwest Mexican Mission	48	42	2,645	13,242	432	30	7	14	4	26	...	1,000	12,667	2,177	
124 Regiomontana Mission	55	29	...	13,761	488	83	40	37	...	28	41	64	92	481	13,703	...	
125 Sinaloa Mexican Conference	80	39	496	13,793	381	30	15	55	...	34	28	37	319	...	13,856	365	
126 Sonora Mexican Conference	64	48	1,425	12,434	363	33	19	251	2	225	23	10	86	12	12,746	1,179	
127 South Baja California Mission	17	9	454	...	26	...	2	2,913	...	16	1,161	1,764	306	
128 West Mexican Conference	69	87	2,710	13,764	829	118	48	248	1	232	34	383	529	1,026	12,804	2,844	
Totals	698	413	32,242	153,649	7,301	1,167	423	6,475	33	6,324	663	2,307	2,395	7,430	149,929	27,364	
129 PANAMA UNION MISSION																	
130 Atlantic Panama Conference	32	6	1,324	11,147	792	...	8	13	4	2	...	11,928	1,045	
131 Bocas del Toro Mission	32	26	1,783	4,191	314	...	38	4,543	1,774	
132 Central Panama Conference	71	63	3,850	14,201	1,067	...	32	3	...	1	23	22	74	...	15,183	3,060	
133 Metropolitan Panama Conference	52	31	1,996	24,100	1,224	...	13	47	39	23	3	...	25,225	1,748	

STATISTICAL REPORT FOR 2019

Conference or Mission	Churches, Companies, and Church Membership															
1	2a	2b	3a	3b	4a	4a2	4b	4c	4d	5a	5b	5c	5d	5e	6	16
Conference or Mission	Churches	Companies	Church Attendance Average	Church Membership at Beginning of Year	Members Added					Members Subtracted					Church Membership at End of Year	Sabbath School Attendance Average
					Baptisms	Former Members' Baptisms	Professions of Faith	Letters Received	Adjustments	Letters Granted	Deaths	Dropped	Missing	Adjustments		

INTER-AMERICAN DIVISION (CONT'D)

PANAMA UNION MISSION (CONT'D)																
134 Southeast Panama Mission	37	23	2,071	16,340	724	17,064	1,150
135 West Panama Conference	153	96	11,259	17,634	2,267	19,901	10,222
Totals	377	245	22,283	87,613	6,388	...	91	3	...	48	75	49	79	...	93,844	18,999
PUERTO RICAN UNION CONFERENCE																
136 East Puerto Rico Conference	127	3	1,975	14,044	384	...	36	14	...	107	56	51	110	...	14,154	1,189
138 North Puerto Rico Conference	49	1	...	5,242	161	...	11	7	...	17	19	31	14	...	5,340	...
139 South Puerto Rico Conference	32	1	316	2,223	68	...	6	25	25	39	6	18	5	69	2,210	277
140 West Puerto Rico Conference	104	4	1,806	11,768	257	8	60	139	...	201	104	37	96	5	11,789	1,377
Totals	312	9	4,097	33,277	870	8	113	185	25	364	185	137	225	74	33,493	2,843
SOUTH CENTRAL AMERICAN UN MISSION																
141 Caribbean Costa Rica Mission	87	14	606	15,030	538	...	24	84	1	91	155	840	1,363	36	13,192	576
143 Central Nicaragua Mission	105	53	8,081	12,716	954	...	28	10	...	2	55	396	1,743	46	11,466	5,767
144 North Costa Rica Mission	80	31	954	16,932	504	94	134	1,647	2,326	281	58	149	6,245	2,394	12,510	721
145 Northwestern Nicaragua Mission	124	122	5,092	57,627	1,839	...	3	649	1,138	673	255	17,628	12,435	...	30,265	3,770
146 South Atlantic Nicaragua Mission	58	82	1,272	3,455	1,104	...	22	3	...	6	2	31	...	10	4,535	1,152
147 South-Central Costa Rica Conference	83	20	14	26,839	830	123	62	208	1	208	82	255	3,058	37	24,423	...
Totals	537	322	16,019	132,599	5,769	217	273	2,601	3,466	1,261	607	19,299	24,844	2,523	96,391	11,986
SOUTH COLOMBIAN UNION CONFERENCE																
148 Central Colombian Conference	92	46	5,059	18,773	841	1	19	141	2	110	94	72	171	39	19,291	3,937
150 East Los Llanos Conference	104	51	7,725	19,322	1,441	20	92	344	145	294	108	542	340	150	19,930	5,613
151 Northwestern Bogota and Boyaca Mission	48	18	1,219	6,153	469	8	35	17	...	34	...	1	6,647	600
152 Pacific Colombian Conference	111	42	8,464	19,693	1,790	...	36	291	...	663	77	356	1,895	5	18,814	6,194
153 South Andean Mission	61	38	2,315	13,120	783	115	1,911	146	58	212	315	4,339	10,859	2,476
154 South Bogota Conference	72	7	4,012	18,125	786	27	71	956	1	1,031	26	66	393	8	18,442	2,610
155 South Colombian Conference	129	78	1,135	31,896	1,794	6	3	187	...	308	119	251	4,188	418	28,602	807
156 South Pacific Mission	62	32	3,942	10,950	973	172	95	24	1,247	...	10,385	3,742
157 Upper Magdalena Conference	89	10	5,374	23,718	1,118	45	70	43	...	43	24,951	3,201
Totals	768	322	39,245	161,750	9,995	107	326	2,094	2,059	2,801	577	1,524	8,549	4,959	157,921	29,180
SOUTHEAST MEXICAN UNION MISSION																
158 Campeche Mission	87	96	6,299	9,332	974	340	110	126	3	143	16	177	514	5	10,030	5,416
160 Central Tabasco Conference	124	114	11,476	17,600	1,544	449	51	469	10	507	56	306	2,754	60	16,440	8,757
161 East Tabasco Mission	54	78	4,689	6,715	596	105	74	86	...	105	6	51	948	8	6,458	3,702
162 Mayab Conference	102	88	9,246	14,970	968	235	41	459	3	367	88	545	1,863	56	13,757	7,911
163 North Quintana Roo Conference	82	48	8,153	10,197	1,334	426	95	490	4	438	27	1,433	395	61	10,192	7,031
164 South Quintana Roo Mission	72	86	6,953	8,117	990	180	9	163	...	166	3	363	725	1	8,201	6,291
165 South Tabasco Conference	81	85	11,193	13,797	841	341	19	555	17	555	40	460	567	60	13,888	9,568
Totals	602	595	58,009	80,728	7,247	2,076	399	2,348	37	2,281	236	3,335	7,766	251	78,966	48,676
WEST VENEZUELA UNION MISSION																
166 Central Andean Venezuela Mission	39	24	1,928	10,699	693	4	10	2	7	282	248	...	10,867	1,770
168 East Andean Venezuela Mission	56	8	1,757	13,332	894	20	49	2	...	15	11	17	14,254	1,353
169 North Central Venezuela Conference	75	22	3,894	18,441	486	44	10	16	...	12	4	3	18,978	3,716
170 Northwestern Venezuela Mission	49	19	1,518	9,009	621	19	13	2	13	4	15	...	120	11	9,527	1,383
171 Portuguese Venezuela Mission	43	18	2,113	13,975	663	153	14	14,805	1,739
172 Southwest Venezuela Conference	94	34	4,106	23,105	1,522	160	41	31	32	21	230	356	24,220	3,727
173 West Central Venezuela Conference	106	39	5,566	23,904	1,269	212	37	12	251	69	87	570	86	180	24,693	4,102
174 West Los Llanos Venezuela Conference	56	35	2,560	14,224	499	71	2	2	...	17	4	14,777	2,044
175 West Venezuela Conference	100	55	3,706	28,602	1,663	290	91	47	...	57	82	391	1,146	...	29,017	2,567
176 Yaracuy Venezuela Mission	50	21	2,895	13,493	911	14	8	4	...	48	21	439	81	200	13,641	2,442
Totals	668	275	30,043	168,784	9,221	987	275	116	264	224	263	1,723	1,911	747	174,779	24,843
INTER-AMERICAN DIVISION																
177 Atlantic Caribbean Union Mission	85	5	2,524	30,836	1,067	38	31	88	135	80	72	28	7	...	32,008	889
179 Belize Union of Churches Mission	95	38	7,895	46,181	1,520	7	9	17	47,682	7,739
180 Caribbean Union Conference	635	116	6,076	249,636	4,745	14	60	374	521	375	587	3,783	160	620	249,825	5,648
181 Central Mexican Union Mission	253	150	25,793	86,399	2,821	173	184	168	...	212	64	134	1,147	...	88,188	15,679
182 Chiapas Mexican Union Conference	1,392	1,819	137,269	241,244	15,668	3,772	185	4,010	14	4,176	679	5,799	92	415	253,732	130,160
183 Cuban Union Conference	345	146	18,313	36,040	2,339	405	185	2,981	18	3,005	419	744	49	23	37,728	16,882
184 Dominican Union Conference	939	462	17,308	347,408	11,404	...	245	1,008	514	999	202	581	192	191	358,414	17,589
185 Dutch Caribbean Union Mission	39	6	2,627	9,653	326	11	23	44	...	89	31	2	...	12	9,923	1,785
186 East Venezuela Union Mission	564	178	22,397	179,915	8,118	1	99	4,730	41	6,839	224	1,716	114	600	183,411	18,835
187 El Salvador Union Mission	800	205	23,140	196,841	5,245	348	268	834	191	857	504	4,379	2,374	697	194,916	18,938
188 French Antilles-Guiana Union Conference	150	25	...	32,669	291	...	8	54	12	76	92	38	15	3,311	29,502	...
189 Guatemala Union Mission	1,042	252	80,987	240,725	14,432	7	570	2,442	3,096	2,643	2,007	23,068	18,834	6,634	208,086	69,418
190 Haitian Union Mission	615	502	143,341	472,667	11,234	29	67	372	357	436	471	848	3,063	60	479,848	131,263
191 Honduras Union Mission	473	226	20,400	113,507	4,114	2	205	293	1	390	117	2,986	2,097	21,524	91,008	18,293
192 Inter-Oceanic Mexican Union Conference	1,789	1,391	139,725	199,782	12,366	2,591	561	3,122	96	3,470	1,349	8,800	958	460	203,481	126,349
193 Jamaica Union Conference	702	31	15,750	314,245	10,068	25	48	250	...	526	539	830	75	...	322,666	6,462
194 North Colombian Union Conference	1,033	562	57,300	121,261	14,658	218	230	2,170	...	2,265	285	1,212	2,353	...	132,422	44,026

GENERAL STATISTICS BY DIVISIONS FOR 2019

Conference or Mission	Churches, Companies, and Church Membership															
	2a	2b	3a	3b	4a	4a2	4b	4c	4d	5a	5b	5c	5d	5e	6	16
	Churches	Companies	Church Attendance Average	Church Membership at Beginning of Year	Members Added					Members Subtracted					Church Membership at End of Year	Sabbath School Attendance Average
Baptisms					Former Members' Baptisms	Professions of Faith	Letters Received	Adjustments	Letters Granted	Deaths	Dropped	Missing	Adjustments			
INTER-AMERICAN DIVISION (CONT'D)																
195 North Mexican Union Conference	698	413	32,242	153,649	7,301	1,167	423	6,475	33	6,324	663	2,307	2,395	7,430	149,929	27,364
196 Panama Union Mission	377	245	22,283	87,613	6,388	...	91	3	...	48	75	49	79	...	93,844	18,999
197 Puerto Rican Union Conference	312	9	4,097	33,277	870	8	113	185	25	364	185	137	225	74	33,493	2,843
198 South Central American Union Mission	537	322	16,019	132,599	5,769	217	273	2,601	3,466	1,261	607	19,299	24,844	2,523	96,391	11,986
199 South Colombian Union Conference	768	322	39,245	161,750	9,995	107	326	2,094	2,059	2,801	577	1,524	8,549	4,959	157,921	29,180
200 Southeast Mexican Union Mission	602	595	58,009	80,728	7,247	2,076	399	2,348	37	2,281	236	3,335	7,766	251	78,966	48,676
201 West Venezuela Union Mission	668	275	30,043	168,784	9,221	987	275	116	264	224	263	1,723	1,911	747	174,779	24,843
DIVISION TOTALS	14,914	8,295	922,783	3,737,554	167,207	12,203	4,869	36,762	10,880	39,741	10,257	83,339	77,299	50,531	3,708,308	793,845
INTER-EUROPEAN DIVISION																
1 AUSTRIAN UNION OF CHURCHES CONF	55	9	3,429	4,273	65	1	9	80	...	34	41	43	22	...	4,288	2,862
2 BULGARIAN UN OF CHURCHES CONF.	117	106	3,515	7,031	207	8	8	6	...	8	142	102	7,008	2,312
3 CZECHO-SLOVAKIAN UNION CONF
4 Bohemian Conference	77	13	2,480	3,311	68	1	2	71	...	58	52	18	3,325	1,581
5 Moravia-Silesian Conference	72	8	3,150	4,222	53	3	7	56	...	70	64	34	4,173	2,260
6 Slovakian Conference	43	10	1,485	2,220	37	1	2	27	...	29	29	11	2,218	881
Totals	192	31	7,115	9,753	158	5	11	154	...	157	145	63	9,716	4,722
7 FRANCO-BELGIAN UNION CONF
8 Belgian-Luxembourg Conference	35	2	...	2,818	58	9	12	122	3	71	20	15	...	8	2,908	999
9 North France Conference	89	16	1,704	10,696	165	11	6	299	75	188	20	13	52	120	10,859	1,057
10 South France Conference	47	27	1,934	4,836	52	...	10	145	13	98	22	26	...	8	4,902	1,431
Totals	171	45	3,638	18,350	275	20	28	566	91	357	62	54	52	136	18,669	3,486
11 ITALIAN UNION OF CHURCHES CONF	108	19	...	9,374	122	...	15	106	10	87	34	90	28	...	9,388	...
12 NORTH GERMAN UNION CONFERENCE
13 Berlin-Central German Conference	143	12	...	6,902	85	1	13	228	...	232	138	38	1	...	6,820	...
14 Hansa Conference	46	3	...	2,619	51	...	12	61	...	42	40	9	10	...	2,642	...
15 Lower Saxonian Conference	57	1	...	3,507	39	...	9	86	...	43	57	23	17	...	3,501	...
16 Northern Rhenish-Westfalian Conference	84	8	...	6,172	67	...	6	167	...	157	78	13	7	...	6,157	...
Totals	330	24	...	19,200	242	1	40	542	...	474	313	83	35	...	19,120	...
17 PORTUGUESE UN OF CHURCHES CONF	94	20	4,031	9,611	268	2	14	427	37	180	94	57	...	16	10,012	3,328
18 ROMANIAN UNION CONFERENCE
19 Banat Conference	106	47	4,090	6,652	90	8	31	67	...	97	145	42	10	30	6,524	2,965
20 Moldavia Conference	240	43	8,303	11,875	236	11	28	178	85	249	268	132	67	...	11,697	7,287
21 Muntenia Conference	262	59	11,347	17,937	288	22	29	346	59	313	404	143	241	...	17,580	8,796
22 North Transylvania Conference	129	15	4,880	7,474	134	4	4	71	47	94	153	50	28	...	7,409	3,770
23 Oltenia Conference	183	70	6,531	10,601	164	10	8	171	1	159	217	61	42	...	10,476	5,539
24 South Transylvania Conference	154	31	6,360	9,248	170	9	16	152	38	101	174	86	24	...	9,248	4,644
Totals	1,074	265	41,511	63,787	1,082	64	116	985	230	1,013	1,361	514	412	30	62,934	33,001
25 SOUTH GERMAN UNION CONFERENCE
26 Baden-Wuerttemberg Conference	86	11	...	6,375	94	...	12	251	1	238	72	27	4	3	6,389	...
27 Bavarian Conference	72	4	...	4,557	64	...	3	194	...	178	77	9	3	...	4,551	...
28 Central Rhenish Conference	66	5	...	4,660	19	...	25	98	4	76	34	10	...	11	4,675	...
Totals	224	20	...	15,592	177	...	40	543	5	492	183	46	7	14	15,615	...
29 SPANISH UNION OF CHURCHES CONF	110	60	10,636	17,123	430	14	152	744	...	722	82	175	165	...	17,319	8,494
30 SWISS UNION CONFERENCE
31 French-Italian Swiss Conference	25	2,190	40	...	7	62	...	53	20	11	2,215	...
32 German Swiss Conference	32	3	...	2,567	52	...	15	78	...	66	29	14	2,603	...
Totals	57	3	...	4,757	92	...	22	140	...	119	49	25	4,818	...
33 INTER-EUROPEAN DIVISION
34 Austrian Union of Churches Conference	55	9	3,429	4,273	65	1	9	80	...	34	41	43	22	...	4,288	2,862
35 Bulgarian Union of Churches Conference	117	106	3,515	7,031	207	8	8	6	...	8	142	102	7,008	2,312
36 Czecho-Slovakian Union Conference	192	31	7,115	9,753	158	5	11	154	...	157	145	63	9,716	4,722
37 Franco-Belgian Union Conference	171	45	3,638	18,350	275	20	28	566	91	357	62	54	52	136	18,669	3,486
38 Italian Union of Churches Conference	108	19	...	9,374	122	...	15	106	10	87	34	90	28	...	9,388	...
39 North German Union Conference	330	24	...	19,200	242	1	40	542	...	474	313	83	35	...	19,120	...
40 Portuguese Union of Churches Conference	94	20	4,031	9,611	268	2	14	427	37	180	94	57	...	16	10,012	3,328
41 Romanian Union Conference	1,074	265	41,511	63,787	1,082	64	116	985	230	1,013	1,361	514	412	30	62,934	33,001
42 South German Union Conference	224	20	...	15,592	177	...	40	543	5	492	183	46	7	14	15,615	...
43 Spanish Union of Churches Conference	110	60	10,636	17,123	430	14	152	744	...	722	82	175	165	...	17,319	8,494
44 Swiss Union Conference	57	3	...	4,757	92	...	22	140	...	119	49	25	4,818	...
DIVISION TOTALS	2,532	602	73,875	178,851	3,118	115	455	4,293	373	3,643	2,506	1,252	721	196	178,887	58,205

STATISTICAL REPORT FOR 2019

Conference or Mission	Churches, Companies, and Church Membership															6	16
	2a	2b	3a	3b	4a	4a2	4b	4c	4d	5a	5b	5c	5d	5e			
	Churches	Companies	Church Attendance Average	Church Membership at Beginning of Year	Members Added					Members Subtracted					Church Membership at End of Year		
Baptisms					Former Members' Baptisms	Professions of Faith	Letters Received	Adjustments	Letters Granted	Deaths	Dropped	Missing	Adjustments				

NORTH AMERICAN DIVISION

1 ATLANTIC UNION CONFERENCE
2 Bermuda Conference	11	1	1,152	4,019	58	1	3	34	...	32	44	43	...	14	3,982	343	...	
3 Greater New York Conference	160	33	9,222	31,120	1,181	...	226	575	56	663	152	289	78	1	31,975	4,060	...	
4 New York Conference	64	3	1,192	5,904	129	...	61	149	1	146	49	19	...	10	6,020	843	...	
5 Northeastern Conference	184	24	8,262	59,432	1,365	...	103	812	279	922	253	43	418	...	60,355	2,534	...	
6 Northern New England Conference	57	6	952	5,206	82	...	12	131	...	143	63	14	...	3	5,208	625	...	
7 Southern New England Conference	126	20	2,682	19,166	565	...	153	613	(32)	505	104	103	45	8	19,700	1,659	...	
Totals	602	87	23,462	124,847	3,380	1	558	2,314	304	2,411	665	511	541	36	127,240	10,064	...	
8 CANADA, SDA CHURCH IN
9 Alberta Conference	68	17	1,318	11,942	240	...	67	311	1	249	67	53	(61)	13	12,240	619	...	
10 British Columbia Conference	82	16	2,242	11,405	241	...	57	390	1	353	158	145	231	19	11,188	796	...	
11 Manitoba-Saskatchewan Conference	35	2	1,337	4,131	76	...	8	86	...	102	38	41	99	2	4,019	859	...	
12 Maritime Conf of the SDA Church, Inc	27	3	812	1,651	17	...	2	83	...	45	21	5	1,682	562	...	
13 Ontario Conference	131	28	...	33,917	719	...	144	658	...	573	183	48	(2)	38	34,598	
14 Quebec Conference	41	13	2,733	8,533	193	...	42	179	2	128	30	23	(11)	4	8,775	1,305	...	
15 SDA Church in Newfoundland and Labrador	8	3	...	506	5	...	3	6	...	8	4	3	...	1	504	
Totals	392	82	8,442	72,085	1,491	...	323	1,713	4	1,458	501	318	256	77	73,006	4,141	...	
16 COLUMBIA UNION CONFERENCE
17 Allegheny East Conference	138	33	4,965	42,290	723	...	128	581	508	558	234	199	82	11,274	31,883	1,868	...	
18 Allegheny West Conference	58	5	1,819	16,897	340	...	169	82	(22)	132	63	35	38	...	17,198	1,103	...	
19 Chesapeake Conference	70	13	2,527	16,085	412	...	87	481	...	456	95	59	13	7	16,435	1,467	...	
20 Mountain View Conference	33	4	951	2,221	68	...	9	37	...	39	36	9	1	2	2,248	689	...	
21 New Jersey Conference of SDA, Inc	91	11	3,239	16,868	626	...	110	285	(3)	319	59	51	67	2	17,388	1,398	...	
22 Ohio Conference	94	6	2,168	11,883	376	...	110	335	1	220	123	73	5	10	12,274	965	...	
23 Pennsylvania Conference	115	6	4,370	12,335	374	...	78	550	(6)	503	190	37	48	6	12,547	2,797	...	
24 Potomac Conference	146	24	12,548	36,677	984	...	294	1,117	...	1,120	138	67	120	44	37,583	8,125	...	
Totals	745	102	32,587	155,256	3,903	...	985	3,468	478	3,347	938	530	374	11,345	147,556	18,412	...	
25 LAKE UNION CONFERENCE
26 Illinois Conference	103	13	...	13,790	264	...	35	227	4	307	86	30	12	6	13,879	
27 Indiana Conference	70	9	887	8,744	274	...	76	350	(1)	301	122	33	14	12	8,961	569	...	
28 Lake Region Conference	102	2	...	31,595	341	...	82	116	7	205	108	352	63	31	31,382	
29 Michigan Conference	161	24	...	26,666	479	...	55	856	(3)	850	257	56	(6)	9	26,887	
30 Wisconsin Conference	64	12	1,974	7,741	128	...	17	134	(1)	145	63	18	2	2	7,789	1,382	...	
Totals	500	60	2,861	88,536	1,486	...	265	1,683	6	1,808	636	489	85	60	88,898	1,951	...	
31 MID-AMERICA UNION CONFERENCE
32 Central States Conference	35	17	1,664	8,785	203	...	51	386	11	206	28	2	...	2	9,198	590	...	
33 Dakota Conference	44	3	1,223	4,003	52	...	18	151	(3)	150	58	10	2	1	4,000	931	...	
34 Iowa-Missouri Conference	105	11	3,587	12,078	193	...	38	268	7	300	120	125	86	4	11,949	2,150	...	
35 Kansas-Nebraska Conference	93	5	6,152	11,741	166	...	70	311	(13)	289	132	58	110	2	11,684	5,095	...	
36 Minnesota Conference	80	13	2,460	10,490	317	...	90	263	(7)	304	50	70	81	2	10,646	2,042	...	
37 Rocky Mountain Conference	103	13	2,573	17,646	288	...	59	620	(16)	799	214	66	(57)	6	17,569	1,077	...	
Totals	460	62	17,659	64,743	1,219	...	326	1,999	(21)	2,048	602	331	222	17	65,046	11,885	...	
38 NORTH PACIFIC UNION CONFERENCE
39 Alaska Conference	28	5	...	3,930	58	...	11	111	...	128	21	4	152	5	3,800	
40 Idaho Conference of SDA, Inc	44	7	...	6,927	93	...	35	203	2	186	73	32	17	...	6,952	
41 Montana Conference	36	5	...	4,009	54	...	10	90	...	83	34	7	12	3	4,024	
42 Oregon Conference	133	17	...	36,677	630	...	74	781	...	713	309	95	88	18	36,939	
43 Upper Columbia Conference	114	12	...	27,178	430	...	63	735	1	555	255	74	367	1	27,155	
44 Washington Conference	92	17	...	23,729	444	...	155	544	2	552	177	48	130	23	23,944	
Totals	447	63	...	102,450	1,709	...	348	2,464	5	2,217	869	260	766	50	102,814	
45 PACIFIC UNION CONFERENCE
46 Arizona Conference	78	15	5,435	20,839	539	...	118	541	...	458	132	22	688	42	20,695	2,726	...	
47 Central California Conference of SDA	133	14	5,516	34,613	504	...	73	669	...	632	244	110	534	34	34,305	3,261	...	
48 Hawaii Conference	31	2	446	6,300	62	...	15	106	...	118	56	6	111	13	6,179	196	...	
49 Nevada-Utah Conference	50	7	2,009	10,390	262	...	50	280	...	219	58	76	52	32	10,545	993	...	
50 Northern California Conference of SDA	145	18	9,142	40,856	517	...	158	864	...	962	296	44	68	10	41,015	1,431	...	
51 Southeastern California Conference	150	12	6,799	70,187	1,081	(1)	329	1,346	...	1,279	502	81	797	103	70,180	3,286	...	
52 Southern California Conference	128	23	12,953	40,361	726	...	138	554	...	718	231	159	875	21	39,775	7,180	...	
Totals	715	91	42,300	223,546	3,691	(1)	881	4,360	...	4,386	1,519	498	3,125	255	222,694	19,073	...	
53 SOUTHERN UNION CONFERENCE
54 Carolina Conference	132	34	5,711	23,806	707	...	166	821	...	728	237	109	68	19	24,339	5,061	...	
55 Florida Conference	211	65	...	63,848	1,616	...	431	2,165	(23)	1,756	519	262	629	8	64,863	
56 Georgia-Cumberland Conference	176	38	...	41,377	931	...	222	2,041	(13)	1,556	295	314	112	6	42,275	
57 Gulf States Conference	81	12	4,191	12,989	368	...	127	160	(56)	132	100	109	29	(1)	13,219	1,492	...	
58 Kentucky-Tennessee Conference	101	13	2,091	15,493	358	...	139	492	(10)	434	141	51	175	9	15,662	1,609	...	
59 South Atlantic Conference	147	27	1,052	49,816	1,095	...	162	407	(28)	452	149	13	74	7	50,757	362	...	
60 South Central Conference	148	9	417	36,575	718	...	190	577	142	537	183	106	8	...	37,368	105	...	
61 Southeastern Conference	150	20	3,406	55,178	2,106	...	553	800	280	875	210	95	31	101	57,605	2,796	...	
Totals	1,146	218	16,868	299,082	7,899	...	1,990	7,463	292	6,470	1,834	1,059	1,126	149	306,088	11,425	...	

GENERAL STATISTICS BY DIVISIONS FOR 2019

Conference or Mission	Churches, Companies, and Church Membership																
	2a	2b	3a	3b	4a	4a2	4b	4c	4d	5a	5b	5c	5d	5e	6	16	
	Churches	Companies	Church Attendance Average	Church Membership at Beginning of Year	Members Added					Members Subtracted					Church Membership at End of Year	Sabbath School Attendance Average	
Baptisms					Former Members' Baptisms	Professions of Faith	Letters Received	Adjustments	Letters Granted	Deaths	Dropped	Missing	Adjustments				

NORTH AMERICAN DIVISION (CONT'D)

62	SOUTHWESTERN UNION CONFERENCE
63	Arkansas-Louisiana Conference	92	15	3,473	13,355	272	...	55	315	(13)	292	125	40	53	3	13,471	1,964
64	Oklahoma Conference	78	4	2,084	8,585	176	...	61	299	...	282	91	68	91	1	8,588	876
65	Southwest Region Conference	94	17	3,975	26,986	542	...	49	377	34	436	88	15	61	68	27,320	1,316
66	Texas Conference	256	61	16,122	60,591	1,969	...	482	1,646	(59)	1,462	265	247	336	15	62,304	11,947
67	Texico Conference	71	5	3,513	12,031	152	...	41	783	(4)	752	65	15	155	...	12,016	1,955
	Totals	591	102	29,167	121,548	3,111	...	688	3,420	(42)	3,224	634	385	696	87	123,699	18,057
68	ATTACHED FIELD																
69	Guam-Micronesia Mission	22	13	2,021	5,796	120	...	8	32	18	38	29	45	5,862	...
70	NORTH AMERICAN DIVISION	1	24	2	2	...	4	24	...
71	Atlantic Union Conference	602	87	23,462	124,847	3,380	1	558	2,314	304	2,411	665	511	541	36	127,240	10,064
72	Canada, SDA Church in	392	82	8,442	72,085	1,491	...	323	1,713	4	1,458	501	318	256	77	73,006	4,141
73	Columbia Union Conference	745	102	32,587	155,256	3,903	...	985	3,468	478	3,347	938	530	374	11,345	147,556	18,412
74	Lake Union Conference	500	60	2,861	88,536	1,486	...	265	1,683	6	1,808	636	489	85	60	88,898	1,951
75	Mid-America Union Conference	460	62	17,659	64,743	1,219	...	326	1,999	(21)	2,048	602	331	222	17	65,046	11,885
76	North Pacific Union Conference	447	63	...	102,450	1,709	...	348	2,464	5	2,217	869	260	766	50	102,814	...
77	Pacific Union Conference	715	91	42,300	223,546	3,691	(1)	881	4,360	...	4,386	1,519	498	3,125	255	222,694	19,073
78	Southern Union Conference	1,146	218	16,868	299,082	7,899	...	1,990	7,463	292	6,470	1,834	1,059	1,126	149	306,088	11,425
79	Southwestern Union Conference	591	102	29,167	121,548	3,111	...	688	3,420	(42)	3,224	634	385	696	87	123,699	18,057
80	Attached Field	22	13	2,021	5,796	120	...	8	32	18	38	29	45	5,862	...
	DIVISION TOTALS	5,621	880	175,367	1,257,913	28,011	...	6,372	28,918	1,044	27,411	8,227	4,381	7,191	12,121	1,262,927	95,007

NORTHERN ASIA-PACIFIC DIVISION

1	JAPAN UNION CONFERENCE
2	East Japan Conference	53	22	3,379	7,819	99	1	17	184	12	182	87	7	...	21	7,835	2,094
3	Okinawa Mission	14	5	794	2,047	17	...	9	42	...	46	26	2	...	1	2,040	558
4	West Japan Conference	30	21	1,938	5,093	60	1	6	108	6	71	61	8	...	21	5,113	1,522
	Totals	97	48	6,111	14,959	176	2	32	334	18	299	174	17	...	43	14,988	4,174
5	KOREAN UNION CONFERENCE
6	East Central Korean Conference	156	39	14,273	81,932	1,397	...	24	233	...	568	654	1	82,363	12,037
7	Jeju Region	8	2	410	1,218	18	4	...	25	1,215	306
8	Middlewest Korean Conference	130	15	8,208	31,388	473	...	7	526	...	497	99	2	31,796	6,893
9	North Korean Mission*	26	866	866	...
10	Southeast Korean Conference	123	30	6,318	34,122	602	...	2	24	...	41	34,709	5,416
11	Southwest Korean Conference	90	24	5,363	22,251	416	3	22,664	4,155
12	West Central Korean Conference	166	24	15,614	85,706	1,128	2,604	...	2,002	317	3	87,116	11,651
	Totals	699	134	50,186	257,483	4,034	...	33	3,391	...	3,133	1,073	6	260,729	40,457

*As last reported in 1959.

ATTACHED FIELDS

13	Mongolia Mission	6	5	704	2,855	214	3	3,066	655
15	Taiwan Conference	58	28	3,571	6,751	155	...	3	3	43	1	15	...	11	...	6,928	2,682
	Totals	64	33	4,275	9,606	369	...	3	3	43	1	18	...	11	...	9,994	3,337

NORTHERN ASIA-PACIFIC DIVISION

16	Japan Union Conference	97	48	6,111	14,959	176	2	32	334	18	299	174	17	...	43	14,988	4,174
18	Korean Union Conference	699	134	50,186	257,483	4,034	...	33	3,391	...	3,133	1,073	6	260,729	40,457
19	Attached Fields	64	33	4,275	9,606	369	...	3	3	43	1	18	...	11	...	9,994	3,337
	DIVISION TOTALS	860	215	60,572	282,048	4,579	2	68	3,728	61	3,433	1,265	23	11	43	285,711	47,968

SOUTH AMERICAN DIVISION

1	ARGENTINA UNION CONFERENCE
2	Buenos Aires Conference	107	35	6,899	19,985	695	97	36	617	3	598	90	343	10	5	20,387	5,063
3	Central Argentine Conference	134	100	5,636	23,312	824	97	30	688	7	655	152	230	7	12	23,902	3,620
4	Central West Argentine Mission	49	40	2,697	9,867	522	39	5	317	...	321	69	178	1	5	10,176	2,044
5	North Argentine Conference	130	128	9,914	25,259	1,189	205	19	778	2	763	168	368	94	16	26,043	9,102
6	North Buenos Aires Mission	68	22	3,477	12,764	332	68	16	463	2	440	117	368	63	3	12,654	2,737
7	Northwest Argentine Mission	53	48	3,169	13,956	602	90	20	345	2	357	92	568	35	29	13,934	2,081
8	South Argentine Conference	83	58	4,758	13,264	674	120	9	492	...	461	56	145	26	8	13,863	3,911
	Totals	624	431	36,550	118,407	4,838	716	135	3,700	16	3,595	744	2,200	236	78	120,959	28,558
9	BOLIVIA UNION MISSION
10	Central Bolivia Mission	141	127	14,075	26,015	3,080	125	262	747	5	680	44	52	778	24	28,656	9,729
11	East Bolivia Mission	118	175	16,411	31,594	3,541	108	118	1,195	16	1,168	99	123	1,953	108	33,121	11,107
12	West Bolivia Mission	218	368	23,357	60,797	5,216	108	693	842	41	915	199	31	4,900	230	61,422	16,833
	Totals	477	670	53,843	118,406	11,837	341	1,073	2,784	62	2,763	342	206	7,631	362	123,199	37,669

Conference or Mission	Churches, Companies, and Church Membership															6	16
	2a	2b	3a	3b	4a	4a2	4b	4c	4d	5a	5b	5c	5d	5e			
	Churches	Companies	Church Attendance Average	Church Membership at Beginning of Year	Members Added					Members Subtracted					Church Membership at End of Year		
Baptisms					Former Members' Baptisms	Professions of Faith	Letters Received	Adjustments	Letters Granted	Deaths	Dropped	Missing	Adjustments				

SOUTH AMERICAN DIVISION (CONT'D)

13	CENTRAL BRAZIL UNION CONFERENCE																
14	168	142	7,442	36,335	2,184	555	161	2,528	9	2,400	211	1,046	413	24	37,678	4,896	
15	150	114	9,931	39,326	2,107	575	79	1,923	5	2,112	163	875	452	56	40,357	6,548	
16	157	95	13,529	38,052	1,720	442	70	2,110	3	2,116	145	652	614	73	38,797	9,006	
17	155	119	13,788	30,847	1,895	416	66	1,708	9	1,681	168	500	407	27	32,158	9,452	
18	143	61	20,866	39,230	1,790	408	73	1,743	16	1,744	233	585	117	46	40,535	12,535	
19	82	57	9,236	19,792	1,095	250	52	1,088	2	1,071	143	491	247	6	20,321	6,618	
20	187	128	12,817	35,878	1,901	639	150	2,158	3	2,025	221	1,025	390	34	37,034	9,580	
21	192	130	15,881	34,327	1,429	338	54	1,564	7	1,498	287	555	537	40	34,802	12,677	
Totals	1,234	846	103,490	273,787	14,121	3,623	705	14,822	54	14,647	1,571	5,729	3,177	306	281,682	71,312	
22	CHILE UNION MISSION																
23	60	39	3,151	7,112	378	76	51	378	2	354	73	29	489	5	7,047	2,440	
24	119	55	7,588	19,543	997	95	171	822	...	754	96	140	320	22	20,296	5,228	
25	98	19	7,534	17,338	672	109	231	778	6	760	98	114	737	27	17,398	5,544	
26	78	45	4,497	13,690	788	49	79	505	1	554	36	30	1,026	21	13,445	3,295	
27	97	57	5,391	13,150	619	87	75	483	1	472	145	159	541	6	13,092	4,056	
28	152	85	7,893	21,962	888	138	144	801	2	665	181	213	881	28	21,967	5,707	
29	80	15	4,426	11,348	521	48	87	345	2	374	96	52	840	19	10,970	3,760	
Totals	684	315	40,480	104,143	4,863	602	838	4,112	14	3,933	725	737	4,834	128	104,215	30,030	
30	EAST BRAZIL UNION MISSION																
31	237	219	22,723	43,946	2,828	389	55	2,260	6	2,348	265	937	2,007	46	43,881	17,531	
32	200	342	20,088	37,319	2,566	348	46	1,810	7	1,751	198	759	350	77	38,961	17,392	
33	144	320	15,754	30,026	2,476	340	37	1,192	3	1,142	175	1,443	225	34	31,055	13,300	
34	121	179	13,320	27,241	2,347	275	56	1,274	...	1,357	114	1,382	947	9	27,384	10,988	
35	231	264	23,222	35,900	2,609	576	134	2,140	5	2,264	238	783	1,307	47	36,725	20,595	
36	186	265	15,163	34,524	2,564	274	83	1,487	6	1,632	127	1,389	263	72	35,455	13,219	
Totals	1,119	1,589	110,270	208,956	15,390	2,202	411	10,163	27	10,494	1,117	6,693	5,099	285	213,461	93,025	
37	ECUADOR UNION MISSION																
38	170	173	14,048	29,040	2,373	163	135	1,565	8	1,548	128	2,252	1,096	290	27,970	10,151	
39	138	212	13,618	27,753	1,981	273	97	780	2	786	240	1,508	1,444	118	26,790	10,098	
Totals	308	385	27,666	56,793	4,354	436	232	2,345	10	2,334	368	3,760	2,540	408	54,760	20,249	
40	NORTH BRAZIL UNION MISSION																
41	241	234	20,151	84,282	8,192	709	108	1,914	19	45,325	171	1,403	140	111	48,074	18,385	
42	259	189	17,853	34,906	3,363	819	84	1,239	5	1,363	106	2,267	559	36	36,085	15,474	
43	284	260	24,819	...	6,972	737	63	44,964	2	1,604	108	4,106	53	30	46,837	21,502	
44	210	163	14,871	36,485	4,273	671	97	2,412	4	2,571	116	1,649	2,905	48	36,653	12,359	
45	308	222	21,726	48,079	6,783	719	159	2,055	6	2,152	142	1,397	1,745	69	52,296	19,874	
46	303	216	21,766	55,580	6,988	1,061	109	2,188	17	2,449	196	2,589	6,450	65	54,194	19,478	
47	189	186	12,622	40,399	4,844	576	82	1,895	5	1,929	72	1,195	2,117	45	42,443	10,966	
Totals	1,794	1,470	133,808	299,731	41,415	5,292	702	56,667	58	57,393	911	14,606	13,969	404	316,582	118,038	
48	NORTH PERU UNION MISSION																
49	170	157	14,253	32,255	2,336	199	94	1,129	5	986	183	1,053	768	119	32,909	9,233	
50	374	536	33,751	50,396	3,252	953	133	1,446	8	1,549	382	1,981	1,245	97	50,934	24,762	
51	374	505	32,004	52,663	4,143	1,060	81	1,390	2	1,560	380	3,136	1,287	130	52,846	25,702	
52	273	352	22,099	36,727	3,440	890	70	1,143	3	1,028	202	3,273	409	56	37,305	17,081	
53	228	180	16,732	33,886	2,121	334	86	890	3	847	385	959	1,005	62	34,062	13,031	
Totals	1,419	1,730	118,839	205,927	15,292	3,436	464	5,998	21	5,970	1,532	10,402	4,714	464	208,056	89,809	
54	NORTHEAST BRAZIL UNION MISSION																
55	130	171	9,774	26,567	2,114	298	114	1,428	1	1,484	90	540	1,063	15	27,330	7,876	
56	237	381	12,090	50,639	4,893	603	317	23,107	36	23,107	118	767	792	166	54,645	9,508	
57	213	252	14,204	37,248	3,421	440	139	1,854	303	1,853	127	1,632	2,909	356	36,528	11,259	
58	213	301	12,923	38,712	4,446	561	137	2,097	9	2,151	112	2,069	1,207	51	40,372	9,626	
59	178	189	9,594	32,670	2,528	307	64	1,648	4	1,773	193	1,597	1,666	57	31,935	8,040	
60	100	185	8,149	18,417	1,790	215	72	666	1	637	59	1,277	1,319	46	17,823	7,121	
Totals	1,071	1,479	66,734	204,253	19,192	2,424	843	30,800	354	31,005	699	7,882	8,956	691	208,633	53,430	
61	NORTHWEST BRAZIL UNION MISSION																
62	410	407	32,240	68,770	7,898	1,422	171	3,898	7	3,896	218	6,299	1,386	47	70,320	30,491	
63	215	178	19,095	48,519	4,906	1,004	115	2,228	12	2,390	160	2,926	2,757	78	48,473	15,679	
64	145	90	11,928	19,547	1,186	311	62	1,273	7	1,349	98	555	210	27	20,147	10,356	
65	227	146	14,800	34,939	3,397	740	64	1,999	8	2,095	109	1,586	918	78	36,361	12,652	
Totals	997	821	78,063	171,775	17,387	3,477	412	9,398	34	9,730	585	11,366	5,271	230	175,301	69,178	
66	PARAGUAY UNION OF CHURCHES MISS																
67	66	92	5,325	12,622	925	98	39	679	9	635	56	401	180	10	13,090	4,477	
68	SOUTH BRAZIL UNION CONFERENCE																
69	145	76	13,847	23,467	1,336	330	104	1,732	3	1,775	167	1,292	413	17	23,308	11,498	
70	125	100	9,223	17,407	1,116	278	45	1,097	7	1,057	146	1,012	510	17	17,208	6,919	
71	143	118	14,266	22,440	1,274	271	57	1,616	5	1,468	171	584	349	11	23,800	11,883	
72	146	101	11,644	21,235	1,151	325	63	1,285	7	1,382	186	682	381	28	21,407	8,949	

GENERAL STATISTICS BY DIVISIONS FOR 2019

Conference or Mission	Churches, Companies, and Church Membership															
	2a	2b	3a	3b	4a	4a2	4b	4c	4d	5a	5b	5c	5d	5e	6	16
	Churches	Companies	Church Attendance Average	Church Membership at Beginning of Year	Members Added					Members Subtracted					Church Membership at End of Year	Sabbath School Attendance Average
Baptisms					Former Members' Baptisms	Professions of Faith	Letters Received	Adjustments	Letters Granted	Deaths	Dropped	Missing	Adjustments			

SOUTH AMERICAN DIVISION (CONT'D)

SOUTH BRAZIL UNION CONFERENCE (CONT'D)																
72 North Santa Catarina Conference	131	84	11,733	15,820	824	163	55	1,636	5	1,449	96	777	211	12	15,958	10,199
73 Rio Grande do Sul Conference	131	108	9,508	18,414	840	255	31	1,061	4	1,165	179	789	837	26	17,609	7,452
74 Santa Catarina Conference	148	96	12,391	20,917	1,453	361	87	1,840	10	1,550	111	1,739	370	35	20,863	10,128
75 South Parana Conference	132	105	12,908	18,485	1,132	305	64	2,154	8	1,937	105	520	258	25	19,303	9,747
76 West Parana Conference	114	107	9,697	15,102	763	206	32	1,057	2	993	107	430	447	3	15,182	8,531
Totals	1,215	895	105,217	173,287	9,889	2,494	538	13,478	51	12,776	1,268	7,825	3,776	174	173,918	85,306
77 SOUTH PERU UNION MISSION																
78 Central Andina Mission	175	225	7,939	19,816	1,931	173	50	473	20	502	96	918	128	132	20,687	5,036
79 Central Peru Conference	98	46	8,872	15,563	1,042	215	107	634	41	602	107	251	2,020	104	14,518	5,523
80 Central South Peru Mission	130	119	7,853	16,902	1,543	330	54	483	3	507	68	612	509	30	17,589	5,651
81 East Peru Mission	166	152	11,293	25,840	2,836	331	120	465	33	450	60	1,420	777	69	26,849	8,814
82 Lake Titicaca Mission	268	485	19,337	42,532	3,240	364	184	579	3	565	133	1,274	24	111	44,795	14,000
83 South Peru Mission	198	205	17,809	33,208	3,227	389	204	1,073	9	1,044	191	313	2,073	48	34,441	12,292
84 Southeast Peru Mission	122	314	13,009	33,513	2,763	217	97	507	1	525	127	1,669	1,522	73	33,182	9,343
Totals	1,157	1,546	86,112	187,374	16,582	2,019	816	4,214	110	4,195	782	6,457	7,053	567	192,061	60,659
85 SOUTHEAST BRAZIL UNION CONF.																
86 Central Minas Conference	182	189	14,245	32,573	1,585	401	80	1,974	4	1,922	178	456	146	13	33,902	10,847
87 East Minas Conference	126	112	9,945	20,370	1,016	139	70	718	2	764	133	314	121	21	20,962	9,019
88 Espirito Santo Conference	194	103	13,604	27,643	1,743	422	36	1,280	2	1,311	136	663	513	25	28,478	11,697
89 North Minas Mission	84	117	8,540	15,222	1,215	177	19	504	2	609	61	516	54	15	15,884	7,365
90 Rio de Janeiro Conference	107	52	8,960	17,243	769	170	31	827	2	924	130	287	74	8	17,619	5,668
91 Rio Fluminense Conference	127	113	11,079	20,996	824	236	10	1,139	3	1,158	187	497	165	19	21,182	8,235
92 South Espirito Santo Conference	213	106	14,509	28,534	1,474	340	687	1,364	6	1,350	160	1,510	198	22	29,165	12,570
93 South Minas Conference	144	168	11,826	24,624	1,217	238	45	1,199	2	1,040	177	485	185	76	25,362	9,557
94 South Rio Conference	206	111	13,493	28,180	1,224	315	36	1,337	5	1,477	304	641	82	24	28,569	10,108
Totals	1,383	1,071	106,201	215,385	11,067	2,438	1,014	10,342	28	10,555	1,466	5,369	1,538	223	221,123	85,066
95 URUGUAY UN OF CHURCHES MISSION.																
96 WEST CENTRAL BRAZIL UNION MISSION	158	176	13,487	27,852	1,418	335	73	1,746	10	1,607	142	801	656	61	28,167	11,235
97 Central Brazil Conference	171	122	16,281	32,139	2,510	430	79	2,054	7	1,995	151	1,098	495	84	33,396	13,442
98 Central Planalto Conference	200	196	16,912	33,160	1,896	402	77	2,341	3	2,074	156	657	877	19	34,096	13,888
99 East Mato Grosso Conference	143	118	12,579	22,281	1,292	321	54	1,533	3	1,447	138	777	419	28	22,675	10,876
100 South Mato Grosso Conference	73	141	5,671	13,744	1,402	130	27	944	8	964	64	521	287	44	14,375	4,868
Totals	745	753	64,930	129,176	8,518	1,618	310	8,618	31	8,087	651	3,854	2,734	236	132,709	54,309
102 ATTACHED FIELD																
103 Falkland Islands (Malvinas) Field Station	...	1	...	3	4	7	...
104 SOUTH AMERICAN DIVISION.																
105 Argentina Union Conference	624	431	36,550	118,407	4,838	716	135	3,700	16	3,595	744	2,200	236	78	120,959	28,558
106 Bolivia Union Mission	477	670	53,843	118,406	11,837	341	1,073	2,784	62	2,763	342	206	7,631	362	123,199	37,669
107 Central Brazil Union Conference	1,234	846	103,490	273,787	14,121	3,623	705	14,822	54	14,647	1,571	5,729	3,177	306	281,682	71,312
108 Chile Union Mission	684	315	40,480	104,143	4,863	602	838	4,112	14	3,933	725	737	4,834	128	104,215	30,030
109 East Brazil Union Mission	1,119	1,589	110,270	208,956	15,390	2,202	411	10,163	27	10,494	1,117	6,693	5,099	285	213,461	93,025
110 Ecuador Union Mission	308	385	27,666	56,793	4,354	436	232	2,345	10	2,334	368	3,760	2,540	408	54,760	20,249
111 North Brazil Union Mission	1,794	1,470	133,808	299,731	41,415	5,292	702	56,667	58	57,393	911	14,606	13,969	404	316,582	118,038
112 North Peru Union Mission	1,419	1,730	118,839	205,927	15,292	3,436	464	5,998	21	5,970	1,532	10,402	4,714	464	208,056	89,809
113 Northeast Brazil Union Mission	1,071	1,479	66,734	204,253	19,192	2,424	843	30,800	354	31,005	699	7,882	8,956	691	208,633	53,430
114 Northwest Brazil Union Mission	997	821	78,063	171,775	17,387	3,477	412	9,398	34	9,730	585	11,366	5,271	230	175,301	69,178
115 Paraguay Union of Churches Mission	66	92	5,325	12,622	925	98	39	679	9	635	56	401	180	10	13,090	4,477
116 South Brazil Union Conference	1,215	895	105,217	173,287	9,889	2,494	538	13,478	51	12,776	1,268	7,825	3,776	174	173,918	85,306
117 South Peru Union Mission	1,157	1,546	86,112	187,374	16,582	2,019	816	4,214	110	4,195	782	6,457	7,053	567	192,061	60,659
118 Southeast Brazil Union Conference	1,383	1,071	106,201	215,385	11,067	2,438	1,014	10,342	28	10,555	1,466	5,369	1,538	223	221,123	85,066
119 Uruguay Union of Churches Mission	60	53	2,377	7,640	249	37	8	200	2	191	89	259	430	9	7,158	1,995
120 West Central Brazil Union Mission	745	753	64,930	129,176	8,518	1,618	310	8,618	31	8,087	651	3,854	2,734	236	132,709	54,309
121 Attached Field	...	1	...	3	4	7	...
DIVISION TOTALS	14,353	14,147	1,139,904	2,487,665	195,923	31,253	8,540	178,320	881	178,303	12,906	87,746	72,138	4,575	2,546,914	903,109

SOUTH PACIFIC DIVISION

1 AUSTRALIAN UNION CONFERENCE																
2 Greater Sydney Conference	66	15	...	9,654	196	...	38	214	...	257	57	7	10	...	9,771	...
3 North New South Wales Conference	67	12	...	12,112	185	...	33	692	...	610	96	33	(9)	...	12,292	...
4 Northern Australian Conference	26	9	...	2,742	24	...	8	36	...	65	10	2,735	...
5 South Australian Conference	28	8	...	3,044	67	...	4	85	...	78	28	2	(1)	...	3,093	...
6 South New South Wales Conference	31	8	...	2,921	53	...	11	90	...	76	39	7	2,953	...
7 South Queensland Conference	83	15	...	12,383	273	...	58	534	...	455	127	39	73	...	12,554	...
8 Tasmanian Conference	11	4	...	1,221	43	...	3	32	...	24	13	5	1,257	...
9 Victorian Conference	82	23	...	11,245	278	...	77	433	...	385	93	14	(6)	...	11,547	...
10 Western Australian Conference	40	18	...	6,596	93	...	8	124	...	109	40	15	21	...	6,636	...
Totals	434	112	...	61,918	1,212	...	240	2,240	...	2,059	503	122	88	...	62,838	...

STATISTICAL REPORT FOR 2019

Conference or Mission	Churches, Companies, and Church Membership															
1	2a	2b	3a	3b	4a	4a2	4b	4c	4d	5a	5b	5c	5d	5e	6	16
Conference or Mission	Churches	Companies	Church Attendance Average	Church Membership at Beginning of Year	Members Added					Members Subtracted					Church Membership at End of Year	Sabbath School Attendance Average
					Baptisms	Former Members' Baptisms	Professions of Faith	Letters Received	Adjustments	Letters Granted	Deaths	Dropped	Missing	Adjustments		

SOUTH PACIFIC DIVISION (CONT'D)

11 NEW ZEALAND PACIFIC UNION CONF.
12 Cook Islands Mission	15	2	585	977	11	1	2	1	...	1	...	5	3	...	983	424
13 French Polynesia Mission	44	18	1,482	5,280	124	...	5	70	...	50	36	37	1	...	5,355	1,138
14 New Caledonia Mission	6	4	570	1,047	33	2	1,082	440
15 North New Zealand Conference	64	22	2,307	11,013	188	...	37	331	...	291	96	10	91	...	11,081	1,288
16 Pitcairn Field Station	1	35	35	...
17 South New Zealand Conference	22	...	1,384	2,270	63	...	16	42	...	33	18	7	2	...	2,331	806
Totals	152	46	6,328	20,622	419	3	60	444	...	375	150	59	97	...	20,867	4,096

18 PAPUA NEW GUINEA UNION MISSION
19 Bougainville Mission	45	131	4,119	8,164	380	...	9	1	...	3	6	...	80	...	8,465	3,526
20 Central Papua Conference	127	273	19,638	62,064	7,276	...	6,536	658	...	501	631	1,275	7,125	...	67,002	21,582
21 Eastern Highlands Simbu Mission	249	695	110,621	82,558	4,727	...	2,932	1,597	...	1,283	834	850	3,234	...	85,613	102,519
22 Madang Manus Mission	60	217	1,687	14,526	872	...	162	31	...	26	52	34	595	...	14,884	2,369
23 Morobe Mission	76	228	12,717	25,614	388	...	36	14	...	17	21	11	140	...	25,863	11,518
24 New Britain New Ireland Mission	109	184	7,780	14,119	747	...	444	86	...	51	100	159	1,121	...	13,965	6,878
25 Northern and Milne Bay Mission	46	196	2,379	14,514	590	...	27	19	...	14	21	...	117	...	14,998	2,689
26 Sepik Mission	68	180	24,130	14,865	1,197	...	66	20	...	10	16	4	62	...	16,056	24,837
27 South West Papua Mission	25	92	4,025	11,389	2,187	...	435	26	...	10	60	99	244	...	13,624	4,079
28 Western Highlands Mission	266	1,011	74,986	86,041	10,213	...	168	373	...	284	255	472	1,238	...	94,546	73,019
Totals	1,071	3,207	262,082	333,854	28,577	...	10,815	2,825	...	2,199	1,996	2,904	13,956	...	355,016	253,016

29 TRANS PACIFIC UNION MISSION	1	...	24	96	...	2	98	7
30 American Samoa Region	10	8	233	1,735	144	3	4	...	3	...	3	...	1,880	155
31 Fiji Mission	166	97	17,342	27,495	1,717	139	42	26	...	92	85	20	1,075	...	28,147	9,476
32 Kiribati Mission	14	16	2,820	2,858	62	13	5	8	31	...	12	16	11	8	2,930	2,623
33 Niue Field Station	1	...	18	23	1	...	2	1	27	10
34 Samoa-Tokelau Mission	36	29	3,541	8,381	885	...	8	4	...	26	37	...	10	2	9,203	3,556
35 Solomon Islands Mission	203	402	943	54,624	1,286	53	25	15	...	2	18	113	668	...	55,202	841
36 Tonga Mission	16	18	1,599	3,717	17	6	3,728	1,514
37 Tuvalu Region	1	2	97	361	...	2	4	...	2	365	57
38 Vanuatu Mission	90	125	1,434	26,305	537	5	26	...	12	...	24	12	11	...	26,838	1,118
Totals	538	697	28,051	125,595	4,649	214	108	57	51	120	187	161	1,778	10	128,418	19,357

Note—Statistics for Nauru Attached Church are on the Trans Pacific Union row.

39 SOUTH PACIFIC DIVISION
40 Australian Union Conference	434	112	...	61,918	1,212	...	240	2,240	...	2,059	503	122	88	...	62,838	...
41 New Zealand Pacific Union Conference	152	46	6,328	20,622	419	3	60	444	...	375	150	59	97	...	20,867	4,096
42 Papua New Guinea Union Mission	1,071	3,207	262,082	333,854	28,577	...	10,815	2,825	...	2,199	1,996	2,904	13,956	...	355,016	253,016
43 Trans Pacific Union Mission	538	697	28,051	125,595	4,649	214	108	57	51	120	187	161	1,778	10	128,418	19,357
DIVISION TOTALS	2,195	4,062	296,461	541,989	34,857	217	11,223	5,566	51	4,753	2,836	3,246	15,919	10	567,139	276,469

SOUTHERN AFRICA-INDIAN OCEAN DIVISION

1 BOTSWANA UNION CONFERENCE
2 North Botswana Conference	89	56	1,252	25,419	287	9	...	23	4	23	12	8	24	100	25,575	607
3 South Botswana Conference	70	24	3,466	21,471	616	3	8	123	...	150	11	24	22,036	3,254
Totals	159	80	4,718	46,890	903	12	8	146	4	173	23	32	24	100	47,611	3,861

4 INDIAN OCEAN UNION CONFERENCE
5 Central Malagasy Conference	341	264	12,014	47,318	4,675	24	40	233	...	242	86	69	228	...	51,665	11,241
6 East Malagasy Conference	144	222	5,544	21,335	2,064	30	...	69	8	23,352	6,190
7 Mauritius Conference	35	3	3,188	5,199	123	44	3	52	31	17	5,269	2,284
8 Mayotte Field Station	1	...	91	115	4	4	...	2	121	77
9 North Malagasy Conference	212	253	39,103	39,155	5,135	2	...	54	...	71	42	13	18	...	44,202	38,186
10 North West Malagasy Conference	157	234	18,009	21,176	3,622	2	1	54	...	48	6	54	10	...	24,737	16,454
11 Reunion Conference	17	2	410	1,449	9	2	...	18	19	15	3	23	47	121	1,288	520
12 Seychelles Mission	8	2	768	1,079	39	19	6	12	5	...	16	...	1,105	662
13 South East Malagasy Conference	135	149	13,499	20,810	2,000	1	3	20	...	60	26	162	271	...	22,315	13,010
14 South West Malagasy Conference	47	58	4,821	9,336	1,233	2	6	66	...	47	22	10	26	...	10,538	4,663
Totals	1,097	1,187	97,447	166,972	18,904	33	50	542	28	618	229	353	600	137	184,592	93,287

15 MALAWI UNION CONFERENCE
16 Central Malawi Conference	352	579	52,897	96,080	8,440	...	30	1,218	...	1,555	227	986	320	...	102,680	50,572
17 North Malawi Conference	205	480	32,415	98,212	5,595	635	17	160	...	116	131	163	101	...	104,108	31,448
18 South Malawi Conference	986	925	184,433	378,382	22,485	1,394	147	1,179	...	942	626	458	86	...	401,475	177,147
Totals	1,543	1,984	269,745	572,674	36,520	2,029	194	2,557	...	2,613	984	1,607	507	...	608,263	259,167

19 MOZAMBIQUE UNION MISSION
20 Central Mission	109	750	21,546	87,252	7,839	5	5	103	653	931	...	93,404	20,070
21 North Mission	815	670	167,358	236,022	6,515	...	260	437	4,699	7,407	230,254	166,733
22 North-East Mission	33	99	6,924	15,892	1,267	...	3	27	36	75	421	...	16,603	6,483
23 South Mission	90	126	15,843	31,402	3,144	21	14	24	...	47	23	59	81	...	34,395	15,698
Totals	1,047	1,645	211,671	370,568	18,765	26	277	24	...	79	599	5,486	8,840	...	374,656	208,984

GENERAL STATISTICS BY DIVISIONS FOR 2019

Conference or Mission	Churches, Companies, and Church Membership															
	2a	2b	3a	3b	4a	4a2	4b	4c	4d	5a	5b	5c	5d	5e	6	16
	Churches	Companies	Church Attendance Average	Church Membership at Beginning of Year	Members Added					Members Subtracted					Church Membership at End of Year	Sabbath School Attendance Average
Baptisms					Former Members' Baptisms	Professions of Faith	Letters Received	Adjustments	Letters Granted	Deaths	Dropped	Missing	Adjustments			

SOUTHERN AFRICA-INDIAN OCEAN DIVISION (CONT'D)

24 NORTH-EASTERN ANGOLA UNION MISS
25 Angola East Mission	166	347	43,482	57,190	8,736	61	93	243	...	156	202	103	514	...	65,348	32,215	
26 Angola North Mission	154	165	44,783	69,127	5,368	140	10	390	...	798	186	153	73,898	47,703	
27 Angola North-Eastern Mission	180	328	26,097	38,314	3,605	63	6	312	...	202	78	145	29	...	41,846	26,134	
28 Angola South Luanda and Cabinda Mission	152	121	62,258	68,944	6,974	234	85	1,158	...	969	226	273	23	...	75,904	58,161	
Totals	652	961	176,620	233,575	24,683	498	194	2,103	...	2,125	692	674	566	...	256,996	164,213	
29 NORTHERN ZAMBIA UNION CONF
30 Copperbelt Zambia Conference	608	560	80,408	208,456	12,261	...	52	2,504	...	2,243	426	654	219,950	59,595	
31 Luapula Zambia Conference	298	406	43,912	72,137	6,908	...	23	1,369	...	1,085	260	305	37	...	78,750	35,039	
32 Midlands East Zambia Conference	281	283	29,479	211,073	8,348	...	38	1,232	...	119,475	134	391	239	...	100,452	27,827	
33 Midlands West Zambia Conference	321	267	67,455	...	12,170	...	13	121,949	...	2,705	270	790	46	...	130,321	53,091	
34 North Zambia Field	343	369	97,659	90,458	10,010	...	22	2,158	...	2,157	149	238	424	65	99,615	98,055	
Totals	1,851	1,885	318,913	582,124	49,697	...	148	129,212	...	127,665	1,239	2,378	746	65	629,088	273,607	
35 SOUTHERN AFRICA UNION CONF
36 Cape Conference	496	144	574	44,852	795	9	15	48	...	22	49	4	45,644	685	
37 KwaZulu Natal-Free State Conference	186	78	1,157	19,454	164	11	71	...	109	41	24	38	19,488	1,027	
38 Lesotho Conference	47	21	2,385	10,102	486	2	1	4	...	1	27	...	19	...	10,549	1,551	
39 North Namibia Conference	97	42	7,123	16,523	737	...	100	443	...	320	59	59	30	...	17,335	6,131	
40 Northern Conference	119	14	4,388	21,002	556	8	17	359	...	79	61	60	...	53	21,689	4,210	
41 South Namibia Conference	28	2	1,326	6,099	205	86	9	73	196	77	11	9	32	25	6,514	1,886	
42 Swaziland Conference	26	41	1,976	9,072	418	6	...	2	18	9,476	1,456	
43 Trans-Orange Conference	382	92	12,692	56,987	544	...	45	211	...	198	27	5	67	...	57,490	12,678	
Totals	1,381	434	31,621	184,091	3,905	105	198	1,212	200	808	293	161	186	78	188,185	29,624	
44 SOUTHERN ZAMBIA UNION CONF
45 East Zambia Field	136	191	3,632	35,805	3,675	12	...	92	...	239	31	149	39,165	2,703	
46 Lusaka Conference	263	186	48,037	182,579	11,748	298	70	2,390	...	52,121	228	1,389	28,809	...	114,538	38,840	
47 South Zambia Conference	734	1,271	172,909	389,481	30,907	3,039	233	7,402	...	7,574	748	1,201	421,539	131,893	
48 West Zambia Field	139	535	42,371	96,441	7,951	18	1	460	...	611	109	369	103,782	35,922	
49 Woodlands Conference	116	123	31,519	...	5,700	241	29	51,113	...	925	117	364	107	...	55,570	24,813	
Totals	1,388	2,306	298,468	704,306	59,981	3,608	333	61,457	...	61,470	1,233	3,472	28,916	...	734,594	234,171	
50 SOUTH-WESTERN ANGOLA UNION MISS
51 Central Association Mission	687	1,045	81,274	170,935	16,850	863	123	657	...	1,459	566	1,630	53	...	185,720	77,763	
52 South Association Mission	263	293	32,768	96,277	5,451	256	...	14	...	41	118	253	42	...	101,544	31,357	
Totals	950	1,338	114,042	267,212	22,301	1,119	123	671	...	1,500	684	1,883	95	...	287,264	109,120	
53 ZIMBABWE CENTRAL UNION CONF
54 Central Zimbabwe Conference	475	131	18,115	155,555	9,241	...	2	549	...	780	196	328	2,265	...	161,778	15,347	
55 North-West Zimbabwe Conference	585	154	55,623	155,113	9,422	...	84	529	71	1,021	300	1,622	868	...	161,408	50,792	
Totals	1,060	285	73,738	310,668	18,663	...	86	1,078	71	1,801	496	1,950	3,133	...	323,186	66,139	
56 ZIMBABWE EAST UNION CONFERENCE
57 East Zimbabwe Conference	524	578	38,592	192,270	9,432	...	84	1,174	...	1,393	248	462	799	...	200,058	31,697	
58 North Zimbabwe Conference	426	542	6,495	162,563	6,681	...	90	1,625	...	1,781	138	273	1,430	...	167,337	4,863	
Totals	950	1,120	45,087	354,833	16,113	...	174	2,799	...	3,174	386	735	2,229	...	367,395	36,560	
59 ZIMBABWE WEST UNION CONF
60 South Zimbabwe Conference	211	320	20,401	111,941	4,349	...	1	448	320	462	155	102	137	255	115,948	20,002	
61 West Zimbabwe Conference	229	417	21,505	176,218	6,878	...	3	249	...	386	123	85	1	...	182,753	21,687	
Totals	440	737	41,906	288,159	11,227	...	4	697	320	848	278	187	138	255	298,701	41,689	
62 ATTACHED FIELD
63 Sao Tome and Principe Mission	22	79	7,331	6,694	386	336	22	...	100	...	15	31	51	246	7,195	6,544	
64 SOUTHERN AFRICA-INDIAN OCEAN DIV
65 Botswana Union Conference	159	80	4,718	46,890	903	12	8	146	...	4	173	23	32	24	100	47,611	3,861
66 Indian Ocean Union Conference	1,097	1,187	97,447	166,972	18,904	33	50	542	28	618	229	353	600	137	184,592	93,287	
67 Malawi Union Conference	1,543	1,984	269,745	572,674	36,520	2,029	194	2,557	...	2,613	984	1,607	507	...	608,263	259,167	
68 Mozambique Union Mission	1,047	1,645	211,671	370,568	18,765	26	277	24	...	79	599	5,486	8,840	...	374,656	208,984	
69 North-Eastern Angola Union Mission	652	961	176,620	233,575	24,683	498	194	2,103	...	2,125	692	674	566	...	256,996	164,213	
70 Northern Zambia Union Conference	1,851	1,885	318,913	582,124	49,697	...	148	129,212	...	127,665	1,239	2,378	746	65	629,088	273,607	
71 Southern Africa Union Conference	1,381	434	31,621	184,091	3,905	105	198	1,212	200	808	293	161	186	78	188,185	29,624	
72 Southern Zambia Union Conference	1,388	2,306	298,468	704,306	59,981	3,608	333	61,457	...	61,470	1,233	3,472	28,916	...	734,594	234,171	
73 South-Western Angola Union Mission	950	1,338	114,042	267,212	22,301	1,119	123	671	...	1,500	684	1,883	95	...	287,264	109,120	
74 Zimbabwe Central Union Conference	1,060	285	73,738	310,668	18,663	...	86	1,078	71	1,801	496	1,950	3,133	...	323,186	66,139	
75 Zimbabwe East Union Conference	950	1,120	45,087	354,833	16,113	...	174	2,799	...	3,174	386	735	2,229	...	367,395	36,560	
76 Zimbabwe West Union Conference	440	737	41,906	288,159	11,227	...	4	697	320	848	278	187	138	255	298,701	41,689	
77 Attached Field	22	79	7,331	6,694	386	336	22	...	100	...	15	31	51	246	7,195	6,544	
DIVISION TOTALS	12,540	14,041	1,691,307	4,088,766	282,048	7,766	1,811	202,498	723	202,874	7,151	18,949	46,031	881	4,307,726	1,526,963	

STATISTICAL REPORT FOR 2019

Conference or Mission	Churches, Companies, and Church Membership															
1	2a	2b	3a	3b	4a	4a2	4b	4c	4d	5a	5b	5c	5d	5e	6	16
Conference or Mission	Churches	Companies	Church Attendance Average	Church Membership at Beginning of Year	Members Added					Members Subtracted					Church Membership at End of Year	Sabbath School Attendance Average
					Baptisms	Former Members' Baptisms	Professions of Faith	Letters Received	Adjustments	Letters Granted	Deaths	Dropped	Missing	Adjustments		

SOUTHERN ASIA DIVISION

1 EAST-CENTRAL INDIA UNION SECTION	
2 Adilabad Region	36	65	2,271	11,060	12	2,227	8,845	2,758	
3 East Telangana Section	165	118	12,420	67,084	424	61	160	99	33,024	34,164	14,143	
4 Guntur Section	232	42	25,011	76,942	877	83	113	153	34,505	42,965	23,622	
5 Hyderabad Metro Section	13	54	2,564	6,807	12	4	2,401	4,414	2,757	
6 North Andhra Section	357	221	74,364	166,289	1,968	...	20	154	75	50	49,795	118,203	79,442	
7 North Orissa Region	23	56	2,523	6,578	35	9	5	3	2,690	3,906	2,424	
8 North Rayalaseema Section	229	24	14,479	70,241	598	67	21	13	23,965	46,773	9,907	
9 Northeast Andhra Section	137	115	22,998	49,489	395	75	35	30	11,228	38,516	25,283	
10 Orissa Section	181	248	13,311	45,638	47	7	18,694	26,984	15,942	
11 South Andhra Section	374	125	48,522	134,710	225	31	55,850	79,054	41,192	
12 South Rayalaseema Section	227	40	20,305	77,344	80	72	112	33	35,568	41,639	17,246	
13 Southeast Andhra Section	374	241	25,985	146,889	720	57	12	22	97,626	49,892	23,089	
14 Vishaka Metro Section	15	37	2,716	8,747	41	32	10	27	2,402	6,317	2,243	
15 West Telangana Section	232	42	41,053	120,025	145	25	15	25	42,419	77,686	42,369	
Totals	2,595	1,428	308,522	987,843	5,567	...	20	...	12	...	677	558	455	412,394	579,358	302,417	
16 NORTHEAST INDIA UNION SECTION	
17 Arunachal Pradesh Region	1	16	280	411	31	30	57	415	280	
18 Assam Region	18	55	4,033	5,674	168	60	...	17	...	171	5,714	4,152	
19 Garo Section	43	73	12,175	12,146	392	608	...	52	...	430	12,664	12,759	
20 Khasi Jaintia Conference	28	61	4,773	5,317	255	111	...	24	11	30	5,615	4,851	
21 Manipur Conference	46	83	6,581	7,665	205	...	1	1	78	...	42	6	...	1,118	6,784	6,809	
22 Mizo Conference	82	48	7,456	22,124	669	303	1	38	28	2	2,752	20,275	7,785
23 Nagaland Region	3	5	517	827	15	7	24	784	524	
Totals	221	341	35,815	54,164	1,735	...	1	1	1,197	1	173	45	56	4,572	52,251	37,160	
24 NORTHERN INDIA UNION SECTION	
25 Bihar Region	3	134	2,563	4,694	169	4	1,012	3,855	2,596	
26 Central Uttar Pradesh Region	6	20	667	...	276	475	15	35	731	697	
27 Chhattisgarh Region	10	59	2,074	4,985	169	2	...	2,610	2,542	2,162	
28 Delhi Metro Region	7	33	2,842	3,786	92	3	...	613	3,262	2,842	
29 Eastern Jharkhand Section	17	64	6,410	5,272	208	37	5,517	6,672	
30 Eastern Uttar Pradesh Section	32	193	8,000	46,531	363	...	2	4	...	5,218	41,674	13,323	
31 Haryana Region	17	100	4,063	8,658	263	1,186	7,735	4,013	
32 Himachal Pradesh Region	7	64	3,689	4,947	35	...	2	1,487	3,497	3,689	
33 Kolkata Metro Region	4	4	158	...	63	211	1	275	242	
34 Madhya Pradesh Region	4	17	517	742	82	1	823	526	
35 North Bengal Section	51	35	9,564	11,782	337	16	2,234	9,869	9,629	
36 North India Section	56	46	16,376	14,688	650	14	5,301	10,023	16,687	
37 Rajasthan Section	50	85	2,544	7,201	269	784	6,686	2,232	
38 South Bengal Section	107	178	10,784	21,918	158	211	1	7,635	14,229	9,457	
39 Upper Ganges Section	43	342	33,755	18,076	883	20,230	5	475	15	...	25	887	37,792	34,565	
40 Uttarakhand Region	9	9	608	402	90	492	529	
41 Western Jharkhand Section	57	97	10,909	9,612	166	7	6	9,779	10,501	
42 Western Uttar Pradesh Region	20,230	20,230	
Totals	480	1,480	115,523	183,524	4,273	...	4	20,916	69	20,916	62	...	25	29,002	158,781	120,357	
43 SOUTH-CENTRAL INDIA UN SECTION	
44 Bangalore Metro Conference	53	40	6,250	16,067	146	26	11	23	3,566	12,587	6,021	
45 Goa-West Karnataka Section	58	26	2,168	23,067	307	19	9	14	1,947	21,385	2,383	
46 Kolar-Chinthamani Region	24	52	7,024	12,228	155	17	11	20	4,206	8,129	7,208	
47 North Karnataka Section	84	9	17,065	20,968	115	27	15	22	3,567	17,452	17,786	
48 Raichur-Bellary Region	13	17	1,975	2,054	116	12	16	22	513	1,607	1,830	
49 South Karnataka Section	24	18	3,807	4,252	23	14	9	26	195	4,031	3,970	
Totals	256	162	38,289	78,636	862	115	71	127	13,994	65,191	39,198	
50 SOUTHEAST INDIA UNION SECTION	
51 Chennai Metro Section	46	61	14,460	17,931	3,003	...	20	...	150	...	28	30	605	481	19,960	11,925	
52 Coimbatore Tirupur Section	28	9	3,647	5,039	426	16	...	149	543	4,757	4,003	
53 Dharmapuri Region	24	25	941	4,773	512	...	4	...	167	...	3	...	295	...	5,158	1,005	
54 Erode Nilgiris Section	61	52	5,943	9,060	609	...	5	...	24	...	13	...	183	20	9,482	4,934	
55 Kanchipuram-Chengalpattu Section	10	21	809	2,637	125	3	...	7	1,808	944	817	
56 North Tamil Conference	84	304	21,752	27,817	350	18	...	135	142	27,872	21,740	
57 Pudukottai-Thirumayam Region	4	18	879	1,262	131	2	27	1,368	883	
58 Sivagangai Ramanathapuram Section	16	80	913	6,815	369	70	604	6,510	928	
59 South Tamil Conference	132	107	25,610	39,664	1,100	42	...	415	5,421	34,886	25,933	
60 Thanjavur-Karaikal Section	45	31	1,684	6,825	582	3	150	336	418	6,500	1,689	
61 Theni-Periyakulam Region	8	31	772	3,749	441	115	40	4,035	756	
62 Vellore Section	24	31	2,260	5,750	548	27	10	242	490	5,529	2,278	
63 Villupuram-Tindivanam Region	6	30	1,018	3,968	360	6	...	171	503	3,648	976	
Totals	488	800	80,688	135,290	8,556	...	29	...	343	...	159	190	2,750	10,470	130,649	77,867	
64 SOUTHWEST INDIA UNION SECTION	
65 Alappuzha-Pathanamthitta Section	27	4	1,071	1,943	37	1,969	1,080	
66 Idukki Section	26	29	921	4,895	16	...	5	...	18	4	4,930	925	

GENERAL STATISTICS BY DIVISIONS FOR 2019

Conference or Mission	Churches, Companies, and Church Membership															6	16
	2a	2b	3a	3b	4a	4a2	4b	4c	4d	5a	5b	5c	5d	5e			
	Churches	Companies	Church Attendance Average	Church Membership at Beginning of Year	Members Added					Members Subtracted					Church Membership at End of Year		
Baptisms					Former Members' Baptisms	Professions of Faith	Letters Received	Adjustments	Letters Granted	Deaths	Dropped	Missing	Adjustments				

SOUTHERN ASIA DIVISION (CONT'D)

SOUTHWEST INDIA UNION SECTION (CONT'D)																
67 Malabar Region	7	16	293	1,512	13	...	9	...	4	...	5	1,533	343
68 North Kerala Section	46	26	2,464	8,026	73	24	233	7,842	2,384
69 South Kerala Section	134	15	4,152	21,225	55	55	21,225	4,150
Totals	240	90	8,901	37,601	194	...	14	...	24	...	101	233	37,499	8,882
WESTERN INDIA UNION SECTION																
71 Central Maharashtra Conference	36	31	15,685	21,008	534	51	4,499	16,992	15,251
72 Gujarat Conference	42	60	19,677	24,387	121	9	80	...	1,211	23,208	18,268
73 Mumbai Metro Section	20	86	4,891	10,492	212	4	1,391	9,309	5,190
74 North Maharashtra Section	93	79	26,952	41,010	163	2	10,497	30,674	22,279
75 Saurashtra Region	4	60	2,221	3,604	60	5	...	42	3,617	2,299
76 South Gujarat Region	4	28	1,630	3,056	65	10	...	13	3,098	1,641
77 South Maharashtra Section	37	52	7,388	9,815	155	...	1	6	208	9,757	7,124
78 Vidarbha Region (Nagpur)	21	91	6,599	12,598	43	1	2,804	9,836	7,311
Totals	257	487	85,043	125,970	1,353	...	1	73	95	...	20,665	106,491	79,363
ATTACHED FIELDS																
80 Andaman and Nicobar Island Region	1	4	51	312	32	21	323	51
81 East Himalayan Field	14	24	629	789	62	3	7	841	634
82 Himalayan Section	26	82	4,312	9,385	142	299	9,228	4,314
Totals	41	110	4,992	10,486	236	3	327	10,392	4,999
SOUTHERN ASIA DIVISION																
84 East-Central India Union Section	2,595	1,428	308,522	987,843	5,567	...	20	...	12	...	677	558	455	412,394	579,358	302,417
85 Northeast India Union Section	221	341	35,815	54,164	1,735	...	1	1	1,197	1	173	45	56	4,572	52,251	37,160
86 Northern India Union Section	480	1,480	115,523	183,524	4,273	...	4	20,916	69	20,916	62	...	25	29,002	158,781	120,357
87 South-Central India Union Section	256	162	38,289	78,636	862	115	71	127	13,994	65,191	39,198
88 Southeast India Union Section	488	800	80,688	135,290	8,556	...	29	...	343	...	159	190	2,750	10,470	130,649	77,867
89 Southwest India Union Section	240	90	8,901	37,601	194	...	14	...	24	...	101	233	37,499	8,882
90 Western India Union Section	257	487	85,043	125,970	1,353	...	1	73	95	...	20,665	106,491	79,363
91 Attached Fields	41	110	4,992	10,486	236	3	327	10,392	4,999
DIVISION TOTALS	4,578	4,898	677,773	1,613,514	22,776	...	69	20,917	1,645	20,917	1,363	959	3,413	491,657	1,140,612	670,242

SOUTHERN ASIA-PACIFIC DIVISION

1 BANGLADESH UNION MISSION																
2 East Bangladesh Mission	26	73	4,855	5,034	246	4	...	79	...	5,197	4,831
3 North Bangladesh Mission	35	65	4,773	8,210	241	2	6	8,443	4,453
4 South Bangladesh Mission	35	55	4,781	10,005	353	10	10,348	4,724
5 West Bangladesh Mission	29	94	7,514	9,284	296	7	9,573	8,608
Totals	125	287	21,923	32,533	1,136	2	27	...	79	...	33,561	22,616
6 CENTRAL PHILIPPINE UNION CONF																
7 Central Visayan Conference	288	104	14,026	44,870	2,798	11	14	18	...	14	72	12	4	...	47,609	11,643
8 East Visayan Conference	141	125	13,417	31,421	1,508	...	2	8	...	4,011	85	18	9	...	28,816	12,034
9 Negros Occidental Conference	295	106	18,253	39,866	2,791	6	8	23	...	43	88	30	4	...	42,529	14,827
10 Negros Oriental-Siquijor Mission	143	53	5,446	18,129	889	...	2	6	...	2	32	4	4	...	18,984	5,703
11 Romblon Mission	72	13	3,410	8,026	309	14	12	22	...	37	61	50	124	...	8,111	3,176
12 Samar Mission	42	56	1,740	...	755	31	...	4,010	18	...	22	22	79	...	4,691	1,663
13 West Visayan Conference	311	121	31,419	45,379	1,384	1,358	1,468	757	2,156	...	41,024	27,658
Totals	1,292	578	87,711	187,691	10,434	62	38	4,087	18	5,465	1,828	893	2,380	...	191,764	76,704
14 EAST INDONESIA UNION CONFERENCE																
15 Bolaang Mongondow & Gorontalo Mission	64	13	3,840	6,905	232	16	...	9	...	9	15	1	7,137	3,386
16 Central Sulawesi Mission	58	25	3,774	9,930	360	2	4	...	31	4	10,261	3,753
17 Luwu Tana Toraja Mission	33	20	2,768	3,126	96	5	2	16	3,209	2,581
18 Maluku Mission	48	23	5,545	6,879	112	38	1	6,952	4,502
19 Manado and North Maluku Conference	129	10	10,273	17,488	530	9	18,009	7,369
20 Minahasa Conference	223	23	16,478	28,824	712	318	51	11	...	46	119	51	77	...	29,623	14,616
21 North Minahasa Bitung Mission	123	3	11,558	13,682	589	26	37	45	65	...	14,150	11,607
22 Northern Island Mission	61	20	2,283	4,254	158	9	4,403	2,001
23 Papua Mission	128	21	15,421	19,540	1,236	54	...	15	...	6	41	3	20,795	11,224
24 South Sulawesi Conference	29	38	1,243	2,779	118	6	1	5	2	2,895	1,020
25 West Papua Mission	43	19	2,998	11,193	303	8	43	...	2	1,898	9,561	3,290
Totals	939	215	76,181	124,600	4,446	433	51	37	4	64	363	103	144	1,902	126,995	65,349
26 MYANMAR UNION MISSION																
27 Ayeyarwady Mission	62	24	3,086	7,603	311	...	23	13	...	4	40	126	101	...	7,679	3,108
28 Central Myanmar Mission	32	19	2,949	4,996	169	...	6	31	1	33	2	5	8	...	5,155	3,274
29 South East Mission	29	17	2,283	5,233	194	...	25	11	...	12	8	10	5,433	2,359
30 Upper Myanmar Mission	78	20	5,109	9,678	792	...	115	225	...	241	55	137	152	...	10,225	5,054
31 Yangon Mission	38	14	4,049	5,819	136	...	33	341	75	11	10	86	349	99	5,849	4,189
Totals	239	94	17,476	33,329	1,602	...	202	621	76	301	115	364	610	99	34,341	17,984

STATISTICAL REPORT FOR 2019

Conference or Mission	Churches, Companies, and Church Membership															
1	2a	2b	3a	3b	4a	4a2	4b	4c	4d	5a	5b	5c	5d	5e	6	16
Conference or Mission	Churches	Companies	Church Attendance Average	Church Membership at Beginning of Year	Members Added					Members Subtracted					Church Membership at End of Year	Sabbath School Attendance Average
					Baptisms	Former Members' Baptisms	Professions of Faith	Letters Received	Adjustments	Letters Granted	Deaths	Dropped	Missing	Adjustments		

SOUTHERN ASIA-PACIFIC DIVISION (CONT'D)

32	NORTH PHILIPPINE UNION CONF.	
33	Cavite Mission	76	25	3,902	...	1,243	22,000	23,243	2,603	
34	Central Luzon Conference	337	105	105,925	183,429	6,438	2	80	80	22,065	25	60	75	...	167,804	98,938	
35	Mountain Provinces Mission	113	48	3,068	24,632	515	7	25,140	2,527	
36	Northeast Luzon Mission	174	28	3,400	28,069	1,754	...	10	2	8	2	65	1	564	29,211	3,243	
37	Northern Luzon Mission	174	41	12,590	30,709	2,397	1	...	9	26	33,072	12,913	
38	Palawan Mission	121	39	11,489	30,628	1,592	21	32,199	11,477	
39	South-Central Luzon Conference	333	127	2,874	65,377	3,011	15	23	28	23	27	6	68,398	2,430	
40	Southern Luzon Mission	187	35	15,826	33,148	2,288	32	13	3	57	27	81	292	...	35,027	15,827	
	Totals	1,515	448	159,074	395,992	19,238	49	126	22,114	8	22,156	198	148	931	414,094	149,958	
41	PAKISTAN UNION SECTION	
42	Northern Section	88	58	3,407	8,033	517	143	2	53	8,642	1,498	
43	Southern Section	32	9	1,205	5,480	197	...	7	11	5,673	640	
	Totals	120	67	4,612	13,513	714	143	9	64	14,315	2,138	
44	SOUTH PHILIPPINE UNION CONF.	
45	Central Mindanao Mission	249	123	15,107	...	4,897	...	56	52,491	387	68	388	5,003	...	51,598	14,236	
46	Davao Mission	351	260	37,958	107,344	10,369	...	43	5	14	107	160	22	...	117,458	31,903	
47	North Central Mindanao Conference	242	95	15,023	85,906	3,244	...	145	83	52,481	80	101	234	3	36,479	11,169	
48	Northeastern Mindanao Mission	271	302	75,604	99,045	10,187	...	26	35	535	174	2,649	3,773	...	102,162	73,448	
49	Southern Mindanao Mission	411	251	93,576	152,079	11,983	97	41	17	8	68	33	10	...	164,098	86,050	
50	Western Mindanao Conference	373	131	41,028	79,989	6,869	...	6	2	3	84	1	86,778	40,799	
51	Zamboanga Peninsula Mission	236	65	29,464	46,392	4,894	172	10	4	15	61	15	240	...	51,141	27,689	
	Totals	2,133	1,227	307,760	570,755	52,443	269	327	52,637	...	53,443	642	3,347	9,282	3	609,714	285,294
52	SOUTHEAST ASIA UNION MISSION	
53	Cambodia Mission	7	35	3,494	3,392	178	1	14	...	2	...	3,553	3,386	
54	Laos Region	2	3	1,099	1,429	202	2	68	1,561	999	
55	Peninsular Malaysia Mission	28	12	3,147	6,001	93	...	4	27	22	29	2	6,072	2,333	
56	Sabah Mission	170	86	17,718	32,797	1,142	...	16	69	47	78	27	21	248	33,603	17,460	
57	Sarawak Mission	98	59	6,794	20,042	638	2	1	139	80	3	...	20,459	6,777	
58	Singapore Conference	8	...	1,383	3,120	47	...	3	28	24	8	1	3,165	730	
59	Thailand Mission	54	75	10,416	14,408	507	48	33	154	48	22	47	174	...	14,859	8,743	
60	Vietnam Mission	18	176	4,604	13,328	510	...	58	9	5	44	39	13,817	4,716	
	Totals	385	446	48,655	94,517	3,317	50	114	287	...	148	336	263	200	249	97,089	45,144
61	WEST INDONESIA UNION MISSION	
62	Central Java Mission	38	25	3,103	4,876	239	2	3	40	347	286	197	331	...	3,999	2,618	
63	Central Sumatra Mission	107	43	4,811	8,047	494	114	1	35	59	32	92	700	98	7,710	4,920	
64	East Java Conference	74	28	3,984	7,737	396	...	22	25	8	44	59	95	17	7,973	3,406	
65	East Kalimantan Mission	54	24	3,322	5,178	236	...	10	28	41	26	64	132	...	5,189	2,471	
66	Jakarta Conference	176	32	27,175	30,679	1,089	...	2	44	3	23	17	6	1,906	29,790	21,149	
67	North Sumatra Mission	197	36	8,889	16,651	1,021	282	57	142	5,106	10	12,075	9,506	
68	Nusa Tenggara Mission	88	25	5,051	9,131	363	80	5	20	9,549	4,440	
69	South Sumatra Mission	72	36	1,635	8,018	268	...	4	1	29	16	104	6	...	8,136	1,671	
70	West Java Conference	44	8	8,496	10,532	400	...	44	21	...	662	...	10,293	12,103	
71	West Kalimantan Region	19	65	1,393	6,023	852	5	...	16	...	6,854	1,374	
	Totals	869	322	67,859	106,872	5,358	196	42	217	11	830	539	700	8,876	101,568	63,658	
72	ATTACHED FIELDS	
73	Sri Lanka Mission of SDA	35	21	1,193	3,282	36	4	...	5	3,317	1,243	
74	Timor-Leste Mission	1	2	285	613	23	3	639	280	
	Totals	36	23	1,478	3,895	59	3	...	4	...	5	3,956	1,523	
75	SOUTHERN ASIA-PACIFIC DIVISION	
76	Bangladesh Union Mission	125	287	21,923	32,533	1,136	2	27	...	79	...	33,561	22,616	
77	Central Philippine Union Conference	1,292	578	87,711	187,691	10,434	62	38	4,087	18	5,465	1,828	893	2,380	191,764	76,704	
78	East Indonesia Union Conference	939	215	76,181	124,600	4,446	433	51	37	4	64	363	103	144	1,902	126,995	
79	Myanmar Union Mission	239	94	17,476	33,329	1,602	...	202	621	76	301	115	364	610	99	34,341	
80	North Philippine Union Conference	1,515	448	159,074	395,992	19,238	49	126	22,114	8	22,156	198	148	931	414,094	149,958	
81	Pakistan Union Section	120	67	4,612	13,513	714	143	9	64	14,315	2,138	
82	South Philippine Union Conference	2,133	1,227	307,760	570,755	52,443	269	327	52,637	...	53,443	642	3,347	9,282	3	609,714	
83	Southeast Asia Union Mission	385	446	48,655	94,517	3,317	50	114	287	...	148	336	263	200	249	97,089	
84	West Indonesia Union Mission	869	322	67,859	106,872	5,358	196	42	217	11	830	539	700	8,876	101,568		
85	Attached Fields	36	23	1,478	3,895	59	3	...	4	...	5	3,956	1,523	
	DIVISION TOTALS	7,653	3,707	792,728	1,563,697	98,747	1,205	909	80,004	117	82,409	4,117	5,818	22,502	2,436	1,627,397	

TRANS-EUROPEAN DIVISION

1	ADRIATIC UNION CONFERENCE
2	Albanian Mission of SDA	5	2	139	461	6	467	110
3	Croatian Conference	68	...	1,327	2,619	48	1	7	8	...	8	58	36	...	16	2,565
4	Slovenian Conference	15	2	212	565	5	6	1	563	208
	Totals	88	4	1,678	3,645	59	1	7	8	...	8	64	37	...	16	3,595

GENERAL STATISTICS BY DIVISIONS FOR 2019

Conference or Mission	Churches, Companies, and Church Membership															
	2a	2b	3a	3b	4a	4a2	4b	4c	4d	5a	5b	5c	5d	5e	6	16
	Churches	Companies	Church Attendance Average	Church Membership at Beginning of Year	Members Added					Members Subtracted					Church Membership at End of Year	Sabbath School Attendance Average
Baptisms					Former Members' Baptisms	Professions of Faith	Letters Received	Adjustments	Letters Granted	Deaths	Dropped	Missing	Adjustments			
TRANS-EUROPEAN DIVISION (CONT'D)																
5 BALTIC UNION CONFERENCE
6 Estonian Conference	19	2	687	1,384	11	...	4	39	3	39	28	23	1	8	1,342	537
7 Latvian Conference	52	3	1,533	3,817	38	...	3	30	5	33	53	14	7	12	3,774	1,443
8 Lithuanian Conference	18	4	275	749	5	7	6	9	2	6	19	...	731	254
Totals	89	9	2,495	5,950	54	...	7	76	14	81	83	43	27	20	5,847	2,234
9 BRITISH UNION CONFERENCE
10 Irish Mission	12	9	584	929	29	1	10	25	24	16	1	6	995	420
11 North England Conference	100	37	2,641	11,030	333	15	42	212	109	140	69	15	...	50	11,467	1,990
12 Scottish Mission	10	6	452	677	40	...	5	17	...	15	3	4	...	1	716	331
13 South England Conference	161	60	3,425	25,295	523	6	134	630	146	525	158	12	191	116	25,732	1,944
14 Welsh Mission	13	6	364	663	10	...	1	13	4	7	3	681	322
Totals	296	118	7,466	38,594	935	22	192	897	283	703	234	31	191	173	39,591	5,007
15 DANISH UNION OF CHURCHES CONF	38	1	...	2,445	14	1	4	19	...	2	23	13	3	3	2,439	...
16 FINLAND UNION OF CHURCHES CONF	59	9	1,432	4,657	62	...	22	19	...	2	71	53	10	...	4,624	1,386
17 HUNGARIAN UNION CONFERENCE
18 Duna Conference	56	11	2,379	3,020	50	...	3	55	...	43	51	15	5	...	3,014	1,358
19 Tisza Conference	57	16	424	2,178	15	...	2	32	...	37	38	7	8	...	2,137	586
Totals	113	27	2,803	5,198	65	...	5	87	...	80	89	22	13	...	5,151	1,944
20 NETHERLANDS UN OF CHURCHES CONF	58	16	...	6,009	79	2	10	101	105	98	64	63	...	91	5,990	...
21 NORWEGIAN UNION CONFERENCE
22 East Norway Conference	35	...	973	2,882	24	...	10	70	...	45	39	15	2,887	705
23 North Norway Conference	14	...	89	479	3	17	...	4	12	1	482	84
24 West Norway Conference	13	2	247	1,175	19	...	7	16	...	8	34	9	1,166	186
Totals	62	2	1,308	4,536	46	...	17	103	...	57	85	25	4,535	975
25 POLISH UNION CONFERENCE
26 East Polish Conference	34	8	1,003	1,961	35	...	4	51	2	20	28	6	5	16	1,978	877
27 South Polish Conference	50	4	519	2,141	31	...	1	26	...	20	26	7	5	...	2,141	538
28 West Polish Conference	32	14	1,065	1,734	21	...	1	53	...	38	20	28	11	1	1,711	1,021
Totals	116	26	2,587	5,836	87	...	6	130	2	78	74	41	21	17	5,830	2,436
29 SOUTH-EAST EUROPEAN UNION CONF
30 Bosnia and Herzegovina Conference	23	...	260	601	3	6	...	3	12	1	594	241
31 Macedonian Mission	15	6	313	546	14	...	1	11	...	7	12	5	548	292
32 North Conference	88	...	2,270	3,292	20	...	10	17	...	26	51	4	3,258	2,183
33 South Conference	84	...	1,173	2,827	16	...	5	25	...	24	35	30	19	152	2,613	940
Totals	210	6	4,016	7,266	53	...	16	59	...	60	110	40	19	152	7,013	3,656
34 SWEDISH UNION OF CHURCHES CONF	32	4	923	2,928	44	1	12	20	1	10	63	14	2,919	772
35 ATTACHED FIELDS
36 Cyprus Region	2	1	120	103	10	2	...	1	1	2	2	...	109	119
37 Greek Mission	9	5	247	467	14	7	...	9	3	...	5	...	471	183
38 Iceland Conference	6	1	144	465	3	2	1	469	138
Totals	17	7	511	1,035	27	11	...	10	5	2	7	...	1,049	440
39 TRANS-EUROPEAN DIVISION
40 Adriatic Union Conference	88	4	1,678	3,645	59	1	7	8	...	8	64	37	...	16	3,595	1,565
41 Baltic Union Conference	89	9	2,495	5,950	54	...	7	76	14	81	83	43	27	20	5,847	2,234
42 British Union Conference	296	118	7,466	38,594	935	22	192	897	283	703	234	31	191	173	39,591	5,007
43 Danish Union of Churches Conference	38	1	...	2,445	14	1	4	19	...	2	23	13	3	3	2,439	...
44 Finland Union of Churches Conference	59	9	1,432	4,657	62	...	22	19	...	2	71	53	10	...	4,624	1,386
45 Hungarian Union Conference	113	27	2,803	5,198	65	...	5	87	...	80	89	22	13	...	5,151	1,944
46 Netherlands Union of Churches Conference	58	16	...	6,009	79	2	10	101	105	98	64	63	...	91	5,990	...
47 Norwegian Union Conference	62	2	1,308	4,536	46	...	17	103	...	57	85	25	4,535	975
48 Polish Union Conference	116	26	2,587	5,836	87	...	6	130	2	78	74	41	21	17	5,830	2,436
49 South-East European Union Conference	210	6	4,016	7,266	53	...	16	59	...	60	110	40	19	152	7,013	3,655
50 Swedish Union of Churches Conference	32	4	923	2,928	44	1	12	20	1	10	63	14	2,919	772
51 Attached Fields	17	7	511	1,035	27	11	...	10	5	2	7	...	1,049	439
DIVISION TOTALS	1,178	229	25,219	88,099	1,525	27	298	1,530	405	1,189	965	384	291	472	88,583	20,413
WEST-CENTRAL AFRICA DIVISION																
1 CAMEROON UNION MISSION
2 Adamaoua-Mayo Rey Conference	45	24	3,501	...	281	...	6	5,546	5	5,828	2,860
3 Benoue-Faro Mission	81	33	4,681	...	326	...	1	7,567	...	1	1	7,892	4,319
4 Central-South Cameroon Conference	349	217	27,931	35,499	2,576	...	95	63	395	71	170	504	296	395	37,192	28,488

Conference or Mission	Churches, Companies, and Church Membership															
	2a	2b	3a	3b	4a	4a2	4b	4c	4d	5a	5b	5c	5d	5e	6	16
1	Churches	Companies	Church Attendance Average	Church Membership at Beginning of Year	Members Added					Members Subtracted					Church Membership at End of Year	Sabbath School Attendance Average
Conference or Mission					Baptisms	Former Members' Baptisms	Professions of Faith	Letters Received	Adjustments	Letters Granted	Deaths	Dropped	Missing	Adjustments		

WEST-CENTRAL AFRICA DIVISION (CONT'D)

CAMEROON UNION MISSION (CONT'D)																
5 East Cameroon Conference	238	215	20,106	24,035	2,090	...	68	1,166	2,345	453	170	836	984	4,361	22,900	17,969
6 North Cameroon Conference	199	74	42,852	46,191	2,872	...	32	52	...	13,123	70	456	1,123	...	34,375	40,432
7 West Cameroon Conference	68	26	6,285	6,768	526	...	8	44	...	33	25	...	104	...	7,184	5,719
Totals	980	589	105,356	112,493	8,671	...	210	14,438	2,740	13,681	441	1,796	2,507	4,756	115,371	99,787
CENTRAL AFRICAN UNION MISSION																
8 Central African Republic Mission	52	47	4,221	6,039	230	2	18	8	6,281	3,883
10 Chad Mission	42	39	...	3,172	244	...	2	2	509	2	11	23	3,893	...
11 Congo Region	16	7	246	1,055	107	2	...	8	125	7	3	11	2	17	1,257	176
12 Equatorial Guinea Mission	9	15	397	1,623	106	...	1	10	...	9	5	32	2	...	1,692	397
13 Gabon Mission	21	16	1,386	2,396	138	11	6	...	19	1	6	6	23	6	2,528	833
Totals	140	124	6,250	14,285	825	15	27	20	653	19	33	72	27	23	15,651	5,289
EASTERN NIGERIA UNION CONF																
15 Aba East Conference	100	18	44,568	29,436	1,424	158	...	136	154	...	8	...	30,720	46,063
16 Aba North Conference	84	37	39,213	24,092	331	4	1	14	...	16	51	...	43	...	24,332	39,656
17 Aba South Conference	63	26	24,727	24,644	576	1	11	40	52	6,423	101	9	8	...	18,783	24,499
18 Aba West Mission	28	25	4,451	...	84	...	3	6,273	...	26	27	21	39	...	6,247	4,559
19 Abia North-Central Conference	41	63	17,944	10,063	322	1	5	137	...	106	82	17	15	...	10,308	18,307
20 Akwa Ibom Conference	14	53	6,321	4,656	225	...	4	1	10	4,876	6,431
21 Anambra Mission	16	26	3,254	2,178	179	8	...	22	7	2,336	3,348
22 Bayelsa Mission	9	36	2,038	1,758	75	1	...	3	3	1,828	2,037
23 Cross River Conference	4	15	3,407	2,531	116	...	8	819	1,836	3,364
24 Ebonyi Conference	37	45	12,508	6,120	207	...	2	27	...	25	24	7	6,300	12,759
25 Enugu Conference	13	33	3,346	1,872	123	...	1	20	...	9	8	6	1,993	3,454
26 Imo Conference	70	55	9,972	5,684	243	...	6	58	...	20	53	3	5,915	10,029
27 Northern Cross River Mission	4	6	544	...	31	823	...	5	2	847	562
28 Port Harcourt Conference	86	39	39,241	23,086	967	...	6	138	...	43	40	2	7	...	24,105	39,095
29 Rivers East Conference	38	45	10,609	6,772	261	21	...	18	19	...	8	...	7,009	10,671
30 Rivers West Conference	82	91	11,015	17,161	652	...	1	26	...	64	80	121	244	...	17,331	10,876
Totals	689	613	233,158	160,053	5,816	6	48	7,745	52	7,735	661	186	372	...	164,766	235,710
EASTERN SAHEL UNION MISSION																
32 Benin Mission	31	59	6,302	5,543	535	2	7	1	3	...	15	76	141	...	5,859	6,222
33 Burkina Faso Mission	12	65	2,769	2,127	242	1	12	2,358	2,581
34 Cote d'Ivoire Conference	92	108	6,943	9,343	896	...	12	27	10,224	5,885
35 Niger Region	2	27	752	959	274	3	1,230	792
36 Togo Conference	71	125	11,671	9,325	667	...	2	32	...	53	36	74	175	...	9,688	11,163
Totals	208	384	28,437	27,297	2,614	3	21	33	3	53	93	150	316	...	29,359	26,643
NORTHERN GHANA UNION MISSION																
38 Ashanti Central Ghana Conference	76	36	14,400	17,753	869	1	...	27	...	30	51	...	1	127	18,441	10,674
39 Ashanti South Ghana Conference	176	184	20,946	27,460	1,039	15	24	44	218	86	77	3	...	127	28,507	16,736
40 Central Ghana Conference	96	117	12,496	16,941	1,031	...	36	72	...	159	75	66	14	...	17,766	9,832
41 Green View Ghana Conference	87	108	4,478	9,002	399	...	2	1,845	...	40	26	49	169	3,314	7,650	3,402
42 Mid-Central Ghana Conference	79	50	16,588	20,959	679	1	2	758	...	776	55	654	20,914	10,208
43 Mid-North Ghana Conference	139	124	20,667	27,531	1,002	...	1	283	82	1,281	86	350	171	3,239	23,772	11,216
44 Mid-West Ghana Conference	91	152	16,561	21,670	967	...	9	919	...	2,071	51	26	...	1,230	20,187	15,768
45 Mountain View Ghana Conference	102	84	18,736	29,977	1,107	...	24	190	...	204	138	7	...	1,413	29,536	16,230
46 North Ghana Mission	19	106	1,986	8,384	255	...	3	2	...	1	6	8,637	1,700
47 South Central Ghana Conference	102	123	12,751	19,210	1,030	...	4	75	366	109	64	...	42	366	20,104	8,466
Totals	967	1,084	139,609	198,887	8,378	17	105	4,215	666	4,757	629	501	397	10,470	195,514	104,232
NORTHERN NIGERIA UNION CONF																
49 North Central Nigeria Conference	50	83	8,502	9,557	497	...	41	146	2	57	35	9	17	...	10,125	11,472
50 North East Nigeria Conference	84	150	24,590	19,324	976	...	53	338	330	192	95	56	25	...	20,653	24,882
51 North West Nigeria Conference	109	157	24,903	16,731	767	17	54	220	166	371	96	129	83	...	17,276	22,324
Totals	243	390	57,995	45,612	2,240	17	148	704	498	620	226	194	125	...	48,054	58,678
SOUTHERN GHANA UNION CONF																
53 Accra City Conference	97	40	17,441	28,117	1,453	...	20	458	...	350	58	32	176	...	29,432	14,062
54 Diamond Field Ghana Conference	64	127	10,430	11,825	825	...	8	85	...	63	96	27	16	8	12,533	8,789
55 East Ghana Conference	75	64	7,821	11,377	580	...	4	32	5	41	46	...	16	...	11,895	5,979
56 Eastern View Ghana Conference	77	121	5,293	12,871	830	...	21	23	...	54	81	1	220	...	13,389	3,961
57 Meridian Ghana Conference	52	26	8,964	12,421	683	...	7	307	...	255	30	8	2	8	13,115	6,659
58 Mid-South Ghana Conference	109	207	10,490	17,293	1,337	...	2	43	...	61	24	...	22	...	18,568	7,216
59 Pioneer Ghana Conference	74	161	11,986	15,200	583	...	1	52	29	22	42	...	2	...	15,799	8,349
60 South West Ghana Conference	139	115	9,970	20,764	816	1	...	84	512	115	47	3	22,012	8,562
61 Volta North Ghana Mission	16	80	2,519	3,824	385	4	4	15	21	7	4,174	2,152
62 Volta South Ghana Mission	26	56	5,519	4,924	277	...	2	3	14	4	14	46	5,156	4,758
63 West-Central Ghana Conference	120	77	7,998	13,431	1,062	3	9	114	...	132	68	36	20	...	14,363	6,814
64 Western North Ghana Conference	115	155	9,006	14,721	848	5	2	95	...	170	34	3	14	...	15,450	8,313
Totals	964	1,229	107,437	166,768	9,679	9	76	1,300	564	1,282	561	117	488	62	175,886	85,614

GENERAL STATISTICS BY DIVISIONS FOR 2019

Conference or Mission	Churches, Companies, and Church Membership															
	2a	2b	3a	3b	4a	4a2	4b	4c	4d	5a	5b	5c	5d	5e	6	16
1	Churches	Companies	Church Attendance Average	Church Membership at Beginning of Year	Members Added					Members Subtracted					Church Membership at End of Year	Sabbath School Attendance Average
Conference or Mission					Baptisms	Former Members' Baptisms	Professions of Faith	Letters Received	Adjustments	Letters Granted	Deaths	Dropped	Missing	Adjustments		

WEST-CENTRAL AFRICA DIVISION (CONT'D)

65 WEST AFRICAN UNION MISSION
66 Central Liberia Mission	36	37	5,669	5,292	146	812	...	34	26	21	...	6,169	3,792
67 Guinea Region	6	28	225	2,083	45	362	...	1	2,489	232
68 Sierra Leone Mission	53	65	5,195	10,177	333	1,583	...	40	5	4	...	12,044	2,645
69 South-East Liberia Mission	19	24	407	2,710	230	...	12	...	648	...	16	8	3,576	390
70 South-West Liberia Conference	21	17	1,461	14,580	246	...	5	...	2,524	...	8	17,347	1,830
Totals	135	171	12,957	34,842	1,000	...	17	...	5,929	...	99	39	25	...	41,625	8,889
71 WESTERN NIGERIA UNION CONF.
72 Delta Conference	31	70	2,221	6,771	239	...	4	7	...	9	10	7,002	2,141
73 Edo Conference	23	43	3,648	3,696	263	3	1	3,955	3,639
74 Ekiti Conference	35	35	2,402	9,332	175	...	3	9,510	3,399
75 Kogi Region	7	28	...	654	38	5	687	...
76 Kwara Conference	31	42	2,442	2,677	77	...	2	1	4	2,751	2,355
77 Lagos Atlantic Conference	24	28	3,337	6,193	169	...	3	40	...	5	9	2	5	...	6,384	2,920
78 Lagos Mainland Conference	40	33	7,624	7,531	202	8	...	3	3	2	154	...	7,579	7,610
79 Ogun Conference	26	61	5,667	9,123	428	...	3	1	4	1	2	1	9,555	5,325
80 Ondo Mission	24	46	1,014	2,320	86	...	8	6	32	2,376	899
81 Osun Conference	32	46	6,146	5,466	275	5,741	6,016
82 Oyo Conference	34	42	...	3,928	3,928	...
Totals	307	474	34,501	57,691	1,952	...	23	56	4	18	39	6	191	4	59,468	34,304
83 WESTERN SAHEL UNION MISSION.
84 Cabo Verde Conference	43	37	1,203	9,465	45	10	2	7	...	14	3	25	9	50	9,428	964
85 Gambia Region	5	8	208	407	4	1	93	...	317	232
86 Guinea-Bissau Mission	8	14	634	3,703	139	3,842	457
87 Mali Mission	5	21	408	1,937	32	10	1,979	417
88 Senegal/Mauritania Mission	7	7	196	743	24	1	1	767	191
Totals	68	87	2,649	16,255	244	20	2	8	...	15	4	25	102	50	16,333	2,261
89 WEST-CENTRAL AFRICA DIVISION
90 Cameroon Union Mission	980	589	105,354	112,493	8,671	...	210	14,438	2,740	13,681	441	1,796	2,507	4,756	115,371	99,786
91 Central African Union Mission	140	124	6,249	14,285	825	15	27	20	653	19	33	72	27	23	15,651	5,288
92 Eastern Nigeria Union Conference	689	613	233,155	160,053	5,816	6	48	7,745	52	7,735	661	186	372	...	164,766	235,709
93 Eastern Sahel Union Mission	208	384	28,436	27,297	2,614	3	21	33	3	53	93	150	316	...	29,359	26,641
94 Northern Ghana Union Mission	967	1,084	139,607	198,887	8,378	17	105	4,215	666	4,757	629	501	397	10,470	195,514	104,231
95 Northern Nigeria Union Conference	243	390	57,995	45,612	2,240	17	148	704	498	620	226	194	125	...	48,054	58,677
96 Southern Ghana Union Conference	964	1,229	107,435	166,768	9,679	9	76	1,300	564	1,282	561	117	488	62	175,886	85,612
97 West African Union Mission	135	171	12,956	34,842	1,000	...	17	...	5,929	...	99	39	25	...	41,625	8,887
98 Western Nigeria Union Conference	307	474	34,497	57,691	1,952	...	23	56	4	18	39	6	191	4	59,468	34,302
99 Western Sahel Union Mission	68	87	2,648	16,255	244	20	2	8	...	15	4	25	102	50	16,333	2,260
DIVISION TOTALS	4,701	5,145	728,332	834,183	41,419	87	677	28,519	11,109	28,180	2,786	3,086	4,550	15,365	862,027	661,393

ATTACHED TO THE GENERAL CONFERENCE

1 CHINESE UNION MISSION
2 China	1,142	2,968	...	458,940	9,266	25	2,973	...	28	...	1,443	...	2,273	...	467,516	...
3 Hong Kong-Macao Conference	20	4	1,660	4,697	61	3	31	45	...	30	30	1	4,776	1,150
Totals	1,162	2,972	1,660	463,637	9,327	28	3,004	45	28	30	1,473	...	2,273	1	472,292	1,150
1 MIDDLE EAST & NORTH AFRICA UN MISS
2 East Mediterranean Region	6	4	256	563	22	...	1	3	...	1	1	587	156
3 Egypt-Sudan Field	23	10	494	883	95	...	3	412	...	1	3	1,389	457
4 Gulf Field	20	4	2,232	2,213	92	7	58	141	1	66	3	5	...	9	2,429	1,453
5 North Africa Region	4	1	166	188	21	...	1	14	224	145
6 West Asia Field	5	...	265	413	82	...	1	3	...	2	491	233
Totals	58	19	3,413	4,260	312	7	64	570	1	71	7	7	...	9	5,120	2,444
1 ISRAEL FIELD	14	6	625	818	41	...	8	26	...	30	3	1	23	...	836	578

WORLD SUMMARY

1 East-Central Africa Division	17,012	12,517	2,859,156	4,163,387	296,110	8,807	4,420	142,784	711	147,731	7,100	18,738	12,487	34,271	4,395,892	2,552,894
2 Euro-Asia Division	1,769	870	67,884	108,398	2,038	98	197	3,694	181	4,120	1,852	1,505	210	453	106,466	65,379
3 Inter-American Division	14,914	8,295	922,753	3,737,554	167,207	12,203	4,869	36,762	10,880	39,741	10,257	83,339	77,299	50,531	3,708,308	793,810
4 Inter-European Division	2,532	602	73,873	178,851	3,118	115	455	4,293	373	3,643	2,506	1,252	721	196	178,887	58,203
5 North American Division	5,621	880	175,357	1,257,913	28,011	...	6,372	28,918	1,044	27,411	8,227	4,381	7,191	12,121	1,262,927	95,000
6 Northern Asia-Pacific Division	860	215	60,569	282,048	4,579	2	68	3,728	61	3,433	1,265	23	11	43	285,711	47,967
7 South American Division	14,353	14,147	1,139,881	2,487,665	195,923	31,253	8,540	178,320	881	178,303	12,906	87,746	72,138	4,575	2,546,914	903,091
8 South Pacific Division	2,195	4,062	296,461	541,989	34,857	217	11,223	5,566	51	4,753	2,836	3,246	15,919	10	567,139	276,469
9 Southern Africa-Indian Ocean Division	12,540	14,041	1,691,307	4,088,766	282,048	7,766	1,811	202,498	723	202,874	7,151	18,949	46,031	881	4,307,726	1,526,963

Conference or Mission	Churches, Companies, and Church Membership															
1	2a	2b	3a	3b	4a	4a2	4b	4c	4d	5a	5b	5c	5d	5e	6	16
Conference or Mission	Churches	Companies	Church Attendance Average	Church Membership at Beginning of Year	Members Added					Members Subtracted					Church Membership at End of Year	Sabbath School Attendance Average
					Baptisms	Former Members' Baptisms	Professions of Faith	Letters Received	Adjustments	Letters Granted	Deaths	Dropped	Missing	Adjustments		

WORLD SUMMARY (CONT'D)

10 Southern Asia Division	4,578	4,898	677,773	1,613,514	22,776	...	69	20,917	1,645	20,917	1,363	959	3,413	491,657	1,140,612	670,242
11 Southern Asia-Pacific Division	7,653	3,707	792,728	1,563,697	98,747	1,205	909	80,004	117	82,409	4,117	5,818	22,502	2,436	1,627,397	730,368
12 Trans-European Division	1,178	229	25,219	88,099	1,525	27	298	1,530	405	1,189	965	384	291	472	88,583	20,413
13 West-Central Africa Division	4,701	5,145	728,332	834,183	41,419	87	677	28,519	11,109	28,180	2,786	3,086	4,550	15,365	862,027	661,393
Attached to the General Conference:																
14 Chinese Union Mission	1,162	2,972	1,660	463,637	9,327	28	3,004	45	28	30	1,473	...	2,273	1	472,292	1,150
15 Middle East and North Africa Union Mission	58	19	3,413	4,260	312	7	64	570	1	71	7	7	...	9	5,120	2,444
16 Israel Field	14	6	625	818	41	...	8	26	...	30	3	1	23	...	836	578
WORLD TOTALS 2019	91,140	72,605		21,414,779	1,188,038	61,815	42,984	738,174	28,210	744,835	64,814	229,434	265,059	613,021	21,556,837	
WORLD TOTALS 2018	88,718	72,843		20,727,347	1,262,998	58,841	44,863	800,460	16,725	816,785	68,203	250,333	252,686	108,448	21,414,779	
Net Increase (Decrease)	2,422	(238)		687,432	(74,960)	2,974	(1,879)	(62,286)	11,485	(71,950)	(3,389)	(20,899)	12,373	504,573	142,058	

Note—Incomplete reporting of church and Sabbath School attendance (columns 3a and 16).

Chapter 4 - Tithes and Offerings

STATISTICAL REPORT FOR 2019

Conference or Mission	Tithe and Offerings										Per Capita Basis	17
1	7	8	9	10	11	12a	12b	13	14a	14b	Membership Basis for Per Capita Calculations June 30, 2018	17
Conference or Mission	Tithe	Tithe Per Capita	World Mission Fund, Including Sabbath School	World Mission Fund Per Capita	Other General Conference Funds	Intradivision Funds	Ingathering Funds	Local Church Funds	Total Tithe and Offerings	Total Tithe and Offerings Per Capita	Membership Basis for Per Capita Calculations June 30, 2018	Sabbath School Mission Offerings
	US\$	US\$	US\$	US\$	US\$	US\$	US\$	US\$	US\$	US\$	US\$	US\$
GENERAL CONFERENCE												
1 General Conference	814,602	2,554,416	3,369,018
2 General Conference Institutions
Total	814,602	2,554,416	3,369,018
EAST-CENTRAL AFRICA DIVISION												
1 BURUNDI UNION MISSION	2,030	2,030
2 East Burundi Field	72,984	3.36	8,978	0.41	...	9,683	...	16,138	107,783	4.96	21,725	116
3 North Burundi Field	68,323	2.08	5,524	0.17	...	7,898	...	13,164	94,909	2.89	32,823	134
4 North-West Burundi Field	223,331	2.53	21,524	0.24	...	25,307	...	42,178	312,340	3.54	88,177	945
5 South-West Burundi Field	90,550	5.07	8,018	0.45	...	10,859	...	18,098	127,525	7.14	17,869	231
Totals	457,218	2.85	44,044	0.27	...	53,747	...	89,578	644,587	4.01	160,594	1,426
6 EAST CONGO UNION MISSION
7 East Kasai Field	47,341	2.44	1,350	0.07	...	2,025	...	3,376	54,092	2.78	19,428	...
8 East Katanga Mission	82,333	6.05	953	0.07	...	1,430	...	2,384	87,100	6.40	13,607	...
9 North Katanga Field	60,886	3.83	1,309	0.08	...	1,964	...	3,273	67,432	4.24	15,904	...
10 South Katanga Field	336,980	7.43	17,136	0.38	...	25,704	...	42,841	422,661	9.32	45,343	...
11 West Katanga Field	91,382	8.41	3,872	0.36	...	5,808	...	9,679	110,741	10.19	10,867	...
Totals	618,922	5.89	24,620	0.23	...	36,931	...	61,553	742,026	7.06	105,149	...
12 EAST KENYA UNION CONFERENCE	27,244	27,244
13 Central Kenya Conference	9,211,404	73.32	406,275	3.23	...	609,412	...	1,015,687	11,242,778	89.49	125,625	...
14 Central Rift Valley Conference	1,828,402	32.40	125,133	2.22	...	187,700	...	312,833	2,454,068	43.48	56,437	...
15 Kenya Coast Field	1,298,479	47.93	80,573	2.97	...	120,859	...	201,432	1,701,343	62.80	27,091	...
16 Nyamira Conference	1,740,273	11.11	47,177	0.30	...	70,766	...	117,943	1,976,159	12.62	156,612	...
17 South Kenya Conference	1,614,007	13.58	56,457	0.48	...	84,686	...	141,143	1,896,293	15.96	118,849	...
18 South-East Kenya Field	815,671	11.15	32,083	0.44	...	48,125	...	80,209	976,088	13.34	73,153	...
Totals	16,535,480	29.65	747,698	1.34	...	1,121,548	...	1,869,247	20,273,973	36.35	557,767	...
19 ETHIOPIAN UNION MISSION	31,723	31,723
20 Central Ethiopia Field	754,886	80.08	16,109	1.71	...	24,163	...	40,272	835,430	88.62	9,427	...
21 Gambella Field Station	65,982	5.54	2,120	0.18	...	3,180	...	5,300	76,582	6.43	11,911	...
22 North Ethiopia Field	23,525	55.35	335	0.79	...	503	...	838	25,201	59.30	425	...
23 Northwest Ethiopia Field	68,353	26.95	592	0.23	...	887	...	1,479	71,311	28.12	2,536	...
24 South Central Ethiopia Field	241,438	6.79	1,386	0.04	...	2,079	...	3,465	248,368	6.98	35,568	...
25 South East Ethiopia Field	162,657	19.81	1,502	0.18	...	2,252	...	3,754	170,165	20.73	8,209	...
26 South Ethiopia Field	275,901	9.97	4,879	0.18	...	7,319	...	12,198	300,297	10.85	27,682	...
27 South West Ethiopia Field	83,350	13.30	588	0.09	...	882	...	1,470	86,290	13.77	6,267	...
28 West Central Ethiopia Field	112,515	8.56	947	0.07	...	1,420	...	2,367	117,249	8.92	13,147	...
29 West Ethiopia Conference	633,395	9.54	4,044	0.06	...	6,067	...	10,111	653,617	9.84	66,415	...
Totals	2,453,725	13.51	32,502	0.18	...	48,752	...	81,254	2,616,233	14.41	181,587	...
30 NORTH EAST CONGO UNION MISSION ..	22,467	22,467
31 Central Kivu Field	1,048,616	11.73	30,899	0.35	...	44,934	...	74,889	1,199,338	13.41	89,434	...
32 Kibali Ituri Mission	212,937	18.21	11,389	0.97	...	16,476	...	27,460	268,262	22.94	11,694	...
33 Maniema Mission	36,022	4.88	904	0.12	...	1,356	...	2,261	40,543	5.49	7,386	...
34 North Kivu Field	1,033,399	19.90	29,767	0.57	...	42,506	...	70,844	1,176,516	22.66	51,928	...
35 South Kivu Field	268,124	8.98	11,906	0.40	...	17,532	...	29,219	326,781	10.95	29,853	...
36 Upper Congo Field	78,532	4.11	4,263	0.22	...	5,710	...	9,517	98,022	5.13	19,076	...
Totals	2,700,097	12.90	89,128	0.43	...	128,514	...	214,190	3,131,929	14.96	209,391	...
37 NORTHERN TANZANIA UNION CONF	33,389	33,389
38 Mara Conference	1,094,242	6.38	132,892	0.77	...	199,338	...	332,230	1,758,702	10.25	171,551	...
39 North-East Tanzania Conference	1,771,791	21.59	214,297	2.61	...	321,446	...	535,743	2,843,277	34.64	82,079	...
40 South Nyanza Conference	2,154,479	10.41	321,420	1.55	...	482,131	...	803,551	3,761,581	18.17	206,992	...
41 Western Tanzania Conference	638,208	8.03	99,961	1.26	...	149,942	...	249,903	1,138,014	14.31	79,504	...
Totals	5,692,109	10.54	768,570	1.42	...	1,152,857	...	1,921,427	9,534,963	17.65	540,126	...
42 RWANDA UNION MISSION	19,350	19,350
43 Central Rwanda Field	586,496	4.66	15,803	0.13	...	23,704	1.186	39,507	666,696	5.30	125,873	...
44 East Central Rwanda Conference	2,086,491	14.70	70,147	0.49	...	105,221	1.585	175,369	2,438,813	17.18	141,972	...
45 North Rwanda Conference	1,208,344	9.42	29,729	0.23	...	44,594	1.819	74,323	1,358,809	10.59	128,319	...
46 North-East Rwanda Field	357,224	4.94	10,780	0.15	...	16,170	0.74	26,950	411,198			

GENERAL STATISTICS BY DIVISIONS FOR 2019

Conference or Mission	Tithe and Offerings										Per Capita Basis	17
	7	8	9	10	11	12a	12b	13	14a	14b		
1	Tithe	Tithe Per Capita	World Mission Fund, Including Sabbath School	World Mission Fund Per Capita	Other General Conference Funds	Intradivision Funds	Ingathering Funds	Local Church Funds	Total Tithe and Offerings	Total Tithe and Offerings Per Capita	Membership Basis for Per Capita Calculations June 30, 2018	Sabbath School Mission Offerings
	US\$	US\$	US\$	US\$	US\$	US\$	US\$	US\$	US\$	US\$	US\$	US\$
EAST-CENTRAL AFRICA DIVISION (CONT'D)												
56 UGANDA UNION MISSION	15,051	15,051
57 Central Uganda Conference	2,521,493	11.56	133,846	0.61	...	157,210	...	262,016	3,074,565	14.10	218,128	29,040
58 Eastern Uganda Field	173,244	5.42	19,647	0.61	...	24,387	...	40,645	257,923	8.06	31,982	3,389
59 Northern Uganda Field	115,195	4.77	11,679	0.48	...	15,888	...	26,480	169,242	7.01	24,130	1,087
60 Rwenzori Field	346,022	6.92	18,614	0.37	...	27,921	...	46,535	439,092	8.78	49,985	...
61 Southwestern Uganda Field	235,409	8.74	13,178	0.49	...	17,519	...	29,198	295,304	10.97	26,920	1,498
62 Western Uganda Field	275,714	9.08	21,451	0.71	...	29,389	...	48,981	375,535	12.37	30,349	1,859
Totals	3,682,128	9.65	218,415	0.57	...	272,314	...	453,855	4,626,712	12.13	381,494	36,873
63 WEST CONGO UNION MISSION	111,467	111,467
64 Central Kasai Field	119,595	0.82	1,482	0.01	...	2,223	...	3,705	127,005	0.87	146,331	...
65 Congo Equatorial Field	15,204	6.84	615	0.28	...	922	...	1,537	18,278	8.22	2,223	...
66 Lower Congo Field	92,003	27.01	1,968	0.58	...	2,951	...	4,919	101,841	29.90	3,406	...
67 West Congo Field	598,042	24.99	15,524	0.65	...	23,286	...	38,811	675,663	28.23	23,936	...
68 West Kasai Field	118,969	0.90	2,084	0.02	...	3,126	...	5,210	129,389	0.97	132,821	...
Totals	1,055,280	3.42	21,673	0.07	...	32,508	...	54,182	1,163,643	3.77	308,717	...
69 WEST KENYA UNION CONFERENCE
70 Central Nyanza Conference	1,433,015	22.60	40,142	0.63	...	60,214	...	100,356	1,633,727	25.77	63,399	...
71 Greater Rift Valley Conference	1,570,326	24.08	92,652	1.42	...	138,977	...	231,629	2,033,584	31.18	65,216	...
72 Kenya Lake Conference	1,853,873	22.13	30,886	0.37	...	46,330	...	77,216	2,008,305	23.98	83,756	...
73 Lake Victoria Field	1,228,230	16.52	22,881	0.31	...	34,322	...	57,203	1,342,636	18.06	74,331	...
74 North West Kenya Conference	1,244,764	27.05	68,152	1.48	...	102,228	...	170,381	1,585,525	34.45	46,023	...
75 Ranen Conference	1,552,826	14.25	22,052	0.20	...	33,077	...	55,129	1,663,084	15.26	108,952	...
Totals	8,883,034	20.11	276,765	0.63	...	415,148	...	691,914	10,266,861	23.25	441,677	...
76 ATTACHED FIELDS
77 Eritrea Mission Field	12,972	24.66	650	1.24	...	974	...	1,624	16,220	30.84	526	...
78 SOUTH SUDAN ATTACHED TERRITORY
79 Greater Bahr el Ghazal Field	73,895	8.31	5,009	0.56	...	7,179	...	11,964	98,047	11.02	8,895	223
80 Greater Equatoria Field	336,686	20.78	14,801	0.91	...	20,653	...	34,422	406,562	25.09	16,204	1,032
81 Greater Upper Nile Field	70,840	5.96	2,481	0.21	...	3,389	...	5,648	82,358	6.93	11,886	222
Totals	481,421	13.02	22,291	0.60	...	31,221	...	52,034	586,967	15.87	36,985	1,477
Attached Fields Totals	494,393	13.18	22,941	0.61	...	32,195	...	53,658	603,187	16.08	37,511	1,477
82 EAST-CENTRAL AFRICA DIVISION	116,579	116,579
83 Burundi Union Mission	457,218	2.85	44,044	0.27	...	53,747	...	89,578	644,587	4.01	160,594	1,426
84 East Congo Union Mission	618,922	5.89	24,620	0.23	...	36,931	...	61,553	742,026	7.06	105,149	...
85 East Kenya Union Conference	16,535,480	29.65	747,698	1.34	...	1,121,548	...	1,869,247	20,273,973	36.35	557,767	...
86 Ethiopian Union Mission	2,453,725	13.51	32,502	0.18	...	48,752	...	81,254	2,616,233	14.41	181,587	...
87 North East Congo Union Mission	2,700,097	12.90	89,128	0.43	...	128,514	...	214,190	3,131,929	14.96	209,391	...
88 Northern Tanzania Union Conference	5,692,109	10.54	768,570	1.42	...	1,152,857	...	1,921,427	9,534,963	17.65	540,126	...
89 Rwanda Union Mission	6,971,287	7.93	203,901	0.23	...	305,852	13,339	509,754	8,004,133	9.10	879,197	...
90 Southern Tanzania Union Mission	6,594,530	39.83	702,150	4.24	...	1,053,225	...	1,755,375	10,105,280	61.04	165,562	...
91 Uganda Union Mission	3,682,128	9.65	218,415	0.57	...	272,314	...	453,855	4,626,712	12.13	381,494	36,873
92 West Congo Union Mission	1,055,280	3.42	21,673	0.07	...	32,508	...	54,182	1,163,643	3.77	308,717	...
93 West Kenya Union Conference	8,883,034	20.11	276,765	0.63	...	415,148	...	691,914	10,266,861	23.25	441,677	...
94 Attached Fields	494,393	13.18	22,941	0.61	...	32,195	...	53,658	603,187	16.08	37,511	1,477
DIVISION TOTALS	56,254,782	14.17	3,152,407	0.79	...	4,653,591	13,339	7,755,987	71,830,106	18.10	3,968,772	39,776

Note—East-Central Africa Division is on the Combined Offering Plan. The Other General Conference Funds are included with the World Mission Offerings.

EURO-ASIA DIVISION												
1	7	8	9	10	11	12a	12b	13	14a	14b	Per Capita Basis	17
Conference or Mission	Tithe	Tithe Per Capita	World Mission Fund, Including Sabbath School	World Mission Fund Per Capita	Other General Conference Funds	Intradivision Funds	Ingathering Funds	Local Church Funds	Total Tithe and Offerings	Total Tithe and Offerings Per Capita	Membership Basis for Per Capita Calculations June 30, 2018	Sabbath School Mission Offerings
	US\$	US\$	US\$	US\$	US\$	US\$	US\$	US\$	US\$	US\$	US\$	US\$
1 BELARUS UN OF CHURCHES CONF	640,221	167.42	25,976	6.79	38	25,562	...	76,686	768,483	200.96	3,824	25,562
2 CAUCASUS UNION MISSION
3 Kubano-Chernomorskaya Conference	926,667	303.73	26,419	8.66	10	25,738	1,497	77,214	1,057,545	346.62	3,051	25,738
4 North Caucasus Mission	542,361	247.88	17,746	8.11	8	17,705	2,166	53,114	633,100	289.35	2,188	17,705
5 Rostov-Kalmykia Conference	705,310	284.28	22,658	9.13	...	20,230	3,577	60,690	812,465	327.47	2,481	20,230
Totals	2,174,338	281.65	66,823	8.66	18	63,673	7,240	191,018	2,503,110	324.24	7,720	63,673
6 EAST RUSSIAN UNION MISSION
7 Central Siberian Mission	421,753	231.35	10,154	5.57	230	10,080	1,209	30,241	473,667	259.83	1,823	10,080
8 East Siberian Mission	493,700	241.42	10,149	4.96	...	7,948	640	23,843	536,280	262.24	2,045	7,948
9 West Siberian Mission	283,784	241.31	5,274	4.48	...	5,011	705	15,034	309,808	263.44	1,176	5,011
Totals	1,199,237	237.76	25,577	5.07	230	23,039	2,554	69,118	1,319,755	261.65	5,044	23,039
10 FAR EASTERN UN OF CHURCHES MISS	768,861	354.15	31,225	14.38	...	19,757	4,973	59,272	884,088	407.23	2,171	19,757
11 MOLDOVA UN OF CHURCHES CONF	1,827,263	207.60	43,067	4.89	...	36,187	...	108,560	2,015,077	228.93	8,802	36,187
12 SOUTHERN UNION MISSION	5	...
13 Kyrgyzstan Mission	103,314	149.08	5,377	7.76	...	5,377	...	16,130	130,198	187.88	693	5,377
14 Northern Kazakhstan Mission	359,696	256.01	16,032	11.41	...	16,032	...	48,095	439,855	313.06	1,405	16,032
15 Southern Kazakhstan Mission	302,123	301.82	11,027	11.02	...	11,001	...	33,002	357,153	356.80	1,001	11,001

STATISTICAL REPORT FOR 2019

Conference or Mission	Tithes and Offerings										Per Capita	Basis	17
1	7	8	9	10	11	12a	12b	13	14a	14b	Membership Basis for Per Capita Calculations June 30, 2018	17	
Conference or Mission	Tithes	Tithes Per Capita	World Mission Fund, Including Sabbath School	World Mission Fund Per Capita	Other General Conference Funds	Intradivision Funds	Ingathering Funds	Local Church Funds	Total Tithes and Offerings	Total Tithes and Offerings Per Capita	Membership Basis for Per Capita Calculations June 30, 2018	Sabbath School Mission Offerings	
	US\$	US\$	US\$	US\$	US\$	US\$	US\$	US\$	US\$	US\$	US\$	US\$	
EURO-ASIA DIVISION (CONT'D)													
SOUTHERN UNION MISSION (CONT'D)													
16 Tajikistan Field	23,512	101.78	1,241	5.37	...	1,241	...	3,722	29,716	128.64	231	1,241	
17 Turkmenistan Field	2,553	26.05	137	1.40	...	137	...	412	3,239	33.05	98	137	
18 Uzbekistan Field	96,331	145.96	2,429	3.68	...	2,429	...	7,286	108,475	164.36	660	2,429	
Totals	887,529	216.84	36,243	8.85	...	36,217	...	108,647	1,068,636	261.09	4,093	36,217	
19 TRANS-CAUCASUS UNION OF CH MISS ..	158,734	132.94	5,386	4.51	...	5,386	...	16,158	185,664	155.50	1,194	5,386	
20 UKRAINIAN UNION CONFERENCE													
21 Bukovinskaya Conference	1,557,593	230.35	44,228	6.54	...	44,228	...	132,683	1,778,732	263.05	6,762	44,228	
22 Central Ukrainian Conference	975,253	215.10	20,879	4.60	...	20,879	...	62,638	1,079,649	238.12	4,534	20,879	
23 Dnieper Conference	782,923	158.17	13,223	2.67	...	13,223	...	39,668	849,037	171.52	4,950	13,223	
24 Eastern Dnieper Conference	1,122,169	169.56	20,203	3.05	...	20,203	...	60,608	1,223,183	184.83	6,618	20,203	
25 Eastern Ukrainian Mission	215,587	64.05	9,637	2.86	...	8,479	62	25,437	259,202	77.01	3,366	8,479	
26 Kyiv Conference	1,071,513	267.01	27,093	6.75	...	27,093	...	81,280	1,206,979	300.77	4,013	27,093	
27 Podolsk Conference	1,195,110	214.64	32,004	5.75	...	32,004	...	96,012	1,355,130	243.38	5,568	32,004	
28 Southern Ukrainian Conference	810,600	187.68	15,038	3.48	...	15,038	...	45,114	885,790	205.09	4,319	15,038	
29 Western Ukrainian Conference	1,353,371	221.50	29,044	4.75	...	29,044	...	87,131	1,498,590	245.27	6,110	29,044	
Totals	9,084,119	196.46	211,349	4.57	...	210,191	62	630,571	10,136,292	219.21	46,240	210,191	
30 WEST RUSSIAN UNION CONFERENCE ..													
31 Central Conference	971,344	271.02	12,593	3.51	46	12,401	91	37,202	1,033,677	288.41	3,584	12,401	
32 Moscow Conference	1,948,471	564.28	30,890	8.95	364	26,005	896	78,016	2,084,642	603.72	3,453	26,005	
33 Northwestern Conference	975,463	323.75	18,701	6.21	295	14,905	37	44,715	1,054,116	349.86	3,013	14,905	
34 Southern Conference	1,908,742	274.32	35,762	5.14	15	34,592	58	103,775	2,082,944	299.36	6,958	34,592	
35 Ural Conference	1,128,816	277.08	14,380	3.53	288	10,772	405	32,316	1,186,977	291.35	4,074	10,772	
36 Volga Conference	694,353	234.98	9,341	3.16	3	9,033	279	27,100	740,109	250.46	2,955	9,033	
37 Volgo-Vyatskaya Conference	993,537	245.80	16,263	4.02	74	15,764	126	47,291	1,073,055	265.48	4,042	15,764	
Totals	8,620,726	307.02	137,930	4.91	1,085	123,472	1,922	370,415	9,255,550	329.63	28,079	123,472	
38 ATTACHED FIELD													
39 Crimea Mission	418,373	231.91	11,337	6.28	6	11,334	922	34,002	475,974	263.84	1,804	11,334	
40 EURO-ASIA DIVISION													
41 Belarus Union of Churches Conference ..	640,221	167.42	25,976	6.79	38	25,562	...	76,686	768,483	200.96	3,824	25,562	
42 Caucasus Union Mission	2,174,338	281.65	66,823	8.66	18	63,673	7,240	191,018	2,503,110	324.24	7,720	63,673	
43 East Russian Union Mission	1,199,237	237.76	25,577	5.07	230	23,039	2,554	69,118	1,319,755	261.65	5,044	23,039	
44 Far Eastern Union of Churches Mission ..	768,861	354.15	31,225	14.38	...	19,757	4,973	59,272	884,088	407.23	2,171	19,757	
45 Moldova Union of Churches Conference ..	1,827,263	207.60	43,067	4.89	...	36,187	...	108,560	2,015,077	228.93	8,802	36,187	
46 Southern Union Mission	887,529	216.84	36,243	8.85	...	36,217	...	108,647	1,068,636	261.09	4,093	36,217	
47 Trans-Caucasus Union of Churches Mission	158,734	132.94	5,386	4.51	...	5,386	...	16,158	185,664	155.50	1,194	5,386	
48 Ukrainian Union Conference	9,084,119	196.46	211,349	4.57	...	210,191	62	630,571	10,136,292	219.21	46,240	210,191	
49 West Russian Union Conference	8,620,726	307.02	137,930	4.91	1,085	123,472	1,922	370,415	9,255,550	329.63	28,079	123,472	
50 Attached Field	418,373	231.91	11,337	6.28	6	11,334	922	34,002	475,974	263.84	1,804	11,334	
DIVISION TOTALS	25,779,401	236.57	594,913	5.46	1,377	554,818	17,673	1,664,447	28,612,629	262.57	108,971	554,818	
INTER-AMERICAN DIVISION													
1 ATLANTIC CARIBBEAN UNION MISSION ..	24,301	1,701	26,002	
2 Cayman Islands Conference	4,141,385	678.03	176,571	28.91	15,891	289,897	47,491	529,713	5,200,948	851.50	6,108	165,977	
3 North Bahamas Conference	967,953	245.18	47,861	12.12	4,307	67,757	11,338	143,582	1,242,998	314.79	3,948	44,989	
4 South Bahamas Conference	6,267,710	368.91	298,582	17.57	26,872	438,740	25,863	895,745	7,953,512	468.13	16,990	280,667	
5 Turks and Caicos Islands Conference	1,038,673	297.53	40,648	11.64	3,658	72,707	11,994	121,945	1,289,625	369.41	3,491	38,209	
Totals	12,440,022	407.38	563,662	18.46	50,728	870,802	96,686	1,690,985	15,712,885	514.55	30,537	529,842	
6 BELIZE UNION OF CHURCHES MISSION ..	1,658,539	36.46	71,031	1.56	6,393	116,098	10,138	213,093	2,075,292	45.62	45,492	66,769	
7 CARIBBEAN UNION CONFERENCE													
8 East Caribbean Conference	6,599,880	245.78	313,142	11.66	28,183	560,990	...	939,427	8,441,622	314.36	26,853	294,354	
9 Grenada Conference	1,734,488	120.33	83,421	5.79	7,508	147,432	58,966	250,264	2,282,079	158.32	14,414	78,416	
10 Guyana Conference	3,323,350	49.56	178,274	2.66	16,045	282,485	239,345	534,822	4,574,321	68.21	67,060	167,578	
11 North Caribbean Conference	7,600,049	482.97	367,860	23.38	33,107	646,004	185,417	1,103,578	9,936,015	631.42	15,736	345,788	
12 South Caribbean Conference	11,962,583	202.28	489,046	8.27	44,014	1,016,820	224,800	1,467,140	15,204,403	257.10	59,138	459,704	
13 South Leeward Conference	3,961,493	347.38	226,026	19.82	20,342	308,739	147,403	678,079	5,342,082	468.44	11,404	212,465	
14 St Lucia Mission	2,663,884	112.12	105,702	4.45	9,513	186,472	...	317,107	3,282,678	138.17	23,759	99,360	
15 St Vincent and the Grenadines Mission ..	1,600,902	101.34	98,768	6.25	8,889	112,063	55,942	296,304	2,172,868	137.55	15,797	92,842	
16 Suriname Mission	316,772	63.75	13,815	2.78	1,243	22,174	...	41,444	395,448	79.58	4,969	12,986	
17 Tobago Mission	2,554,728	308.39	118,612	14.32	10,675	178,831	38,826	355,837	3,257,509	393.23	8,284	111,496	
Totals	42,381,864	171.30	1,994,666	8.06	179,519	3,467,427	950,699	5,984,002	54,958,177	222.13	247,414	1,874,989	
18 CENTRAL MEXICAN UNION MISSION													
19 Azteca Mexican Conference	1,335,227	66.47	72,884	3.63	6,560	93,466	...	218,653	1,726,790	85.97	20,087	68,511	
20 Bajio Mexican Conference	1,392,496	134.80	76,384	7.39	6,875	97,475	6,189	229,151	1,808,570	175.08	10,330	71,801	
21 Metropolitan Mexican Conference	1,957,936	54.23	114,370	3.17	10,293	137,056	11,992	343,109	2,574,756	71.31	36,104	107,507	
22 Mexiquense Mexican Mission	402,396	65.14	22,724	3.68	2,045	16,096	...	68,171	511,432	82.80	6,177	21,360	
23 Valley Mexican Mission	955,770	75.99	55,422	4.41	4,988	66,904	...	166,267	1,249,531	99.34	12,577	52,097	
Totals	6,181,811	72.49	341,784	4.01	30,761	420,656	18,181	1,025,351	8,018,544	94.03	85,275	321,276	

GENERAL STATISTICS BY DIVISIONS FOR 2019

Conference or Mission	Tithe and Offerings										Per Capita Basis	17
	7	8	9	10	11	12a	12b	13	14a	14b		
1	Tithe	Tithe Per Capita	World Mission Fund, Including Sabbath School	World Mission Fund Per Capita	Other General Conference Funds	Intradivision Funds	Ingathering Funds	Local Church Funds	Total Tithe and Offerings	Total Tithe and Offerings Per Capita	Membership Basis for Per Capita Calculations June 30, 2018	Sabbath School Mission Offerings
	US\$	US\$	US\$	US\$	US\$	US\$	US\$	US\$	US\$	US\$	US\$	US\$
INTER-AMERICAN DIVISION (CONT'D)												
24 CHIAPAS MEXICAN UNION CONF	148,092	...	10,023	...	902	10,366	...	30,069	199,452	9,421
25 Central Chiapas Conference	2,101,913	75.85	131,476	4.74	11,833	147,134	73,895	394,427	2,860,678	103.23	27,712	123,587
26 Grijalva Conference	2,204,722	85.40	179,568	6.96	16,161	154,331	50,288	538,705	3,143,775	121.77	25,817	168,794
27 North Chiapas Conference	3,200,386	67.50	258,216	5.45	23,239	224,027	104,515	774,648	4,585,031	96.70	47,413	242,723
28 Palenque Mission	836,725	54.80	73,660	4.82	6,629	25,102	27,334	220,980	1,190,430	77.96	15,269	69,240
29 Soconusco Conference	1,842,840	73.45	133,958	5.34	12,056	128,999	61,582	401,873	2,581,308	102.88	25,090	125,920
30 South Chiapas Conference	1,795,852	55.71	138,423	4.29	12,458	125,710	75,156	415,270	2,562,869	79.51	32,234	130,118
31 Upper Chiapas Conference	1,926,512	49.11	135,368	3.45	12,183	134,856	71,742	406,103	2,686,764	68.49	39,230	127,246
32 West Chiapas Conference	2,492,715	93.31	223,450	8.36	20,110	174,490	73,033	670,349	3,654,147	136.79	26,713	210,043
Totals	16,549,757	69.11	1,284,142	5.36	115,571	1,125,015	537,545	3,852,424	23,464,454	97.98	239,478	1,207,092
33 CUBAN UNION CONFERENCE
34 Central Conference
35 Del Amanecer Conference
36 East Conference
37 Pinarena Mission
38 West Conference
Totals
39 DOMINICAN UNION CONFERENCE	57,180	4,003	61,183
40 Central Dominican Conference	5,037,017	80.69	404,555	6.48	36,410	352,591	9,506	1,213,666	7,053,745	113.00	62,422	380,282
41 East Dominican Conference	2,638,482	31.36	239,356	2.84	21,542	184,694	8,966	718,069	3,811,109	45.29	84,148	224,995
42 North Dominican Conference	2,241,420	67.00	172,077	5.14	15,487	156,899	9,257	516,230	3,111,370	93.00	33,454	161,752
43 Northeast Dominican Conference	1,512,344	42.74	94,530	2.67	8,508	105,864	6,216	283,591	2,011,053	56.84	35,383	88,859
44 South Dominican Conference	916,817	19.61	64,530	1.38	5,808	64,177	5,025	193,590	1,249,947	26.74	46,745	60,658
45 Southeast Dominican Conference	3,515,204	44.40	331,549	4.19	29,839	246,064	16,553	994,647	5,133,856	64.84	79,178	311,656
Totals	15,918,464	46.64	1,306,597	3.83	117,594	1,114,292	55,523	3,919,793	22,432,263	65.72	341,330	1,228,202
46 DUTCH CARIBBEAN UNION MISSION	20,035	1,402	21,437
47 Aruba Mission	409,404	381.91	22,175	20.69	1,996	28,658	...	66,525	528,758	493.24	1,072	20,845
48 Bonaire Mission	145,714	347.77	8,726	20.83	785	5,100	...	26,178	186,503	445.11	419	8,202
49 Curacao Conference	2,233,311	276.71	110,024	13.63	9,902	156,332	...	330,071	2,839,640	351.83	8,071	103,422
Totals	2,808,464	293.71	140,925	14.74	12,683	191,492	...	422,774	3,576,338	374.02	9,562	132,469
50 EAST VENEZUELA UNION MISSION	34,630	2,424	37,054
51 Central East Venezuela Conference	47,249	2.83	3,388	0.20	305	3,307	46	10,165	64,460	3.87	16,673	3,185
52 Central Llanos Venezuela Mission	12,669	0.95	890	0.07	80	506	30	2,669	16,844	1.26	13,397	836
53 Central Venezuela Conference	52,113	2.30	3,057	0.13	275	3,648	46	9,171	68,310	3.01	22,680	2,874
54 East Venezuela Conference	23,851	0.77	2,039	0.07	184	1,670	46	6,117	33,907	1.09	31,021	1,917
55 Northeast Venezuela Mission	22,332	1.51	1,808	0.12	163	1,563	46	5,425	31,337	2.11	14,817	1,700
56 South Bolivar Venezuela Mission	79,841	2.99	9,971	0.37	897	5,589	46	29,912	126,256	4.72	26,746	9,373
57 South Central Venezuela Conference	42,106	2.17	3,976	0.20	358	2,947	46	11,928	61,361	3.16	19,402	3,737
58 Southeast Venezuela Conference	30,625	0.94	2,198	0.07	198	2,144	46	6,594	41,805	1.28	32,588	2,066
Totals	345,416	1.95	27,327	0.15	2,460	23,798	352	81,981	481,334	2.71	177,324	25,688
59 EL SALVADOR UNION MISSION	91,864	6,430	98,294
60 Central El Salvador Conference	814,448	28.33	40,950	1.42	3,686	57,011	25,000	122,851	1,063,946	37.01	28,747	38,493
61 East El Salvador Conference	1,234,638	22.23	94,857	1.71	8,537	86,425	40,000	284,570	1,749,027	31.49	55,535	89,165
62 Metropolitan El Salvador Conference	1,065,012	30.66	53,111	1.53	4,780	74,551	40,000	159,333	1,396,787	40.21	34,735	49,924
63 Paracentral El Salvador Conference	832,249	22.76	49,755	1.36	4,478	58,257	27,000	149,264	1,121,003	30.65	36,571	46,769
64 West El Salvador Conference	1,047,814	24.19	76,885	1.77	6,920	73,347	40,000	230,656	1,475,622	34.06	43,319	72,272
Totals	5,086,025	25.57	315,558	1.59	28,401	356,021	172,000	946,674	6,904,679	34.71	198,907	296,623
65 FRENCH ANTILLES-GUIANA UN CONF	23,170	1,622	24,792
66 French Guiana Mission	1,366,744	456.04	61,717	20.59	5,555	95,672	...	185,151	1,714,839	572.19	2,997	58,014
67 Guadeloupe Conference	6,056,784	460.10	278,988	21.19	25,109	423,975	...	836,965	7,621,821	578.99	13,164	262,249
68 Martinique Conference	6,917,984	426.30	342,023	21.08	30,782	484,259	...	1,026,069	8,801,117	542.34	16,228	321,501
Totals	14,364,682	443.50	682,728	21.08	61,446	1,005,528	...	2,048,185	18,162,569	560.76	32,389	641,764
69 GUATEMALA UNION MISSION	74,173	...	2,774	...	250	5,192	...	8,322	90,711	2,607
70 Altiplano Guatemala Mission	1,080,304	36.51	62,653	2.12	5,639	75,621	27,447	187,958	1,439,622	48.66	29,587	58,894
71 Central Guatemala Conference	1,020,672	108.04	71,166	7.53	6,405	71,447	30,362	213,499	1,413,551	149.63	9,447	66,896
72 East Guatemala Mission	1,142,051	26.83	71,520	1.68	6,437	79,944	27,029	214,561	1,541,542	36.22	42,564	67,229
73 Lago Guatemala Mission	722,623	43.51	49,856	3.00	4,487	50,584	17,644	149,567	994,761	59.89	16,610	46,864
74 Metropolitan Guatemala Conference	1,337,901	106.61	75,865	6.05	6,828	93,653	31,602	227,595	1,773,444	141.32	12,549	71,313
75 North Guatemala Mission	1,231,656	29.77	72,298	1.75	6,507	86,216	26,963	216,895	1,640,535	39.65	41,375	67,960
76 South Guatemala Mission	1,452,000	29.17	104,923	2.11	9,443	101,640	37,343	314,769	2,020,118	40.58	49,779	98,627
77 West Guatemala Conference	1,735,070	34.74	130,270	2.61	11,724	121,455	31,050	390,811	2,420,380	48.46	49,941	122,454
Totals	9,796,450	38.90	641,325	2.55	57,720	685,752	229,440	1,923,977	13,334,664	52.95	251,852	602,844
78 HAITIAN UNION MISSION	128,684	...	8,026	...	722	9,008	...	24,078	170,518	7,544
79 Central Haiti Conference	803,231	10.38	63,731	0.82	5,736	56,226	...	191,193	1,120,117	14.47	77,385	59,907
80 North Haiti Mission	691,995	5.27	52,059	0.40	4,685	48,440	522	156,178	953,879	7.27	131,241	48,936
81 Northwest Haiti Mission	621,871	5.72	72,663	0.67	6,540	43,531	1,410	217,990	964,005	8.87	108,690	68,304

STATISTICAL REPORT FOR 2019

Conference or Mission	Tithe and Offerings										Per Capita Basis	17
1	7	8	9	10	11	12a	12b	13	14a	14b	Membership Basis for Per Capita Calculations June 30, 2018	17
Conference or Mission	Tithe	Tithe Per Capita	World Mission Fund, Including Sabbath School	World Mission Fund Per Capita	Other General Conference Funds	Intradivision Funds	Ingathering Funds	Local Church Funds	Total Tithe and Offerings	Total Tithe and Offerings Per Capita	Membership Basis for Per Capita Calculations June 30, 2018	Sabbath School Mission Offerings
	US\$	US\$	US\$	US\$	US\$	US\$	US\$	US\$	US\$	US\$	US\$	US\$
INTER-AMERICAN DIVISION (CONT'D)												
HAITIAN UNION MISSION (CONT'D)												
82 Plaine du cul de Sac Mission	799,109	13.36	68,619	1.15	6,176	55,938	...	205,857	1,135,699	18.99	59,803	64,502
83 South Haiti Mission	557,416	6.03	49,714	0.54	4,474	39,019	...	149,142	799,765	8.65	92,468	46,731
Totals	3,602,306	7.67	314,812	0.67	28,333	252,162	1,932	944,438	5,143,983	10.95	469,587	295,924
84 HONDURAS UNION MISSION	56,712	3,970	60,682
85 Atlantic Honduras Conference	758,738	70.75	45,927	4.28	4,133	53,112	18,511	137,782	1,018,203	94.95	10,724	43,172
86 Bay Islands Conference	903,145	179.09	35,075	6.96	3,157	63,220	8,048	105,224	1,117,869	221.67	5,043	32,970
87 Central Honduras Conference	1,199,186	33.66	55,230	1.55	4,971	83,943	11,741	165,690	1,520,761	42.69	35,624	51,916
88 Comayagua Mission	789,584	15.30	34,861	0.68	3,137	55,271	21,212	104,582	1,008,647	19.55	51,598	32,769
89 Northwest Honduras Conference	1,385,019	66.13	72,466	3.46	6,522	96,951	28,571	217,398	1,806,927	86.28	20,943	68,118
Totals	5,092,384	41.09	243,559	1.97	21,920	356,467	88,083	730,676	6,533,089	52.72	123,932	228,945
90 INTER-OCEANIC MEXICAN UNION CONF.	72,115	5,048	77,163
91 Alpine Mission	1,369,899	87.65	97,745	6.25	8,797	95,893	14,364	293,236	1,879,934	120.28	15,629	91,881
92 Central Veracruz Mission	1,240,147	109.66	80,364	7.11	7,233	86,810	16,572	241,093	1,672,219	147.87	11,309	75,542
93 Chontalpa Mission	1,677,709	111.49	129,904	8.63	11,691	117,440	19,658	389,712	2,346,114	155.91	15,048	122,110
94 Isthmus Conference	1,510,548	78.59	116,931	6.08	10,524	105,738	30,222	350,793	2,124,756	110.55	19,220	109,915
95 Los Tuxtlas Mission	1,323,276	80.74	95,025	5.80	8,552	92,629	15,116	285,075	1,819,673	111.02	16,390	89,324
96 North Veracruz Conference	1,812,293	77.26	126,201	5.38	11,358	126,861	26,529	378,603	2,481,845	105.81	23,456	118,629
97 Oaxaca Conference	1,113,584	45.94	79,609	3.28	7,165	77,951	9,752	238,827	1,526,888	62.99	24,242	74,833
98 Olmecca Conference	2,102,889	92.83	180,990	7.99	16,289	147,202	21,629	542,970	3,011,969	132.96	22,654	170,131
99 South Pacific Conference	1,839,701	103.10	124,523	6.98	11,207	128,779	25,566	373,569	2,503,345	140.29	17,844	117,051
100 South Veracruz Conference	1,656,146	87.91	128,023	6.80	11,522	115,930	19,713	384,070	2,315,404	122.90	18,840	120,342
101 Southeast Veracruz Mexican Conference	2,358,269	107.49	173,295	7.90	15,597	165,079	29,008	519,885	3,261,133	148.64	21,940	162,897
Totals	18,076,576	87.51	1,332,610	6.45	119,935	1,265,360	228,129	3,997,833	25,020,443	121.12	206,572	1,252,655
102 JAMAICA UNION CONFERENCE	63,788	...	7,171	...	645	4,465	...	21,514	97,583	6,741
103 Central Jamaica Conference	6,693,100	67.77	186,718	1.89	16,805	468,517	142,596	560,154	8,067,890	81.69	98,767	175,515
104 East Jamaica Conference	6,043,319	84.28	192,149	2.68	17,293	423,032	...	576,446	7,252,239	101.14	71,707	180,620
105 North East Jamaica Conference	1,613,934	53.59	61,171	2.03	5,505	112,975	58,822	183,514	2,035,921	67.60	30,116	57,501
106 North Jamaica Conference	1,587,685	76.75	69,118	3.34	6,221	111,138	34,635	207,354	2,016,151	97.46	20,686	64,971
107 West Jamaica Conference	5,715,272	63.87	219,351	2.45	19,742	400,069	87,915	658,053	7,100,402	79.35	89,486	206,190
Totals	21,717,098	69.88	735,678	2.37	66,211	1,520,196	323,968	2,207,035	26,570,186	85.50	310,762	691,538
108 NORTH COLOMBIAN UNION CONF.	58,177	4,072	58,778	...	121,027
109 Atlantic Colombian Conference	1,798,883	86.66	97,786	4.71	8,801	125,922	...	293,358	2,324,750	111.99	20,759	91,919
110 Caribbean Colombian Conference	1,486,346	69.76	73,240	3.44	6,592	104,044	...	219,720	1,889,942	88.70	21,306	68,845
111 Colombian Islands Mission	283,840	278.82	14,551	14.29	1,310	19,869	...	43,652	363,222	356.80	1,018	13,677
112 East Central Colombian Conference	1,271,776	97.05	81,168	6.19	7,305	89,024	...	243,505	1,692,778	129.17	13,105	76,298
113 East Colombian Conference	2,625,572	159.66	165,775	10.08	14,920	183,790	...	497,325	3,487,382	212.06	16,445	155,828
114 Northeast Colombian Conference	1,813,433	101.16	128,123	7.15	11,531	126,940	...	384,369	2,464,396	137.48	17,926	120,436
115 Southwest Colombian Mission	1,145,327	134.10	51,999	6.09	4,680	80,173	...	155,997	1,438,176	168.38	8,541	48,879
116 West Central Colombian Conference	2,074,726	114.52	107,607	5.94	9,685	145,231	...	322,821	2,660,070	146.84	18,116	101,151
Totals	12,558,080	107.14	720,249	6.14	64,824	879,065	58,778	2,160,747	16,441,743	140.27	117,216	677,033
117 NORTH MEXICAN UNION CONFERENCE	411,816	28,827	440,643
118 Baja California Conference	3,083,290	144.60	221,797	10.40	19,962	215,830	...	665,390	4,206,269	197.26	21,323	208,489
119 Chihuahua Mexican Conference	1,445,227	81.54	100,040	5.64	9,004	101,166	...	300,121	1,955,558	110.33	17,725	94,038
120 Gulf Mexican Conference	1,332,217	76.43	92,944	5.33	8,365	93,255	...	278,833	1,805,614	103.59	17,430	87,368
121 North Tamaulipas Mexican Conference	1,367,800	113.41	82,712	6.86	7,444	95,746	...	248,136	1,801,838	149.39	12,061	77,749
122 Northeast Mexican Conference	3,792,804	228.59	201,808	12.16	18,163	265,496	...	605,423	4,883,694	294.34	16,592	189,699
123 Northwest Mexican Mission	664,479	50.48	41,533	3.16	3,738	23,257	...	124,600	857,607	65.15	13,163	39,041
124 Regiomontana Mission	1,788,153	129.41	113,098	8.18	10,179	125,171	...	339,295	2,375,896	171.94	13,818	106,313
125 Sinaloa Mexican Conference	1,350,486	98.										

GENERAL STATISTICS BY DIVISIONS FOR 2019

Conference or Mission	Tithe and Offerings										Per Capita Basis	
	7	8	9	10	11	12a	12b	13	14a	14b	Membership Basis for Per Capita Calculations June 30, 2018	17
1	Tithe	Tithe Per Capita	World Mission Fund, Including Sabbath School	World Mission Fund Per Capita	Other General Conference Funds	Intradivision Funds	Ingathering Funds	Local Church Funds	Total Tithe and Offerings	Total Tithe and Offerings Per Capita		Sabbath School Mission Offerings
	US\$	US\$	US\$	US\$	US\$	US\$	US\$	US\$	US\$	US\$	US\$	US\$
INTER-AMERICAN DIVISION (CONT'D)												
141 SOUTH CENTRAL AMERICAN UN MISS	92,682	6,488	99,170
142 Caribbean Costa Rica Mission	1,217,642	71.06	89,348	5.21	8,041	85,235	10,511	268,043	1,678,820	97.98	17,135	83,987
143 Central Nicaragua Mission	660,845	14.93	43,887	0.99	3,950	46,259	4,139	131,660	890,740	20.12	44,262	41,253
144 North Costa Rica Mission	1,813,328	64.85	104,791	3.75	9,431	126,933	16,456	314,373	2,385,312	85.31	27,961	98,504
145 Northwestern Nicaragua Mission	769,806	11.25	46,748	0.68	4,207	53,886	5,176	140,245	1,020,068	14.90	68,442	43,943
146 South Atlantic Nicaragua Mission	350,389	12.52	27,545	0.98	2,479	24,527	3,860	82,634	491,434	17.57	27,977	25,892
147 South-Central Costa Rica Conference	1,857,534	64.60	102,430	3.56	9,219	130,027	4,674	307,291	2,411,175	83.86	28,753	96,284
Totals	6,762,226	31.52	414,749	1.93	37,327	473,355	44,816	1,244,246	8,976,719	41.84	214,530	389,863
148 SOUTH COLOMBIAN UNION CONF	134,459	...	6,254	...	563	9,412	...	18,762	169,450	5,879
149 Central Colombian Conference	1,077,907	58.88	64,407	3.52	5,797	75,453	...	193,222	1,416,786	77.39	18,306	60,543
150 East Los Llanos Conference	1,338,134	73.17	82,196	4.49	7,398	93,669	...	246,588	1,767,985	96.67	18,288	77,264
151 Northwestern Bogota and Boyaca Mission	719,938	121.92	38,153	6.46	3,434	50,396	...	114,458	926,379	156.88	5,905	35,863
152 Pacific Colombian Conference	1,501,717	78.54	73,391	3.84	6,605	105,120	...	220,173	1,907,006	99.74	19,120	68,988
153 South Andean Mission	671,333	52.03	41,715	3.23	3,754	20,140	...	125,145	862,087	66.81	12,903	39,212
154 South Bogota Conference	995,568	56.68	49,887	2.84	4,490	69,690	...	149,661	1,269,296	72.27	17,564	46,894
155 South Colombian Conference	1,263,925	39.74	76,259	2.40	6,863	88,475	...	228,778	1,664,300	52.33	31,805	71,684
156 South Pacific Mission	618,604	58.28	31,385	2.96	2,825	43,302	...	94,155	790,271	74.45	10,615	29,502
157 Upper Magdalena Conference	1,802,268	76.86	75,770	3.23	6,819	126,159	...	227,310	2,238,326	95.45	23,450	71,224
Totals	10,123,853	64.09	539,417	3.41	48,548	681,816	...	1,618,252	13,011,886	82.38	157,956	507,053
158 SOUTHEAST MEXICAN UNION MISSION	58,643	4,105	62,748
159 Campeche Mission	1,141,553	92.51	81,168	6.58	7,305	79,909	22,549	243,503	1,575,987	127.71	12,340	76,298
160 Central Tabasco Conference	2,273,505	96.65	151,334	6.43	13,620	159,145	38,815	454,002	3,090,421	131.38	23,522	142,254
161 East Tabasco Mission	770,344	92.08	60,600	7.24	5,454	53,924	10,066	181,890	1,082,588	129.36	8,366	56,964
162 Mayab Conference	1,678,300	95.05	106,556	6.03	9,590	117,481	16,376	319,669	2,247,972	127.31	17,657	100,163
163 North Quintana Roo Conference	2,002,475	164.84	150,077	12.35	13,507	140,173	14,275	450,232	2,770,739	228.08	12,148	141,073
164 South Quintana Roo Mission	1,222,440	114.46	100,143	9.38	9,013	85,571	9,872	300,429	1,727,468	161.75	10,680	94,134
165 South Tabasco Conference	1,488,024	91.64	98,190	6.05	8,837	104,162	9,258	294,569	2,003,040	123.36	16,238	92,298
Totals	10,635,284	105.35	748,068	7.41	67,326	744,470	121,211	2,244,204	14,560,563	144.23	100,951	703,184
166 WEST VENEZUELA UNION MISSION	40,053	...	1,384	...	125	2,804	...	4,152	48,518	1,301
167 Central Andean Venezuela Mission	20,637	1.91	1,588	0.15	143	1,445	...	4,763	28,576	2.65	10,779	1,493
168 East Andean Venezuela Mission	17,937	1.36	1,333	0.10	120	1,256	...	4,000	24,646	1.87	13,163	1,253
169 North Central Venezuela Conference	27,127	1.49	2,149	0.12	193	1,899	...	6,448	37,816	2.07	18,232	2,020
170 Northwestern Venezuela Mission	16,604	1.88	968	0.11	87	1,162	...	2,903	21,724	2.46	8,816	910
171 Portuguese Venezuela Mission	31,996	2.28	2,590	0.18	233	2,240	...	7,771	44,830	3.19	14,062	2,435
172 Southwest Venezuela Conference	47,577	2.11	4,595	0.20	414	3,330	...	13,786	69,702	3.10	22,517	4,320
173 West Central Venezuela Conference	63,077	2.70	4,087	0.17	368	4,415	...	12,261	84,208	3.61	23,357	3,842
174 West Los Llanos Venezuela Conference	31,280	2.22	1,642	0.12	148	2,190	...	4,925	40,185	2.86	14,062	1,543
175 West Venezuela Conference	34,236	1.21	1,825	0.06	164	2,397	...	5,475	44,097	1.55	28,372	1,716
176 Yaracuy Venezuela Mission	19,879	1.45	1,564	0.11	141	1,392	...	4,692	27,668	2.02	13,673	1,470
Totals	350,403	2.10	23,725	0.14	2,136	24,530	...	71,176	471,970	2.83	167,033	22,303
177 INTER-AMERICAN DIVISION	1,375,094	...	5,861	...	527	17,583	1,399,065	...	145	5,509
178 Atlantic Caribbean Union Mission	12,440,022	407.38	563,662	18.46	50,728	870,802	96,686	1,690,985	15,712,885	514.55	30,537	529,842
179 Belize Union of Churches Mission	1,658,539	36.46	71,031	1.56	6,393	116,098	10,138	213,093	2,075,292	45.62	45,492	66,769
180 Caribbean Union Conference	42,381,864	171.30	1,994,666	8.06	179,519	3,467,427	950,699	5,984,002	54,958,177	222.13	247,414	1,874,989
181 Central Mexican Union Mission	6,181,811	72.49	341,784	4.01	30,761	420,656	18,181	1,025,351	8,018,544	94.03	85,275	321,276
182 Chiapas Mexican Union Conference	16,549,757	69.11	1,284,142	5.36	115,571	1,125,015	537,545	3,852,424	23,464,454	97.98	239,478	1,207,092
183 Cuban Union Conference
184 Dominican Union Conference	15,918,464	46.64	1,306,597	3.83	117,594	1,114,292	55,523	3,919,793	22,432,263	65.72	341,330	1,228,202
185 Dutch Caribbean Union Mission	2,808,464	293.71	140,925	14.74	12,683	191,492	...	422,774	3,576,338	374.02	9,562	132,469
186 East Venezuela Union Mission	345,416	1.95	27,327	0.15	2,460	23,798	352	81,981	481,334	2.71	177,324	25,688
187 El Salvador Union Mission	5,086,025	25.57	315,558	1.59	28,401	356,021	172,000	946,674	6,904,679	34.71	198,907	296,623
188 French Antilles-Guiana Union Conference	14,364,682	443.50	682,728	21.08	61,446	1,005,528	...	2,048,185	18,162,569	560.76	32,389	641,764
189 Guatemala Union Mission	9,796,450	38.90	641,325	2.55	57,720	685,752	229,440	1,923,977	13,334,664	52.95	251,852	602,844
190 Haitian Union Mission	3,602,306	7.67	314,812	0.67	28,333	252,162	1,932	944,438	5,143,983	10.95	469,587	295,924
191 Honduras Union Mission	5,092,384	41.09	243,559	1.97	21,920	356,467	88,083	730,676	6,533,089	52.72	123,932	228,945
192 Inter-Oceanic Mexican Union Conference	18,076,576	87.51	1,332,610	6.45	119,935	1,265,360	228,129	3,997,832	25,020,443	121.12	206,572	1,252,655
193 Jamaica Union Conference	21,717,098	69.88	735,678	2.37	66,211	1,520,196	323,968	2,207,035	26,570,186	85.50	310,762	691,538
194 North Colombian Union Conference	12,558,080	107.14	720,249	6.14	64,824	879,065	58,778	2,160,747	16,441,743	140.27	117,216	677,033
195 North Mexican Union Conference	18,083,675	117.56	1,099,566	7.15	98,962	1,235,449	...	3,298,700	23,816,352	154.82	153,830	1,033,593
196 Panama Union Mission	7,778,597	91.93	650,936	7.69	58,584	530,827	153,650	1,952,810	11,125,044	131.48	84,614	611,879
197 Puerto Rican Union Conference	18,936,472	572.39	573,285	17.33	51,596	1,325,553	96,262	1,719,855	22,703,023	686.24	33,083	538,887
198 South Central American Union Mission	6,762,226	31.52	414,749	1.93	37,327	473,355	44,816	1,244,246	8,976,719	41.84	214,530	389,863
199 South Colombian Union Conference	10,123,853	64.09	539,417	3.41	48,548	681,816	...	1,618,252	13,011,886	82.38	157,956	507,053
200 Southeast Mexican Union Mission	10,635,284	105.35	748,068	7.41	67,326	744,470	121,211	2,244,204	14,560,563	144.23	100,951	703,184
201 West Venezuela Union Mission	350,403	2.10	23,725	0.14	2,136	24,530	...	71,176	471,970	2.83	167,033	22,303
DIVISION TOTALS	262,623,542	69.12	14,772,260	3.89	1,329,505	18,666,131	3,187,393	44,316,794	344,895,625	90.77	3,799,771	13,885,924
INTER-EUROPEAN DIVISION												
1 AUSTRIAN UN OF CHURCHES CONF	7,511,699	1,764.14	577,863	135.71	48,875	549,328	...	1,387,773	10,075,538	2,366.26	4,258	380,619
2 BULGARIAN UN OF CHURCHES CONF	1,912,136	271.42	61,821	8.78	1,973,957	280.19	7,045	36,099

STATISTICAL REPORT FOR 2019

Conference or Mission	Tithe and Offerings										Per Capita Basis	17
1	7	8	9	10	11	12a	12b	13	14a	14b	Membership Basis for Per Capita Calculations June 30, 2018	17
Conference or Mission	Tithe	Tithe Per Capita	World Mission Fund, Including Sabbath School	World Mission Fund Per Capita	Other General Conference Funds	Intradivision Funds	Ingathering Funds	Local Church Funds	Total Tithe and Offerings	Total Tithe and Offerings Per Capita	Membership Basis for Per Capita Calculations June 30, 2018	Sabbath School Mission Offerings
	US\$	US\$	US\$	US\$	US\$	US\$	US\$	US\$	US\$	US\$	US\$	US\$

INTER-EUROPEAN DIVISION (CONT'D)

3 CZECHO-SLOVAKIAN UNION CONF			439						439			439	
4 Bohemian Conference	2,504,735	758.55	130,684	39.58					2,635,419	798.13	3,302	85,225	
5 Moravia-Silesian Conference	2,723,931	644.56	218,787	51.77					2,942,478	696.34	4,226	124,811	
6 Slovakian Conference	1,252,173	564.30	107,824	48.59					1,359,997	612.89	2,219	63,231	
Totals	6,480,839	664.91	457,734	46.96					6,938,573	711.87	9,747	273,706	
7 FRANCO-BELGIAN UNION CONFERENCE	69,104								69,104				
8 Belgian-Luxembourg Conference	1,805,056	653.77	103,589	37.52	9,829				1,918,474	694.85	2,761	99,265	
9 North France Conference	9,413,756	897.15	267,875	25.53	24,402				9,706,033	925.00	10,493	262,864	
10 South France Conference	4,497,527	938.55	131,016	27.34	3,595				4,632,138	966.64	4,792	116,384	
Totals	15,785,443	874.73	502,480	27.84	37,826				16,325,749	904.67	18,046	478,513	
11 ITALIAN UNION OF CHURCHES CONF	5,834,127	614.18	404,790	42.61	48,458	55,617		1,955,506	8,298,498	873.62	9,499	325,356	
12 NORTH GERMAN UNION CONFERENCE							47,773						
13 Berlin-Central German Conference	7,837,480	1,131.77	439,264	63.43	15,752	207,767	93,361		8,593,624	1,240.96	6,925	251,657	
14 Hansa Conference	2,847,280	1,097.64	175,787	67.77	6,108	55,877	112,091		3,197,143	1,232.51	2,594	106,118	
15 Lower Saxonian Conference	4,082,224	1,166.02	285,592	81.57	2,384	85,886	221,751		4,677,837	1,336.14	3,501	164,612	
16 Northern Rhenish-Westfalian Conference	7,370,032	1,193.72	566,994	91.84	10,734	113,828	145,477		8,207,065	1,329.29	6,174	355,687	
Totals	22,137,016	1,153.33	1,467,637	76.46	34,978	463,358	620,453		24,723,442	1,288.08	19,194	878,074	
17 PORTUGUESE UN OF CHURCHES CONF	5,664,263	597.06	216,425	22.81	28,010				954,993	6,863,691	723.48	9,487	87,181
18 ROMANIAN UNION CONFERENCE	177,021		169						177,190			150	
19 Banat Conference	2,171,162	326.59	149,079	22.42	20,013				290,372	2,630,626	395.70	6,648	96,417
20 Moldavia Conference	3,136,930	260.52	210,783	17.51	32,247				625,917	4,005,877	332.69	12,041	126,209
21 Muntenia Conference	6,307,091	348.04	436,515	24.09	69,303				169,438	6,982,347	385.30	18,122	262,714
22 North Transylvania Conference	3,974,289	529.34	315,542	42.03	28,461				958,421	5,276,713	702.81	7,508	189,171
23 Oltenia Conference	3,575,128	335.31	185,654	17.41	29,533				705,889	4,496,204	421.70	10,662	121,681
24 South Transylvania Conference	2,214,760	239.61	161,163	17.44	30,360				681,377	3,087,660	334.05	9,243	114,619
Totals	21,556,381	335.64	1,458,905	22.72	209,917			3,431,414	26,656,617	415.06	64,224	910,961	
25 SOUTH GERMAN UNION CONFERENCE						42,492	110			42,602			
26 Baden-Wuerttemberg Conference	11,807,574	1,863.86	806,221	127.26	25,958	407,779	462,822		13,510,354	2,132.65	6,335	495,011	
27 Bavarian Conference	6,745,154	1,482.45	454,168	99.82	10,222	218,664	64,406		7,492,614	1,646.73	4,550	297,255	
28 Central Rhenish Conference	6,271,626	1,343.54	419,145	89.79	4,453	171,877	69,903		6,937,004	1,486.08	4,668	265,675	
Totals	24,824,354	1,596.11	1,679,534	107.99	40,633	840,812	597,241		27,982,574	1,799.18	15,553	1,057,941	
29 SPANISH UNION OF CHURCHES CONF	10,228,074	600.94	291,126	17.10	946	40,412			865,460	11,426,018	671.33	17,020	219,594
30 SWISS UNION CONFERENCE													
31 French-Italian Swiss Conference	3,886,447	1,786.87	207,906	95.59	27,256	7,702	7,113	144,788	4,281,212	1,968.37	2,175	146,454	
32 German Swiss Conference	7,389,699	2,892.25	492,632	192.81	42,460	61,088	623	401,440	8,387,942	3,282.95	2,555	383,808	
Totals	11,276,146	2,383.96	700,538	148.11	69,716	68,790	7,736	546,228	12,669,154	2,678.47	4,730	530,262	
33 INTER-EUROPEAN DIVISION	12,289								12,289				
34 Austrian Union of Churches Conference	7,511,699	1,764.14	577,863	135.71	48,875	549,328		1,387,773	10,075,538	2,366.26	4,258	380,619	
35 Bulgarian Union of Churches Conference	1,912,136	271.42	61,821	8.78					1,973,957	280.19	7,045	36,099	
36 Czecho-Slovakian Union Conference	6,480,839	664.91	457,734	46.96					6,938,573	711.87	9,747	273,706	
37 Franco-Belgian Union Conference	15,785,443	874.73	502,480	27.84	37,826				16,325,749	904.67	18,046	478,513	
38 Italian Union of Churches Conference	5,834,127	614.18	404,790	42.61	48,458	55,617		1,955,506	8,298,498	873.62	9,499	325,356	
39 North German Union Conference	22,137,016	1,153.33	1,467,637	76.46	34,978	463,358	620,453		24,723,442	1,288.08	19,194	878,074	
40 Portuguese Union of Churches Conference	5,664,263	597.06	216,425	22.81	28,010				954,993	6,863,691	723.48	9,487	87,181
41 Romanian Union Conference	21,556,381	335.64	1,458,905	22.72	209,917			3,431,414	26,656,617	415.06	64,224	910,961	
42 South German Union Conference	24,824,354	1,596.11	1,679,534	107.99	40,633	840,812	597,241		27,982,574	1,799.18	15,553	1,057,941	
43 Spanish Union of Churches Conference	10,228,074	600.94	291,126	17.10	946	40,412			865,460	11,426,018	671.33	17,020	219,594
44 Swiss Union Conference	11,276,146	2,383.96	700,538	148.11	69,716	68,790	7,736	546,228	12,669,154	2,678.47	4,730	530,262	
DIVISION TOTALS	133,222,767	745.08	7,818,853	43.73	519,359	2,018,317	1,225,430	9,141,374	153,946,100	860.98	178,803	5,178,306	

NORTH AMERICAN DIVISION

1 ATLANTIC UNION CONFERENCE												
2 Bermuda Conference	4,941,398	1,227.07	81,829	20.32	44,595	9,310	15,843		5,092,975	1,264.71	4,027	73,800
3 Greater New York Conference	28,078,051	908.88	747,686	24.20	90,745	68,377	122,185	17,540,866	46,647,910	1,509.98	30,893	732,911
4 New York Conference	5,042,866	854.43	78,680	13.33	34,720	23,695	924	1,878,743	7,059,628	1,196.14	5,902	72,180
5 Northeastern Conference	47,907,449	815.77	816,398	13.90	75,551	56,164	108,787	21,488,066	70,452,415	1,199.66	58,727	809,287
6 Northern New England Conference	5,963,528	1,146.17	111,198	21.37	60,321	24,524	13,416					

GENERAL STATISTICS BY DIVISIONS FOR 2019

Conference or Mission	Tithe and Offerings										Per Capita Basis	
	7	8	9	10	11	12a	12b	13	14a	14b	Membership Basis for Per Capita Calculations June 30, 2018	17
1	Tithe	Tithe Per Capita	World Mission Fund, Including Sabbath School	World Mission Fund Per Capita	Other General Conference Funds	Intradivision Funds	Ingatherings Funds	Local Church Funds	Total Tithe and Offerings	Total Tithe and Offerings Per Capita		Sabbath School Mission Offerings
	US\$	US\$	US\$	US\$	US\$	US\$	US\$	US\$	US\$	US\$	US\$	US\$
NORTH AMERICAN DIVISION (CONT'D)												
CANADA, SDA CHURCH IN (CONT'D)												
13 Ontario Conference	26,091,931	776.55	601,510	17.90	83,863	1,187,865	156,834	21,734,463	49,856,466	1,483.82	33,600	572,288
14 Quebec Conference	5,606,190	668.20	119,766	14.27	4,905	240,259	103	3,196,222	9,167,445	1,092.66	8,390	114,127
15 SDA Church in Newfoundland & Labrador	534,162	1,041.25	11,467	22.35	1,773	48,410	1,889	597,701	1,165.11		513	10,166
Totals	61,481,970	861.38	1,867,653	26.17	291,623	4,700,343	375,085	39,368,936	108,085,610	1,514.31	71,376	1,762,787
COLUMBIA UNION CONFERENCE												
17 Allegheny East Conference	36,460,851	880.23	417,136	10.07	71,259	47,072	10,462	37,006,780	893.41	41,422	412,784	
18 Allegheny West Conference	7,222,709	428.34	60,891	3.61	6,554	6,663	1,693	1,915,474	9,213,984	546.43	16,862	60,500
19 Chesapeake Conference	20,452,527	1,288.43	367,322	23.14	111,311	97,989	31,067	21,060,216	1,326.71	15,874	352,528	
20 Mountain View Conference	2,951,673	1,304.32	74,735	33.02	14,877	21,844	12,944	839,801	3,915,874	1,730.39	2,263	70,154
21 New Jersey Conference of SDA, Inc.	13,516,483	808.60	319,882	19.14	75,480	71,059	2,706	92,903	14,078,513	842.22	16,716	308,865
22 Ohio Conference	12,122,195	1,022.37	204,354	17.23	95,634	60,491	5,745	4,179,168	16,667,587	1,405.72	11,857	190,949
23 Pennsylvania Conference	12,984,142	1,074.76	261,163	21.62	78,114	54,336	9,509	6,692,785	20,080,049	1,662.12	12,081	253,553
24 Potomac Conference	36,421,573	1,002.00	426,858	11.74	185,414	81,571	48,702	37,164,118	1,022.42	36,349	415,554	
Totals	142,132,153	926.40	2,132,341	13.90	638,643	441,025	122,828	13,720,131	159,187,121	1,037.56	153,424	2,064,887
LAKE UNION CONFERENCE												
26 Illinois Conference	11,904,436	864.65	235,930	17.14	51,341	329,135	14,998	6,516,696	19,052,536	1,383.83	13,768	226,103
27 Indiana Conference	9,734,733	1,115.22	290,617	33.29	53,738	441,520	7,635	45,664,208	56,192,451	6,437.44	8,729	277,733
28 Lake Region Conference	11,047,968	350.26	93,816	2.97	23,088	83,166		4,538,570	15,786,608	500.49	31,542	89,978
29 Michigan Conference	36,115,851	1,352.05	1,229,423	46.03	190,859	2,842,639	49,318	21,335,834	61,763,924	2,312.22	26,712	1,177,593
30 Wisconsin Conference	7,298,013	946.07	258,271	33.48	33,530	231,193	3,055	3,636,623	11,460,685	1,485.70	7,714	200,657
Totals	76,101,001	860.24	2,108,057	23.83	352,556	3,927,653	75,006	81,691,931	164,256,204	1,856.74	88,465	2,022,064
MID-AMERICA UNION CONFERENCE												
32 Central States Conference	4,879,669	565.10	57,234	6.63	1,805	2,455	470	3,027,191	7,968,824	922.85	8,635	56,654
33 Dakota Conference	4,782,959	1,196.04	154,340	38.59	28,778	42,311	2,248	3,212,232	8,222,868	2,056.23	3,999	145,803
34 Iowa-Missouri Conference	10,618,520	885.98	295,669	24.67	56,577	79,832	15,510	5,996,325	17,062,613	1,423.66	11,985	274,584
35 Kansas-Nebraska Conference	12,041,783	1,021.96	269,178	22.84	96,698	62,146	3,079	7,908,497	20,381,381	1,729.73	11,783	249,680
36 Minnesota Conference	9,191,113	888.98	230,068	22.25	55,833	48,395	1,119	5,834,481	15,361,009	1,485.73	10,339	221,083
37 Rocky Mountain Conference	18,174,773	1,002.19	412,402	22.74	72,557	83,694	6,172	11,682,961	30,432,559	1,678.11	18,135	398,351
Totals	59,688,817	920.04	1,418,891	21.87	312,428	318,833	28,598	37,661,687	99,429,254	1,532.60	64,876	1,346,155
NORTH PACIFIC UNION CONFERENCE												
39 Alaska Conference	4,516,765	1,147.55	65,927	16.75	46,064	24,486	1,116	2,142,775	6,797,133	1,726.91	3,936	59,319
40 Idaho Conference of SDA, Inc.	5,966,592	864.85	174,007	25.22	63,921	46,421	2,051	4,381,165	10,634,157	1,541.41	6,899	170,203
41 Montana Conference	4,499,877	1,124.41	108,097	27.01	33,966	33,523	1,069	2,291,784	6,968,316	1,741.21	4,002	98,789
42 Oregon Conference	32,798,898	896.56	764,788	20.91	166,836	138,205	4,916	18,225,343	52,098,986	1,424.13	36,583	736,036
43 Upper Columbia Conference	25,951,621	956.07	750,002	27.63	196,269	166,348	9,518	17,766,528	44,840,286	1,651.94	27,144	638,783
44 Washington Conference	22,001,821	929.99	375,472	15.87	145,913	121,246	4,532	531,558	23,180,542	979.82	23,658	358,092
Totals	95,735,574	936.55	2,238,293	21.90	652,969	530,229	23,202	45,339,153	144,519,420	1,413.78	102,222	2,061,222
PACIFIC UNION CONFERENCE												
46 Arizona Conference	14,129,472	686.20	300,535	14.60	122,930	69,605	4,732	8,737,114	23,364,388	1,134.69	20,591	291,854
47 Central California Conference of SDA	29,125,435	768.38	298,066	7.86	134,057	119,545	7,338	23,534,989	53,219,430	1,404.02	37,905	282,612
48 Hawaii Conference	5,900,772	935.29	142,472	22.58	33,829	26,701	3,065	6,106,839	967.96	6,309	138,868	
49 Nevada-Utah Conference	7,418,611	711.82	126,353	12.12	31,668	33,283	3,880	1,133,085	8,746,880	839.27	10,422	116,380
50 Northern California Conference of SDA	41,702,327	1,027.63	595,810	14.68	253,158	191,650	15,078	32,372,065	75,130,088	1,851.36	40,581	571,351
51 Southeastern California Conference	55,672,247	796.56	942,270	13.48	332,454	153,255	20,950	50,735,853	107,857,029	1,543.22	69,891	921,217
52 Southern California Conference	33,887,555	833.38	545,911	13.43	103,084	81,133	20,826	29,446,696	64,085,205	1,576.01	40,663	527,243
Totals	187,836,419	829.81	2,951,417	13.04	1,011,180	675,172	75,869	145,959,802	338,509,859	1,495.44	226,362	2,849,525
SOUTHERN UNION CONFERENCE												
53 Carolina Conference	26,098,339	1,114.36	666,797	28.47	111,676	140,959	29,863	16,651,055	43,698,689	1,865.87	23,420	629,364
54 Florida Conference	63,521,555	989.45	988,962	15.40	278,850	240,020	52,578	44,294,083	109,376,048	1,703.70	64,199	946,323
56 Georgia-Cumberland Conference	55,834,979	1,366.53	1,104,866	27.04	351,316	252,478	51,254	34,037,783	91,632,676	2,242.66	40,859	1,054,018
57 Gulf States Conference	10,754,779	835.91	297,212	23.10	55,589	97,981	4,780	3,911	11,214,252	871.62	12,866	285,325
58 Kentucky-Tennessee Conference	17,084,245	1,115.45	362,886	23.69	90,416	107,421	18,176	8,890,770	26,553,914	1,733.74	15,316	337,173
59 South Atlantic Conference	25,219,512	509.58	331,019	6.69	59,114	58,136	4,494	7,873,233	33,545,508	677.81	49,491	299,318
60 South Central Conference	21,253,414	586.95	189,033	5.22	22,769	17,803	31,281	21,514,300	594.15	36,210	175,337	
61 Southeastern Conference	26,647,823	493.03	258,621	4.78	30,932	29,756		5,723,583	32,690,715	604.83	54,049	230,451
Totals	246,414,646	831.33	4,199,396	14.17	1,000,662	944,554	192,426	117,474,418	370,226,102	1,249.03	296,410	3,957,309
SOUTHWESTERN UNION CONFERENCE												
62 Arkansas-Louisiana Conference	10,785,161	814.10	254,146	19.18	76,064	57,996	37,457	3,150,138	14,360,962	1,084.01	13,248	242,787
64 Oklahoma Conference	7,630,815	878.62	194,578	22.40	26,355	40,031	5,303	4,879,117	12,776,199	1,471.06	8,685	186,667
65 Southwest Region Conference	12,526,843	464.77	90,680	3.36	17,494	20,612	3,830	9,487,147	22,146,606	821.67	26,953	84,466
66 Texas Conference	53,142,010	888.31	1,058,921	17.70	214,636	183,885	69,371	33,584,324	88,253,147	1,475.21	59,824	1,036,378
67 Texico Conference	7,697,749	637.39	188,043	15.57	36,883	26,825	6,844	5,979,365	13,935,709	1,153.90	12,077	179,479
Totals	91,782,578	759.87	1,786,368	14.79	371,432	329,349	122,805	57,080,091	151,472,623	1,254.05	120,787	1,729,777
ATTACHED FIELD												
69 Guam-Micronesia Mission	2,543,072	441.12	43,888	7.61	9,213	12,336	798		2,609,307	452.61	5,765	43,010

STATISTICAL REPORT FOR 2019

Conference or Mission	Tithe and Offerings										Per Capita Basis	17
1	7	8	9	10	11	12a	12b	13	14a	14b	Membership Basis for Per Capita Calculations June 30, 2018	17
Conference or Mission	Tithe	Tithe Per Capita	World Mission Fund, Including Sabbath School	World Mission Fund Per Capita	Other General Conference Funds	Intradivision Funds	Ingathering Funds	Local Church Funds	Total Tithe and Offerings	Total Tithe and Offerings Per Capita	Membership Basis for Per Capita Calculations June 30, 2018	Sabbath School Mission Offerings
	US\$	US\$	US\$	US\$	US\$	US\$	US\$	US\$	US\$	US\$	US\$	US\$

NORTH AMERICAN DIVISION (CONT'D)

70 NORTH AMERICAN DIVISION	239,142		51,503						290,645			4,916
71 Atlantic Union Conference	111,055,592	897.55	2,119,302	17.13	397,512	248,219	266,490	56,969,832	171,056,947	1,382.48	123,732	2,058,938
72 Canada, SDA Church in	61,481,970	861.38	1,867,653	26.17	291,623	4,700,343	375,085	39,368,936	108,085,610	1,514.31	71,376	1,762,787
73 Columbia Union Conference	142,132,153	926.40	2,132,341	13.90	638,643	441,025	122,828	13,720,131	159,187,121	1,037.56	153,424	2,064,887
74 Lake Union Conference	76,101,001	860.24	2,108,057	23.83	352,556	3,927,653	75,006	81,691,931	164,256,204	1,856.74	88,465	2,022,064
75 Mid-America Union Conference	59,688,817	920.04	1,418,891	21.87	312,428	318,833	28,598	37,661,687	99,429,254	1,532.60	64,876	1,346,155
76 North Pacific Union Conference	95,735,574	936.55	2,238,293	21.90	652,969	530,229	23,202	45,339,153	144,519,420	1,413.78	102,222	2,061,222
77 Pacific Union Conference	187,836,419	829.81	2,951,417	13.04	1,011,180	675,172	75,869	145,959,802	338,509,859	1,495.44	226,362	2,849,525
78 Southern Union Conference	246,414,646	831.33	4,199,396	14.17	1,000,662	944,554	192,426	117,474,418	370,226,102	1,249.03	296,410	3,957,309
79 Southwestern Union Conference	91,782,578	759.87	1,786,368	14.79	371,432	329,349	122,805	57,080,091	151,472,623	1,254.05	120,787	1,729,777
80 Attached Field	2,543,072	441.12	43,888	7.61	9,213	12,336	798	...	2,609,307	452.61	5,765	43,010
DIVISION TOTALS	1,075,010,964	857.65	20,917,109	16.69	5,038,218	12,127,713	1,283,107	595,265,981	1,709,643,092	1,363.96	1,253,441	19,900,590

NORTHERN ASIA-PACIFIC DIVISION

1 JAPAN UNION CONFERENCE	387,438		2,086		791	298,733			689,048			1,097
2 East Japan Conference	6,061,357	745.10	227,173	27.93	54,645	1,121,864		2,373,784	9,838,823	1,209.44	8,135	96,839
3 Okinawa Mission	1,084,290	527.64	36,846	17.93	9,881	162,985		397,844	1,691,846	823.28	2,055	15,427
4 West Japan Conference	2,941,341	578.66	139,505	27.45	29,039	641,410		1,231,781	4,983,076	980.34	5,083	61,346
Totals	10,474,426	685.81	405,610	26.56	94,356	2,224,992		4,003,409	17,202,793	1,126.35	15,273	174,709
5 KOREAN UNION CONFERENCE	16,824								16,824			
6 East Central Korean Conference	17,521,221	215.78	351,800	4.33		473,024	36,779	9,602,607	27,985,431	344.65	81,199	
7 Jeju Region	497,988	412.24	14,583	12.07		18,829	718	502,377	1,034,495	856.37	1,208	
8 Middlewest Korean Conference	10,204,623	328.26	230,038	7.40		304,097	18,817	1,348,093	12,105,668	389.41	31,087	
9 North Korean Mission												
10 Southeast Korean Conference	8,099,617	239.80	120,556	3.57		174,626	25,176	2,130,978	10,550,953	312.37	33,777	
11 Southwest Korean Conference	6,651,937	302.26	134,125	6.09		192,049	26,097	1,105,362	8,109,570	368.50	22,007	
12 West Central Korean Conference	20,014,079	235.71	418,596	4.93		551,618	30,590	8,199,723	29,214,606	344.07	84,909	
Totals	63,006,289	247.87	1,269,698	5.00		1,714,243	138,177	22,889,140	89,017,547	350.20	254,187	
13 ATTACHED FIELDS												
14 Mongolia Mission	140,317	51.95	2,955	1.09	3,093	3,710		7,733	157,808	58.43	2,701	
15 Taiwan Conference	2,508,825	372.78	69,162	10.28	30,264	92,910		1,483,655	4,184,816	621.82	6,730	56,359
Totals	2,649,142	280.90	72,117	7.65	33,357	96,620		1,491,388	4,342,624	460.46	9,431	56,359
16 NORTHERN ASIA-PACIFIC DIVISION												
17 Japan Union Conference	10,474,426	685.81	405,610	26.56	94,356	2,224,992		4,003,409	17,202,793	1,126.35	15,273	174,709
18 Korean Union Conference	63,006,289	247.87	1,269,698	5.00		1,714,243	138,177	22,889,140	89,017,547	350.20	254,187	
19 Attached Fields	2,649,142	280.90	72,117	7.65	33,357	96,620		1,491,388	4,342,624	460.46	9,431	56,359
DIVISION TOTALS	76,129,857	272.97	1,747,425	6.27	127,713	4,035,855	138,177	28,383,937	110,562,964	396.44	278,891	231,068

Note -- Chinese Union Mission was removed from Northern Asia-Pacific Division and made an attached field of the General Conference.

SOUTH AMERICAN DIVISION

1 ARGENTINA UNION CONFERENCE													
2 Buenos Aires Conference	3,185,663	161.79	86,085	4.37	6,256	142,411		1	838,323	4,258,739	216.29	19,690	85,992
3 Central Argentine Conference	5,175,425	226.92	149,633	6.56	5,008	173,184	1,790		1,547,076	7,052,116	309.21	22,807	148,105
4 Central West Argentine Mission	1,192,988	125.06	28,150	2.95	3,860	34,505		62	334,650	1,594,215	167.13	9,539	28,095
5 North Argentine Conference	3,569,699	143.09	88,358	3.54	11,322	101,996		32	641,573	4,412,980	176.89	24,947	87,897
6 North Buenos Aires Mission	2,232,235	178.72	64,589	5.17	4,378	78,647			546,276	2,926,125	234.28	12,490	64,464
7 Northwest Argentine Mission	1,467,256	107.36	32,817	2.40	814	38,265		1	343,196	1,882,349	137.73	13,667	32,817
8 South Argentine Conference	3,268,028	252.57	104,875	8.11	4,479	111,362			856,947	4,345,691	335.86	12,939	104,864
Totals	20,091,294	173.08	554,507	4.78	36,117	680,370	1,886	5,108,041	26,472,215	228.05	116,079	552,234	
9 BOLIVIA UNION MISSION													
10 Central Bolivia Mission	3,055,927	118.49	146,515	5.68	6,213	157,105		20	861,671	4,227,451	163.91	25,791	146,000
11 East Bolivia Mission	3,511,717	111.76	207,444	6.60	2,733	214,505		153	986,580	4,923,132	156.68	31,421	207,364
12 West Bolivia Mission	4,798,802	80.02	229,555	3.83	2,799	231,724			1,393,831	6,656,711	111.00	59,969	229,516
Totals	11,366,446	97.00	583,514	4.98	11,745	603,334	173	3,242,082	15,807,294	134.90	117,181	582,880	
13 CENTRAL BRAZIL UNION CONFERENCE													
14 Central Sao Paulo Conference	12,222,858	342.25	383,399	10.74	43,595	423,156	64,955	3,204,223	16,342,				

GENERAL STATISTICS BY DIVISIONS FOR 2019

Conference or Mission	Tithe and Offerings										Per Capita Basis	
	7	8	9	10	11	12a	12b	13	14a	14b	Membership Basis for Per Capita Calculations June 30, 2018	17
1	Tithe	Tithe Per Capita	World Mission Fund, Including Sabbath School	World Mission Fund Per Capita	Other General Conference Funds	Intradivision Funds	Ingatherings Funds	Local Church Funds	Total Tithe and Offerings	Total Tithe and Offerings Per Capita		Sabbath School Mission Offerings
	US\$	US\$	US\$	US\$	US\$	US\$	US\$	US\$	US\$	US\$	US\$	US\$
SOUTH AMERICAN DIVISION (CONT'D)												
CHILE UNION MISSION (CONT'D)												
25 Metropolitan Chile Conference	5,068,655	289.55	203,790	11.64	8,004	251,724	3,884	1,285,290	6,821,347	389.68	17,505	203,780
26 North Chile Conference	2,843,041	215.84	125,759	9.55	29,232	137,772	7,581	636,549	3,779,934	286.97	13,172	125,684
27 Pacific Chile Mission	2,851,641	222.75	136,489	10.66	12,255	181,185	1,651	761,945	3,945,166	308.17	12,802	136,069
28 South Austral Chile Conference	4,131,920	188.87	186,956	8.55	3,865	209,812	10,960	1,071,778	5,615,291	256.68	21,877	186,917
29 South Metropolitan Chile Mission	2,464,677	219.96	108,523	9.69	8,167	123,013	1,890	534,770	3,241,040	289.25	11,205	108,523
Totals	24,002,452	232.08	1,029,974	9.96	73,115	1,206,422	26,224	5,780,884	32,119,071	310.56	103,422	1,029,368
EAST BRAZIL UNION MISSION												
30 Bahia Conference	9,111,438	210.90	478,732	11.08	22,903	570,313	...	2,748,354	12,931,740	299.33	43,203	478,190
32 Central Bahia Conference	5,912,490	163.44	320,427	8.86	11,506	376,395	9	1,493,480	8,114,307	224.30	36,176	320,415
33 North Bahia Conference	4,470,115	152.92	281,939	9.64	2,895	315,967	13	1,176,371	6,247,300	213.71	29,232	281,722
34 Sergipe Mission	4,290,763	158.81	278,325	10.30	6,680	309,719	1	1,228,211	6,113,699	226.28	27,018	278,207
35 South Bahia Conference	7,045,797	189.20	362,804	9.74	20,890	380,492	2	1,958,413	9,768,398	262.32	37,239	362,363
36 Southwest Bahia Mission	5,719,892	168.01	323,588	9.50	18,713	339,744	86	1,526,462	3,241,040	232.89	34,044	323,100
Totals	36,550,495	176.65	2,045,815	9.89	83,587	2,292,630	111	10,131,291	51,103,929	246.98	206,912	2,043,997
ECUADOR UNION MISSION												
37 North Ecuador Mission	3,457,084	118.50	195,851	6.71	8,147	242,310	3,711	1,247,719	5,154,822	176.70	29,173	195,221
39 South Ecuador Mission	3,288,778	118.98	203,743	7.37	7,205	235,178	200	1,279,526	5,014,630	181.42	27,641	203,065
Totals	6,745,862	118.74	399,594	7.03	15,352	477,488	3,911	2,527,245	10,169,452	179.00	56,814	398,286
NORTH BRAZIL UNION MISSION												
40 Maranhao Conference	5,502,585	137.48	283,187	7.08	6,408	337,661	...	1,404,784	7,534,625	188.25	40,024	282,970
42 North Para Conference	6,733,661	194.18	263,540	7.60	24,093	292,126	3	1,743,957	9,057,380	261.19	34,677	263,351
43 Northeast Maranhao Mission	4,557,456	117.10	263,126	6.76	6,037	280,619	142	1,225,180	6,332,560	162.71	38,919	263,047
44 Para-Amapa Mission	4,878,598	130.96	202,832	5.44	16,830	261,427	...	1,171,308	6,530,995	175.31	37,253	202,680
45 South Maranhao Mission	5,697,100	122.38	378,015	8.12	11,714	422,248	...	1,725,512	8,234,589	176.89	46,552	377,865
46 South Para Conference	7,336,548	131.93	481,079	8.65	5,262	512,771	3	2,456,332	10,791,995	194.06	55,611	480,489
47 West Para Mission	4,722,076	121.99	335,099	8.66	13,947	371,771	29	1,653,743	7,096,665	183.33	38,710	334,859
Totals	39,428,024	135.15	2,206,878	7.56	84,291	2,478,623	177	11,380,816	55,578,809	190.50	291,746	2,205,261
NORTH PERU UNION MISSION												
48 East Central Peru Conference	4,858,007	151.54	159,115	4.96	...	224,971	8,907	1,154,494	6,405,494	199.81	32,058	159,115
50 North Pacific Conference	5,227,242	99.53	193,506	3.68	(32)	227,710	12,832	1,427,944	7,089,202	134.98	52,519	193,506
51 North Peru Mission	4,287,103	81.74	195,602	3.73	4,590	208,632	15,373	969,681	5,680,981	108.32	52,447	195,383
52 Northeast Peru Mission	3,022,251	81.40	120,503	3.25	(1)	129,079	6,620	779,793	4,058,245	109.30	37,129	120,503
53 West Central Peru Mission	3,597,651	106.28	160,022	4.73	35	170,649	15,016	1,127,682	5,071,055	149.81	33,850	160,022
Totals	20,992,254	100.92	828,748	3.98	4,592	961,041	58,748	5,459,594	28,304,977	136.08	208,003	828,529
NORTHEAST BRAZIL UNION MISSION												
54 Alagoas Mission	3,820,003	141.44	170,654	6.32	3,275	223,380	461	959,657	5,177,430	191.70	27,008	170,336
56 Ceara Conference	6,650,382	128.58	364,021	7.04	5,157	404,977	468	1,922,438	9,347,443	180.72	51,723	363,951
57 Central Pernambuco Conference	6,037,622	158.63	416,049	10.93	14,966	441,859	...	1,695,730	8,606,226	226.11	38,062	415,881
58 Northeast Brazil Mission	6,300,893	167.49	334,473	8.89	6,863	349,495	462	1,772,570	8,764,756	232.99	37,619	334,333
59 Pernambuco Conference	5,553,062	173.42	331,230	10.34	10,016	417,435	30	1,448,591	7,760,364	242.36	32,020	331,058
60 Piaui Mission	2,770,682	139.24	173,713	8.73	3,989	179,212	...	731,367	3,858,963	193.93	19,899	173,613
Totals	31,132,644	150.89	1,790,140	8.68	44,266	2,016,358	1,421	8,530,353	43,515,182	210.90	206,331	1,789,172
NORTHWEST BRAZIL UNION MISSION												
61 Amazonas-Roraima Conference	9,203,511	132.65	470,174	6.78	16,776	548,513	82	2,511,499	12,750,555	183.78	69,381	470,170
63 Central Amazon Conference	7,421,709	155.62	319,869	6.71	8,778	440,276	456	2,894,227	11,085,315	232.44	47,691	319,869
64 South Rondonia Conference	5,213,162	266.86	262,214	13.42	38,315	282,377	155	1,421,727	7,217,950	369.49	19,535	261,554
65 West Amazon Conference	6,574,968	189.24	353,477	10.17	28,356	365,356	46	1,821,492	9,143,695	263.17	34,744	353,069
Totals	28,413,350	165.82	1,405,734	8.20	92,225	1,636,522	739	8,648,945	40,197,515	234.59	171,351	1,404,662
PARAGUAY UNION OF CHURCHES MISSION												
66 Central Parana Conference	8,474,779	350.05	398,348	16.45	24,037	441,375	36,974	2,544,792	11,920,305	492.37	24,210	397,933
68 Central Rio Grande do Sul Conference	6,380,683	361.16	251,368	14.23	19,419	281,225	46,331	1,796,441	8,775,467	496.72	17,667	251,209
70 North Parana Conference	7,798,839	346.20	334,672	14.86	17,218	360,534	35,315	2,013,545	10,560,123	468.78	22,527	334,049
71 North Rio Grande do Sul Conference	6,516,822	306.03	292,277	13.73	16,028	348,869	20,990	1,535,290	8,730,276	409.97	21,295	292,024
72 North Santa Catarina Conference	7,745,696	466.33	311,858	18.78	30,567	334,304	51,379	1,850,556	10,324,360	621.57	16,610	311,695
73 Rio Grande do Sul Conference	6,164,774	326.33	299,055	15.83	8,203	352,349	33,442	1,552,870	8,410,693	445.22	18,891	298,876
74 Santa Catarina Conference	8,090,690	383.50	401,436	19.03	21,254	466,438	39,368	2,205,604	11,224,790	532.06	21,097	401,110
75 South Parana Conference	7,329,979	401.20	348,182	19.06	19,864	372,084	24,852	2,792,237	10,887,198	595.91	18,270	346,894
76 West Parana Conference	5,519,496	355.73	231,304	14.91	8,385	272,359	20,256	1,575,216	7,627,016	491.56	15,516	231,291
Totals	64,021,758	363.59	2,868,500	16.29	164,975	3,229,537	308,907	17,866,551	88,460,228	502.38	176,083	2,865,081
SOUTH PERU UNION MISSION												
77 Central Andina Mission	1,535,400	79.31	50,968	2.63	33	53,827	5,673	373,919	2,019,820	104.33	19,360	50,968
79 Central Peru Conference	4,556,948	268.96	158,604	9.36	131	189,811	13,327	1,059,444	5,978,265	352.85	16,943	158,604
80 Central South Peru Mission	1,995,064	113.70	95,768	5.46	...	101,116	7,972	564,141	2,764,061	157.53	17,546	95,768
81 East Peru Mission	2,049,454	72.71	87,139	3.09	65	90,471	5,738	520,885	2,753,752	97.70	28,187	87,139

STATISTICAL REPORT FOR 2019

Conference or Mission	Tithe and Offerings										Per Capita Basis	
1	7	8	9	10	11	12a	12b	13	14a	14b	Membership Basis	17
Conference or Mission	Tithe	Tithe Per Capita	World Mission Fund, Including Sabbath School	World Mission Fund Per Capita	Other General Conference Funds	Intradivision Funds	Ingathering Funds	Local Church Funds	Total Tithe and Offerings	Total Tithe and Offerings Per Capita	for Per Capita Calculations June 30, 2018	Sabbath School Mission Offerings
	US\$	US\$	US\$	US\$	US\$	US\$	US\$	US\$	US\$	US\$	US\$	US\$

SOUTH AMERICAN DIVISION (CONT'D)

SOUTH PERU UNION MISSION (CONT'D)												
82 Lake Titicaca Mission	3,202,480	69.10	121,385	2.62	(144)	146,888	7,732	574,176	4,052,517	87.44	46,345	121,385
83 South Peru Mission	3,681,433	112.63	150,107	4.59	...	168,776	16,365	950,152	4,966,833	151.96	32,685	150,107
84 Southeast Peru Mission	2,063,309	62.50	69,734	2.11	885	77,700	5,252	388,509	2,605,389	78.92	33,012	69,638
Totals	19,084,088	98.33	733,705	3.78	970	828,589	62,059	4,431,226	25,140,637	129.54	194,078	733,609

SOUTHEAST BRAZIL UNION CONF.												
86 Central Minas Conference	9,252,829	290.63	379,329	11.91	33,544	407,219	27,665	2,415,726	12,516,312	393.14	31,837	378,815
87 East Minas Conference	4,503,938	227.05	177,312	8.94	396	197,848	506	1,274,365	6,154,365	310.25	19,837	177,290
88 Espirito Santo Conference	7,217,886	266.39	260,216	9.60	13,711	281,734	3	1,776,336	9,549,886	352.46	27,095	259,877
89 North Minas Mission	2,788,477	188.08	163,731	11.04	7,386	173,128	16	775,936	3,908,674	263.64	14,826	163,720
90 Rio de Janeiro Conference	6,482,260	383.77	257,386	15.24	23,378	276,589	19	1,586,486	8,626,118	510.69	16,891	257,384
91 Rio Fluminense Conference	6,388,938	310.55	255,757	12.43	30,166	276,918	56	1,547,535	8,499,370	413.13	20,573	255,033
92 South Espirito Santo Conference	6,762,087	246.00	255,723	9.30	13,886	276,974	242	1,720,845	9,029,757	328.50	27,488	254,892
93 South Minas Conference	5,914,286	246.56	206,832	8.62	19,028	235,519	176	1,583,801	7,959,642	331.83	23,987	206,646
94 South Rio Conference	8,015,612	288.57	384,223	13.83	19,962	411,544	8,933	2,270,793	11,111,067	400.01	27,777	383,748
Totals	57,326,313	272.58	2,340,509	11.13	161,457	2,537,473	37,616	14,951,823	77,355,191	367.81	210,311	2,337,405

95 URUGUAY UNION OF CHURCHES MISS.	2,220,474	281.75	62,566	7.94	5,729	70,947	...	526,210	2,885,926	366.19	7,881	62,562
------------------------------------	-----------	--------	--------	------	-------	--------	-----	---------	-----------	--------	-------	--------

WEST CENTRAL BRAZIL UNION MISS.												
97 Central Brazil Conference	8,556,940	313.68	444,493	16.29	25,210	482,963	463	3,156,356	12,666,425	464.33	27,279	443,874
98 Central Planalto Conference	11,716,576	375.30	374,525	12.00	24,845	409,330	12	2,944,739	15,470,027	495.53	31,219	373,299
99 East Mato Grosso Conference	11,749,589	361.29	584,341	17.97	33,642	629,668	83	3,753,885	16,751,208	515.09	32,521	582,143
100 South Mato Grosso Conference	7,745,600	353.81	353,677	16.16	20,432	391,079	47	2,156,162	10,666,997	487.26	21,892	353,428
101 Tocantins Mission	3,369,499	254.99	177,934	13.47	11,808	188,332	6	962,499	4,710,078	356.45	13,214	177,633
Totals	43,138,204	342.03	1,934,970	15.34	115,937	2,101,372	611	12,973,641	60,264,735	477.82	126,125	1,930,377

102 ATTACHED FIELD												
103 Falkland Islands (Malvinas) Field Station	7,250	...	154	816	8,220	154

104 SOUTH AMERICAN DIVISION												
105 Argentina Union Conference	20,091,294	173.08	554,507	4.78	36,117	680,370	1,886	5,108,041	26,472,215	228.05	116,079	552,234
106 Bolivia Union Mission	11,366,446	97.00	583,514	4.98	11,745	603,334	173	3,242,082	15,807,294	134.90	117,181	582,880
107 Central Brazil Union Conference	84,795,738	317.95	3,066,653	11.46	230,968	3,430,652	295,402	23,910,882	115,720,295	433.90	266,699	3,053,527
108 Chile Union Mission	24,002,452	232.08	1,029,974	9.96	73,115	1,206,422	26,224	5,780,884	32,119,071	310.56	103,422	1,029,368
109 East Brazil Union Mission	36,550,495	176.65	2,045,815	9.89	83,587	2,292,630	111	10,131,291	51,103,929	246.98	206,912	2,043,997
110 Ecuador Union Mission	6,745,862	118.74	399,594	7.03	15,352	477,488	3,911	2,527,245	10,169,452	179.00	56,814	398,286
111 North Brazil Union Mission	39,428,024	135.15	2,206,878	7.56	84,291	2,478,623	177	11,380,816	55,578,809	190.50	291,746	2,205,261
112 North Peru Union Mission	20,992,254	100.92	828,748	3.98	4,592	961,041	58,748	5,459,594	28,304,977	136.08	208,003	828,529
113 Northeast Brazil Union Mission	31,132,644	150.89	1,790,140	8.68	44,266	2,016,358	1,421	8,530,353	43,515,182	210.90	206,331	1,789,172
114 Northwest Brazil Union Mission	28,413,350	165.82	1,405,734	8.20	92,225	1,636,522	739	8,648,945	40,197,515	234.59	171,351	1,404,662
115 Paraguay Union of Churches Mission	2,129,189	170.79	106,866	8.57	688	126,614	75	612,506	2,975,938	238.71	12,467	106,776
116 South Brazil Union Conference	64,021,758	363.59	2,868,500	16.29	164,975	3,229,537	308,907	17,866,551	88,460,228	502.38	176,083	2,865,081
117 South Peru Union Mission	19,084,088	98.33	733,705	3.78	970	828,589	62,059	4,431,226	25,140,637	129.54	194,078	733,609
118 Southeast Brazil Union Conference	57,326,313	272.58	2,340,509	11.13	161,457	2,537,473	37,616	14,951,823	77,355,191	367.81	210,311	2,337,405
119 Uruguay Union of Churches Mission	2,220,474	281.75	62,566	7.94	5,729	70,947	...	526,210	2,885,926	366.19	7,881	62,562
120 West Central Brazil Union Mission	43,138,204	342.03	1,934,970	15.34	115,937	2,101,372	611	12,973,641	60,264,735	477.82	126,125	1,930,377
121 Attached Field	7,250	...	154	816	8,220	154
DIVISION TOTALS	491,445,835	198.85	21,948,827	8.88	1,126,014	24,678,788	798,060	136,082,090	676,079,614	273.55	2,471,483	21,923,880

SOUTH PACIFIC DIVISION

1 AUSTRALIAN UNION CONFERENCE												
2 Greater Sydney Conference	10,282,368	1,073.20	457,202	47.72	199,112	258,117	112,003	3,937,591	15,246,393	1,591.32	9,581	412,622
3 North New South Wales Conference	11,544,236	965.00	707,114	59.11	150,724	187,179	90,691	9,046,562	21,726,506	1,816.14	11,963	636,375
4 Northern Australian Conference	2,534,829	934.67	153,262	56.51	37,483	86,018	12,254	865,670	3,689,516	1,360.44	2,712	136,378
5 South Australian Conference	2,976,782	982.44	145,057	47.87	23,894	106,871	36,110	866,425	4,155,139	1,371.33	3,030	128,539
6 South New South Wales Conference	2,714,853	936.16	164,637	56.77	36,538	96,272	12,896					

GENERAL STATISTICS BY DIVISIONS FOR 2019

Conference or Mission	Tithe and Offerings										Per Capita Basis	
	7	8	9	10	11	12a	12b	13	14a	14b	Membership Basis for Per Capita Calculations June 30, 2018	17
1	Tithe	Tithe Per Capita	World Mission Fund, Including Sabbath School	World Mission Fund Per Capita	Other General Conference Funds	Intradivision Funds	Ingathering Funds	Local Church Funds	Total Tithe and Offerings	Total Tithe and Offerings Per Capita		Sabbath School Mission Offerings
	US\$	US\$	US\$	US\$	US\$	US\$	US\$	US\$	US\$	US\$	US\$	US\$
SOUTH PACIFIC DIVISION (CONT'D)												
18 PAPUA NEW GUINEA UNION MISSION
19 Bougainville Mission	858,677	108.82	54,236	6.87	3,242	45,358	...	118,667	1,080,180	136.89	7,891	42,720
20 Central Papua Conference	5,863,637	100.86	470,260	8.09	29,234	355,441	...	1,498,060	8,216,632	141.33	58,139	385,215
21 Eastern Highlands Simbu Mission	2,443,718	31.41	189,350	2.43	11,712	145,098	...	428,702	3,218,580	41.37	77,798	154,333
22 Madang Manus Mission	779,255	54.15	61,316	4.26	3,801	46,697	...	139,137	1,030,206	71.58	14,392	50,089
23 Morobe Mission	1,400,466	55.35	121,341	4.80	7,623	89,022	...	279,029	1,897,481	74.99	25,302	100,450
24 New Britain New Ireland Mission	1,703,513	121.00	116,801	8.30	7,085	94,196	...	259,349	2,180,944	154.91	14,079	93,366
25 Northern and Milne Bay Mission	347,617	23.96	23,380	1.61	1,414	19,014	...	51,741	443,166	30.54	14,511	18,627
26 Sepik Mission	603,512	42.96	65,677	4.67	4,236	44,488	...	155,043	872,956	62.14	14,049	55,815
27 South West Papua Mission	214,724	19.16	16,177	1.44	996	12,539	...	36,471	280,907	25.07	11,205	13,130
28 Western Highlands Mission	2,826,289	34.41	289,096	3.52	18,524	199,886	...	678,051	4,011,846	48.84	82,136	244,098
Totals	17,041,408	53.34	1,407,634	4.41	87,867	1,051,739	...	3,644,250	23,232,898	72.72	319,502	1,157,843
29 TRANS PACIFIC UNION MISSION	7,763	81.72	26	0.27	2	160	...	95	8,046	84.69	95	25
30 American Samoa Region	668,862	406.11	44,192	26.83	3,139	32,927	...	160,832	909,952	552.49	1,647	41,357
31 Fiji Mission	2,385,266	89.81	150,533	5.67	10,691	114,192	...	391,320	3,052,002	114.92	26,558	140,875
32 Kiribati Mission	232,219	81.88	9,726	3.43	691	8,862	...	25,283	276,781	97.60	2,836	9,102
33 Niue Field Station	23,104	1,155.20	1,092	54.60	78	939	...	2,839	28,052	1,402.60	20	1,022
34 Samoa-Tokelau Mission	704,165	90.94	54,121	6.99	3,844	38,141	...	140,692	940,963	121.52	7,743	50,649
35 Solomon Islands Mission	3,301,366	61.74	197,874	3.70	14,053	153,258	...	514,386	4,180,937	78.19	53,472	185,179
36 Tonga Mission	648,688	180.24	37,598	10.45	2,670	29,527	...	97,738	816,221	226.79	3,599	35,186
37 Tuvalu Region	31,678	87.75	1,694	4.69	120	1,377	...	4,404	39,273	108.79	361	1,586
38 Vanuatu Mission	2,268,896	91.78	104,287	4.22	7,407	90,823	...	271,102	2,742,515	110.94	24,721	97,597
Totals	10,272,007	84.86	601,143	4.97	42,695	470,206	...	1,608,691	12,994,742	107.35	121,052	562,578
<i>Note—Statistics for Nauru Attached Church are on the Trans Pacific Union row.</i>												
39 SOUTH PACIFIC DIVISION	192,850	192,850
40 Australian Union Conference	58,487,111	950.55	3,275,528	53.23	963,514	1,854,204	471,186	27,870,611	92,922,154	1,510.19	61,530	2,889,102
41 New Zealand Pacific Union Conference	14,229,037	696.17	561,655	27.48	174,482	481,859	10,474	10,746,431	26,203,938	1,282.06	20,439	497,284
42 Papua New Guinea Union Mission	17,041,408	53.34	1,407,634	4.41	87,867	1,051,739	...	3,644,250	23,232,898	72.72	319,502	1,157,843
43 Trans Pacific Union Mission	10,272,007	84.86	601,143	4.97	42,695	470,206	...	1,608,691	12,994,742	107.35	121,052	562,578
DIVISION TOTALS	100,222,413	191.80	5,845,960	11.19	1,268,558	3,858,008	481,660	43,869,983	155,546,582	297.68	522,523	5,106,807
SOUTHERN AFRICA-INDIAN OCEAN DIVISION												
1 BOTSWANA UNION CONFERENCE	4,356	4,356
2 North Botswana Conference	914,440	37.07	42,185	1.71	...	63,277	...	105,462	1,125,364	45.63	24,665	...
3 South Botswana Conference	2,051,680	96.84	76,940	3.63	...	115,411	...	192,351	2,436,382	115.00	21,186	...
Totals	2,970,476	64.79	119,125	2.60	...	178,688	...	297,813	3,566,102	77.78	45,851	...
4 INDIAN OCEAN UNION CONFERENCE	44,109	44,109
5 Central Malagasy Conference	1,509,120	33.20	80,189	1.76	...	120,283	...	200,471	1,910,063	42.02	45,453	...
6 East Malagasy Conference	271,401	12.96	17,145	0.82	...	25,717	...	42,862	357,125	17.06	20,935	...
7 Mauritius Conference	1,380,803	269.32	51,458	10.04	...	77,188	...	128,646	1,638,095	319.50	5,127	...
8 Mayotte Field Station	70,252	632.90	2,943	26.51	...	4,415	...	7,358	84,968	765.48	111	...
9 North Malagasy Conference	683,316	18.76	51,537	1.42	...	77,305	...	128,841	940,999	25.84	36,420	...
10 North West Malagasy Conference	376,759	19.66	25,737	1.34	...	38,605	...	64,342	505,443	26.37	19,168	...
11 Reunion Conference	869,203	603.19	46,731	32.43	...	70,097	...	116,828	1,102,859	765.34	1,441	...
12 Seychelles Mission	458,145	447.41	18,604	18.17	...	27,906	...	46,509	551,164	538.25	1,024	...
13 South East Malagasy Conference	220,629	10.90	10,468	0.52	...	15,702	...	26,171	272,970	13.49	20,240	...
14 South West Malagasy Conference	142,351	16.97	3,240	0.39	...	4,860	...	8,100	158,551	18.90	8,390	...
Totals	6,026,088	38.07	308,052	1.95	...	462,078	...	770,128	7,566,346	47.79	158,309	...
15 MALAWI UNION CONFERENCE	27,018	27,018
16 Central Malawi Conference	2,513,382	27.05	103,651	1.12	...	155,476	...	259,127	3,031,636	32.63	92,902	...
17 North Malawi Conference	678,959	7.19	34,700	0.37	...	52,050	...	86,750	852,459	9.03	94,389	...
18 South Malawi Conference	3,321,280	8.95	154,702	0.42	...	232,053	...	386,756	4,094,791	11.04	370,982	...
Totals	6,540,639	11.72	293,053	0.52	...	439,579	...	732,633	8,005,904	14.34	558,273	...
19 MOZAMBIQUE UNION MISSION	4,684	4,684
20 Central Mission	417,206	4.96	37,906	0.45	...	56,859	...	94,765	606,736	7.22	84,083	...
21 North Mission	149,090	0.63	29,596	0.13	...	44,394	...	73,989	297,069	1.26	236,569	...
22 North-East Mission	91,652	5.95	10,605	0.69	...	26,512	...	26,512	144,676	9.39	15,410	...
23 South Mission	549,169	17.97	35,861	1.17	...	53,791	...	89,651	728,472	23.84	30,563	...
Totals	1,211,801	3.31	113,968	0.31	...	170,951	...	284,917	1,781,637	4.86	366,625	...
24 NORTH-EASTERN ANGOLA UNION MISS.
25 Angola East Mission	476,228	8.84	18,108	0.34	...	27,162	...	45,270	566,768	10.52	53,896	...
26 Angola North Mission	1,296,821	19.55	51,376	0.77	...	77,063	...	128,439	1,553,699	23.42	66,341	...
27 Angola North-Eastern Mission	406,182	11.01	24,025	0.65	...	36,037	...	60,061	526,305	14.27	36,890	...
28 Angola South Luanda and Cabinda Mission	1,708,671	27.01	84,013	1.33	...	126,020	...	210,034	2,128,738	33.65	63,256	...
Totals	3,887,902	17.64	177,522	0.81	...	266,282	...	443,804	4,775,510	21.67	220,383	...

STATISTICAL REPORT FOR 2019

Conference or Mission	Tithe and Offerings										Per Capita Basis	17
1	7	8	9	10	11	12a	12b	13	14a	14b	Membership Basis for Per Capita Calculations June 30, 2018	Sabbath School Mission Offerings
Conference or Mission	Tithe	Tithe Per Capita	World Mission Fund, Including Sabbath School	World Mission Fund Per Capita	Other General Conference Funds	Intradivision Funds	Ingathering Funds	Local Church Funds	Total Tithe and Offerings	Total Tithe and Offerings Per Capita	US\$	Sabbath School Mission Offerings
	US\$	US\$	US\$	US\$	US\$	US\$	US\$	US\$	US\$	US\$	US\$	US\$

SOUTHERN AFRICA-INDIAN OCEAN DIVISION (CONT'D)

29 NORTHERN ZAMBIA UNION CONF												
30 Copperbelt Zambia Conference	2,540,931	12.51	206,359	1.02		309,538		515,897	3,572,725	17.59	203,097	
31 Luapula Zambia Conference	463,005	6.69	20,145	0.29		30,218		50,364	563,732	8.14	69,215	
32 Midlands East Zambia Conference	1,359,860	15.29	112,807	1.27		169,210		282,016	1,923,893	21.63	88,947	
33 Midlands West Zambia Conference	1,286,989	11.14	131,010	1.13		196,515		327,525	1,942,039	16.81	115,530	
34 North Zambia Field	544,820	6.32	53,141	0.62		79,712		132,853	810,526	9.40	86,265	
Totals	6,195,605	11.00	523,462	0.93		785,193		1,308,655	8,812,915	15.65	563,054	
35 SOUTHERN AFRICA UNION CONF												
36 Cape Conference	8,507,944	191.40	110,684	2.49		166,025		276,709	9,061,362	203.85	44,451	
37 KwaZulu Natal-Free State Conference	5,346,880	276.35	81,799	4.23		122,699		204,498	5,755,876	297.49	19,348	
38 Lesotho Conference	311,779	31.19	3,799	0.38		5,699		9,498	330,775	33.09	9,996	
39 North Namibia Conference	896,887	55.39	36,249	2.24		54,373		90,621	1,078,130	66.58	16,192	
40 Northern Conference	8,904,735	429.43	172,794	8.33		259,191		431,985	9,768,705	471.10	20,736	
41 South Namibia Conference	1,030,236	171.96	24,476	4.09		36,714		61,190	1,152,616	192.39	5,991	
42 Swaziland Conference	602,883	67.16	38,308	4.27		57,462		95,770	794,423	88.50	8,977	
43 Trans-Orange Conference	4,195,323	78.14	42,429	0.79		63,643		106,072	4,407,467	82.09	53,688	
Totals	29,796,667	166.11	510,538	2.85		765,806		1,276,343	32,349,354	180.34	179,379	
44 SOUTHERN ZAMBIA UNION CONF												
45 East Zambia Field	362,652	10.51	14,474	0.42		21,712		36,186	435,024	12.60	34,520	
46 Lusaka Conference	1,630,534	13.97	118,856	1.02		178,284		297,141	2,224,815	19.07	116,692	
47 South Zambia Conference	1,765,702	4.70	140,902	0.37		211,353		352,255	2,470,212	6.57	375,878	
48 West Zambia Field	415,667	4.42	24,649	0.26		36,973		61,622	538,911	5.73	93,992	
49 Woodlands Conference	1,685,420	29.73	87,708	1.55		131,563		219,271	2,123,962	37.46	56,699	
Totals	5,859,975	8.65	386,589	0.57		579,885		966,475	7,792,924	11.50	677,781	
50 SOUTH-WESTERN ANGOLA UNION MISS												
51 Central Association Mission	2,160,785	13.15	138,547	0.84		207,820		346,366	2,853,518	17.37	164,261	
52 South Association Mission	1,037,302	11.11	73,845	0.79		110,768		184,613	1,406,528	15.07	93,355	
Totals	3,198,087	12.41	212,392	0.82		318,588		530,979	4,260,046	16.54	257,616	
53 ZIMBABWE CENTRAL UNION CONF	1,067		40			60		101	1,268			
54 Central Zimbabwe Conference	374,329	2.46	23,981	0.16		35,971		59,952	494,233	3.24	152,386	
55 North-West Zimbabwe Conference	266,605	1.76	25,495	0.17		38,242		63,737	394,079	2.60	151,286	
Totals	642,001	2.11	49,516	0.16		74,273		123,790	889,580	2.93	303,672	
56 ZIMBABWE EAST UNION CONF	373		119			179		298	969			
57 East Zimbabwe Conference	823,894	4.35	30,278	0.16		45,416		75,694	975,282	5.15	189,302	
58 North Zimbabwe Conference	702,509	4.42	35,858	0.23		53,787		89,646	881,800	5.55	159,017	
Totals	1,526,776	4.38	66,255	0.19		99,382		165,638	1,858,051	5.33	348,319	
59 ZIMBABWE WEST UNION CONF	4,154		5			7		12	4,178			
60 South Zimbabwe Conference	319,298	2.90	24,840	0.23		37,260		62,100	443,498	4.03	110,047	
61 West Zimbabwe Conference	371,406	2.14	31,708	0.18		47,563		79,271	529,948	3.05	173,504	
Totals	694,858	2.45	56,553	0.20		84,830		141,383	977,624	3.45	283,551	
62 ATTACHED FIELD												
63 Sao Tome and Principe Mission	273,489	43.51	16,980	2.70		25,471		42,451	358,391	57.01	6,286	
64 SOUTHERN AFRICA-INDIAN OCEAN DIV	102,972		412			618		1,030	105,032			
65 Botswana Union Conference	2,970,476	64.79	119,125	2.60		178,688		297,813	3,566,102	77.78	45,851	
66 Indian Ocean Union Conference	6,026,088	38.07	308,052	1.95		462,078		770,128	7,566,346	47.79	158,309	
67 Malawi Union Conference	6,540,639	11.72	293,053	0.52		439,579		732,633	8,005,904	14.34	558,273	
68 Mozambique Union Mission	1,211,801	3.31	113,968	0.31		170,951		284,917	1,781,637	4.86	366,625	
69 North-Eastern Angola Union Mission	3,887,902	17.64	177,522	0.81		266,282		443,804	4,775,510	21.67	220,383	
70 Northern Zambia Union Conference	6,195,605	11.00	523,462	0.93		785,193		1,308,655	8,812,915	15.65	563,054	
71 Southern Africa Union Conference	29,796,667	166.11	510,538	2.85		765,806		1,276,343	32,349,354	180.34	179,379	
72 Southern Zambia Union Conference	5,859,975	8.65	386,589	0.57		579,885		966,475	7,792,924	11.50	677,781	
73 South-Western Angola Union Mission	3,198,087	12.41	212,392	0.82		318,588		530,979	4,260,046	16.54	257,616	
74 Zimbabwe Central Union Conference	642,001	2.11	49,516	0.16		74,273		123,790	889,580	2.93	303,672	
75 Zimbabwe East Union Conference	1,526,776	4.38	66,255	0.19		99,382		165,638	1,858,051	5.33	348,319	
76 Zimbabwe West Union Conference	694,858	2.45	56,553	0.20		84,830		141,383	977,624	3.45	283,551	
77 Attached Field	273,489	43.51	16,980	2.70		25,471		42,451	358,391	57.01	6,286	
DIVISION TOTALS	68,927,336	17.37	2,834,417	0.71		4,251,624		7,086,039	83,099,416	20.94	3,969,099	

SOUTHERN ASIA DIVISION

1 EAST-CENTRAL INDIA UNION SECTION								51,147		51,147		
2 Adilabad Region											11,051	
3 East Telangana Section	84,002	1.25	97	0.00	14			42	84,155	1.26	67,022	83
4 Guntur Section	95,175	1.24	20	0.00	3			9	95,207	1.24	76,773	17
5 Hyderabad Metro Section	126,197	17.15	3,010	0.41	430			1,290	130,927	17.79	7,360	2,580
6 North Andhra Section	249,995	1.51	2,614	0.02	373			1,120	254,102	1.53	165,653	2,241
7 North Orissa Region	24,865	3.79	14	0.00	2			6	24,887	3.79	6,560	12

GENERAL STATISTICS BY DIVISIONS FOR 2019

Conference or Mission	Tithe and Offerings										Per Capita Basis	17
	7	8	9	10	11	12a	12b	13	14a	14b		
1	Tithe	Tithe Per Capita	World Mission Fund, Including Sabbath School	World Mission Fund Per Capita	Other General Conference Funds	Intradivision Funds	Ingatherings Funds	Local Church Funds	Total Tithe and Offerings	Total Tithe and Offerings Per Capita	Membership Basis for Per Capita Calculations June 30, 2018	Sabbath School Mission Offerings
	US\$	US\$	US\$	US\$	US\$	US\$	US\$	US\$	US\$	US\$	US\$	US\$
SOUTHERN ASIA DIVISION (CONT'D)												
EAST-CENTRAL INDIA UNION SECTION (CONT'D)												
8 North Rayalaseema Section	64,613	0.92	206	0.00	29	88	64,936	0.93	69,958	177
9 Northeast Andhra Section	46,727	0.95	907	0.02	130	389	48,153	0.97	49,398	777
10 Orissa Section	59,728	1.30	578	0.01	83	248	60,637	1.32	45,776	495
11 South Andhra Section	318,222	2.36	2,384	0.02	341	1,022	321,969	2.39	134,640	2,044
12 South Rayalaseema Section	58,289	0.75	175	0.00	25	75	58,564	0.76	77,304	150
13 Southeast Andhra Section	140,087	0.95	17	0.00	2	7	140,113	0.95	147,595	15
14 Vishaka Metro Section	48,152	5.49	1,178	0.13	168	505	50,003	5.70	8,772	1,009
15 West Telangana Section	89,825	0.75	216	0.00	31	93	90,165	0.75	120,039	185
Totals	1,405,877	1.42	11,416	0.01	1,631	...	51,147	4,894	1,474,965	1.49	987,901	9,785
NORTHEAST INDIA UNION SECTION												
17 Arunachal Pradesh Region	51,192	132.28	1,803	4.66	209	797	54,001	139.54	387	1,594
18 Assam Region	38,143	6.75	3,492	0.62	461	1,516	43,612	7.72	5,649	3,031
19 Garo Section	385,566	32.44	22,124	1.86	2,118	9,849	419,657	35.31	11,886	19,698
20 Khasi Jaintia Conference	479,965	92.11	27,810	5.34	2,290	8,653	518,718	99.54	5,211	17,306
21 Manipur Conference	537,180	71.00	21,208	2.80	2,732	9,238	570,358	75.38	7,566	18,476
22 Mizo Conference	1,255,405	57.17	50,712	2.31	4,485	20,689	1,331,291	60.62	21,961	41,377
23 Nagaland Region	114,714	149.17	2,668	3.47	310	1,179	118,871	154.58	769	2,358
Totals	2,862,165	53.57	129,817	2.43	12,605	51,921	3,056,508	57.21	53,429	103,840
NORTHERN INDIA UNION SECTION												
24 Bihar Region	18,032	3.87	173	0.04	24	...	44,048	75	18,304	3.93	4,659	150
26 Central Uttar Pradesh Region	8,575	11.88	89	0.12	13	38	8,715	12.07	722	77
27 Chhattisgarh Region	39,487	8.00	39,487	8.00	4,938	...
28 Delhi Metro Region	81,431	21.86	3,910	1.05	559	1,676	87,576	23.51	3,725	3,352
29 Eastern Jharkhand Section	35,167	6.68	1,731	0.33	247	742	37,887	7.20	5,261	1,484
30 Eastern Uttar Pradesh Section	33,601	0.72	2,574	0.06	368	1,103	37,646	0.81	46,405	2,206
31 Haryana Region	8,592	...
32 Himachal Pradesh Region	45,760	9.27	45,760	9.27	4,934	...
33 Kolkata Metro Region	25,438	61.15	970	2.33	139	416	26,963	64.81	416	831
34 Madhya Pradesh Region	15,177	20.51	499	0.67	71	214	15,961	21.57	740	427
35 North Bengal Section	125,929	10.78	5,685	0.49	652	2,516	134,782	11.54	11,681	5,032
36 North India Section	61,521	4.25	2,698	0.19	385	1,156	65,760	4.54	14,469	2,313
37 Rajasthan Section	7,151	...
38 South Bengal Section	33,971	1.58	833	0.04	119	357	35,280	1.64	21,480	714
39 Upper Ganges Section	127,929	3.43	910	0.02	130	390	129,359	3.47	37,259	780
40 Uttarakhand Region	44,446	114.26	1,745	4.49	249	748	47,188	121.31	389	1,496
41 Western Jharkhand Section	192,023	20.05	7,676	0.80	1,003	3,337	204,039	21.30	9,578	6,673
Totals	888,487	4.87	29,493	0.16	3,959	...	44,048	12,768	978,755	5.37	182,399	25,535
SOUTH-CENTRAL INDIA UN SECTION												
42 Bangalore Metro Conference	653,101	40.94	30,113	1.89	4,302	...	40,560	12,906	700,422	43.91	15,953	25,811
44 Goa-West Karnataka Section	48,509	2.13	1,915	0.08	274	821	51,519	2.26	22,799	1,642
45 Kolar-Chinthamani Region	24,659	2.03	1,088	0.09	155	466	26,368	2.17	12,173	932
46 North Karnataka Section	44,080	2.11	2,943	0.14	420	1,261	48,704	2.33	20,891	2,522
47 Raichur-Bellary Region	15,276	7.77	1,092	0.56	156	468	16,992	8.64	1,966	936
48 South Karnataka Section	70,038	16.48	4,565	1.07	652	1,956	77,211	18.17	4,250	3,913
Totals	855,663	10.97	41,716	0.53	5,959	...	40,560	17,878	961,776	12.33	78,032	35,756
SOUTHEAST INDIA UNION SECTION												
49 Chennai Metro Section	424,421	24.33	20,133	1.15	2,869	...	110,496	8,632	456,055	26.15	17,442	17,263
51 Coimbatore Tirupur Section	94,207	19.94	4,204	0.89	601	1,802	100,814	21.34	4,725	3,604
52 Dharmapuri Region	252,601	53.93	10,811	2.31	1,544	4,633	269,589	57.56	4,684	9,266
53 Erode Nilgiris Section	113,938	12.86	5,915	0.67	845	2,535	123,233	13.91	8,857	5,070
54 Kanchipuram-Chengalpattu Section	110,415	42.68	4,275	1.65	611	1,832	117,133	45.28	2,587	3,664
55 North Tamil Conference	232,241	8.27	11,327	0.40	1,618	4,854	250,400	8.91	28,066	9,709
56 Pudukottai-Thirumayam Region	29,977	24.10	1,921	1.54	274	823	32,995	26.52	1,244	1,647
57 Sivagangai Ramanathapuram Section	40,373	6.09	1,533	0.23	219	657	42,782	6.45	6,631	1,314
58 South Tamil Conference	596,683	15.18	36,153	0.92	5,165	15,494	653,495	16.63	39,300	30,989
59 Thanjavur-Karaikal Section	114,061	17.20	5,666	0.85	809	2,428	122,964	18.54	6,632	4,856
60 Theni-Periyakulam Region	29,447	7.95	1,509	0.41	216	647	31,819	8.59	3,705	1,293
61 Vellore Section	133,450	24.47	6,991	1.28	999	2,996	144,436	26.48	5,454	5,992
62 Villupuram-Tindivanam Region	58,730	15.33	3,615	0.94	516	1,549	64,410	16.81	3,831	3,099
Totals	2,230,544	16.75	114,053	0.86	16,286	...	110,496	48,882	2,520,261	18.93	133,158	97,766
SOUTHWEST INDIA UNION SECTION												
63 Alappuzha-Pathanamthitta Section	70,377	36.30	3,440	1.77	491	...	27,332	1,474	75,782	39.08	1,939	2,949
65 Idukki Section	48,834	10.00	1,538	0.32	220	659	51,251	10.50	4,882	1,319
66 Malabar Region	4,586	3.06	371	0.25	53	159	5,169	3.45	1,500	318
67 North Kerala Section	220,270	27.54	10,385	1.30	1,484	4,451	236,590	29.58	7,999	8,902
68 South Kerala Section	220,208	10.38	12,115	0.57	1,731	5,192	239,246	11.28	21,213	10,385
Totals	564,275	15.03	27,849	0.74	3,979	...	27,332	11,935	635,370	16.93	37,533	23,873

STATISTICAL REPORT FOR 2019

Conference or Mission	Tithe and Offerings										Per Capita Basis	17
1	7	8	9	10	11	12a	12b	13	14a	14b	Membership Basis for Per Capita Calculations June 30, 2018	17
Conference or Mission	Tithe	Tithe Per Capita	World Mission Fund, Including Sabbath School	World Mission Fund Per Capita	Other General Conference Funds	Intradivision Funds	Ingathering Funds	Local Church Funds	Total Tithe and Offerings	Total Tithe and Offerings Per Capita	Membership Basis for Per Capita Calculations June 30, 2018	Sabbath School Mission Offerings
	US\$	US\$	US\$	US\$	US\$	US\$	US\$	US\$	US\$	US\$	US\$	US\$
SOUTHERN ASIA DIVISION (CONT'D)												
69 WESTERN INDIA UNION SECTION	39,877	...	39,877
70 Central Maharashtra Conference	304,649	14.66	17,400	0.84	1,709	7,845	331,603	15.96	20,781	15,691
71 Gujarat Conference	206,370	8.49	8,113	0.33	1,157	3,478	219,118	9.01	24,310	6,957
72 Mumbai Metro Section	81,114	7.80	2,006	0.19	242	882	84,244	8.11	10,393	1,765
73 North Maharashtra Section	65,590	1.62	1,350	0.03	81	635	67,656	1.67	40,478	1,270
74 Saurashtra Region	7,549	2.10	230	0.06	33	99	7,911	2.20	3,595	197
75 South Gujarat Region	17,495	5.79	784	0.26	85	350	18,714	6.20	3,020	700
76 South Maharashtra Section	44,572	4.56	1,930	0.20	276	827	47,605	4.87	9,778	1,654
77 Vidarbha Region (Nagpur)	14,580	1.17	1,651	0.13	200	725	17,156	1.37	12,498	1,451
Totals	741,919	5.94	33,464	0.27	3,783	...	39,877	14,841	833,884	6.68	124,853	29,685
ATTACHED FIELDS												
78 Andaman and Nicobar Island Region	6,097	20.12	959	3.17	137	411	7,604	25.10	303	822
80 East Himalayan Field	7,599	9.97	650	0.85	93	278	8,620	11.31	762	557
81 Himalayan Section	24,944	2.67	2,062	0.22	295	884	28,185	3.01	9,349	1,768
Totals	38,640	3.71	3,671	0.35	525	1,573	44,409	4.26	10,414	3,147
SOUTHERN ASIA DIVISION												
82 East-Central India Union Section	1,405,877	1.42	11,416	0.01	1,631	...	51,147	4,894	1,474,965	1.49	987,901	9,785
84 Northeast India Union Section	2,862,165	53.57	129,817	2.43	12,605	51,921	3,056,508	57.21	53,429	103,840
85 Northern India Union Section	888,487	4.87	29,493	0.16	3,959	...	44,048	12,768	978,755	5.37	182,399	25,535
86 South-Central India Union Section	855,663	10.97	41,716	0.53	5,959	...	40,560	17,878	961,776	12.33	78,032	35,756
87 Southeast India Union Section	2,230,544	16.75	114,053	0.86	16,286	...	110,496	48,882	2,520,261	18.93	133,158	97,766
88 Southwest India Union Section	564,275	15.03	27,849	0.74	3,979	...	27,332	11,935	635,370	16.93	37,533	23,873
89 Western India Union Section	741,919	5.94	33,464	0.27	3,783	...	39,877	14,841	833,884	6.68	124,853	29,685
90 Attached Fields	38,640	3.71	3,671	0.35	525	1,573	44,409	4.26	10,414	3,147
DIVISION TOTALS	9,587,570	5.96	391,479	0.24	48,727	...	313,460	164,692	10,505,928	6.53	1,607,719	329,387
SOUTHERN ASIA-PACIFIC DIVISION												
1 BANGLADESH UNION MISSION	33,413	33,413
2 East Bangladesh Mission	105,305	21.76	5,396	1.11	...	6,345	...	11,741	128,787	26.61	4,840	...
3 North Bangladesh Mission	80,873	10.06	1,935	0.24	...	2,276	...	4,211	89,295	11.11	8,036	...
4 South Bangladesh Mission	141,231	14.72	3,761	0.39	...	4,422	...	8,183	157,597	16.42	9,596	...
5 West Bangladesh Mission	82,595	9.24	2,647	0.30	...	3,113	...	5,760	94,115	10.53	8,939	...
Totals	443,417	14.12	13,739	0.44	...	16,156	...	29,895	503,207	16.02	31,411	...
6 CENTRAL PHILIPPINE UNION CONF	29,779	29,779
7 Central Visayan Conference	3,016,811	71.71	97,316	2.31	...	114,438	...	211,754	3,440,319	81.78	42,070	...
8 East Visayan Conference	1,337,148	51.38	39,744	1.53	...	46,737	...	86,481	1,510,110	58.03	26,023	...
9 Negros Occidental Conference	2,100,999	43.84	72,412	1.51	...	85,152	...	157,564	2,416,127	50.41	47,929	...
10 Negros Oriental-Siquijor Mission	898,013	51.33	26,540	1.52	...	31,210	764	57,750	1,014,277	57.98	17,494	...
11 Romblon Mission	430,990	51.78	10,404	1.25	...	12,235	...	22,639	476,268	57.22	8,324	...
12 Samar Mission	556,082	131.28	20,596	4.86	...	24,219	...	44,815	645,712	152.43	4,236	...
13 West Visayan Conference	1,825,159	40.75	84,381	1.88	...	99,227	...	183,608	2,192,375	48.95	44,792	...
Totals	10,194,981	53.41	351,393	1.84	...	413,218	764	764,611	11,724,967	61.43	190,868	...
14 EAST INDONESIA UNION CONFERENCE
15 Bolaang Mongondow and Gorontalo Mission	434,828	63.60	21,927	3.21	...	25,785	...	47,712	530,252	77.56	6,837	...
16 Central Sulawesi Mission	322,594	33.03	17,593	1.80	...	20,688	...	38,281	399,156	40.87	9,767	...
17 Luwu Tana Toraja Mission	238,029	77.58	16,868	5.50	...	19,835	...	36,703	311,435	101.51	3,068	...
18 Maluku Mission	298,928	43.98	20,621	3.03	...	24,250	...	44,871	388,670	57.18	6,797	...
19 Manado and North Maluku Conference	1,386,391	81.32	81,891	4.80	...	96,299	...	178,190	1,742,771	102.22	17,049	...
20 Minahasa Conference	1,460,345	51.32	80,494	2.83	...	94,657	...	175,151	1,810,647	63.63	28,457	...
21 North Minahasa Bitung Mission	1,098,322	82.75	55,932	4.21	...	65,773	...	121,705	1,341,732	101.09	13,273	...
22 Northern Island Mission	232,691	55.50	15,150	3.61	...	17,816	...	32,966	298,623	71.22	4,193	...
23 Papua Mission	1,297,399	69.17	142,380	7.59	...	167,430	...	309,810	1,917,019	102.20	18,757	...
24 South Sulawesi Conference	522,468	193.51	32,140	11.90	...	37,794	...	69,934	662,336	245.31	2,700	...
25 West Papua Mission	411,822	37.00	49,334	4.43	...	58,014	...	107,348	626,518	56.29	11,131	...
Totals	7,703,817	63.13	534,330	4.38	...	628,341	...	1,162,671	10,029,159	82.19	122,029	...
26 MYANMAR UNION MISSION	17,043	...	486	486	18,015
27 Ayeyarwady Mission	232,217	30.64	11,162	1.47	...	12,856	...	24,018	280,253	36.98	7,578	...
28 Central Myanmar Mission	193,640	39.85	7,645	1.57	...	8,943	...	16,588	226,816	46.68	4,859	...
29 South East Mission	339,298	66.82	13,605	2.68	...	15,664	...	29,269	397,836	78.35	5,078	...
30 Upper Myanmar Mission	676,029	73.10	24,890	2.69	...	29,545	...	54,435	784,899	84.87	9,248	...
31 Yangon Mission	444,807	80.00	15,904	2.86	...	19,651	...	35,555	515,917	92.79	5,560	...
Totals	1,903,034	58.88	73,692	2.28	...	86,659	...	160,351	2,223,736	68.80	32,323	...
32 NORTH PHILIPPINE UNION CONF	12,162	11,362	...	23,524
33 Cavite Mission	1,884,593	87.68	67,998	3.16	...	79,961	3,357	147,959	2,183,868	101.61	21,493	...
34 Central Luzon Conference	5,833,121	37.61	199,677	1.29	...	234,808	...	434,485	6,702,091	43.21	155,115	...
35 Mountain Provinces Mission	924,177	38.41	36,314	1.51	...	42,704	7,537	79,018	1,089,750	45.29	24,059	...
36 Northeast Luzon Mission	926,657	35.26	42,321	1.61	56,458	49,768	9,448	92,089	1,176,741	44.77	26,284	...
37 Northern Luzon Mission	1,050,476	35.49	48,885	1.65	7,903	57,486	8,808	106,371	1,279,929	43.24	29,601	...

GENERAL STATISTICS BY DIVISIONS FOR 2019

Conference or Mission	Tithe and Offerings										Per Capita Basis	17
	7	8	9	10	11	12a	12b	13	14a	14b		
1	7	8	9	10	11	12a	12b	13	14a	14b	Membership Basis for Per Capita Calculations June 30, 2018	Sabbath School Mission Offerings
Conference or Mission	Tithe	Tithe Per Capita	World Mission Fund, Including Sabbath School	World Mission Fund Per Capita	Other General Conference Funds	Intradivision Funds	Ingeathering Funds	Local Church Funds	Total Tithe and Offerings	Total Tithe and Offerings Per Capita	US\$	US\$
	US\$	US\$	US\$	US\$	US\$	US\$	US\$	US\$	US\$	US\$	US\$	US\$

SOUTHERN ASIA-PACIFIC DIVISION (CONT'D)

NORTH PHILIPPINE UNION CONF (CONT'D)												
38 Palawan Mission	1,219,241	41.57	47,225	1.61	...	55,534	3,760	102,759	1,428,519	48.70	29,331	...
39 South-Central Luzon Conference	3,029,445	49.29	107,131	1.74	2,397	125,979	9,716	233,110	3,507,778	57.08	61,458	...
40 Southern Luzon Mission	1,005,760	32.14	30,948	0.99	...	36,406	1,442	67,354	1,141,910	36.50	31,289	...
Totals	15,885,632	41.96	580,499	1.53	66,758	682,646	55,430	1,263,145	18,534,110	48.95	378,630	...
41 PAKISTAN UNION SECTION												
42 Northern Section	101,369	13.24	5,058	0.66	...	5,948	...	11,006	123,381	16.12	7,655	...
43 Southern Section	105,134	20.00	2,192	0.42	...	2,578	...	4,770	114,674	21.82	5,256	...
Totals	206,503	15.99	7,250	0.56	...	8,526	...	15,776	238,055	18.44	12,911	...
44 SOUTH PHILIPPINE UNION CONF												
45 Central Mindanao Mission	2,432,521	46.94	103,903	2.00	...	122,183	7,685	226,086	2,892,378	55.81	51,825	...
46 Davao Mission	5,267,786	52.25	307,978	3.05	42,671	362,164	49,639	670,142	6,700,380	66.46	100,822	...
47 North Central Mindanao Conference	2,776,726	75.78	112,075	3.06	...	131,794	18,181	243,869	3,282,645	89.58	36,643	...
48 Northeastern Mindanao Mission	2,980,043	30.96	154,521	1.61	...	181,708	30,495	336,229	3,682,996	38.27	96,240	...
49 Southern Mindanao Mission	3,362,561	22.97	98,885	0.68	...	116,283	33,669	215,168	3,826,566	26.14	146,368	...
50 Western Mindanao Conference	2,574,712	33.51	90,061	1.17	...	105,906	21,377	195,967	2,988,023	38.89	76,827	...
51 Zamboanga Peninsula Mission	1,468,913	33.99	43,305	1.00	...	50,924	20,653	94,229	1,678,024	38.83	43,216	...
Totals	20,871,182	37.81	910,728	1.65	42,671	1,070,962	181,699	1,981,690	25,058,932	45.40	551,941	...
52 SOUTHEAST ASIA UNION MISSION												
53 Cambodia Mission	300,797	93.39	13,368	4.15	...	15,720	...	29,088	358,973	111.45	3,221	...
54 Laos Region	103,363	72.84	3,550	2.50	...	4,174	...	7,724	118,811	83.73	1,419	...
55 Peninsular Malaysia Mission	1,779,547	301.31	58,843	9.96	...	69,196	...	128,039	2,035,625	344.67	5,906	...
56 Sabah Mission	3,075,780	95.57	177,583	5.52	...	208,827	...	386,410	3,848,600	119.58	32,184	...
57 Sarawak Mission	934,143	47.20	51,239	2.59	...	60,254	...	111,493	1,157,129	58.46	19,793	...
58 Singapore Conference	3,059,267	990.05	84,900	27.48	...	99,837	...	184,737	3,428,741	1,109.62	3,090	...
59 Thailand Mission	3,006,687	212.47	91,338	6.45	...	107,422	...	198,760	3,404,207	240.56	14,151	...
60 Vietnam Mission	331,897	25.29	12,809	0.98	...	15,063	...	27,872	387,641	29.53	13,126	...
Totals	12,591,481	135.55	493,630	5.31	...	580,493	...	1,074,123	14,739,727	158.68	92,890	...
61 WEST INDONESIA UNION MISSION												
62 Central Java Mission	766,806	159.39	9,791	2.04	...	11,513	...	21,304	809,414	168.24	4,811	...
63 Central Sumatra Mission	587,914	75.67	32,034	4.12	...	37,670	...	69,704	727,322	93.62	7,769	...
64 East Java Conference	1,304,289	174.67	63,198	8.46	...	74,317	...	137,515	1,579,319	211.51	7,467	...
65 East Kalimantan Mission	932,390	181.43	93,791	18.25	...	110,292	...	93,791	1,340,556	260.86	5,139	...
66 Jakarta Conference	7,208,085	222.46	272,216	8.40	...	350,111	...	622,327	8,452,739	260.88	32,401	...
67 North Sumatra Mission	1,149,243	71.06	56,754	3.51	...	66,739	...	123,493	1,396,229	86.34	16,172	...
68 Nusa Tenggara Mission	612,247	68.92	54,987	6.19	...	64,662	...	119,649	851,545	95.85	8,884	...
69 South Sumatra Mission	652,433	82.38	33,810	4.27	...	39,758	...	73,568	799,569	100.96	7,920	...
70 West Java Conference	1,483,464	140.69	68,757	6.52	...	80,854	...	149,611	1,782,686	169.07	10,544	...
71 West Kalimantan Region	123,741	21.13	14,390	2.46	...	16,922	...	31,312	186,365	31.82	5,856	...
Totals	14,631,936	136.79	699,728	6.54	...	852,838	...	1,552,566	17,737,068	165.82	106,963	...
72 ATTACHED FIELDS												
73 Sri Lanka Mission of SDA	290,892	92.41	7,320	2.33	...	8,607	...	15,927	322,746	102.52	3,148	...
74 Timor-Leste Mission	71,603	123.24	1,779	3.06	...	2,312	...	4,091	79,785	137.32	581	...
Totals	362,495	97.21	9,099	2.44	...	10,919	...	20,018	402,531	107.95	3,729	...
75 SOUTHERN ASIA-PACIFIC DIVISION												
76 Bangladesh Union Mission	443,417	14.12	13,739	0.44	...	16,156	...	29,895	503,207	16.02	31,411	...
77 Central Philippine Union Conference	10,194,981	53.41	351,393	1.84	...	413,218	764	764,611	11,724,967	61.43	190,868	...
78 East Indonesia Union Conference	7,703,817	63.13	534,330	4.38	...	628,341	...	1,162,671	10,029,159	82.19	122,029	...
79 Myanmar Union Mission	1,903,034	58.88	73,692	2.28	...	86,659	...	160,351	2,223,736	68.80	32,323	...
80 North Philippine Union Conference	15,885,632	41.96	580,499	1.53	66,758	682,646	55,430	1,263,145	18,534,110	48.95	378,630	...
81 Pakistan Union Section	206,503	15.99	7,250	0.56	...	8,526	...	15,776	238,055	18.44	12,911	...
82 South Philippine Union Conference	20,871,182	37.81	910,728	1.65	42,671	1,070,962	181,699	1,981,690	25,058,932	45.40	551,941	...
83 Southeast Asia Union Mission	12,591,481	135.55	493,630	5.31	...	580,493	...	1,074,123	14,739,727	158.68	92,890	...
84 West Indonesia Union Mission	14,631,936	136.79	699,728	6.54	...	852,838	...	1,552,566	17,737,068	165.82	106,963	...
85 Attached Fields	362,495	97.21	9,099	2.44	...	10,919	...	20,018	402,531	107.95	3,729	...
DIVISION TOTALS	84,812,690	55.66	3,674,088	2.41	109,429	4,350,758	237,893	8,024,846	101,209,704	66.42	1,523,695	...

TRANS-EUROPEAN DIVISION

1 ADRIATIC UNION CONFERENCE												
2 Albanian Mission of SDA	21,652	47.90	612	1.35	...	3,800	...	4,200	30,264	66.96	452	612
3 Croatian Conference	1,326,639	500.43	61,085	23.04	...	122,064	24,750	259,305	1,793,843	676.67	2,651	34,290
4 Slovenian Conference	497,409	886.65	41,755	74.43	...	32,378	24,729	65,280	661,551	1,179.24	561	31,429
Totals	1,845,700	503.74	103,452	28.23	...	158,242	49,479	328,785	2,485,658	678.40	3,664	66,331
5 BALTIC UNION CONFERENCE												
6 Estonian Conference	929,601	653.73	58,615	41.22	...	51,767	...	176,150	1,216,133	855.23	1,422	36,866
7 Latvian Conference	1,134,345	297.42	61,001	15.99	...	13,818	1,209,164	317.03	3,814	46,326
8 Lithuanian Conference	271,125	361.50	7,620	10.16	...	3,292	...	36,740	318,777	425.04	750	4,631
Totals	2,335,071	390.09	127,236	21.26	...	68,877	...	212,890	2,744,074	458.42	5,986	87,823

STATISTICAL REPORT FOR 2019

Conference or Mission	Tithe and Offerings										Per Capita Basis	17
1	7	8	9	10	11	12a	12b	13	14a	14b	Membership Basis for Per Capita Calculations June 30, 2018	17
Conference or Mission	Tithe	Tithe Per Capita	World Mission Fund, Including Sabbath School	World Mission Fund Per Capita	Other General Conference Funds	Intradivision Funds	Ingathering Funds	Local Church Funds	Total Tithe and Offerings	Total Tithe and Offerings Per Capita	Membership Basis for Per Capita Calculations June 30, 2018	Sabbath School Mission Offerings
	US\$	US\$	US\$	US\$	US\$	US\$	US\$	US\$	US\$	US\$	US\$	US\$

TRANS-EUROPEAN DIVISION (CONT'D)

9 BRITISH UNION CONFERENCE
10 Irish Mission	1,197,378	1,342.35	64,287	72.07	705	...	3,656	145,846	1,411,872	1,582.82	892	54,279
11 North England Conference	8,554,717	784.33	397,206	36.42	10,963	...	198,206	1,055,358	10,216,450	936.69	10,907	369,328
12 Scottish Mission	546,897	816.26	37,725	56.31	64	...	11,038	68,627	664,351	991.57	670	33,398
13 South England Conference	20,140,966	802.59	767,071	30.57	11,827	...	305,681	2,445,183	23,670,728	943.24	25,095	712,501
14 Welsh Mission	517,255	797.00	33,198	51.15	301	...	13,692	65,024	629,470	969.91	649	31,572
Totals	30,957,213	810.12	1,299,487	34.01	23,860	...	532,273	3,780,038	36,592,871	957.60	38,213	1,201,078
15 DANISH UNION OF CHURCHES CONF	2,799,866	1,144.20	177,185	72.41	167,992	126,360	470,004	1,528.98	2,447	165,224
16 FINLAND UNION OF CHURCHES CONF	3,160,785	675.67	130,791	27.96	14,679	115,034	190,966	655,902	4,268,157	912.39	4,678	85,125
17 HUNGARIAN UNION CONFERENCE	47,533	...	14,055	61,588	259
18 Duna Conference	1,850,328	611.07	84,372	27.86	3,310	1,938,010	640.03	3,028	43,680
19 Tisza Conference	1,091,924	497.46	54,170	24.68	7,276	351,499	1,504,869	685.59	2,195	29,696
Totals	2,989,785	572.43	152,597	29.22	10,586	351,499	3,504,467	670.97	5,223	73,635
20 NETHERLANDS UN OF CHURCHES CONF	4,419,061	736.26	162,457	27.07	4,581,518	763.33	6,002	113,269
21 NORWEGIAN UNION CONFERENCE
22 East Norway Conference	4,574,662	1,579.65	236,314	81.60	22,942	221,520	230,943	387,354	5,673,735	1,959.16	2,896	219,666
23 North Norway Conference	572,804	1,203.37	28,857	60.62	2,157	18,305	56,439	35,353	713,915	1,499.82	476	27,808
24 West Norway Conference	1,501,060	1,290.68	96,866	83.29	7,560	62,921	107,603	91,005	1,867,015	1,605.34	1,163	93,724
Totals	6,648,526	1,466.05	362,037	79.83	32,659	302,746	394,985	513,712	8,254,665	1,820.21	4,535	341,198
25 POLISH UNION CONFERENCE	30,275	30,275
26 East Polish Conference	1,129,672	583.81	41,085	21.23	...	55,624	1,226,381	633.79	1,935	38,188
27 South Polish Conference	1,252,104	586.74	61,582	28.86	...	82,952	1,396,638	654.47	2,134	55,321
28 West Polish Conference	929,181	539.91	39,652	23.04	...	55,247	1,024,800	595.05	1,721	37,363
Totals	3,341,232	577.07	142,319	24.58	...	193,823	3,677,374	635.13	5,790	130,872
29 SOUTH-EAST EUROPEAN UNION CONF	76,824	...	79	76,903
30 Bosnia and Herzegovina Conference	174,239	292.35	4,229	7.10	178,468	299.44	596	...
31 Macedonian Mission	155,150	286.78	155,150	286.78	541	...
32 North Conference	753,468	221.67	19,634	5.78	773,102	227.45	3,399	...
33 South Conference	867,773	305.34	16,960	5.97	884,733	311.31	2,842	...
Totals	2,027,454	274.80	40,902	5.54	2,068,356	280.34	7,378	...
34 SWEDISH UNION OF CHURCHES CONF	2,296,121	787.42	124,111	42.56	13,940	141,526	230,386	...	2,806,084	962.31	2,916	124,111
35 ATTACHED FIELDS
36 Cyprus Region	59,192	574.68	8,505	82.57	1,619	265	...	18,843	88,424	858.49	103	6,617
37 Greek Mission	242,083	522.86	20,959	45.27	2,377	36,646	...	46,357	348,422	752.53	463	18,467
38 Iceland Conference	424,076	904.21	23,647	50.42	34,428	64,159	546,310	1,164.84	469	23,647
Totals	725,351	700.82	53,111	51.31	38,424	101,070	...	65,200	983,156	949.91	1,035	48,731
39 TRANS-EUROPEAN DIVISION
40 Adriatic Union Conference	1,845,700	503.74	103,452	28.23	...	158,242	49,479	328,785	2,485,658	678.40	3,664	66,331
41 Baltic Union Conference	2,335,071	390.09	127,236	21.26	...	68,877	...	212,890	2,744,074	458.42	5,986	87,823
42 British Union Conference	30,957,213	810.12	1,299,487	34.01	23,860	...	532,273	3,780,038	36,592,871	957.60	38,213	1,201,078
43 Danish Union of Churches Conference	2,799,866	1,144.20	177,185	72.41	...	167,992	126,360	470,004	3,741,407	1,528.98	2,447	165,224
44 Finland Union of Churches Conference	3,160,785	675.67	130,791	27.96	14,679	115,034	190,966	655,902	4,268,157	912.39	4,678	85,125
45 Hungarian Union Conference	2,989,785	572.43	152,597	29.22	10,586	351,499	3,504,467	670.97	5,223	73,635
46 Netherlands Union of Churches Conference	4,419,061	736.26	162,457	27.07	4,581,518	763.33	6,002	113,269
47 Norwegian Union Conference	6,648,526	1,466.05	362,037	79.83	32,659	302,746	394,985	513,712	8,254,665	1,820.21	4,535	341,198
48 Polish Union Conference	3,341,232	577.07	142,319	24.58	...	193,823	3,677,374	635.13	5,790	130,872
49 South-East European Union Conference	2,027,454	274.80	40,902	5.54	2,068,356	280.34	7,378	...
50 Swedish Union of Churches Conference	2,296,121	787.42	124,111	42.56	13,940	141,526	230,386	...	2,806,084	962.31	2,916	124,111
51 Attached Fields	725,351	700.82	53,111	51.31	38,424	101,070	...	65,200	983,156	949.91	1,035	48,731
DIVISION TOTALS	63,546,165	723.21	2,875,685	32.73	134,148	1,249,310	1,524,449	6,378,030	75,707,787	861.62	87,867	2,437,397

WEST-CENTRAL AFRICA DIVISION

1 CAMEROON UNION MISSION
2 Adamaoua-Mayo Rey Conference	60,523	11.25	4,993	0.93	12,256	77,772	14.46	5,379	...
3 Benoue-Faro Mission	84,736	11.63	3,659	0.50	8,977	97,372	13.37	7,284	...
4 Central-South Cameroon Conference	934,719	27.01	40,992	1.18	100,609	1,076,320	31.11	34,601	...
5 East Cameroon Conference	276,783	11.74	14,801	0.63	36,319	327,903	13.91	23,574	...
6 North Cameroon Conference	260,873	8.22	14,162	0.45	34,798	309,833	9.77	31,722	...
7 West Cameroon Conference	374,988	57.09	21,953	3.34	53,925	450,866	68.65	6,568	...
Totals	1,992,622	18.26	100,560	0.92	246,884	2,340,066	21.44	109,128	...
8 CENTRAL AFRICAN UNION MISSION
9 Central African Republic Mission	34,644	5.81	548	0.09	1,347	36,539	6.13	5,958	...
10 Chad Mission	124,661	40.82	2,945	0.96	6,757	134,363	44.00	3,054	...

GENERAL STATISTICS BY DIVISIONS FOR 2019

Conference or Mission	Tithe and Offerings										Per Capita Basis	17
	7	8	9	10	11	12a	12b	13	14a	14b		
1	7	8	9	10	11	12a	12b	13	14a	14b	Membership Basis for Per Capita Calculations June 30, 2018	17
Conference or Mission	Tithe	Tithe Per Capita	World Mission Fund, including Sabbath School	World Mission Fund Per Capita	Other General Conference Funds	Intradivision Funds	Ingathering Funds	Local Church Funds	Total Tithe and Offerings	Total Tithe and Offerings Per Capita	Membership Basis for Per Capita Calculations June 30, 2018	Sabbath School Mission Offerings
	US\$	US\$	US\$	US\$	US\$	US\$	US\$	US\$	US\$	US\$	US\$	US\$
WEST-CENTRAL AFRICA DIVISION (CONT'D)												
CENTRAL AFRICAN UNION MISSION (CONT'D)												
11 Congo Region	86,183	92.47	5,206	5.59	13,168	104,557	112.19	932	...
12 Equatorial Guinea Mission	171,080	109.32	9,454	6.04	23,236	203,770	130.20	1,565	...
13 Gabon Mission	222,913	97.47	6,662	2.91	16,367	245,942	107.54	2,287	...
Totals	639,481	46.35	24,815	1.80	60,875	725,171	52.56	13,796	...
EASTERN NIGERIA UNION CONF												
15 Aba East Conference	354,226	13.51	20,205	0.77	53,462	427,893	16.32	26,216	...
16 Aba North Conference	184,627	7.93	6,474	0.28	232,326	423,427	18.20	23,271	...
17 Aba South Conference	313,942	18.26	12,680	0.74	158,454	485,076	28.22	17,189	...
18 Aba West Mission	102,804	17.98	2,839	0.50	32,743	138,386	24.20	5,718	...
19 Abia North-Central Conference	216,402	23.23	24,716	2.65	99,933	341,051	36.61	9,317	...
20 Akwa Ibom Conference	87,235	20.01	9,418	2.16	24,954	121,607	27.90	4,359	...
21 Anambra Mission	48,062	24.42	6,107	3.10	15,337	69,506	35.32	1,968	...
22 Bayelsa Mission	53,056	33.45	6,317	3.98	18,899	78,272	49.35	1,586	...
23 Cross River Conference	44,534	29.28	4,900	3.22	12,390	61,824	40.65	1,521	...
24 Ebonyi Conference	67,234	11.44	6,519	1.11	19,245	92,998	15.82	5,877	...
25 Enugu Conference	80,795	47.11	6,796	3.96	17,040	104,631	61.01	1,715	...
26 Imo Conference	89,951	16.22	5,391	0.97	27,348	122,690	22.13	5,545	...
27 Northern Cross River Mission	12,089	17.22	1,189	1.69	2,986	16,264	23.17	702	...
28 Port Harcourt Conference	740,330	35.98	91,074	4.43	241,851	1,073,255	52.16	20,577	...
29 Rivers East Conference	177,126	27.80	18,448	2.90	37,070	232,644	36.52	6,371	...
30 Rivers West Conference	180,537	11.02	24,987	1.52	62,756	268,280	16.37	16,385	...
Totals	2,752,950	18.56	248,060	1.67	1,056,794	4,057,804	27.36	148,317	...
EASTERN SAHEL UNION MISSION												
32 Benin Mission	178,247	33.40	17,815	3.34	66,911	262,973	49.27	5,337	...
33 Burkina Faso Mission	138,627	68.46	5,472	2.70	12,724	156,823	77.44	2,025	...
34 Cote d'Ivoire Conference	573,816	64.82	44,796	5.06	96,696	715,308	80.81	8,852	...
35 Niger Region	25,943	37.76	1,712	2.49	4,180	31,835	46.34	687	...
36 Togo Conference	263,893	28.72	34,002	3.70	80,364	378,259	41.17	9,188	...
Totals	1,180,526	45.25	103,797	3.98	260,875	1,545,198	59.23	26,089	...
NORTHERN GHANA UNION MISSION												
38 Ashanti Central Ghana Conference	572,555	33.19	63,693	3.69	211,118	847,366	49.13	17,249	...
39 Ashanti South Ghana Conference	115,035	4.13	9,402	0.34	194,701	319,138	11.46	27,853	...
40 Central Ghana Conference	750,011	45.36	70,629	4.27	291,143	1,111,783	67.24	16,535	...
41 Green View Ghana Conference	176,461	19.80	11,883	1.33	86,934	275,278	30.88	8,913	...
42 Mid-Central Ghana Conference	582,610	28.20	68,021	3.29	283,252	933,883	45.20	20,659	...
43 Mid-North Ghana Conference	681,109	24.88	67,098	2.45	233,773	981,980	35.87	27,377	...
44 Mid-West Ghana Conference	533,502	25.54	38,694	1.85	140,881	713,077	34.13	20,892	...
45 Mountain View Ghana Conference	618,616	20.98	77,895	2.64	95,959	792,470	26.88	29,483	...
46 North Ghana Mission	822,814	100.03	90,034	10.95	94,948	1,007,796	122.51	8,226	...
47 South Central Ghana Conference	530,994	27.98	58,930	3.11	279,166	869,090	45.80	18,976	...
Totals	5,383,707	27.45	556,279	2.84	1,911,875	7,851,861	40.03	196,163	...
NORTHERN NIGERIA UNION CONF												
49 North Central Nigeria Conference	367,565	40.25	22,083	2.42	55,451	445,099	48.75	9,131	...
50 North East Nigeria Conference	369,394	19.44	26,604	1.40	45,355	441,353	23.22	19,004	...
51 North West Nigeria Conference	337,464	20.44	13,657	0.83	35,258	386,379	23.40	16,510	...
Totals	1,074,423	24.07	62,344	1.40	136,064	1,272,831	28.51	44,645	...
SOUTHERN GHANA UNION CONF												
53 Accra City Conference	2,234,432	83.38	219,140	8.18	640,681	3,094,253	115.47	26,798	...
54 Diamond Field Ghana Conference	238,593	20.53	21,507	1.85	62,817	322,917	27.78	11,624	...
55 East Ghana Conference	358,093	32.14	10,972	0.98	104,412	473,477	42.49	11,143	...
56 Eastern View Ghana Conference	235,821	19.22	25,541	2.08	74,446	335,808	27.36	12,272	...
57 Meridian Ghana Conference	1,479,264	122.04	110,586	9.12	316,765	1,906,615	157.30	12,121	...
58 Mid-South Ghana Conference	354,180	21.34	43,071	2.59	124,058	521,309	31.40	16,600	...
59 Pioneer Ghana Conference	388,351	26.24	46,796	3.16	134,670	569,817	38.50	14,802	...
60 South West Ghana Conference	508,696	25.91	49,738	2.53	145,173	703,607	35.84	19,634	...
61 Volta North Ghana Mission	50,590	13.91	4,958	1.36	14,229	69,777	19.19	3,637	...
62 Volta South Ghana Mission	150,142	32.12	16,833	3.60	47,741	214,716	45.94	4,674	...
63 West-Central Ghana Conference	375,419	29.27	18,637	1.45	54,363	448,419	34.96	12,825	...
64 Western North Ghana Conference	246,304	17.22	28,492	1.99	81,580	356,376	24.91	14,306	...
Totals	6,619,885	41.26	596,271	3.72	1,800,935	9,017,091	56.20	160,436	...
WEST AFRICAN UNION MISSION												
66 Central Liberia Mission	18,207	3.50	1,677	0.32	13,148	33,032	6.35	5,203	...
67 Guinea Region	26,544	13.58	3,120	1.60	6,978	36,642	18.74	1,955	...
68 Sierra Leone Mission	123,071	12.33	8,873	0.89	17,248	149,192	14.94	9,983	...
69 South-East Liberia Mission	15,745	6.29	990	0.40	12,148	28,883	11.53	2,505	...
70 South-West Liberia Conference	215,797	15.26	12,094	0.86	193,202	421,093	29.77	14,143	...
Totals	421,756	12.48	26,754	0.79	242,724	691,234	20.46	33,789	...

Conference or Mission	Tithe and Offerings										Per Capita Basis	17
	7	8	9	10	11	12a	12b	13	14a	14b		
1	7	8	9	10	11	12a	12b	13	14a	14b	Membership Basis for Per Capita Calculations June 30, 2018	17
Conference or Mission	Tithe	Tithe Per Capita	World Mission Fund, including Sabbath School	World Mission Fund Per Capita	Other General Conference Funds	Intradivision Funds	Ingathering Funds	Local Church Funds	Total Tithe and Offerings	Total Tithe and Offerings Per Capita	Membership Basis for Per Capita Calculations June 30, 2018	Sabbath School Mission Offerings
	US\$	US\$	US\$	US\$	US\$	US\$	US\$	US\$	US\$	US\$	US\$	US\$

WEST-CENTRAL AFRICA DIVISION (CONT'D)

71 WESTERN NIGERIA UNION CONF.
72 Delta Conference	187,250	28.18	15,342	2.31	70,840	273,432	41.15	6,645	...
73 Edo Conference	113,955	32.22	9,954	2.81	46,441	170,350	48.16	3,537	...
74 Ekiti Conference	146,004	15.75	7,167	0.77	33,058	186,229	20.08	9,273	...
75 Kogi Region.	653	...
76 Kwara Conference	62,746	24.30	3,847	1.49	16,280	82,873	32.10	2,582	...
77 Lagos Atlantic Conference	347,222	59.04	26,447	4.50	119,422	493,091	83.84	5,881	...
78 Lagos Mainland Conference	428,844	58.00	15,942	2.16	71,825	516,611	69.87	7,394	...
79 Ogun Conference	431,472	49.41	11,601	1.33	52,787	495,860	56.78	8,733	...
80 Ondo Mission	51,573	23.03	2,565	1.15	11,467	65,605	29.30	2,239	...
81 Osun Conference	302,570	56.24	9,151	1.70	44,980	356,701	66.30	5,380	...
82 Oyo Conference	3,928	...
Totals	2,071,636	36.83	102,016	1.81	467,100	2,640,752	46.95	56,245	...

83 WESTERN SAHEL UNION MISSION.
84 Cabo Verde Conference	553,891	59.55	23,820	2.56	35,729	613,440	65.95	9,302	...
85 Gambia Region	9,170	22.64	1,054	2.60	1,580	11,804	29.15	405	...
86 Guinea-Bissau Mission	65,213	17.88	5,361	1.47	8,041	78,615	21.55	3,648	...
87 Mali Mission	30,339	16.35	1,484	0.80	2,226	34,049	18.35	1,856	...
88 Senegal/Mauritania Mission	81,545	112.01	6,198	8.51	9,297	97,040	133.30	728	...
Totals	740,158	46.44	37,917	2.38	56,873	834,948	52.38	15,939	...

89 WEST-CENTRAL AFRICA DIVISION.
90 Cameroon Union Mission	1,992,622	18.26	100,560	0.92	246,884	2,340,066	21.44	109,128	...
91 Central African Union Mission	639,481	46.35	24,815	1.80	60,875	725,171	52.56	13,796	...
92 Eastern Nigeria Union Conference	2,752,950	18.56	248,060	1.67	1,056,794	4,057,804	27.36	148,317	...
93 Eastern Sahel Union Mission	1,180,526	45.25	103,797	3.98	260,875	1,545,198	59.23	26,089	...
94 Northern Ghana Union Mission	5,383,707	27.45	556,279	2.84	1,911,875	7,851,861	40.03	196,163	...
95 Northern Nigeria Union Conference	1,074,423	24.07	62,344	1.40	136,064	1,272,831	28.51	44,645	...
96 Southern Ghana Union Conference	6,619,885	41.26	596,271	3.72	1,800,935	9,017,091	56.20	160,436	...
97 West African Union Mission	421,756	12.48	26,754	0.79	242,724	691,234	20.46	33,789	...
98 Western Nigeria Union Conference	2,071,636	36.83	102,016	1.81	467,100	2,640,752	46.95	56,245	...
99 Western Sahel Union Mission	740,158	46.44	37,917	2.38	56,873	834,948	52.38	15,939	...
DIVISION TOTALS	22,877,144	28.43	1,858,813	2.31	6,240,999	30,976,956	38.50	804,547	...

ATTACHED TO THE GENERAL CONFERENCE

1 CHINESE UNION MISSION
2 China.	7,991	0.02	7,991	0.02	451,070	...
3 Hong Kong-Macao Conference.	3,231,582	700.54	223,205	171,887	3,626,674	786.19	4,613	...
Totals	3,239,573	7.11	223,205	171,887	3,634,665	7.98	455,683	...

1 MIDDLE EAST & NORTH AFRICA UN MISS
2 East Mediterranean Region	231,834	414.73	25,635	45.86	6,651	10,820	...	61,423	336,363	601.72	559	24,736
3 Egypt-Sudan Field	207,998	237.71	6,813	7.79	503	3,888	...	19,811	239,013	273.16	875	6,565
4 Gulf Field	2,851,871	1,333.27	83,164	38.88	41,267	115,135	...	611,682	3,703,119	1,731.24	2,139	78,035
5 North Africa Region	(34,760)	(210.67)	(21)	(0.13)	622	814	...	13,989	(19,356)	(117.31)	165	(52)
6 West Asia Field	105,008	293.32	4,390	12.26	616	4,520	...	13,803	128,337	358.48	358	4,223
Totals	3,361,951	820.79	119,981	29.29	49,659	135,177	...	720,708	4,387,476	1,071.16	4,096	113,507

1 ISRAEL FIELD	752,322	982.14	17,084	22.30	769,406	1,004.45	766	17,084
----------------------	---------	--------	--------	-------	-----	-----	-----	-----	---------	----------	-----	--------

WORLD SUMMARY

1 General Conference	814,602	2,554,416	3,369,018
2 East-Central Africa Division*	56,254,782	14.17	3,152,407	0.79	...	4,653,591	13,339	7,755,987	71,830,106	18.10	3,968,772	39,776
3 Euro-Asia Division.	25,779,401	236.57	594,913	5.46	1,377	554,818	17,673	1,664,447	28,612,629	262.57	108,971	554,818
4 Inter-American Division	262,623,542	69.12	14,772,260	3.89	1,329,505	18,666,131	3,187,393	44,316,794	344,895,625	90.77	3,799,771	13,885,924
5 Inter-European Division	133,222,767	745.08	7,818,853	43.73	519,359	2,018,317	1,225,430	9,141,374	153,946,100	860.98	178,803	5,178,306
6 North American Division	1,075,010,964	857.65	20,917,109	16.69	5,038,218	12,127,713	1,283,107	595,265,981	1,709,643,092	1,363.96	1,253,441	19,900,590
7 Northern Asia-Pacific Division	76,129,857	272.97	1,747,425	6.27	127,713	4,035,855	138,177	28,383,937	110,562,964	396.44	278,891	231,068
8 South American Division	491,445,835	198.85	21,948,827	8.88	1,126,014	24,678,788	798,060	136,082,090	676,079,614	273.55	2,471,483	21,923,880
9 South Pacific Division	100,222,413	191.80	5,845,960	11.19	1,268,558	3,858,008	481,660	43,869,983	155,546,582	297.68	522,523	5,106,807
10 Southern Africa-Indian Ocean Division*	68,927,336	17.37	2,834,417	0.71	...	4,251,624	...	7,086,039	83,099,416	20.94	3,969,099	...
11 Southern Asia Division	9,587,570	5.96	391,479	0.24	48,727	...	313,460	164,692	10,505,928	6.53	1,607,719	329,387
12 Southern Asia-Pacific Division*	84,812,690	55.66	3,674,088	2.41	109,429	4,350,758	237,893	8,024,846	101,209,704	66.42	1,523,695	...
13 Trans-European Division	63,546,165	723.21	2,875,685	32.73	134,148	1,249,310	1,524,449	6,378,030	75,707,787	861.62	87,867	2,437,397
14 West-Central Africa Division*	22,877,144	28.43	1,858,813	2.31	6,240,999	30,976,956	38.50	804,547	...

GENERAL STATISTICS BY DIVISIONS FOR 2019

Conference or Mission 1	Tithe and Offerings										Per Capita Basis	17
	7	8	9	10	11	12a	12b	13	14a	14b		
Conference or Mission	Tithe	Tithe Per Capita	World Mission Fund, including Sabbath School	World Mission Fund Per Capita	Other General Conference Funds	Intradivision Funds	Ingathering Funds	Local Church Funds	Total Tithe and Offerings	Total Tithe and Offerings Per Capita	Membership Basis for Per Capita Calculations June 30, 2018	Sabbath School Mission Offerings
	US\$	US\$	US\$	US\$	US\$	US\$	US\$	US\$	US\$	US\$	US\$	US\$

WORLD SUMMARY (CONT'D)

Attached to the General Conference:

15 Chinese Union Mission	3,239,573	7.11	223,205	171,887	3,634,665	7.98	455,683	...
16 Middle East and North Africa Union Mission	3,361,951	820.79	119,981	29.29	49,659	135,177	...	720,708	4,387,476	1,071.16	4,096	113,507
17 Israel Field	752,322	982.14	17,084	22.30	769,406	1,004.45	766	17,084
WORLD TOTALS 2019	2,478,608,914	117.83	88,569,301	4.21	12,530,328	80,580,090	9,220,641	895,267,794	3,564,777,068	169.46	21,036,127	69,718,544
WORLD TOTALS 2018	2,532,217,794	124.69	97,483,223	4.80	11,150,116	83,660,965	9,400,268	835,625,816	3,569,538,182	175.76	20,308,907	77,982,664
Net Increase (Decrease)	(53,608,880)	(6.86)	(8,913,922)	(0.59)	1,380,212	(3,080,875)	(179,627)	59,641,978	(4,761,114)	(6.30)	727,220	(8,264,120)

Note—In accordance with General Conference Bylaws, Article XX, Section 4, "The basis for computing . . . per capita funds shall be the membership on June 30 of the preceding year . . ." (2018). Per capita totals for divisions are calculated for those unions and attached fields which report funds.

*Note—ECD, SID, SSD, WAD are on the Combined Offering Plan; therefore, the World Mission Funds column includes the Other General Conference Funds for these four divisions.

Chapter 5 - Employees

Conference or Mission	Denominational Employees																							Table 24		
	22a		22b		23a		23b		24		25a		25b		26a		26b		27		29			30	28	31
	Ministerial Credential		Commissioned Minister Credential		Commissioned Ministry of Teaching Credential		Administrative Ministries Credential		Missionary Credential		Ministerial License		Commissioned Minister License		Commissioned Ministry of Teaching License		Administrative Ministries License		Missionary License		All Other Employees Including Part Time and Casual			Total Active Employees	Literature Evange- lists (Self- employed)	Honorary/ Emeritus Cred- entialed Employees
FT	PT	FT	PT	FT	PT	FT	PT	FT	PT	FT	PT	FT	PT	FT	PT	FT	PT	FT	PT	C						

GENERAL CONFERENCE

1 General Conference	88	...	5	60	...	411	3	1	5	...	197	39	26	835	...	94		
2 General Conference Institutions	94	...	4	...	298	...	114	...	949	20	22	6	3	...	14	...	29	1	165	...	10,390	1,448	2,999	16,556	...	
Totals	182	...	9	...	298	...	174	...	1,360	23	23	6	3	...	14	...	34	1	362	...	10,390	1,487	3,025	17,391	...	94

EAST-CENTRAL AFRICA DIVISION

1 BURUNDI UNION MISSION	6	...	1	...	10	21	...	1	...	1	...	5	...	1	...	33	6	85	...	24
2 East Burundi Field	11	4	...	11	2	28	32	...	
3 North Burundi Field	9	...	1	1	...	14	3	3	31	38	...	
4 North-West Burundi Field	16	...	2	3	...	26	...	2	7	6	62	68	...	
5 South-West Burundi Field	7	2	...	10	...	2	1	1	23	59	...	
Totals	49	...	4	...	10	31	...	62	...	5	...	5	...	1	...	44	18	229	197	24	
6 EAST CONGO UNION MISSION	9	...	1	3	...	7	...	4	...	1	6	...	2	33	...	92
7 East Kasai Field	19	...	7	1	...	2	...	2	7	...	38	115	...	
8 East Katanga Mission	18	...	8	1	...	3	...	1	...	3	2	...	36	60	...	
9 North Katanga Field	18	...	12	1	...	4	...	2	...	2	1	...	40	24	...	
10 South Katanga Field	23	...	9	1	...	12	...	3	...	2	1	...	2	...	53	182	...	
11 West Katanga Field	12	...	6	1	...	7	...	1	...	2	1	...	2	...	34	102	...	
Totals	99	...	43	8	...	35	...	13	...	10	1	...	3	...	6	14	2	234	483	92
12 EAST KENYA UNION CONFERENCE	7	...	4	27	10	48	...	223	
13 Central Kenya Conference	130	...	5	...	208	...	3	...	42	...	52	...	5	...	208	55	...	137	6	851	306	...	
14 Central Rift Valley Conference	50	25	...	2	...	22	...	34	19	...	1	...	7	4	164	151	...	
15 Kenya Coast Field	20	...	15	...	16	...	2	...	34	8	1	...	22	...	41	159	44	...
16 Nyamira Conference	71	...	4	26	...	25	...	1	...	14	24	...	148	...	313	139	...	
17 South Kenya Conference	34	4	...	28	...	15	...	17	22	...	7	...	31	158	70	...
18 South-East Kenya Field	22	...	23	15	...	22	9	91	82	...	
Totals	334	...	51	...	249	...	11	...	194	...	148	...	31	...	241	...	1	...	128	...	177	137	82	1,784	792	223
19 ETHIOPIAN UNION MISSION	12	...	19	...	32	...	5	...	168	37	162	1	...	436	...	51
20 Central Ethiopia Field	36	...	24	...	195	30	...	4	5	...	161	96	...	551	...	
21 Gambella Field Station	6	1	2	1	...	27	5	...	42	...	
22 North Ethiopia Field	1	...	11	...	6	...	1	...	5	17	16	57	...	
23 Northwest Ethiopia Field	4	...	1	...	13	...	2	14	...	3	...	5	...	1	43	...	
24 South Central Ethiopia Field	24	...	37	...	31	19	7	...	19	...	1	...	8	...	1	58	...	205	...	
25 South East Ethiopia Field	14	...	3	...	4	...	2	...	4	...	20	8	76	...	131	...	
26 South Ethiopia Field	18	...	4	...	6	44	...	43	...	1	...	29	13	38	...	196	...	
27 South West Ethiopia Field	9	...	21	...	10	8	...	15	1	64	...	
28 West Central Ethiopia Field	9	...	2	...	16	11	...	12	...	2	...	9	7	...	15	83	...	
29 West Ethiopia Conference	41	...	2	...	32	...	5	...	19	...	33	...	3	...	13	2	...	77	227	...	
Totals	174	...	124	...	345	...	16	...	300	...	128	...	24	...	144	...	3	...	36	...	467	236	38	2,035	...	51
30 NORTH EAST CONGO UNION MISSION	7	...	4	...	20	7	19	...	10	3	...	70	3	143
31 Central Kivu Field	41	...	7	5	...	10	...	6	8	...	1	78	...	
32 Kibali Ituri Mission	27	...	4	2	33	...	
33 Maniema Mission	13	4	2	...	2	3	...	5	2	1	32	...	
34 North Kivu Field	46	5	...	7	...	12	...	5	11	...	23	109	3	
35 South Kivu Field	24	3	10	...	1	4	...	2	44	5	
36 Upper Congo Field	27	...	3	3	...	2	3	38	...	
Totals	185	...	18	...	25	...	19	...	27	...	32	...	3	3	...	34	...	29	5	24	404	11	143

Conference or Mission	Denominational Employees														Total Active Employees	Literature Evangelists (Self-employed)	Honorary/Emeritus Credentialed Employees													
	22a		22b		23a		23b		24		25a		25b					26a		26b		27			29			30	28	31
	Ministerial Credential	Commissioned Minister Credential	Commissioned Ministry of Teaching Credential	Administrative Ministries Credential	Missionary Credential	Ministerial License	Commissioned Minister License	Commissioned Ministry of Teaching License	Administrative Ministries License	Missionary License	All Other Employees Including Part Time and Casual	FT	PT	C																

EAST-CENTRAL AFRICA DIVISION (CONT'D)

37 NORTHERN TANZANIA UNION CONF	24	29	...	12	...	56	...	7	...	2	...	29	...	8	...	10	...	228	25	74	504	...	306
38 Mara Conference	49	...	5	...	44	71	...	36	17	22	...	12	...	57	313	351	...
39 North-East Tanzania Conference	56	...	32	...	63	...	15	...	45	...	44	...	2	...	75	...	3	...	39	159	533	162	...
40 South Nyanza Conference	51	29	67	...	60	12	27	69	20	335	463	...
41 Western Tanzania Conference	45	...	3	...	9	...	3	...	32	...	37	...	1	...	8	...	1	...	15	154	151	...
Totals	225	...	40	...	174	...	30	...	271	...	184	...	5	...	141	...	12	...	113	...	240	94	310	1,839	1,127	306
42 RWANDA UNION MISSION	11	...	6	...	75	...	3	...	34	46	...	3	178	...	139
43 Central Rwanda Field	23	...	2	...	8	...	3	...	14	...	21	...	2	...	6	2	...	12	93	34	...
44 East Central Rwanda Conference	28	...	3	...	7	...	2	...	12	...	20	23	3	...	2	...	23	123	117	...
45 North Rwanda Conference	25	...	3	...	1	12	...	7	...	2	...	3	...	1	...	7	...	4	...	15	80	141	...
46 North-East Rwanda Field	9	...	2	1	...	4	...	9	2	...	1	...	1	...	3	...	2	34	17	...
47 North-West Rwanda Field	25	...	2	...	1	5	...	5	...	6	...	4	...	2	...	3	...	2	...	5	60	125	...
48 South Rwanda Field	23	...	1	...	2	2	...	10	...	2	...	1	3	...	2	...	3	49	67	...
49 South-East Rwanda Field	14	...	12	1	...	11	...	3	4	45	19	...
50 West Rwanda Field	32	...	6	...	2	1	...	21	2	2	...	2	...	11	79	123	...
Totals	190	...	37	...	96	...	9	...	85	...	104	...	15	...	41	...	4	...	19	...	63	...	78	741	643	139
51 SOUTHERN TANZANIA UNION MISSION	9	15	...	69	25	18	136	...	22
52 Central Tanzania Field	20	7	...	12	...	17	...	15	16	10	97	159	...
53 East-Central Tanzania Conference	31	19	...	10	...	45	...	40	14	...	2	...	41	...	30	...	8	240	308	...
54 South-East Tanzania Conference	23	15	...	12	...	26	...	45	9	...	1	...	25	49	205	286	...
55 Southern Highlands Conference	23	30	...	10	...	54	...	17	42	33	10	219	412	...
Totals	106	71	...	59	...	211	...	117	65	...	3	...	140	...	30	...	95	897	1,165	22
56 UGANDA UNION MISSION	13	142	...	1	...	109	...	60	...	143	...	80	...	1	...	22	...	128	237	52	988	87	265
57 Central Uganda Conference	62	28	...	2	...	10	...	32	126	...	1	...	8	...	4	273
58 Eastern Uganda Field	21	12	...	11	6	5	...	8	63	14	...
59 Northern Uganda Field	14	...	1	...	3	...	3	...	13	...	6	...	2	...	3	...	1	...	21	67	18	...
60 Rwenzori Field	23	1	...	18	...	8	...	26	108	...	20	...	4	...	57	265
61 Southwestern Uganda Field	21	6	...	12	6	7	52	11	...
62 Western Uganda Field	26	3	...	2	...	12	...	16	1	5	...	41	...	1	107	6	...
Totals	180	...	1	...	177	...	26	...	170	...	163	...	145	...	330	...	23	...	72	...	238	237	53	1,815	136	265
63 WEST CONGO UNION MISSION	5	...	1	8	2	...	9	25	...	84
64 Central Kasai Field	30	...	1	5	...	4	2	...	15	...	2	59	1,181	...
65 Congo Equatorial Field	5	6	...	3	1	...	2	17
66 Lower Congo Field	6	2	...	5	3	...	1	17
67 West Congo Field	15	...	2	1	...	8	...	23	5	...	15	2	...	71	106	...
68 West Kasai Field	42	12	4	...	3	61
Totals	103	...	4	1	...	29	...	47	14	...	47	2	3	250	1,287	84
69 WEST KENYA UNION CONFERENCE	18	...	5	...	91	...	19	...	333	...	1	11	...	1	...	22	...	103	...	26	630	...	189
70 Central Nyanza Conference	42	11	...	5	2	...	30	90	129	...
71 Greater Rift Valley Conference	37	...	3	...	129	...	3	...	7	...	7	...	1	...	4	...	1	...	2	...	32	45	...	271	98	...
72 Kenya Lake Conference	39	...	7	...	10	...	1	...	27	...	42	...	13	...	4	8	10	1	162	84	...
73 Lake Victoria Field	41	1	...	4	...	5	1	...	2	...	2	56	120	...
74 North West Kenya Conference	43	...	3	...	16	...	3	...	10	...	9	14	...	4	...	5	...	51	10	9	177	78	...
75 Ranen Conference	62	10	...	4	...	23	...	21	14	21	...	26	2	...	183
Totals	282	...	18	...	256	...	31	...	415	...	90	...	14	...	48	...	8	...	62	...	242	67	36	1,569	509	189
76 ATTACHED FIELDS																										
77 Eritrea Mission Field	1	1

Conference or Mission	Denominational Employees														Total Active Employees	Literature Evangelists (Self-employed)	Honorary/Emeritus Credentialed Employees													
	22a		22b		23a		23b		24		25a		25b					26a		26b		27			29			30	28	31
	Ministerial Credential	Commissioned Minister Credential	Commissioned Ministry of Teaching Credential	Administrative Ministries Credential	Missionary Credential	Ministerial License	Commissioned Minister License	Commissioned Ministry of Teaching License	Administrative Ministries License	Missionary License	All Other Employees Including Part Time and Casual	FT	PT	C																

EAST-CENTRAL AFRICA DIVISION (CONT'D)

78 SOUTH SUDAN ATTACHED TERRITORY ...	4	...	1	...	2	1	2	...	19	9	2	40
79 Greater Bahr el Ghazal Field	6	...	1	1	...	3	...	1	1	...	35	48
80 Greater Equatoria Field	16	...	1	...	1	4	...	6	...	1	...	5	2	...	48	25	...	109
81 Greater Upper Nile Field	5	...	1	6	...	3	3	...	33	8	1	60
Totals	31	...	4	...	3	6	...	15	...	5	...	5	8	...	135	42	3	257
Attached Fields Totals	32	...	4	...	3	6	...	15	...	5	...	5	8	...	135	42	3	258
82 EAST-CENTRAL AFRICA DIVISION	19	...	10	...	7	51	45	...	26	158	
83 Burundi Union Mission	49	...	4	...	10	31	...	62	...	5	...	5	...	1	...	44	18	229	197	24	
84 East Congo Union Mission	99	...	43	8	...	35	...	13	...	10	1	...	3	...	6	14	2	234	483	92
85 East Kenya Union Conference	334	...	51	...	249	...	11	...	194	...	148	...	31	...	241	...	1	...	128	...	177	137	82	1,784	792	223
86 Ethiopian Union Mission	174	...	124	...	345	...	16	...	300	...	128	...	24	...	144	...	3	...	36	...	467	236	38	2,035	...	51
87 North East Congo Union Mission	185	...	18	...	25	...	19	...	27	...	32	...	3	3	...	34	...	29	5	24	404	11	143
88 Northern Tanzania Union Conference	225	...	40	...	174	...	30	...	271	...	184	...	5	...	141	...	12	...	113	...	240	94	310	1,839	1,127	306
89 Rwanda Union Mission	190	...	37	...	96	...	9	...	85	...	104	...	15	...	41	...	4	...	19	...	63	...	78	741	643	139
90 Southern Tanzania Union Mission	106	71	...	59	...	211	...	117	65	...	3	...	140	...	30	...	95	897	1,165	22
91 Uganda Union Mission	180	...	1	...	177	...	26	...	170	...	163	...	145	...	330	...	23	...	72	...	238	237	53	1,815	136	265
92 West Congo Union Mission	103	...	4	1	...	29	...	47	14	...	47	2	3	250	1,287	84
93 West Kenya Union Conference	282	...	18	...	256	...	31	...	415	...	90	...	14	...	48	...	8	...	62	...	242	67	36	1,569	509	189
94 Attached Fields	32	...	4	...	3	6	...	15	...	5	...	5	8	...	135	42	3	258
DIVISION TOTALS	1,978	...	354	...	1,413	...	210	...	1,825	...	1,103	...	257	...	1,020	...	59	...	673	...	1,719	834	768	12,213	6,350	1,538

EURO-ASIA DIVISION

1 BELARUS UNION OF CHURCHES CONF. ...	29	...	1	11	...	10	11	...	61	22	12	
2 CAUCASUS UNION MISSION	5	1	3	6	...	15	...	75	
3 Kubano-Chernomorskaya Conference	19	7	...	10	36	10	...	
4 North Caucasus Mission	11	2	3	10	1	...	9	...	36	4	...		
5 Rostov-Kalmykia Conference	13	1	4	...	10	4	5	4	...	41	7	...	
Totals	48	3	3	...	11	...	31	7	...	1	...	20	4	...	128	21	75
6 EAST RUSSIAN UNION MISSION	4	...	1	3	2	1	1	1	1	...	14	...	17
7 Central Siberian Mission	11	2	7	...	3	3	...	26	
8 East Siberian Mission	11	...	3	2	...	1	...	11	...	1	2	1	...	32	20	...
9 West Siberian Mission	7	3	2	2	1	3	1	1	...	20
Totals	33	...	4	5	7	2	2	2	22	...	1	3	1	7	3	...	92	20	17
10 FAR EASTERN UN OF CHURCHES MISS ...	12	...	17	5	1	1	6	1	...	43	24	7
11 MOLDOVA UNION OF CHURCHES CONF ...	37	4	3	...	19	19	6	5	93	54	52
12 SOUTHERN UNION MISSION	9	1	13	...	6	1	10	2	1	10	...	1	...	1	...	45	...	4	104	...	33
13 Kyrgyzstan Mission	6	3	...	2	...	3	3	11	28	8	...
14 Northern Kazakhstan Mission	15	2	...	2	...	4	8	...	16	...	47	1	...
15 Southern Kazakhstan Mission	6	3	...	1	7	...	4	3	...	24	...
16 Tajikistan Field	2	1	3	14	20
17 Turkmenistan Field	1	1
18 Uzbekistan Field	4	2	3	2	...	6	6	...	1	...	3	...	13	40	18	...
Totals	42	1	13	...	15	4	19	2	18	10	...	4	6	10	7	79	3	31	264	27	33
19 TRANS-CAUCASUS UNION OF CH MISS. ...	9	3	...	5	2	15	7	2	...	43	3	1

Conference or Mission	Denominational Employees														Total Active Employees	Literature Evangelists (Self-employed)	Honorary/Emeritus Credentialed Employees												
	22a		22b		23a		23b		24		25a		25b					26a		26b		27		29			30	28	31
	Ministerial Credential	Commissioned Minister Credential	Commissioned Ministry of Teaching Credential	Administrative Ministries Credential	Missionary Credential	Ministerial License	Commissioned Minister License	Commissioned Ministry of Teaching License	Administrative Ministries License	Missionary License	All Other Employees Including Part Time and Casual	FT	PT	C															

EURO-ASIA DIVISION (CONT'D)

20 UKRAINIAN UNION CONFERENCE	19	5	...	8	5	...	188	26	45	296	...	308	
21 Bukovinskaya Conference	41	13	4	21	...	3	...	10	27	9	108	9	...	245	37	...		
22 Central Ukrainian Conference	28	23	25	12	14	6	11	119	24	...		
23 Dnieper Conference	21	4	3	26	28	20	...	3	3	5	1	114	8	...		
24 Eastern Dnieper Conference	31	3	26	67	20	...	147	30	...		
25 Eastern Ukrainian Mission	7	1	1	3	18	...	30		
26 Kyiv Conference	17	6	3	8	6	11	40	14	10	115	2	...		
27 Podolsk Conference	27	11	...	1	...	14	38	2	...	21	1	...	115	20	...
28 Southern Ukrainian Conference	30	14	48	50	...	142	26	...	
29 Western Ukrainian Conference	35	25	...	1	...	6	...	58	21	...	3	7	156	48	...		
Totals	256	44	7	41	3	15	...	188	212	52	3	3	7	...	432	149	67	1,479	195	308		
30 WEST RUSSIAN UNION CONFERENCE	8	5	...	5	...	1	25	3	...	47	...	143		
31 Central Conference	15	15	3	7	...	40	10	...		
32 Moscow Conference	23	5	...	7	1	1	...	2	...	6	45	55	...		
33 Northwestern Conference	20	1	...	6	1	4	32	5	...		
34 Southern Conference	28	22	6	...	8	3	...	67	5	...		
35 Ural Conference	15	11	17	43	2	...		
36 Volga Conference	19	4	...	7	2	...	4	5	...	41	14	...		
37 Volgo-Vyatskaya Conference	20	3	2	8	15	3	4	55	19	...		
Totals	148	5	...	18	2	76	2	2	4	10	...	78	21	4	370	110	143		
38 ATTACHED FIELD																										
39 Crimea Mission	8	2	...	5	...	7	2	4	28	27	4		
40 EURO-ASIA DIVISION	29	12	...	25	...	25	5	3	4	...	2	...	3	...	78	16	...	202	...	24		
41 Belarus Union of Churches Conference	29	11	...	10	11	...	61	22	12		
42 Caucasus Union Mission	48	3	3	...	11	...	31	7	...	1	...	20	4	...	128	21	75		
43 East Russian Union Mission	33	...	4	5	...	7	2	2	2	22	...	1	3	...	1	7	3	...	92	20	17		
44 Far Eastern Union of Churches Mission	12	...	17	5	1	1	6	1	...	43	24	7		
45 Moldova Union of Churches Conference	37	4	3	...	19	19	6	5	93	54	52		
46 Southern Union Mission	42	1	13	...	15	4	19	2	18	10	...	4	6	10	7	79	3	31	264	27	33	
47 Trans-Caucasus Union of Churches Mission	9	3	...	5	2	15	7	2	...	43	3	1		
48 Ukrainian Union Conference	256	44	7	41	3	15	...	188	212	52	3	3	7	...	432	149	67	1,479	195	308		
49 West Russian Union Conference	148	5	...	18	2	76	2	2	4	10	...	78	21	4	370	110	143		
50 Attached Field	8	2	...	5	...	7	2	4	28	27	4		
DIVISION TOTALS	651	4	21	5	73	7	101	14	114	13	389	2	1	3	226	52	22	14	31	7	730	216	107	2,803	503	676

INTER-AMERICAN DIVISION

1 ATLANTIC CARIBBEAN UNION MISSION	3	...	1	4	8	...	30		
2 Cayman Islands Conference	8	...	1	...	4	7	...	2	10	6	...	18	3	...	59	...	
3 North Bahamas Conference	3	7	...	1	...	1	4	...	7	4	...	27	...	
4 South Bahamas Conference	14	17	9	...	8	20	23	...	34	1	...	126	...	
5 Turks and Caicos Islands Conference	4	7	3	1	...	1	5	1	...	22	
Totals	32	...	2	...	35	...	1	...	24	...	10	31	...	1	...	33	...	64	9	...	242	...	30
6 BELIZE UNION OF CHURCHES MISSION	16	220	8	100	3	...	50	397	19	9
7 CARIBBEAN UNION CONFERENCE	28	52	...	29	...	176	...	1	1	16	303	...	289	
8 East Caribbean Conference	22	62	28	...	15	6	...	1	7	...	19	4	...	164	3	...
9 Grenada Conference	13	...	5	1	...	7	3	5	1	1	...	36	3	...	
10 Guyana Conference	25	...	1	1	...	45	...	20	22	...	5	1	...	120	31	...
11 North Caribbean Conference	20	19	...	4	...	13	...	14	20	26	...	5	4	...	125	14	...

Conference or Mission	Denominational Employees														Total Active Employees	Literature Evangelists (Self-employed)	Honorary/Emeritus Credentialed Employees													
	22a		22b		23a		23b		24		25a		25b					26a		26b		27			29			30	28	31
	Ministerial Credential	Commissioned Minister Credential	Commissioned Ministry of Teaching Credential	Administrative Ministries Credential	Missionary Credential	Ministerial License	Commissioned Minister License	Commissioned Ministry of Teaching License	Administrative Ministries License	Missionary License	All Other Employees Including Part Time and Casual			FT				PT	C											

INTER-AMERICAN DIVISION (CONT'D)

CARIBBEAN UNION CONFERENCE (CONT'D)																											
12 South Caribbean Conference	56	...	14	...	38	32	...	30	...	8	...	7	17	...	107	309	6	...	
13 South Leeward Conference	18	...	3	...	47	...	3	...	19	...	8	11	...	28	137	
14 St Lucia Mission	13	19	...	1	...	8	...	11	19	2	...	12	85	3	...	
15 St Vincent and the Grenadines Mission	13	28	11	...	4	11	2	69	
16 Suriname Mission	7	1	...	2	...	5	3	2	21	
17 Tobago Mission	6	53	...	5	24	88	5	...	
Totals	221	...	23	...	265	...	40	...	394	...	113	...	12	...	63	...	2	...	135	1	177	9	2	1,457	65	289	
CENTRAL MEXICAN UNION MISSION																											
18 Azteca Mexican Conference	4	14	3	21	...	33	
19 Bajio Mexican Conference	13	14	...	8	24	59	73	...	
20 Metropolitan Mexican Conference	14	11	...	9	23	1	58	43	...	
21 Mexiquense Mexican Mission	20	21	...	7	5	...	30	...	7	90	8	...	
22 Valley Mexican Mission	1	2	...	7	2	12	30	...	
Totals	64	66	...	37	58	...	56	...	10	291	223	33	
CHIAPAS MEXICAN UNION CONFERENCE																											
24 Central Chiapas Conference	19	42	...	5	...	71	...	4	...	21	...	7	46	215	...	54	
25 Grijalva Conference	20	24	...	17	1	62	4	...	
26 North Chiapas Conference	26	1	...	12	...	8	5	52	7	...	
27 Palenque Mission	36	16	...	18	13	83	3	...	
28 Soconusco Conference	12	3	...	10	7	32	2	...	
29 South Chiapas Conference	19	13	...	13	7	52	13	...	
30 Upper Chiapas Conference	16	9	...	18	4	47	21	...	
31 West Chiapas Conference	20	14	...	18	17	69	15	...	
Totals	188	42	...	6	...	176	...	126	...	21	...	7	106	672	67	54	
CUBAN UNION CONFERENCE																											
33 Central Conference	15	48	...	1	30	94	...	47	
34 Del Amanecer Conference	14	17	...	20	11	62	
35 East Conference	11	10	...	10	9	40	
36 Pinarena Mission	20	25	...	12	13	70	
37 West Conference	7	13	1	10	8	...	1	40	
Totals	27	33	...	17	11	...	7	95	
DOMINICAN UNION CONFERENCE																											
39 Central Dominican Conference	11	360	...	10	301	...	347	521	...	1,550	...	202	
40 East Dominican Conference	40	13	...	22	1	...	31	6	...	113	4	...	
41 North Dominican Conference	21	7	...	16	1	45	2	...	
42 Northeast Dominican Conference	20	10	...	6	24	2	...	62	2	...	
43 South Dominican Conference	18	9	...	7	1	...	1	2	...	38	1	...	
44 Southeast Dominican Conference	9	3	...	6	3	...	1	1	...	23	1	...	
Totals	33	9	...	18	7	...	6	3	...	76	1	...	
DUTCH CARIBBEAN UNION MISSION																											
46 Aruba Mission	2	2	4	...	7
47 Bonaire Mission	1	1	...	3	1	1	1	8	
48 Curacao Conference	1	1	1	3	
Totals	11	7	...	2	...	3	2	25	
EAST VENEZUELA UNION MISSION																											
49 Central East Venezuela Conference	5	8	3	...	7	23	...	9	
50 Central Llanos Venezuela Mission	6	2	...	8	4	...	21	11	...	52	
Totals	3	1	...	9	1	...	24	38	

Conference or Mission	Denominational Employees														Total Active Employees	Literature Evangelists (Self-employed)	Honorary/Emeritus Credentialed Employees												
	22a		22b		23a		23b		24		25a		25b					26a		26b		27		29			30	28	31
	Ministerial Credential	Commissioned Minister Credential	Commissioned Ministry of Teaching Credential		Administrative Ministries Credential		Missionary Credential		Ministerial License	Commissioned Minister License	Commissioned Ministry of Teaching License		Administrative Ministries License					Missionary License		All Other Employees Including Part Time and Casual			FT	PT	C				

INTER-AMERICAN DIVISION (CONT'D)

EAST VENEZUELA UNION MISSION (CONT'D)																											
53 Central Venezuela Conference	7	7	...	16	12	...	52	33	...	127	
54 East Venezuela Conference	6	5	...	6	5	...	68	18	...	108	
55 Northeast Venezuela Mission	3	2	...	6	2	...	31	...	14	58	
56 South Bolivar Venezuela Mission	5	1	...	13	6	...	25	50	
57 South Central Venezuela Conference	8	4	...	9	3	...	26	18	...	68	
58 Southeast Venezuela Conference	7	3	...	8	5	...	103	126	1	...	
Totals	50	33	...	75	41	...	357	80	14	650	1	9	
EL SALVADOR UNION MISSION																											
59 Central El Salvador Conference	6	10	...	9	12	...	33	3	...	118	
61 East El Salvador Conference	12	4	...	14	4	...	50	104	
62 Metropolitan El Salvador Conference	12	2	...	6	5	...	21	85	
63 Paracentral El Salvador Conference	7	3	...	10	3	...	12	54	1	...	
64 West El Salvador Conference	7	3	...	12	6	...	2	70	12	...	
Totals	46	95	...	2	...	28	...	51	69	29	1	121	3	...	445	13	16	
FRENCH ANTILLES-GUIANA UNION CONF.																											
65 French Guiana Mission	5	...	3	6	4	2	20	...	126	
67 Guadeloupe Conference	13	51	...	14	9	...	4	1	...	92	
68 Martinique Conference	17	22	...	13	29	3	...	84	
Totals	41	...	3	85	...	29	15	2	34	6	...	215	...	126	
GUATEMALA UNION MISSION																											
69 Altiplano Guatemala Mission	6	3	...	7	6	...	54	11	...	87	
71 Central Guatemala Conference	6	3	...	5	1	...	41	2	...	58	
72 East Guatemala Mission	3	2	...	7	...	1	75	6	...	95	8	...	
73 Lago Guatemala Mission	4	2	...	5	33	44	
74 Metropolitan Guatemala Conference	10	1	...	5	4	...	55	...	8	85	
75 North Guatemala Mission	8	1	5	...	1	4	...	58	78	17	...	
76 South Guatemala Mission	8	4	...	9	60	6	3	91	
77 West Guatemala Conference	14	3	...	1	...	3	...	3	3	1	...	51	79	14	...	
Totals	63	4	...	6	...	23	...	46	...	1	4	20	...	432	25	11	635	39	57	
HAITIAN UNION MISSION																											
78 Central Haiti Conference	21	21	...	16	8	...	81	240	8	395	62	...	
80 North Haiti Mission	23	7	...	13	7	...	284	334	1	...	
81 Northwest Haiti Mission	28	15	...	20	6	...	403	302	...	774	52	...	
82 Plaine du cul de Sac Mission	35	60	...	12	17	481	...	605	70	...	
83 South Haiti Mission	24	10	...	18	13	...	43	239	26	373	80	...	
Totals	148	215	...	90	137	96	892	1,421	116	3,115	265	...	
HONDURAS UNION MISSION																											
84 Atlantic Honduras Conference	6	2	...	1	...	4	...	9	2	...	56	80	1	...	
86 Bay Islands Conference	4	...	1	...	30	...	2	...	3	...	4	6	82	13	1	146	
87 Central Honduras Conference	15	18	...	4	...	3	...	9	2	...	2	2	...	97	152	5	...	
88 Comayagua Mission	6	...	2	...	10	...	1	...	6	...	5	5	...	45	80	
89 Northwest Honduras Conference	10	...	1	...	11	...	2	...	7	...	16	2	2	...	83	134	6	...	
Totals	44	...	4	...	72	...	11	...	28	...	43	10	...	2	13	...	365	13	1	606	12	55	
INTER-OCEANIC MEXICAN UNION CONF.																											
90 Alpine Mission	15	...	3	...	3	...	1	...	2	...	6	4	...	45	79	59	...	
92 Central Veracruz Mission	13	...	1	1	...	1	3	...	8	2	...	1	30	3	...	
93 Chontalpa Mission	15	...	3	...	6	7	...	5	8	44	

Conference or Mission	Denominational Employees																			Total Active Employees	Literature Evangelists (Self-employed)	Honorary/Emeritus Credentialed Employees							
	22a		22b		23a		23b		24		25a		25b		26a		26b		27				29			30	28	31	
	Ministerial Credential	Commissioned Minister Credential	Commissioned Ministry of Teaching Credential	Administrative Ministries Credential	Missionary Credential	Ministerial License	Commissioned Minister License	Commissioned Ministry of Teaching License	Administrative Ministries License	Missionary License	All Other Employees Including Part Time and Casual	FT	PT	C															

INTER-AMERICAN DIVISION (CONT'D)

INTER-OCEANIC MEXICAN UNION CONF (CONT'D)																										
94	Isthmus Conference	14	...	1	8	...	14	1	2	...	46	86	17	...
95	Los Tuxtlas Mission	16	...	1	...	6	5	...	15	5	48	6	...	
96	North Veracruz Conference	9	2	...	1	...	4	...	13	1	5	35	12	...	
97	Oaxaca Conference	19	...	1	...	4	7	...	14	1	2	6	54	2	...	
98	Olmecca Conference	15	...	2	...	2	8	...	7	5	...	88	20	...	147	15	...	
99	South Pacific Conference	18	...	1	...	5	3	...	10	2	3	7	49	10	...	
100	South Veracruz Conference	20	...	2	...	9	10	...	12	2	4	...	115	174	7	...	
101	Southeast Veracruz Mexican Conference	18	...	1	...	5	3	...	8	...	1	6	...	2	44	15	...	
Totals		179	...	22	1	43	...	2	73	...	112	...	1	6	6	59	...	297	20	...	821	146	41	
JAMAICA UNION CONFERENCE																										
102	JAMAICA UNION CONFERENCE	16	...	3	318	282	...	309	9	...	937	...	230	
103	Central Jamaica Conference	51	65	...	14	12	...	55	197	127	...	
104	East Jamaica Conference	39	70	...	9	3	...	8	129	23	...	
105	North East Jamaica Conference	11	33	...	8	22	...	22	96	20	...	
106	North Jamaica Conference	11	18	...	11	8	...	24	72	39	...	
107	West Jamaica Conference	41	...	1	81	...	22	26	...	3	174	58	...	
Totals		169	...	4	585	...	64	353	...	421	9	...	1,605	267	230	
NORTH COLOMBIAN UNION CONFERENCE																										
108	NORTH COLOMBIAN UNION CONFERENCE	20	42	...	3	15	...	366	120	42	608	...	48	
109	Atlantic Colombian Conference	21	5	...	4	31	61		
110	Caribbean Colombian Conference	17	3	...	12	8	22	...	62		
111	Colombian Islands Mission	2	2	...	2	9	16	1	32		
112	East Central Colombian Conference	16	22	...	13	63	114		
113	East Colombian Conference	30	9	...	9	7	...	103	158	
114	Northeast Colombian Conference	25	2	...	12	6	...	104	149	
115	Southwest Colombian Mission	10	3	...	4	67	1	...	85		
116	West Central Colombian Conference	17	4	...	12	2	...	101	15	...	151	
Totals		158	92	...	71	30	...	852	174	43	1,420	...	48	
NORTH MEXICAN UNION CONFERENCE																										
117	NORTH MEXICAN UNION CONFERENCE	14	93	...	3	31	...	26	2	4	173	...	202	
118	Baja California Conference	22	54	...	12	50	...	7	1	...	146	83	...	
119	Chihuahua Mexican Conference	18	13	...	6	27	2	66	36	...	
120	Gulf Mexican Conference	11	43	...	10	29	...	3	...	2	98	26	...	
121	North Tamaulipas Mexican Conference	15	20	1	7	23	...	1	...	1	68	10	...	
122	Northeast Mexican Conference	24	66	...	9	26	13	138	40	...	
123	Northwest Mexican Mission	7	18	...	8	22	...	2	...	2	59	13	...	
124	Regiomontana Mission	18	19	...	6	28	1	72	48	...	
125	Sinaloa Mexican Conference	12	86	...	13	45	...	27	183	25	...	
126	Sonora Mexican Conference	11	57	...	15	35	1	12	1	...	132	25	...	
127	South Baja California Mission	2	2	...	7	5	...	1	...	1	18	3	...	
128	West Mexican Conference	9	11	...	13	29	1	11	2	...	76	15	...	
Totals		163	482	1	109	350	5	90	6	23	1,229	324	202	
PANAMA UNION MISSION																										
129	PANAMA UNION MISSION	4	1	7	4	...	2	18	
130	Atlantic Panama Conference	5	20	...	3	...	10	...	3	4	7	...	5	57	12	...	
131	Bocas del Toro Mission	3	...	2	...	13	1	...	7	7	...	2	...	4	...	13	52	6	...	
132	Central Panama Conference	11	10	5	...	4	...	2	...	3	11	46	18	...	
133	Metropolitan Panama Conference	10	19	14	...	7	3	9	62	4	...	
134	Southeast Panama Mission	3	8	...	1	...	2	...	6	...	2	2	...	1	25	5	...	
135	West Panama Conference	15	90	13	...	12	54	13	197	42	...	
Totals		51	...	2	...	161	...	4	52	...	39	...	4	...	71	...	2	...	50	...	21	...	457	87	...	

Conference or Mission	Denominational Employees														Total Active Employees	Literature Evangelists (Self-employed)	Honorary/Emeritus Credentialed Employees													
	22a		22b		23a		23b		24		25a		25b					26a		26b		27			29			30	28	31
	Ministerial Credential	Commissioned Minister Credential	Commissioned Ministry of Teaching Credential	Administrative Ministries Credential	Missionary Credential	Ministerial License	Commissioned Minister License	Commissioned Ministry of Teaching License	Administrative Ministries License	Missionary License	All Other Employees Including Part Time and Casual	FT	PT	C																

INTER-AMERICAN DIVISION (CONT'D)

136	PUERTO RICAN UNION CONFERENCE	13	...	3	...	22	46	...	1	4	10	...	656	755	...	56
137	East Puerto Rico Conference	38	...	5	...	67	...	4	...	40	...	12	21	3	...	21	15	2	228	3	...
138	North Puerto Rico Conference	16	...	1	...	21	8	...	1	6	2	55
139	South Puerto Rico Conference	11	...	1	...	14	4	2	2	3	...	1	...	38
140	West Puerto Rico Conference	30	43	43	...	16	10	9	...	26	62	15	254
	Totals	108	...	10	...	167	...	4	...	141	2	30	41	26	3	703	78	17	1,330	3	56
141	SOUTH CENTRAL AMERICAN UNION MISS	4	12	16
142	Caribbean Costa Rica Mission	9	9	5	...	7	4	...	2	36
143	Central Nicaragua Mission	7	32	11	...	12	83	6	151
144	North Costa Rica Mission	16	3	...	7	1	27
145	Northwestern Nicaragua Mission	8	1	...	7	13	...	135	164
146	South Atlantic Nicaragua Mission	2	16	2	...	11	15	2	48
147	South-Central Costa Rica Conference	12	17	8	...	10	2	49
	Totals	58	74	42	...	54	98	28	...	137	491
148	SOUTH COLOMBIAN UNION CONFERENCE	5	3	2	1	8	19
149	Central Colombian Conference	8	1	...	9	2	1	24	4	...	49
150	East Los Llanos Conference	17	1	...	6	3	2	...	62	91
151	Northwestern Bogota and Boyaca Mission	8	1	...	2	1	...	20	32
152	Pacific Colombian Conference	18	8	...	4	2	...	73	4	1	110
153	South Andean Mission	10	5	...	1	1	28	45
154	South Bogota Conference	11	4	...	6	3	...	27	51
155	South Colombian Conference	17	2	...	11	3	...	33	1	...	67
156	South Pacific Mission	9	1	...	1	3	...	38	52
157	Upper Magdalena Conference	15	3	...	8	1	...	29	1	...	57
	Totals	118	29	...	48	3	19	3	342	10	1	573
158	SOUTHEAST MEXICAN UNION MISSION	6	157	70	233	...	5
159	Campeche Mission	9	12	...	14	93	128	3	...
160	Central Tabasco Conference	23	23	...	14	77	137	4	...
161	East Tabasco Mission	10	20	...	8	7	45	1	...
162	Mayab Conference	13	9	...	13	54	89	3	...
163	North Quintana Roo Conference	24	44	...	10	42	120
164	South Quintana Roo Mission	11	7	...	9	32	59	8	...
165	South Tabasco Conference	10	24	...	14	32	80	4	...
	Totals	106	296	...	82	407	891	23	5
166	WEST VENEZUELA UNION MISSION	18	42	...	2	9	...	231	40	3	345	...	13
167	Central Andean Venezuela Mission	6	3	...	5	2	...	18	1	...	35
168	East Andean Venezuela Mission	8	2	...	2	3	...	26	9	...	50
169	North Central Venezuela Conference	8	2	...	5	3	1	28	12	...	59
170	Northwestern Venezuela Mission	6	3	2	5	24	12	4	56
171	Portuguese Venezuela Mission	8	1	...	7	2	...	61	29	...	108
172	Southwest Venezuela Conference	12	6	...	15	4	...	81	37	...	155
173	West Central Venezuela Conference	16	10	...	9	1	...	81	27	...	144
174	West Los Llanos Venezuela Conference	7	3	...	9	2	...	33	2	1	57
175	West Venezuela Conference	7	6	...	10	9	...	56	27	...	115
176	Yaracuy Venezuela Mission	8	2	...	7	6	1	45	8	...	77
	Totals	104	80	2	76	41	2	684	204	8	1,201	...	13
177	INTER-AMERICAN DIVISION	46	...	18	...	110	252	...	8	55	...	1	...	145	...	556	86	50	1,327	...	72
178	Atlantic Caribbean Union Mission	32	...	2	...	35	...	1	...	24	...	10	31	...	1	...	33	...	64	9	...	242	...	30
179	Belize Union of Churches Mission	16	220	8	100	3	...	50	397	19	9

Conference or Mission	Denominational Employees																				Total Active Employees	Literature Evangelists (Self-employed)	Honorary/Emeritus Credentialed Employees						
	22a		22b		23a		23b		24		25a		25b		26a		26b		27					29			30	28	31
	Ministerial Credential	Commissioned Minister Credential	Commissioned Ministry of Teaching Credential	Administrative Ministries Credential	Missionary Credential	Ministerial License	Commissioned Minister License	Commissioned Ministry of Teaching License	Administrative Ministries License	Missionary License	All Other Employees Including Part Time and Casual	FT	PT	C															

INTER-AMERICAN DIVISION (CONT'D)

180 Caribbean Union Conference	221	...	23	...	265	...	40	...	394	...	113	...	12	...	63	...	2	...	135	1	177	9	2	1,457	65	289
181 Central Mexican Union Mission	64	66	...	37	58	...	56	...	10	291	223	33
182 Chiapas Mexican Union Conference	188	42	...	6	...	176	...	126	...	21	...	7	106	672	67	54
183 Cuban Union Conference	94	146	1	70	82	...	8	401	...	47
184 Dominican Union Conference	152	411	...	85	313	...	411	535	...	1,907	11	202
185 Dutch Caribbean Union Mission	15	10	...	6	...	3	1	1	1	2	1	40	...	7
186 East Venezuela Union Mission	50	33	...	75	41	...	357	80	14	650	1	9
187 El Salvador Union Mission	46	95	...	2	...	28	...	51	69	29	1	121	3	...	445	13	16
188 French Antilles-Guiana Union Conference	41	...	3	85	...	29	15	2	34	6	...	215	...	126
189 Guatemala Union Mission	63	4	...	6	...	23	...	46	...	1	...	4	20	...	432	25	11	635	39	57
190 Haitian Union Mission	148	215	...	90	137	96	892	1,421	116	3,115	265	...
191 Honduras Union Mission	44	...	4	...	72	...	11	...	28	...	43	10	...	2	...	13	...	365	13	1	606	12	55
192 Inter-Oceanic Mexican Union Conference	179	...	22	1	43	...	2	...	73	...	112	...	1	6	6	59	...	297	20	...	821	146	41
193 Jamaica Union Conference	169	...	4	585	...	64	353	...	421	9	...	1,605	267	230
194 North Colombian Union Conference	158	92	...	71	30	...	852	174	43	1,420	...	48
195 North Mexican Union Conference	163	482	1	109	350	5	90	6	23	1,229	324	202
196 Panama Union Mission	51	...	2	...	161	...	4	...	52	...	39	...	4	...	71	...	2	...	50	...	21	457	87	...
197 Puerto Rican Conference	108	...	10	...	167	...	4	...	141	2	30	41	26	3	703	78	17	1,330	3	56
198 South Central American Union Mission	58	74	42	...	54	98	28	...	137	491
199 South Colombian Union Conference	118	29	...	48	3	19	3	342	10	1	573
200 Southeast Mexican Union Mission	106	296	...	82	407	891	23	5
201 West Venezuela Union Mission	104	80	2	76	41	2	684	204	8	1,201	...	13
DIVISION TOTALS	2,434	...	88	1	1,288	...	76	...	3,763	6	1,482	...	42	6	558	...	8	...	2,494	114	7,071	2,690	297	22,418	1,565	1,601

INTER-EUROPEAN DIVISION

1 AUSTRIAN UNION OF CHURCHES CONF.	31	4	3	5	...	1	2	54	335	33	468	17	16	
2 BULGARIAN UNION OF CHURCHES CONF.	50	9	...	8	35	102	...	18
3 CZECHO-SLOVAKIAN UNION CONF	10	...	3	4	9	26	...	47	
4 Bohemian Conference	27	...	2	11	...	6	13	59	8	...	
5 Moravia-Silesian Conference	31	5	29	65	7	...	
6 Slovakian Conference	17	7	...	1	5	30	17	...	
Totals	85	...	5	23	...	11	56	180	32	47	
7 FRANCO-BELGIAN UNION CONFERENCE	8	4	...	1	2	15	...	89	
8 Belgian-Luxembourg Conference	5	...	2	1	...	1	...	1	2	...	1	13	
9 North France Conference	33	8	...	12	1	6	60	
10 South France Conference	25	5	...	6	...	1	1	38	
Totals	71	...	2	18	...	20	...	2	3	...	10	126	...	89	
11 ITALIAN UNION OF CHURCHES CONF	44	...	11	1	3	44	14	15	...	3	14	4	153	3	75
12 NORTH GERMAN UNION CONFERENCE	11	17	10	15	12	4	69	...	179
13 Berlin-Central German Conference	49	7	7	13	11	2	1	1	32	...	123
14 Hansa Conference	20	1	3	1	1	...	7	33
15 Lower Saxonian Conference	25	5	...	4	4	...	1	2	2	43
16 Northern Rhenish-Westfalian Conference	36	5	...	5	2	...	2	1	...	51
Totals	141	30	25	23	11	24	13	11	35	6	319	...	179
17 PORTUGUESE UN OF CHURCHES CONF.	31	...	12	...	16	...	10	9	...	7	...	8	...	3	22	118	28	44

Conference or Mission	Denominational Employees																		Total Active Employees	Literature Evangelists (Self-employed)	Honorary/Emeritus Credentialed Employees								
	22a		22b		23a		23b		24		25a		25b		26a		26b					27		29			30	28	31
	Ministerial Credential	Commissioned Minister Credential	Commissioned Ministry of Teaching Credential	Administrative Ministries Credential	Missionary Credential	Ministerial License	Commissioned Minister License	Commissioned Ministry of Teaching License	Administrative Ministries License	Missionary License	All Other Employees Including Part Time and Casual	FT	PT	C															

INTER-EUROPEAN DIVISION (CONT'D)

18 ROMANIAN UNION CONFERENCE	39	6	...	3	...	148	3	80	...	37	316	121	84		
19 Banat Conference	35	5	3	2	3	4	52		
20 Moldavia Conference	59	8	9	4	6	1	87		
21 Muntania Conference	85	12	5	4	5	3	114		
22 North Transylvania Conference	34	5	5	4	1	49		
23 Oltenia Conference	48	9	3	2	1	63		
24 South Transylvania Conference	39	6	5	5	2	3	60		
Totals	339	6	...	3	...	193	...	30	...	19	...	3	99	...	49	741	121	84	
25 SOUTH GERMAN UNION CONFERENCE	6	2	8	2	11	7	2	6	3	7	54	...	104		
26 Baden-Wuerttemberg Conference	35	2	5	...	5	8	2	2	1	1	17	6	37	3	3	6	...	1	4	8	146	
27 Bavarian Conference	17	1	4	...	1	3	...	13	1	2	1	43		
28 Central Rhenish Conference	26	4	...	1	1	5	1	2	7	47		
Totals	78	3	15	2	6	8	14	4	16	9	35	...	2	...	6	37	3	3	13	5	2	6	23	290	...	104
29 SPANISH UNION OF CHURCHES CONF	51	...	15	2	46	24	...	19	...	6	...	6	10	11	1	100	94	49	434	...	83
30 SWISS UNION CONFERENCE	35	
31 French-Italian Swiss Conference	10	2	1	...	1	3	3	1	...	3	4	2	30	
32 German Swiss Conference	17	...	2	...	1	2	2	11	4	1	...	1	...	1	2	7	53	21	...	
Totals	27	2	2	...	1	2	1	...	3	14	7	1	...	3	1	...	1	...	1	6	4	7	...	83	21	35
33 INTER-EUROPEAN DIVISION	38	2	11	2	5	1	12	3	87	43	3	5	6	3	...	1	1	...	6	3	50	17	13	312
34 Austrian Union of Churches Conference	31	4	3	5	...	1	2	54	335	33	468	17	16
35 Bulgarian Union of Churches Conference	50	9	...	8	35	102	...	18
36 Czecho-Slovakian Union Conference	85	...	5	23	...	11	56	180	32	47
37 Franco-Belgian Union Conference	71	...	2	18	...	20	...	2	3	10	126	...	89
38 Italian Union of Churches Conference	44	...	11	1	3	44	14	15	...	3	14	4	153	3	75	
39 North German Union Conference	141	30	25	23	11	24	13	11	35	6	319	...	179	
40 Portuguese Union of Churches Conference	31	...	12	...	16	...	10	9	...	7	...	8	...	3	22	118	28	44
41 Romanian Union Conference	339	6	...	3	...	193	...	30	...	19	...	3	99	...	49	741	121	84	
42 South German Union Conference	78	3	15	2	6	8	14	4	16	9	35	...	2	...	6	37	3	3	13	5	2	6	23	290	...	104
43 Spanish Union of Churches Conference	51	...	15	2	46	24	...	19	...	6	...	6	10	11	1	100	94	49	434	...	83
44 Swiss Union Conference	27	2	2	...	1	2	1	...	3	14	7	1	...	3	1	...	1	...	1	6	4	7	...	83	21	35
DIVISION TOTALS	986	11	76	7	83	11	40	7	424	105	197	17	57	8	24	48	11	3	178	32	383	494	124	3,326	222	774

NORTH AMERICAN DIVISION

1 ATLANTIC UNION CONFERENCE	8	2	6	1	...	5	2	1	25	...	203		
2 Atlantic Union Conference Institutions	1	1	...	3	5		
3 Bermuda Conference	8	11	9	1	...	3	6	...	22	3	...	63		
4 Greater New York Conference	81	...	1	...	20	3	15	...	23	...	8	2	...	46	2	...	49	250	63	...		
5 New York Conference	13	9	...	2	...	4	1	13	10	7	2	61		
6 Northeastern Conference	128	...	1	...	69	...	1	...	40	...	12	13	...	39	5	...	20	15	159	502		
7 Northern New England Conference	16	1	1	...	17	...	4	...	1	1	7	5	...	2	2	...	16	37	9	119		
8 Southern New England Conference	52	2	1	...	29	...	5	...	18	...	11	5	7	130		
Totals	306	3	5	...	157	3	28	...	104	2	51	20	1	...	105	...	1	...	34	2	107	57	169	1,155	63	203
9 CANADA, SDA CHURCH IN	3	...	8	10	8	29	...	70		
10 SDA Church in Canada Institutions	5	...	18	...	48	2	57	2	7	...	13	1	...	40	6	2	3	1	205	
11 Alberta Conference	52	...	6	...	55	19	...	15	22	1	...	3	...	225	29	40	467		
12 British Columbia Conference	37	5	13	...	48	10	16	1	16	1	...	17	1	...	9	...	135	241	...	550		
13 Manitoba-Saskatchewan Conference	17	8	3	...	1	...	2	...	9	2	1	147	314	144	648		
14 Maritime Conference of the SDA Church, Inc.	5	...	2	...	2	2	...	1	...	5	...	2	1	...	2	22		
15 Ontario Conference	109	1	9	...	33	2	24	3	30	31	12	...	2	...	2	4	310	27	3	602

Conference or Mission	Denominational Employees																									
	22a		22b		23a		23b		24		25a		25b		26a		26b		27		29			30	28	31
	Ministerial Credential		Commissioned Minister Credential		Commissioned Ministry of Teaching Credential		Administrative Ministries Credential		Missionary Credential		Ministerial License		Commissioned Minister License		Commissioned Ministry of Teaching License		Administrative Ministries License		Missionary License		All Other Employees Including Part Time and Casual			Total Active Employees	Literature Evangelists (Self-employed)	Honorary/Emeritus Credentialed Employees
FT	PT	FT	PT	FT	PT	FT	PT	FT	PT	FT	PT	FT	PT	FT	PT	FT	PT	FT	PT	FT	PT	C				

NORTH AMERICAN DIVISION (CONT'D)

CANADA, SDA CHURCH IN (CONT'D)																											
16	Quebec Conference	23	6	1	2	9	4	8	...	3	2	4	6	2	70
17	SDA Church in Newfoundland and Labrador	1	...	1	4	...	2	4	1	13
Totals		252	12	58	2	203	18	143	6	68	1	14	...	96	19	2	...	75	14	821	614	188	2,606	...	70
18	COLUMBIA UNION CONFERENCE	4	...	5	...	5	...	1	...	17	8	2	42	...	203
19	Columbia Union Conference Institutions	23	3	3	...	35	...	19	...	58	...	2	13	13	...	14,791	1,442	2,196	18,598
20	Allegheny East Conference	93	1	27	...	6	...	17	...	9	33	...	1	...	9	1	7	82	...	286
21	Allegheny West Conference	28	6	11	...	1	...	4	1	4	13	...	3	6	2	6	2	11	98
22	Chesapeake Conference	51	2	6	...	25	2	5	...	20	12	9	1	5	...	28	1	1	...	17	59	42	99	172	557
23	Mountain View Conference	8	2	...	1	...	4	...	11	2	2	...	7	37
24	New Jersey Conference of SDA, Inc.	41	12	...	1	...	9	...	9	1	...	1	...	1	...	12	...	25	67	...	179
25	Ohio Conference	41	3	16	...	7	...	4	...	14	3	5	3	25	1	1	...	8	...	10	66	93	300
26	Pennsylvania Conference	36	1	30	...	2	...	17	...	5	7	...	5	...	20	...	1	118	24	266
27	Potomac Conference	77	83	...	17	...	18	...	27	32	...	8	...	8	...	103	190	123	686
Totals		402	15	14	1	246	2	60	...	168	13	90	18	10	3	144	2	17	...	103	62	14,992	2,066	2,621	21,049	...	203
28	LAKE UNION CONFERENCE	5	7	...	6	3	2	4	27	...	107
29	Lake Union Conference Institutions	2,872	2,872
30	Illinois Conference	41	...	3	...	33	...	3	1	10	2	...	6	3	5	1	1	95	23	227
31	Indiana Conference	28	2	1	...	23	...	5	...	9	4	6	5	...	1	...	2	2	15	94	2	199
32	Lake Region Conference	47	...	1	...	4	...	2	...	7	...	14	...	1	...	5	...	3	...	3	...	2	89
33	Michigan Conference	89	3	46	1	11	6	21	9	16	2	1	...	23	3	5	2	21	7	41	376	...	683	4	...
34	Wisconsin Conference	17	17	...	6	1	15	...	8	10	9	...	6	89
Totals		227	5	5	...	123	1	34	8	68	13	44	2	4	...	49	6	9	2	43	12	2,937	565	29	4,186	4	107
35	MID-AMERICA UNION CONFERENCE	4	1	...	4	...	4	4	17	...	135
36	Mid-America Union Conference Institutions	7	1	45	2	1	...	65	10	7	1	47	8	8,150	84	...	8,428
37	Central States Conference	18	3	...	6	...	2	...	6	2	2	37	76
38	Dakota Conference	20	1	10	...	1	...	6	...	6	3	6	...	2	...	4	...	5	64
39	Iowa-Missouri Conference	32	1	21	...	2	...	20	...	11	1	10	...	2	3	...	103
40	Kansas-Nebraska Conference	38	24	...	6	...	11	...	19	24	...	3	...	5	1	10	121	5	267
41	Minnesota Conference	23	3	2	...	14	2	2	...	7	1	10	5	2	...	5	2	13	3	11	32	216	353
42	Rocky Mountain Conference	39	3	3	...	28	3	8	...	19	7	7	2	2	...	20	1	3	...	14	36	20	35	209	459
Totals		181	9	5	...	146	7	30	...	134	18	59	11	4	...	72	4	10	...	87	48	8,198	277	467	9,767	...	135
43	NORTH PACIFIC UNION CONFERENCE	9	8	1	9	5	2	2	1	37	...	264
44	North Pacific Union Conference Institutions	11	...	4	...	94	...	24	...	84	...	66	...	1	...	28	...	8	2,497	2,817
45	Alaska Conference	7	1	11	3	1	5	2	1	...	1	1	...	4	3	40
46	Idaho Conference of SDA, Inc.	17	22	...	5	...	14	...	3	3	10	...	3	82	10	169
47	Montana Conference	13	21	3	...	2	4	...	1	...	4	...	9	52	43	152
48	Oregon Conference	94	...	13	...	109	...	11	...	14	...	17	22	...	5	...	20	...	52	326	379	1,062
49	Upper Columbia Conference	58	1	2	...	62	...	20	...	21	1	13	...	1	...	39	...	3	...	24	13	17	275
50	Washington Conference	63	8	6	...	73	2	10	1	13	1	15	1	2	...	8	2	5	...	11	13	39	57	...	330
Totals		272	10	25	...	392	2	78	2	161	8	121	3	4	...	105	2	25	3	70	30	2,620	517	432	4,882	...	264
51	PACIFIC UNION CONFERENCE	11	...	2	...	2	...	8	...	8	2	13	2	48	7	436
52	Pacific Union Conference Institutions	13	...	3	...	153	5	1	...	245	35	30	2	10	32	...	22,687	35	...	23,251
53	Arizona Conference	44	...	2	...	19	...	6	...	11	...	11	14	12	130
54	Central California Conference of SDA	67	4	3	...	62	3	12	1	35	39	28	2	4	2	3	...	5	...	36	86	114	162	111	779
55	Hawaii Conference	18	22	9	...	1	6	...	1	...	10	67
56	Nevada-Utah Conference	18	3	16	1	1	...	1	...	15	2	1	...	2	...	5	...	18	60	...	143
57	Northern California Conference of SDA	122	...	1	...	262	6	16	...	73	13	7	25	...	44	3	6	...	154	96	...	828
58	Southeastern California Conference	151	1	16	5	29	...	169	...	24	...	4	1	43	...	189	186	88	906
59	Southern California Conference	121	1	81	...	4	...	30	...	41	3	15	...	3	...	24	...	20	21	...	364
Totals		565	9	27	5	617	15	77	1	581	89	157	9	19	3	74	...	55	3	181	88	23,182	560	199	26,516	7	436

Conference or Mission	Denominational Employees														Total Active Employees	Literature Evangelists (Self-employed)	Honorary/Emeritus Credentialed Employees														
	1		22a		22b		23a		23b		24		25a					25b		26a		26b		27		29			30	28	31
	Ministerial Credential	FT	PT	Commissioned Minister Credential	FT	PT	Commissioned Ministry of Teaching Credential	FT	PT	Administrative Ministries Credential	FT	PT	Missionary Credential	FT				PT	Ministerial License	FT	PT	Commissioned Minister License	FT	PT	Commissioned Ministry of Teaching License	FT	PT	Administrative Ministries License	FT	PT	Missionary License

NORTH AMERICAN DIVISION (CONT'D)

60 SOUTHERN UNION CONFERENCE	17	1	2	10	1	17	1	8	...	8	2	...	1	8	76	...	575				
61 Southern Union Conference Institutions	22	...	1	...	121	...	30	...	184	10	...	5	...	104	...	47,942	50	310	48,779			
62 Carolina Conference	80	5	1	...	37	...	13	...	16	3	17	...	4	3	6	...	5	...	24	...	29	222	...	465	14	...	
63 Florida Conference	198	...	14	...	142	...	30	...	32	...	40	...	10	...	111	...	24	...	43	...	67	621	...	1,332	
64 Georgia-Cumberland Conference	119	...	4	...	132	...	26	...	32	...	25	26	...	6	...	32	...	55	318	167	942	
65 Gulf States Conference	26	29	...	3	...	2	...	18	13	13	...	18	72	65	259	1	...	
66 Kentucky-Tennessee Conference	40	...	2	1	29	20	...	10	...	1	...	5	21	8	150	287	
67 South Atlantic Conference	81	...	1	...	28	12	4	...	12	...	8	14	...	4	...	3	...	35	22	2	226	
68 South Central Conference	79	6	3	...	40	...	3	6	11	...	16	5	10	...	5	1	4	87	276	
69 Southeastern Conference	83	65	16	...	15	9	...	146	334	
Totals	745	12	27	2	623	12	119	7	342	4	149	...	15	8	195	...	57	1	240	2	48,313	1,314	789	52,976	15	575	
70 SOUTHWESTERN UNION CONFERENCE	5	1	2	...	2	7	1	1	...	9	2	3	33	...	141	
71 Southwestern Union Conference Institutions	5	1	2	...	21	...	11	...	21	18	...	2,167	14	...	2,260	
72 Arkansas-Louisiana Conference	37	1	1	...	17	...	1	...	7	...	7	6	...	44	22	39	182	
73 Oklahoma Conference	24	8	...	2	...	6	...	12	6	3	2	8	71	
74 Southwest Region Conference	52	1	1	...	12	9	1	5	4	3	...	6	5	...	99	
75 Texas Conference	152	5	1	...	135	...	12	...	25	...	13	...	1	1	...	65	703	124	1,237	
76 Texico Conference	20	...	2	...	4	7	...	9	3	5	6	5	15	50	1	127	
Totals	295	9	9	...	199	...	26	...	82	2	46	3	1	...	15	...	1	...	102	7	2,249	796	167	4,009	...	141	
77 ATTACHED FIELD																											
78 Guam-Micronesia Mission	11	5	...	93	6	11	103	11	130	26	8	404	...	10	
79 NORTH AMERICAN DIVISION	272	2	29	1	58	...	84	...	265	15	83	...	31	...	9	...	20	1	120	5	123	66	42	1,226	...	7	
80 Atlantic Union Conference	306	3	5	...	157	3	28	...	104	2	51	20	1	...	105	...	1	...	34	2	107	57	169	1,155	63	203	
81 Canada, SDA Church in	252	12	58	2	203	18	143	6	68	1	14	...	96	19	2	...	75	14	821	614	188	2,606	...	70	
82 Columbia Union Conference	402	15	14	1	246	2	60	...	168	13	90	18	10	3	144	2	17	...	103	62	14,992	2,066	2,621	21,049	...	203	
83 Lake Union Conference	227	5	5	...	123	1	34	8	68	13	44	2	4	...	49	6	9	2	43	12	2,937	565	29	4,186	4	107	
84 Mid-America Union Conference	181	9	5	...	146	7	30	...	134	18	59	11	4	...	72	4	10	...	87	48	8,198	277	467	9,767	...	135	
85 North Pacific Union Conference	272	10	25	...	392	2	78	2	161	8	121	3	4	...	105	2	25	3	70	30	2,620	517	432	4,882	...	264	
86 Pacific Union Conference	565	9	27	5	617	15	77	1	581	89	157	9	19	3	74	...	55	3	181	88	23,182	560	199	26,516	7	436	
87 Southern Union Conference	745	12	27	2	623	12	119	7	342	4	149	...	15	8	195	...	57	1	240	2	48,313	1,314	789	52,976	15	575	
88 Southwestern Union Conference	295	9	9	...	199	...	26	...	82	2	46	3	1	...	15	...	1	...	102	7	2,249	796	167	4,009	...	141	
89 Attached Field	11	5	...	93	6	11	103	11	130	26	8	404	...	10	
DIVISION TOTALS	3,528	86	204	11	2,764	60	541	18	2,141	176	879	67	103	14	864	33	197	10	1,158	281	103,672	6,858	5,111	128,776	89	2,151	

NORTHERN ASIA-PACIFIC DIVISION

1 JAPAN UNION CONFERENCE	20	110	336	...	3	11	107	...	989	879	...	2,455	...	72	
2 East Japan Conference	23	1	...	7	31	112	...	
3 Okinawa Mission	4	3	1	...	8	14	...
4 West Japan Conference	11	2	...	9	22	62	...	
Totals	58	110	339	...	22	11	107	...	989	880	...	2,516	188	72
5 KOREAN UNION CONFERENCE	79	...	1	129	...	1	829	...	1,199	2,238	...	398
6 East Central Korean Conference	199	...	5	53	...	21	143	...	46	467	25	...
7 Jeju Region	6	1	1	8
8 Midwest Korean Conference	104	28	...	20	38	...	18	208	10	...
9 North Korean Mission
10 Southeast Korean Conference	93	11	...	11	20	...	27	162	7	...
11 Southwest Korean Conference	65	...	1	16	...	15	39	...	19	155	8	...
12 West Central Korean Conference	194	...	3	46	...	27	69	...	10	349	24	...
Totals	740	...	10	283	...	96	1,138	...	1,320	3,587	74	398

Conference or Mission	Denominational Employees														Total Active Employees	Literature Evangelists (Self-employed)	Honorary/Emeritus Credentialed Employees													
	22a		22b		23a		23b		24		25a		25b					26a		26b		27			29			30	28	31
	Ministerial Credential	Commissioned Minister Credential	Commissioned Ministry of Teaching Credential	Administrative Ministries Credential	Missionary Credential	Ministerial License	Commissioned Minister License	Commissioned Ministry of Teaching License	Administrative Ministries License	Missionary License	All Other Employees Including Part Time and Casual	FT	PT	C																

NORTHERN ASIA-PACIFIC DIVISION (CONT'D)

13 ATTACHED FIELDS																										
14 Mongolia Mission	11	6	...	13	2	...	4	...	2	...	12	10	...	60	5	...
15 Taiwan Conference	49	3	...	34	32	1	2	121	34	...	
Totals	60	9	...	47	2	...	4	...	34	1	14	10	...	181	39	...	
16 NORTHERN ASIA-PACIFIC DIVISION	26	2	1	...	5	...	9	...	52	6	4	1	...	3	...	3	...	72	3	1,106	33	83	1,409	
17 Japan Union Conference	58	110	339	...	22	11	107	...	989	880	...	2,516	188	72	
18 Korean Union Conference	740	...	10	283	...	96	1,138	...	1,320	3,587	74	398		
19 Attached Fields	60	9	...	47	2	...	4	...	34	1	14	10	...	181	39	...	
DIVISION TOTALS	884	2	11	...	115	...	9	...	683	6	169	1	...	16	...	7	...	1,351	4	3,429	923	83	7,693	301	470	

Note -- Chinese Union Mission was removed from Northern Asia-Pacific Division and made an attached field of the General Conference.

SOUTH AMERICAN DIVISION

1 ARGENTINA UNION CONFERENCE	41	125	...	4	14	...	2,214	2,398	...	491
2 Buenos Aires Conference	27	9	...	12	2	...	271	321
3 Central Argentine Conference	42	10	...	14	5	...	444	515	29	...
4 Central West Argentine Mission	12	5	...	7	101	125	25	...
5 North Argentine Conference	37	20	...	12	7	...	912	988
6 North Buenos Aires Mission	22	9	...	8	2	...	239	280	10	...
7 Northwest Argentine Mission	11	4	...	10	1	...	131	157	35	...
8 South Argentine Conference	24	13	...	9	4	...	375	425	34	...
Totals	216	195	...	76	35	...	4,687	5,209	133	491
9 BOLIVIA UNION MISSION	18	12	...	4	8	...	399	441	...	45
10 Central Bolivia Mission	28	8	...	19	164	219	33	...
11 East Bolivia Mission	34	4	...	13	6	...	443	500	28	...
12 West Bolivia Mission	40	28	8	...	467	543	25	...
Totals	120	24	...	64	22	...	1,473	1,703	86	45
13 CENTRAL BRAZIL UNION CONFERENCE	52	160	...	14	54	...	2,380	2,660	...	36
14 Central Sao Paulo Conference	59	37	...	18	2	...	779	895	82	...
15 East Sao Paulo Conference	56	29	...	17	12	...	559	673	61	...
16 Sao Paulo Conference	78	38	...	27	27	...	1,564	1,734	78	...
17 Sao Paulo Valley Conference	52	25	...	13	12	...	736	838	40	...
18 South Sao Paulo Conference	70	52	...	5	7	...	1,186	1,320	41	...
19 Southeast Sao Paulo Conference	36	17	...	6	12	...	830	901	17	...
20 Southwest Sao Paulo Conference	57	23	...	13	4	...	505	602	36	...
21 West Sao Paulo Conference	57	32	...	6	7	...	813	915	63	...
Totals	517	413	...	119	137	...	9,352	10,538	418	36
22 CHILE UNION MISSION	20	31	...	5	17	...	1,114	1,187	...	200
23 Central Chile Mission	18	8	...	5	2	...	214	247
24 Central South Chile Conference	33	31	...	13	4	...	756	837	16	...
25 Metropolitan Chile Conference	24	15	...	9	4	...	211	263	8	...
26 North Chile Conference	23	9	...	6	3	...	448	489	11	...
27 Pacific Chile Mission	24	13	...	9	1	...	201	248	6	...
28 South Austral Chile Conference	23	25	...	13	4	...	556	621
29 South Metropolitan Chile Mission	18	8	...	6	1	...	261	294
Totals	183	140	...	66	36	...	3,761	4,186	41	200

Conference or Mission	Denominational Employees														27	29			30	28	31	
	22a		22b		23a		23b		24		25a		25b			26a		26b				
	Ministerial Credential	Commissioned Minister Credential	Commissioned Ministry of Teaching Credential	Administrative Ministries Credential	Missionary Credential	Ministerial License	Commissioned Minister License	Commissioned Ministry of Teaching License	Administrative Ministries License	Missionary License	All Other Employees Including Part Time and Casual			Total Active Employees		Literature Evange- lists (Self- employed)	Honorary/ Emeritus Cred- entialed Employees					
FT	PT	FT	PT	FT	PT	FT	PT	FT	PT	FT	PT	FT	PT	FT	PT	C						

SOUTH AMERICAN DIVISION (CONT'D)

30 EAST BRAZIL UNION MISSION	31	35	...	2	7	...	293	368	...	39
31 Bahia Conference	62	13	...	8	3	...	870	956	10	...
32 Central Bahia Conference	41	5	...	7	1	...	258	312	44	...
33 North Bahia Conference	32	5	...	10	137	184	6	...
34 Sergipe Mission	33	3	...	4	3	...	108	151	23	...
35 South Bahia Conference	53	3	...	7	5	...	298	366
36 Southwest Bahia Mission	36	4	...	19	6	...	287	352	18	...
Totals	288	68	...	57	25	...	2,251	2,689	101	39
37 ECUADOR UNION MISSION	6	8	5	...	160	179	...	25
38 North Ecuador Mission	33	3	...	11	1	...	250	298	31	...
39 South Ecuador Mission	29	2	...	10	156	197	37	...
Totals	68	13	...	21	6	...	566	674	68	25
40 NORTH BRAZIL UNION MISSION	21	36	...	2	5	...	1,797	1,861	...	12
41 Maranhao Conference	36	7	...	13	377	433	18	...
42 North Para Conference	35	3	...	15	4	...	353	410	15	...
43 Northeast Maranhao Mission	29	3	...	11	1	...	154	198	20	...
44 Para-Amapa Mission	35	1	...	10	2	...	392	440	27	...
45 South Maranhao Mission	34	3	...	15	3	...	209	264	11	...
46 South Para Conference	36	1	...	19	3	...	295	354	9	...
47 West Para Mission	22	5	...	25	3	...	241	296	13	...
Totals	248	59	...	110	21	...	3,818	4,256	113	12
48 NORTH PERU UNION MISSION	55	108	...	14	32	...	2,407	2,616	...	88
49 East Central Peru Conference	42	5	...	9	1	...	165	222
50 North Pacific Conference	56	3	...	16	3	...	69	147	10	...
51 North Peru Mission	42	4	...	18	2	...	179	245
52 Northeast Peru Mission	26	4	...	22	3	...	143	198	12	...
53 West Central Peru Mission	36	7	...	10	1	...	234	288	16	...
Totals	257	131	...	89	42	...	3,197	3,716	38	88
54 NORTHEAST BRAZIL UNION MISSION	9	4	...	1	13	...	144	171	21	19
55 Alagoas Mission	31	4	1	...	209	245	1	...
56 Ceara Conference	38	2	...	6	3	...	174	223	8	...
57 Central Pernambuco Conference	48	6	...	7	5	...	238	304	5	...
58 Northeast Brazil Mission	48	4	...	17	4	...	211	274	2	...
59 Pernambuco Conference	36	3	...	10	3	...	321	373	17	...
60 Piaui Mission	15	1	...	8	3	...	36	63
Totals	215	24	...	49	32	...	1,333	1,653	54	19
61 NORTHWEST BRAZIL UNION MISSION	9	20	...	1	3	...	279	312	...	14
62 Amazonas-Roraima Conference	60	5	...	17	7	...	485	574	15	...
63 Central Amazon Conference	36	5	...	20	8	...	418	487	17	...
64 South Rondonia Conference	34	4	...	7	5	...	164	214	6	...
65 West Amazon Conference	42	8	...	9	4	...	294	357	21	...
Totals	181	42	...	54	27	...	1,640	1,944	59	14
66 PARAGUAY UNION OF CHURCHES MISS	29	21	...	12	17	...	716	795	1	20
67 SOUTH BRAZIL UNION CONFERENCE	27	28	...	2	11	...	667	735	9	132
68 Central Parana Conference	45	11	...	14	9	...	722	801	13	...
69 Central Rio Grande do Sul Conference	45	11	...	11	2	...	702	771	17	...
70 North Parana Conference	47	8	...	6	2	...	421	484	16	...

Conference or Mission	Denominational Employees														Total Active Employees	Literature Evangelists (Self-employed)	Honorary/Emeritus Credentialed Employees													
	22a		22b		23a		23b		24		25a		25b					26a		26b		27			29			30	28	31
	Ministerial Credential	Commissioned Minister Credential	Commissioned Ministry of Teaching Credential	Administrative Ministries Credential	Missionary Credential	Ministerial License	Commissioned Minister License	Commissioned Ministry of Teaching License	Administrative Ministries License	Missionary License	All Other Employees Including Part Time and Casual			FT				PT	C											

SOUTH AMERICAN DIVISION (CONT'D)

SOUTH BRAZIL UNION CONFERENCE (CONT'D)																													
71 North Rio Grande do Sul Conference	45									10		9									2			422			488	20	
72 North Santa Catarina Conference	37									12		11									1			534			595	39	
73 Rio Grande do Sul Conference	43									17		9									3			667			739	9	
74 Santa Catarina Conference	48									10		8									2			667			735	18	
75 South Parana Conference	42									14		14									1			819			890	10	
76 West Parana Conference	34									10		5									2			391			442	22	
Totals	413									131		89									35			6,012			6,680	173	132
SOUTH PERU UNION MISSION																													
77 Central Andina Mission	18									44											23			1,969			2,054	13	12
78 Central Peru Conference	8									3		22									1			94			128		
79 Central South Peru Mission	37									8		3									3			176			227		
80 East Peru Mission	30									4		4									1			156			195		
81 Lake Titicaca Mission	15									4		23									2			191			235		
82 South Peru Mission	31									5		19									2			257			314		
83 Southeast Peru Mission	39									9		16									1			263			328		
Totals	194									83		106									33			3,358			3,774	13	12
SOUTHEAST BRAZIL UNION CONFERENCE																													
85 Central Minas Conference	16									49		4									7			2,503			2,579		79
86 East Minas Conference	62									11		14									3			226			316	9	
87 Espirito Santo Conference	33									7		6									1			207			254	11	
88 North Minas Mission	43									10		10									5			306			374	16	
89 Rio de Janeiro Conference	22									3		8									1			52			86	4	
90 Rio Fluminense Conference	36									7		3									6			583			635	18	
91 South Espirito Santo Conference	45									13		5									3			477			543	24	
92 South Minas Conference	44									4		9									3			229			289	19	
93 South Rio Conference	35									4		10									3			449			501	14	
Totals	47									10		15									5			492			569	8	
Totals	383									118		84									37			5,524			6,146	123	79
URUGUAY UNION OF CHURCHES MISSION																													
95 West Central Brazil Union Mission	24									9		5												173			211	22	2
WEST CENTRAL BRAZIL UNION MISSION																													
96 Central Brazil Conference	18									19		2									5			641			685		30
97 Central Planalto Conference	40									8		15									6			424			493	26	
98 East Mato Grosso Conference	55									17		14									5			985			1,076	32	
99 South Mato Grosso Conference	79									28		29									3			803			942		
100 Tocantins Mission	49									8		4									6			510			577		
Totals	22									5		9												348			384	21	
Totals	263									85		73									25			3,711			4,157	79	30
ATTACHED FIELD																													
102 Falkland Islands (Malvinas) Field Station	1																										1		
SOUTH AMERICAN DIVISION																													
104 Argentina Union Conference	84									226		5									85			2,832			3,232		
105 Bolivia Union Mission	216									195		76									35			4,687			5,209	133	491
106 Chile Union Mission	120									24		64									22			1,473			1,703	86	45
107 East Brazil Union Mission	517									413		119									137			9,352			10,538	418	36
108 East Brazil Union Mission	183									140		66									36			3,761			4,186	41	200
109 Ecuador Union Mission	288									68		57									25			2,251			2,689	101	39
110 North Brazil Union Mission	68									13		21									6			566			674	68	25
111 North Peru Union Mission	248									59		110									21			3,818			4,256	113	12
112 Northeast Brazil Union Mission	257									131		89									42			3,197			3,716	38	88
113 Northeast Brazil Union Mission	215									24		49									32			1,333			1,653	54	19

Conference or Mission		Denominational Employees																							
1	22a	22b		23a		23b		24		25a		25b		26a		26b		27		29			30	28	31
Conference or Mission	Ministerial Credential	Commissioned Minister Credential		Commissioned Ministry of Teaching Credential		Administrative Ministries Credential		Missionary Credential		Ministerial License		Commissioned Minister License		Commissioned Ministry of Teaching License		Administrative Ministries License		Missionary License		All Other Employees Including Part Time and Casual			Total Active Employees	Literature Evangelists (Self-employed)	Honorary/Emeritus Credentialed Employees
	FT	PT	FT	PT	FT	PT	FT	PT	FT	PT	FT	PT	FT	PT	FT	PT	FT	PT	FT	PT	C				

SOUTH AMERICAN DIVISION (CONT'D)

114 Northwest Brazil Union Mission	181	42	...	54	27	...	1,640	1,944	59	14
115 Paraguay Union of Churches Mission	29	21	...	12	17	...	716	795	1	20
116 South Brazil Union Conference	413	131	...	89	35	...	6,012	6,680	173	132
117 South Peru Union Mission	194	83	...	106	33	...	3,358	3,774	13	12
118 Southeast Brazil Union Conference	383	118	...	84	37	...	5,524	6,146	123	79
119 Uruguay Union of Churches Mission	24	9	...	5	173	211	22	2
120 West Central Brazil Union Mission	263	85	...	73	25	...	3,711	4,157	79	30
121 Attached Field	1	1
DIVISION TOTALS	3,684	1,782	...	1,079	615	...	54,404	61,564	1,522	1,244

SOUTH PACIFIC DIVISION

1 AUSTRALIAN UNION CONFERENCE	12	...	1	...	4	...	5	1	25	4	1	23	21	1	98	...	268	
2 Greater Sydney Conference	57	1	3	...	84	24	5	1	8	7	7	...	2	...	78	21	1	...	20	3	57	236	325	940
3 North New South Wales Conference	47	4	2	2	211	69	8	4	19	6	20	1	3	1	52	17	20	149	397	462	1,494
4 Northern Australian Conference	12	9	16	10	11	2	2	12	26	29	129	4	...
5 South Australian Conference	15	4	2	1	30	21	1	3	1	2	1	32	13	1	5	14	6	27	144	104	427
6 South New South Wales Conference	14	18	...	2	...	3	...	3	21	22	25	108
7 South Queensland Conference	56	2	1	1	114	30	6	...	34	2	6	1	46	14	3	...	6	7	146	292	345	1,112	21	...
8 Tasmanian Conference	6	2	21	41	31	101	4	...
9 Victorian Conference	47	6	3	2	146	49	5	1	5	3	8	...	5	3	34	11	1	1	6	5	71	344	315	1,071
10 Western Australian Conference	26	...	2	...	24	6	2	...	10	5	12	6	1	...	9	8	7	4	61	103	23	314	9	...
Totals	292	17	14	6	640	199	34	10	105	29	75	17	12	5	262	86	13	6	76	66	565	1,605	1,660	5,794	38	268
11 NEW ZEALAND PACIFIC UNION CONF	3	13	...	8	...	11	3	7	1	25	4	...	75	...	27
12 Cook Islands Mission	3	...	1	...	10	1	2	...	1	4	1	...	1	24
13 French Polynesia Mission	12	8	...	3	...	17	...	2	1	16	59	11	...
14 New Caledonia Mission	6	1	7
15 North New Zealand Conference	36	1	2	...	26	...	2	...	7	...	11	15	...	1	...	21	7	36	4	...	169
16 Pitcairn Field Station	1	1
17 South New Zealand Conference	9	1	...	1	10	...	1	...	3	2	2	...	1	...	2	1	5	12	...	50
Totals	70	2	3	1	67	1	14	...	41	2	16	...	1	...	21	...	1	...	28	13	83	20	1	385	11	27
18 PAPUA NEW GUINEA UNION MISSION	14	...	3	...	2	...	3	...	47	30	99	4	20
19 Bougainville Mission	12	1	...	1	...	3	...	26	116	2	...	4	165	22	...
20 Central Papua Conference	49	132	...	1	...	34	...	60	68	20	364	79	...
21 Eastern Highlands Simbu Mission	68	...	1	...	1	...	1	...	6	...	35	6	...	45	163	28	...
22 Madang Manus Mission	19	...	1	...	22	...	1	...	3	...	4	56	5	...	69	180	24	...
23 Morobe Mission	52	...	3	...	22	...	1	...	8	...	36	...	1	...	97	...	3	...	7	...	8	238	80	...
24 New Britain New Ireland Mission	25	...	1	...	1	...	1	...	10	...	30	11	12	91	71	...
25 Northern and Milne Bay Mission	13	20	3	...	9	13	...	1	...	3	62	29	...
26 Sepik Mission	14	26	3	...	18	14	...	1	...	9	...	5	90	13	...
27 South West Papua Mission	8	...	1	...	1	...	1	8	22	3	44	6	...
28 Western Highlands Mission	137	...	1	...	64	...	3	...	8	...	76	18	...	35	342	21	...
Totals	411	...	11	...	292	...	13	...	125	...	302	...	1	...	397	...	5	...	103	...	178	1,838	377	20
29 TRANS PACIFIC UNION MISSION	9	11	...	5	...	17	...	1	5	...	2	...	26	4	...	3	...	83	...	21
30 American Samoa Region	6	...	1	...	1	...	1	5	...	1	...	22	3	...	2	42
31 Fiji Mission	36	...	5	1	...	6	...	18	...	17	3	...	13	...	2	101	13	...
32 Kiribati Mission	5	5	...	4	17	...	3	...	15	20	...	69
33 Niue Field Station	1	1
34 Samoa-Tokelau Mission	20	17	...	5	...	1	...	14	14	1	...	9	81	21	...
35 Solomon Islands Mission	52	...	24	...	437	...	3	...	17	...	19	...	32	...	416	...	11	119	1,130	88	...

Conference or Mission	Denominational Employees																									
	22a		22b		23a		23b		24		25a		25b		26a		26b		27		29			30	28	31
	Ministerial Credential		Commissioned Minister Credential		Commissioned Ministry of Teaching Credential		Administrative Ministries Credential		Missionary Credential		Ministerial License		Commissioned Minister License		Commissioned Ministry of Teaching License		Administrative Ministries License		Missionary License		All Other Employees Including Part Time and Casual			Total Active Employees	Literature Evangelists (Self-employed)	Honorary/Emeritus Credentialed Employees
FT	PT	FT	PT	FT	PT	FT	PT	FT	PT	FT	PT	FT	PT	FT	PT	FT	PT	FT	PT	FT	PT	C				

SOUTH PACIFIC DIVISION (CONT'D)

TRANS PACIFIC UNION MISSION (CONT'D)																											
36	Tonga Mission	12	...	3	...	30	...	2	...	5	...	5	...	2	...	23	...	3	85
37	Tuvalu Region	1	4	1	6	
38	Vanuatu Mission	21	53	...	6	...	32	...	9	...	8	...	84	44	257
Totals		163	...	33	...	549	...	23	...	83	...	75	...	64	...	581	...	22	...	103	4	132	23	...	1,855	122	21

Note—Statistics for Nauru Attached Church are on the Trans Pacific Union row.

39	SOUTH PACIFIC DIVISION	33	...	8	...	56	2	32	...	194	21	3	10	1	9	...	119	22	1,744	1,160	957	4,371	...	6
40	Australian Union Conference	292	17	14	6	640	199	34	10	105	29	75	17	12	5	262	86	13	6	76	66	565	1,605	1,660	5,794	38	268
41	New Zealand Pacific Union Conference	70	2	3	1	67	1	14	...	41	2	16	...	1	...	21	...	1	...	28	13	83	20	1	385	11	27
42	Papua New Guinea Union Mission	411	...	11	...	292	...	13	...	125	...	302	...	1	...	397	...	5	...	103	...	178	1,838	377	20
43	Trans Pacific Union Mission	163	...	33	...	549	...	23	...	83	...	75	...	64	...	581	...	22	...	103	4	132	23	...	1,855	122	21
DIVISION TOTALS		969	19	69	7	1,604	202	116	10	548	52	471	17	78	5	1,271	87	50	6	429	105	2,702	2,808	2,618	14,243	548	342

SOUTHERN AFRICA-INDIAN OCEAN DIVISION

1	BOTSWANA UNION CONFERENCE	6	...	1	6	...	1	4	...	1	19	...	23
2	North Botswana Conference	5	...	1	4	...	7	...	5	2	...	67	91	48	...
3	South Botswana Conference	17	...	1	4	...	16	...	1	1	...	1	...	70	110	298	...
Totals		28	...	3	14	...	24	...	5	1	...	7	...	138	220	346	23
4	INDIAN OCEAN UNION CONFERENCE	15	...	7	...	21	...	3	...	49	...	2	...	1	...	3	...	1	...	29	3	62	7	59	262	...	85
5	Central Malagasy Conference	42	21	...	9	...	17	...	16	3	...	2	...	3	...	30	143	80	...
6	East Malagasy Conference	14	20	9	...	12	5	22	23	...	105	41	...
7	Mauritius Conference	11	2	...	3	...	6	1	...	7	2	...	32	36	...
8	Mayotte Field Station	1	1
9	North Malagasy Conference	21	9	5	...	8	...	1	...	2	4	...	4	54	20	...
10	North West Malagasy Conference	13	9	...	1	...	8	...	6	...	1	...	3	...	1	...	3	...	8	53	64	...
11	Reunion Conference	6	6	...	1	...	1	1	...	3	1	13	5	...
12	Seychelles Mission	3	1	...	3	3	...	1	...	1	12	12	...
13	South East Malagasy Conference	17	11	...	1	...	7	...	5	...	1	...	1	...	1	...	2	...	15	61	11	...
14	South West Malagasy Conference	7	1	...	2	...	4	56	7	...	77	21	...
Totals		149	...	7	...	91	...	17	...	101	...	64	...	5	...	12	...	12	...	54	4	198	39	60	813	290	85
15	MALAWI UNION CONFERENCE	15	68	377	...	17	41	206	...	489	93	...	1,306	...	12
16	Central Malawi Conference	59	40	21	...	8	13	25	3	...	169	214	...
17	North Malawi Conference	38	12	...	6	9	3	...	68	137	...
18	South Malawi Conference	73	48	24	...	11	17	29	1	...	203	254	...
Totals		185	156	434	...	42	71	269	...	489	100	...	1,746	605	12
19	MOZAMBIQUE UNION MISSION	11	1	...	2	...	8	...	2	2	2	...	4	32	...	17
20	Central Mission	14	...	7	...	11	...	4	4	1	...	1	25	67
21	North Mission	11	...	12	2	4	41	70	2	...
22	North-East Mission	10	...	2	1	...	1	...	4	2	...	2	14	...	36	26	...
23	South Mission	12	...	5	...	6	...	2	...	7	...	2	...	2	...	3	50	89	25	...
Totals		58	...	26	...	18	...	9	...	16	...	14	...	2	...	6	...	5	...	4	...	122	14	...	294	53	17
24	NORTH-EASTERN ANGOLA UNION MISS	9	13	4	2	28	...	26
25	Angola East Mission	18	6	...	14	3	...	1	...	3	...	2	3	...	50
26	Angola North Mission	10	8	...	34	3	...	14	6	75
27	Angola North-Eastern Mission	10	1	...	19	2	...	9	3	44
28	Angola South Luanda and Cabinda Mission	17	7	...	31	3	...	15	1	3	77
Totals		64	35	...	98	3	...	9	...	45	...	2	4	14	274	...	26

Conference or Mission	Denominational Employees														Total Active Employees	Literature Evangelists (Self-employed)	Honorary/Emeritus Credentialed Employees												
	22a		22b		23a		23b		24		25a		25b					26a		26b		27		29			30	28	31
	Ministerial Credential	Commissioned Minister Credential	Commissioned Ministry of Teaching Credential		Administrative Ministries Credential		Missionary Credential		Ministerial License	Commissioned Minister License	Commissioned Ministry of Teaching License		Administrative Ministries License					Missionary License		All Other Employees Including Part Time and Casual			FT	PT	C				

SOUTHERN AFRICA-INDIAN OCEAN DIVISION (CONT'D)

29 NORTHERN ZAMBIA UNION CONFERENCE	8	...	2	20	1	1	11	43	...	23
30 Copperbelt Zambia Conference	30	...	1	15	...	18	4	69	348	...
31 Luapula Zambia Conference	10	5	...	6	15	2	40	46	...
32 Midlands East Zambia Conference	14	...	1	9	...	12	2	12	...	3	42	120	...
33 Midlands West Zambia Conference	18	8	...	10	4	8	52	70	...
34 North Zambia Field	9	7	...	12	1	36	175	...
Totals	89	...	4	64	...	58	2	1	21	...	15	11	282	759	23
35 SOUTHERN AFRICA UNION CONFERENCE	21	...	7	...	19	...	9	...	127	1	2	...	9	...	128	6	485	...	100
36 Cape Conference	58	...	4	...	67	...	9	...	65	...	35	...	2	...	33	...	13	...	341
37 KwaZulu Natal-Free State Conference	40	...	2	...	13	21	...	12	...	1	...	15	...	10	1	115	131	...
38 Lesotho Conference	4	...	1	...	1	8	...	5	1	74	100	54	...
39 North Namibia Conference	6	2	...	8	...	1	3	...	1	...	21	50	...
40 Northern Conference	33	...	13	...	21	...	2	...	25	...	16	...	9	...	17	7	396	11	...
41 South Namibia Conference	4	...	1	5	...	7	...	1	6	...	1	...	24	19	...
42 Swaziland Conference	4	5	...	7	1	...	1	...	2	...	20	29	...
43 Trans-Orange Conference	46	...	2	25	...	26	...	2	7	...	9	...	117	72	...
Totals	216	...	30	...	121	...	20	...	283	1	116	...	15	...	67	7	11	...	1,619	366	100
44 SOUTHERN ZAMBIA UNION CONFERENCE	17	...	2	...	26	...	14	...	75	30	...	1	...	30	...	206	...	18
45 East Zambia Field	9	9	...	5	1	24	80	...
46 Lusaka Conference	20	1	...	11	...	6	1	...	3	...	46	310	...
47 South Zambia Conference	28	18	...	11	4	61	514	...
48 West Zambia Field	13	7	...	5	1	...	3	...	29	171	...
49 Woodlands Conference	17	13	1	5	3	39	120	...
Totals	104	...	2	...	26	...	15	...	133	1	32	...	30	...	2	...	42	...	405	1,195	18
50 SOUTH-WESTERN ANGOLA UNION MISS	17	...	1	28	...	2	2	...	7	...	57	...	126
51 Central Association Mission	79	21	...	10	16	126
52 South Association Mission	33	21	...	34	9	97
Totals	129	...	1	70	...	46	2	...	32	...	280	...	126
53 ZIMBABWE CENTRAL UNION CONF	5	6	1	...	1	...	1	...	15
54 Central Zimbabwe Conference	22	10	2	...	59	...	11	3	...	9	9	204
55 North-West Zimbabwe Conference	18	1	...	4	...	16	1	...	3	...	43
Totals	45	10	4	...	69	...	27	3	...	2	...	262
56 ZIMBABWE EAST UNION CONF	5	13	3	1	22	...	3
57 East Zimbabwe Conference	31	55	...	14	6	39	145	144	...
58 North Zimbabwe Conference	32	44	...	5	3	11	95	102	...
Totals	68	112	...	19	12	51	262	246	3
59 ZIMBABWE WEST UNION CONF	10	...	1	...	23	...	1	...	84	...	1	...	10	...	1	...	19	5	486	...	20
60 South Zimbabwe Conference	28	1	4	...	11	...	15	7	...	1	...	80	78	...
61 West Zimbabwe Conference	24	15	31	...	4	4	84	44	...
Totals	62	...	1	...	39	...	5	...	126	...	20	...	10	...	11	...	2	...	650	122	20
62 ATTACHED FIELD																					
63 Sao Tome and Principe Mission	5	9	...	3	1	...	18	7	...
64 SOUTHERN AFRICA-INDIAN OCEAN DIV	19	...	4	36	18	...	77
65 Botswana Union Conference	28	...	3	10	...	24	...	5	1	...	7	...	220	346	23
66 Indian Ocean Union Conference	149	...	7	...	91	...	17	...	101	...	64	...	5	...	12	...	54	4	813	290	85
67 Malawi Union Conference	185	156	434	...	42	71	269	...	1,746	605	12

Conference or Mission	Denominational Employees																									
	22a		22b		23a		23b		24		25a		25b		26a		26b		27		29			30	28	31
	Ministerial Credential		Commissioned Minister Credential		Commissioned Ministry of Teaching Credential		Administrative Ministries Credential		Missionary Credential		Ministerial License		Commissioned Minister License		Commissioned Ministry of Teaching License		Administrative Ministries License		Missionary License		All Other Employees Including Part Time and Casual			Total Active Employees	Literature Evangelists (Self-employed)	Honorary/Emeritus Credentialed Employees
FT	PT	FT	PT	FT	PT	FT	PT	FT	PT	FT	PT	FT	PT	FT	PT	FT	PT	FT	PT	C						

SOUTHERN AFRICA-INDIAN OCEAN DIVISION (CONT'D)

68 Mozambique Union Mission	58	26	18	9	16	14	2	6	5	4	122	14	294	53	17			
69 North-Eastern Angola Union Mission	64				35	98		3	9	45	2	4	274		26			
70 Northern Zambia Union Conference	89	4		7	64	58			2	21	15	11	282	759	23			
71 Southern Africa Union Conference	216	30	121	20	283	116	15	67	7	11	194	8	469	61	100			
72 Southern Zambia Union Conference	104	2	26	15	133	32	30		2	42	7	10	405	1,195	18			
73 South-Western Angola Union Mission	129	1			70	46			2	32			280		126			
74 Zimbabwe Central Union Conference	45		10	4	69	27		3	2	13	10	79	262					
75 Zimbabwe East Union Conference	68				112	19				12		51	262	246	3			
76 Zimbabwe West Union Conference	62	1	39	5	126	20	10	11	2	36	5	262	71	650	20			
77 Attached Field	5				9	3				1			18	7				
DIVISION TOTALS	1,221	78	461	77	1,502	2	563	67	173	7	748	12	1,455	631	156	7,202	3,989	453

SOUTHERN ASIA DIVISION

1 EAST-CENTRAL INDIA UNION SECTION	12					2				203	56		273		362
2 Adilabad Region	1									2			3		
3 East Telangana Section	12									4	8		24		
4 Guntur Section	6									10	17		33		
5 Hyderabad Metro Section	10				1					4	3		18		
6 North Andhra Section	23					1				35	30		89		
7 North Orissa Region	2									1			3		
8 North Rayalaseema Section	7									7	5		19		
9 Northeast Andhra Section	6									4	7		17		
10 Orissa Section	4					1				5	3		13		
11 South Andhra Section	26									29	38		93		
12 South Rayalaseema Section	8									8	4		20		
13 Southeast Andhra Section	19									5	15		39		
14 Vishaka Metro Section	3									4	2		9		
15 West Telangana Section	10									6	16		32		
Totals	149				1	4				327	204		685		362
16 NORTHEAST INDIA UNION SECTION	5				7			1			1		14		
17 Arunachal Pradesh Region	3	1	5	2	1	4		3		3	39		61		
18 Assam Region	4					6		5		2			17		
19 Garo Section	9		7		3	1		7		1	58		86	4	
20 Khasi Jaintia Conference	10	3	41		5	13		40		19	30		161	6	
21 Manipur Conference	12		3		4	11		41		15	97		183	4	
22 Mizo Conference	28		22		11	38		74		39	8		220		
23 Nagaland Region	5	1	4			2		6		2	12		32		
Totals	76	5	82	2	31	75		177		81	245		774	14	
24 NORTHERN INDIA UNION SECTION		3			92			152		81	147		475		346
25 Bihar Region	1					3					1		5		
26 Central Uttar Pradesh Region	1												1		
27 Chhattisgarh Region	3					1							4		
28 Delhi Metro Region	3				1	2							6	1	
29 Eastern Jharkhand Section	3	1				2							6	3	
30 Eastern Uttar Pradesh Section	1				1	5		2		1	3		13	10	
31 Haryana Region	1					9		1					11		
32 Himachal Pradesh Region	2					3							5		
33 Kolkata Metro Region	2	1				2				1			6		
34 Madhya Pradesh Region	3					1							4		
35 North Bengal Section	5	2			12	6		7		5	11		48	2	

Conference or Mission	Denominational Employees														Total Active Employees	Literature Evangelists (Self-employed)	Honorary/Emeritus Credentialed Employees												
	22a		22b		23a		23b		24		25a		25b					26a		26b		27		29			30	28	31
	Ministerial Credential	Commissioned Minister Credential	Commissioned Ministry of Teaching Credential		Administrative Ministries Credential		Missionary Credential		Ministerial License	Commissioned Minister License	Commissioned Ministry of Teaching License		Administrative Ministries License					Missionary License		All Other Employees Including Part Time and Casual			FT	PT	C				

SOUTHERN ASIA DIVISION (CONT'D)

NORTHERN INDIA UNION SECTION (CONT'D)																											
36 North India Section	9	...	1	5	...	6	2	2	25	6	...
37 Rajasthan Section	7	...	1	6	2	16	10	...
38 South Bengal Section	3	1	...	7	4	...	2	17
39 Upper Ganges Section	7	...	2	1	...	4	2	16	6	...
40 Uttarakhand Region	4	1	1	6
41 Western Jharkhand Section	6	...	4	11	...	8	15	4	...	2	50	10	...
Totals	61	...	15	124	...	66	182	98	...	168	714	48	346
SOUTH-CENTRAL INDIA UNION SECTION																											
42 SOUTH-CENTRAL INDIA UNION SECTION	8	...	9	...	229	...	1	...	68	4	179	...	1	499	64	21
43 Bangalore Metro Conference	34	...	5	...	1	...	1	...	2	...	11	4	58
44 Goa-West Karnataka Section	3	...	2	1	12	3	21
45 Kolar-Chinthamani Region	1	...	2	1	6	10
46 North Karnataka Section	1	...	2	...	1	...	1	...	1	...	16	1	23
47 Raichur-Bellary Region	4	7	1	12
48 South Karnataka Section	2	...	1	1	...	2	...	9	...	1	1	17
Totals	52	...	20	...	233	...	5	...	73	...	55	...	2	...	4	194	...	2	640	64	21
SOUTHEAST INDIA UNION SECTION																											
49 SOUTHEAST INDIA UNION SECTION	9	28	544	...	431	1,012	...	68
50 Chennai Metro Section	26	3	...	1	8	...	2	40	4	...
51 Coimbatore Tirupur Region	4	2	3	...	2	11	1	...
52 Dharmapuri Region	5	1	...	1	7	...	2	16	1	...
53 Erode Nilgiris Section	8	1	...	1	4	...	3	17	1	...
54 Kanchipuram-Chengalpattu Section	5	2	...	2	1	...	1	11	1	...
55 North Tamil Conference	13	1	9	...	5	28	4	...
56 Pudukottai-Thirumayam Region	1	1	...	1	2	...	1	5	1	...
57 Sivagangai Ramanathapuram Section	7	1	...	1	2	...	1	12
58 South Tamil Conference	31	3	...	2	8	...	4	48	3	...
59 Thanjavur-Karaikal Section	9	2	...	4	2	...	1	18	2	...
60 Theni-Periyakulam Region	1	3	2	6
61 Vellore Section	5	2	...	4	1	12	1	...
62 Villupuram-Tindivanam Region	1	1	3	...	2	7
Totals	125	45	...	22	596	...	455	1,243	19	68
SOUTHWEST INDIA UNION SECTION																											
63 SOUTHWEST INDIA UNION SECTION	4	4	...	7	120	77	...	155	367	120	15
64 Alappuzha-Pathanamthitta Section	4	2	2	...	6	14
65 Idukki Section	3	7	10
66 Malabar Region	2	2
67 North Kerala Section	2	2	1	...	20	25
68 South Kerala Section	7	4	1	...	37	49
Totals	20	4	...	7	128	81	...	227	467	120	15
WESTERN INDIA UNION SECTION																											
69 WESTERN INDIA UNION SECTION	5	...	5	7	5	22
70 Central Maharashtra Conference	12	...	1	...	16	...	2	...	5	...	6	...	2	...	17	38	...	26	125
71 Gujarat Conference	3	...	4	...	22	...	2	...	1	...	9	...	1	...	44	64	...	62	212
72 Mumbai Metro Section	7	4	3	...	3	7	2	...	5	31
73 North Maharashtra Section	4	5	...	2	8	8	10	...	1	38
74 Saurashtra Region	1	1	1	3
75 South Gujarat Region	1	6	1	...	1	8	15	...	15	47
76 South Maharashtra Section	7	...	1	...	7	7	...	9	19	36	...	12	98
77 Vidarbha Region (Nagpur)	1	1	...	2	...	1	...	8	10	...	8	31
Totals	41	...	11	...	60	...	6	...	25	...	39	...	4	...	111	180	...	130	607

Conference or Mission	Denominational Employees														Total Active Employees	Literature Evangelists (Self-employed)	Honorary/Emeritus Credentialed Employees												
	22a		22b		23a		23b		24		25a		25b					26a		26b		27		29			30	28	31
	Ministerial Credential	Commissioned Minister Credential	Commissioned Ministry of Teaching Credential		Administrative Ministries Credential		Missionary Credential		Ministerial License	Commissioned Minister License	Commissioned Ministry of Teaching License		Administrative Ministries License					Missionary License	All Other Employees Including Part Time and Casual			FT	PT	C					

SOUTHERN ASIA-PACIFIC DIVISION (CONT'D)

MYANMAR UNION MISSION (CONT'D)																												
30	Upper Myanmar Mission	28	15	...	23	4	...	59	...	37	166	3	...	
31	Yangon Mission	15	8	...	7	33	...	25	88	4	...	
Totals		106	95	...	57	65	...	328	5	243	899	14	72	
NORTH PHILIPPINE UNION CONFERENCE																												
32	NORTH PHILIPPINE UNION CONFERENCE	39	1,128	...	13	90	5	88	105	58	1,526	...	60	
33	Cavite Mission	21	22	...	10	12	65	42	...	
34	Central Luzon Conference	58	155	...	25	253	495	...	
35	Mountain Provinces Mission	12	51	...	14	118	109	...	
36	Northeast Luzon Mission	10	49	...	6	3	...	11	...	79	112	...	
37	Northern Luzon Mission	21	95	...	6	5	...	4	...	12	143	207	...
38	Palawan Mission	18	28	...	1	21	...	45	...	22	135	108	...
39	South-Central Luzon Conference	40	178	...	16	10	...	111	355	191	...
40	Southern Luzon Mission	20	39	...	1	35	...	15	...	57	167	183	...
Totals		239	1,745	...	92	204	5	286	105	165	2,841	1,447	60	
PAKISTAN UNION SECTION																												
41	PAKISTAN UNION SECTION	8	49	39	...	554	650	10	...
42	Northern Section	12	6	...	8	25	51
43	Southern Section	6	4	...	11	8	29
Totals		26	59	...	19	39	...	587	730	10	...
SOUTH PHILIPPINE UNION CONFERENCE																												
44	SOUTH PHILIPPINE UNION CONFERENCE	42	2	538	4	19	366	...	463	78	100	1,612	...	60
45	Central Mindanao Mission	22	36	...	7	14	...	2	...	5	86	163	...
46	Davao Mission	45	66	...	7	16	...	5	...	35	174	306	...
47	North Central Mindanao Conference	29	57	...	4	15	...	51	156	222	...
48	Northeastern Mindanao Mission	35	41	...	4	30	40	...	150	193	...
49	Southern Mindanao Mission	43	69	...	12	26	...	112	262	178	...
50	Western Mindanao Conference	40	64	...	13	36	...	103	256	167	...
51	Zamboanga Peninsula Mission	22	26	...	9	20	...	85	162	85	...
Totals		278	2	897	4	75	523	...	821	118	140	2,858	1,314	60
SOUTHEAST ASIA UNION MISSION																												
52	SOUTHEAST ASIA UNION MISSION	13	222	4	9	237	...	1,466	251	40	2,242	...	40
53	Cambodia Mission	8	34	...	6	30	2	6	2	...	88	20	...
54	Laos Region	10	5	...	3	7	...	3	28	3	...
55	Peninsular Malaysia Mission	17	9	...	23	7	...	1	57	39	...
56	Sabah Mission	33	110	...	56	40	...	8	10	...	257	108	...
57	Sarawak Mission	27	43	...	17	43	...	28	4	...	162	29	...
58	Singapore Conference	10	14	...	3	33	7	18	3	...	88
59	Thailand Mission	49	241	...	24	79	...	362	41	...	796	92	...
60	Vietnam Mission	26	3	...	159	3	...	1	192	35	...
Totals		193	681	4	300	479	9	1,893	311	40	3,910	326	40
WEST INDONESIA UNION MISSION																												
61	WEST INDONESIA UNION MISSION	40	1,267	...	3	415	...	398	6	...	2,129	...	16
62	Central Java Mission	21	18	...	6	2	...	85	...	5	137	22	...
63	Central Sumatra Mission	35	78	...	20	4	...	166	134	1	438	13	...
64	East Java Conference	47	53	...	10	57	...	81	101	...	349	37	...
65	East Kalimantan Mission	31	52	...	18	18	...	12	131	39	...
66	Jakarta Conference	158	214	...	50	3	...	98	104	...	627	57	...
67	North Sumatra Mission	43	156	...	24	16	...	285	89	...	613	55	...
68	Nusa Tenggara Mission	27	38	...	13	4	...	87	...	1	170	25	...
69	South Sumatra Mission	24	16	...	13	9	...	20	82	12	...
70	West Java Conference	48	49	...	6	4	4	111	26	...
71	West Kalimantan Region	11	16	...	10	18	55	10	...
Totals		485	1,957	...	173	550	...	1,232	434	11	4,842	296	16

Conference or Mission	Denominational Employees														Total Active Employees	Literature Evangelists (Self-employed)	Honorary/Emeritus Credentialed Employees												
	22a		22b		23a		23b		24		25a		25b					26a		26b		27		29			30	28	31
	Ministerial Credential	Commissioned Minister Credential	Commissioned Ministry of Teaching Credential	Administrative Ministries Credential	Missionary Credential	Ministerial License	Commissioned Minister License	Commissioned Ministry of Teaching License	Administrative Ministries License	Missionary License	All Other Employees Including Part Time and Casual			FT				PT	C										

TRANS-EUROPEAN DIVISION (CONT'D)

NORWEGIAN UNION CONFERENCE (CONT'D)																													
23 North Norway Conference
24 West Norway Conference	1	1
Totals	1	9	...	12	13	...	9	2	36	8	...	90	1	10	

Note—Norwegian Union did not report employees in the ministerial and commissioned ministers credential, nor the ministerial and commissioned ministers license categories.

25 POLISH UNION CONFERENCE	6	4	1	81	13	...	105		
26 East Polish Conference	14	2	3	2	...	3	...	24	5	
27 South Polish Conference	10	5	5	2	...	4	...	26	5	
28 West Polish Conference	9	4	8	3	...	24	6	
Totals	39	15	17	4	...	91	13	...	179	16

29 SOUTH-EAST EUROPEAN UNION CONF	10	1	23	18	...	1	1	6	...	1	...	36	3	...	100	...	105	57
30 Bosnia and Herzegovina Conference	4	...	1	2	2	1	1	1	12	...	12	1
31 Macedonian Mission	7	...	3	1	11	...	11
32 North Conference	18	...	1	2	1	2	1	25	...	26	7
33 South Conference	18	...	8	1	3	2	33	...	33	15
Totals	57	...	13	...	1	23	24	...	1	...	6	6	8	...	1	...	37	4	...	181	...	181	23	57	...

34 SWEDISH UNION OF CHURCHES CONF	11	6	2	10	5	1	6	7	...	3	3	7	3	...	6	6	76	...	76	...	23	...
-----------------------------------	-----	-----	----	---	---	----	---	---	---	---	-----	---	---	---	---	-----	---	---	-----	-----	-----	-----	-----	----	-----	----	-----	----	-----

35 ATTACHED FIELDS

36 Cyprus Region	2	2	4	...	4	...	1	...
37 Greek Mission	3	2	1	...	3	...	9	...	9	...	3	...
38 Iceland Conference	2	1	2	1	5	11	...	22	...	22	
Totals	7	1	2	...	2	2	1	...	1	...	8	11	...	35	...	35	...	4	...	4	...

39 TRANS-EUROPEAN DIVISION	13	2	1	...	7	2	2	...	24	6	1	1	...	4	13	2	2	...	9	...	89	...	89	...	9	...	
40 Adriatic Union Conference	26	1	...	2	...	7	...	8	3	1	48	...	48	...	22	...	
41 Baltic Union Conference	24	9	3	...	2	1	1	...	12	...	9	2	...	1	1	5	2	7	12	91	...	91	...	11	...	
42 British Union Conference	161	1	7	1	16	3	9	...	66	7	20	1	8	...	4	2	4	...	74	12	9	1	...	406	...	406	1	178	...
43 Danish Union of Churches Conference	9	1	6	1	2	1	20	...	20	...	16	...	
44 Finland Union of Churches Conference	10	3	6	1	4	...	2	1	41	6	2	...	1	10	1	51	7	6	...	152	...	152	...	87	...		
45 Hungarian Union Conference	44	...	5	...	3	...	18	...	7	3	...	17	...	89	68	10	...	264	...	264	...	31	...		
46 Netherlands Union of Churches Conference	20	...	3	...	4	1	...	2	3	...	3	...	2	...	38	...	38	...	38	...	22	...		
47 Norwegian Union Conference	1	...	9	...	12	13	9	2	36	8	...	90	...	90	...	90	...	10	...		
48 Polish Union Conference	39	15	17	4	...	91	13	...	179	...	179	...	16	...			
49 South-East European Union Conference	57	...	13	...	1	23	24	...	1	...	6	...	6	...	8	...	1	...	37	4	...	181	...	181	23	57	...		
50 Swedish Union of Churches Conference	11	6	2	10	5	1	6	7	...	3	3	7	3	...	6	6	76	...	76	...	23	...		
51 Attached Fields	7	1	2	...	2	...	2	1	...	1	...	8	11	...	35	...	35	...	4	...			
DIVISION TOTALS	410	17	56	9	31	38	64	4	191	43	67	4	46	6	15	5	17	4	134	27	330	126	25	1,669	41	470	...		

WEST-CENTRAL AFRICA DIVISION

1 CAMEROON UNION MISSION	13	103	...	3	41	...	404	...	564	...	564	...	1	...
2 Adamaoua-Mayo Rey Conference	6	...	4	...	2	...	2	10	24	...	24	...	1	...
3 Benoue-Faro Mission	5	1	...	3	2	...	3	14	...	14
4 Central-South Cameroon Conference	43	59	25	...	21	...	65	15	...	73	301	...	301	...	56	...
5 East Cameroon Conference	13	30	...	12	10	...	61	126	...	126	...	6	...	
6 North Cameroon Conference	14	21	6	13	...	14	87	...	155	...	155	...	17	...	
7 West Cameroon Conference	17	6	...	3	4	...	11	1	...	2	...	44	...	44	...	44	...	54	...
Totals	111	...	4	...	67	...	3	...	186	...	50	...	6	...	65	...	82	...	567	87	...	1,228	...	135	...

Conference or Mission	Denominational Employees														30	28	31									
	22a		22b		23a		23b		24		25a		25b					26a		26b		27		29		
	Ministerial Credential		Commissioned Minister Credential		Commissioned Ministry of Teaching Credential		Administrative Ministries Credential		Missionary Credential		Ministerial License		Commissioned Minister License					Commissioned Ministry of Teaching License		Administrative Ministries License		Missionary License		All Other Employees Including Part Time and Casual		
FT	PT	FT	PT	FT	PT	FT	PT	FT	PT	FT	PT	FT	PT	FT	PT	FT	PT	FT	PT	C						

WEST-CENTRAL AFRICA DIVISION (CONT'D)

52 SOUTHERN GHANA UNION CONFERENCE	12							4	1	8	4										8			37				
53 Accra City Conference	27	1						2		36		13	4								4	2			89	100		
54 Diamond Field Ghana Conference	9										1	3									2			4	19			
55 East Ghana Conference	12									9		11									1				33			
56 Eastern View Ghana Conference	9							1		2		7									3	5			27			
57 Meridian Ghana Conference	12									4		6									1				23	51		
58 Mid-South Ghana Conference	14	1								2		8									4				29	8		
59 Pioneer Ghana Conference	15											11									5				34	16		
60 South West Ghana Conference	14											7	4												25	6		
61 Volta North Ghana Mission	10								1			8									6		8	2	36			
62 Volta South Ghana Mission	4											5									3	5	6		23			
63 West-Central Ghana Conference	7											13									6		2		28			
64 Western North Ghana Conference	8											12									8	3			31			
Totals	153	2						7	2	61	5	104	8							43	15	24	6		434	181		
65 WEST AFRICAN UNION MISSION	4									7											5				16		10	
66 Central Liberia Mission	5		5							3		2									8		2	3	28	1		
67 Guinea Region	1		3		40					1											4				49	22		
68 Sierra Leone Mission	6		3		56					5		4									5				79	31		
69 South-East Liberia Mission	7		13							18		13									10				61			
70 South-West Liberia Conference	11		2		35					9		8									8		2	2	77			
Totals	34		26		131					43		27								40		4	5		310	54	10	
71 WESTERN NIGERIA UNION CONFERENCE	5						1			10															16			
72 Delta Conference	16						1					4									3				24	21		
73 Edo Conference	9		9		57		1			2		4												2	93	26		
74 Ekiti Conference	11				13		1			2				13									7	2	49			
75 Kogi Region	3											2									1		13		19			
76 Kwara Conference	11						1			4				8		12									68			
77 Lagos Atlantic Conference	15						1					2									2				20			
78 Lagos Mainland Conference	15						1			2		7													25	11		
79 Ogun Conference	13						1			4		4									1		18		41	9		
80 Ondo Mission	7						1			1		1											17		27	9		
81 Osun Conference	24				103		1			3				53							3		129	13	31	360	8	
82 Oyo Conference																												
Totals	129		9		173		10			28		24		8		78				10		209	15	49	742	84		
83 WESTERN SAHEL UNION MISSION	2						4			5											1				12			
84 Cabo Verde Conference	4						4					4													21	1		
85 Gambia Region	1						1			2		2												1	8	30		
86 Guinea-Bissau Mission	2						1			1		2											19	138	163	1		
87 Mali Mission	1						1			2		1													5	6		
88 Senegal/Mauritania Mission	3						1			1		1									1		16	6	29	1		
Totals	13						12			11		10								2		45	144	1	238	39		
89 WEST-CENTRAL AFRICA DIVISION	63		16		217		40			648		142		7		53		4		204		30	181	44	1,649			
90 Cameroon Union Mission	111		4		67		3			186		50		6		65				82		567	87		1,228	135		
91 Central African Union Mission	24				57					25		25				10		6		9		23			179	66		
92 Eastern Nigeria Union Conference	206		122		125		28			211		93		32		112		3		94				866	1,892	151		
93 Eastern Sahel Union Mission	50	1			30					56	1	18		12		9				12		444	113	1	747	159	6	
94 Northern Ghana Union Mission	203						8			55		76		3				1		28		18	11	3	406	196	6	
95 Northern Nigeria Union Conference	65						4			76		41	95							3				40	324	68		
96 Southern Ghana Union Conference	153	2					7	2		61	5	104	8							3	1	43	15	24	6	434	181	
97 West African Union Mission	34		26		131					43		27								40		4	5		310	54	10	

Conference or Mission	Denominational Employees														All Other Employees Including Part Time and Casual	Total Active Employees	Literature Evange- lists (Self- employed)	Honorary/ Emeritus Cred- entialed Employees													
	22a		22b		23a		23b		24		25a		25b						26a		26b		27			29			30	28	31
	Ministerial Credential	Commissioned Minister Credential	Commissioned Ministry of Teaching Credential	Administrative Ministries Credential	Missionary Credential	Ministerial License	Commissioned Minister License	Commissioned Ministry of Teaching License	Administrative Ministries License	Missionary License	FT	PT	FT	PT					FT	PT	FT	PT	FT	PT	C	FT	PT	C			

WEST-CENTRAL AFRICA DIVISION (CONT'D)

98 Western Nigeria Union Conference	129	...	9	...	173	...	10	...	28	...	24	...	8	...	78	10	...	209	15	49	742	84	...
99 Western Sahel Union Mission	13	12	...	11	...	10	2	...	45	144	1	238	39	...
DIVISION TOTALS	1,051	3	177	...	800	...	112	2	1,400	6	610	103	68	...	327	...	17	1	527	15	1,364	562	1,004	8,149	1,133	22

ATTACHED TO THE GENERAL CONFERENCE

1 CHINESE UNION MISSION	12	46	...	7	157	...	1,462	53	226	1,963	...	8
2 China	136	...	27	5,165	5,328
3 Hong Kong-Macao Conference	16	8	...	28	111	...	250	413
Totals	164	...	27	54	...	35	5,433	...	1,712	53	226	7,704	...	8

1 MIDDLE EAST & NORTH AFRICA UN MISS	12	1	1	...	7	...	7	...	18	6	1	1	1	3	7	70	8	5	148	...	4
2 East Mediterranean Region	5	3	...	3	...	8	...	3	1	...	42	9	1	75
3 Egypt-Sudan Field	8	9	1	...	10	...	3	...	3	...	1	20	...	2	1	...	55
4 Gulf Field	7	1	...	1	...	1	...	3	...	1	4	2	19
5 North Africa Region	7	1	...	2	...	2	...	2	18	30
6 West Asia Field	8	1	...	3	1	6	1	7	3	11	2	...	43
Totals	47	1	1	...	19	1	13	...	39	10	18	1	1	...	2	1	...	35	12	143	20	6	370	...	4

1 ISRAEL FIELD	6	2	...	1	1	...	2	12
----------------------	---	-----	-----	-----	-----	-----	---	-----	---	-----	-----	-----	-----	-----	-----	-----	-----	---	-----	---	-----	-----	----	-----	-----

WORLD SUMMARY

1 General Conference	182	...	9	...	298	...	174	...	1,360	23	23	6	3	...	14	...	34	1	362	...	10,390	1,487	3,025	17,391	...	94
2 East-Central Africa Division	1,978	...	354	...	1,413	...	210	...	1,825	...	1,103	...	257	...	1,020	...	59	...	673	...	1,719	834	768	12,213	6,350	1,538
3 Euro-Asia Division	651	4	21	5	73	7	101	14	114	13	389	2	1	3	226	52	22	14	31	7	730	216	107	2,803	503	676
4 Inter-American Division	2,434	...	88	1	1,288	...	76	...	3,763	6	1,482	...	42	6	558	...	8	...	2,494	114	7,071	2,690	297	22,418	1,565	1,601
5 Inter-European Division	986	11	76	7	83	11	40	7	424	105	197	17	57	8	24	48	11	3	178	32	383	494	124	3,326	222	774
6 North American Division	3,528	86	204	11	2,764	60	541	18	2,141	176	879	67	103	14	864	33	197	10	1,158	281	103,672	6,858	5,111	128,776	89	2,151
7 Northern Asia-Pacific Division	884	2	11	...	115	...	9	...	683	6	169	1	16	...	7	...	1,351	4	3,429	923	83	7,693	301	470
8 South American Division	3,684	1,782	...	1,079	615	...	54,404	61,564	1,522	1,244
9 South Pacific Division	969	19	69	7	1,604	202	116	10	548	52	471	17	78	5	1,271	87	50	6	429	105	2,702	2,808	2,618	14,243	548	342
10 Southern Africa-Indian Ocean Division	1,221	...	78	...	461	...	77	...	1,502	2	563	...	67	...	173	7	48	1	748	12	1,455	631	156	7,202	3,989	453
11 Southern Asia Division	585	...	51	...	375	...	15	...	416	...	272	...	6	...	609	...	1	...	2,061	...	2,725	7,116	265	840
12 Southern Asia-Pacific Division	1,877	2	7,291	8	940	22	2,769	57	5,652	1,013	792	20,423	4,403	338
13 Trans-European Division	410	17	56	9	31	38	64	4	191	43	67	4	46	6	15	5	17	4	134	27	330	126	25	1,669	41	470
14 West-Central Africa Division	1,051	3	177	...	800	...	112	2	1,400	6	610	103	68	...	327	...	17	1	527	15	1,364	562	1,004	8,149	1,133	22

Attached to the General Conference:

15 Chinese Union Mission	164	...	27	54	...	35	5,433	...	1,712	53	226	7,704	...	8
16 Middle East and North Africa Union Mission	47	1	1	...	19	1	13	...	39	10	18	1	1	...	2	1	35	12	143	20	6	370	...	4
17 Israel Field	6	2	...	1	1	...	2	12

WORLD TOTALS 2019	20,657	145	1,222	40	9,324	319	1,548	55	23,535	450	8,298	240	729	42	5,119	233	471	40	18,999	666	197,883	18,715	14,342	323,072	20,931	11,025
-------------------------	--------	-----	-------	----	-------	-----	-------	----	--------	-----	-------	-----	-----	----	-------	-----	-----	----	--------	-----	---------	--------	--------	---------	--------	--------

WORLD TOTALS 2018	20,250	184	951	39	9,768	469	1,640	35	22,969	543	8,077	219	747	42	4,720	208	411	28	19,511	667	203,652	14,716	11,564	321,410	21,591	9,719
-------------------------	--------	-----	-----	----	-------	-----	-------	----	--------	-----	-------	-----	-----	----	-------	-----	-----	----	--------	-----	---------	--------	--------	---------	--------	-------

Net Increase (Decrease)	407	(39)	271	1	(444)	(150)	(92)	20	566	(93)	221	21	(18)	0	399	25	60	12	(512)	(1)	(5,769)	3,999	2,778	1,662	(660)	1,306
-------------------------------	-----	------	-----	---	-------	-------	------	----	-----	------	-----	----	------	---	-----	----	----	----	-------	-----	---------	-------	-------	-------	-------	-------

Chapter 6 - Institutions

SECTION I—EDUCATIONAL INSTITUTIONS AND PRIMARY SCHOOLS

Table 25

Division and Institution	Category (SDA Yearbook 2019 ed. p. 425)	Enrollment and Graduates			Teachers and Other Employees			Division and Institution	Category (SDA Yearbook 2019 ed. p. 425)	Enrollment and Graduates			Teachers and Other Employees		
		SDA Enrollment	Total Enrollment	Graduates	SDA Teachers	Total Teachers	Other Employees			SDA Enrollment	Total Enrollment	Graduates	SDA Teachers	Total Teachers	Other Employees
PART I—Tertiary Institutions							NORTH AMERICAN DIVISION (CONTD)								
Parenthesized figures after "Totals" represent the number of tertiary institutions in the divisions.															
EAST-CENTRAL AFRICA DIVISION							Lake Union Conference								
East Kenya Union Conference							Andrews University* G								
Adventist University of Africa* G							2,941 3,412 704 189 251 620								
Ethiopian Union Mission							Mid-America Union Conference								
Ethiopia Adventist College (2018) C							Union College G								
375 853 372 20 20 21							592 813 190 87 125 144								
North East Congo Union Mission							North Pacific Union Conference								
Adventist University of Lukanga (2018) C							Walla Walla University G								
477 685 41 25 26 . . .							1,255 1,864 449 180 237 . . .								
Northern Tanzania Union Mission							Pacific Union Conference								
The University of Arusha (2018) C							La Sierra University G								
310 1,091 . . . 41 45 66							1,077 2,200 511 183 249 232								
Rwanda Union Mission							Loma Linda University* G								
Adventist Univ of Central Africa (2018) C							1,764 4,462 1,536 1,013 2,249 1,575								
1,060 3,092 600 72 104 101							564 930 305 107 123 159								
Uganda Union Mission							Southern Union Conference								
Bugema University (2018) C							AdventHealth University C								
2,046 4,809 446 148 298 166							368 1,688 512 123 287 157								
West Congo Union Mission							Oakwood University G								
Adventist University of Congo (2018) C							1,277 1,515 304 142 204 220								
40 79 . . . 27 48 2							2,354 2,834 773 296 411 316								
West Kenya Union Conference							Southwestern Union Conference								
Univ of Eastern Africa Baraton (2018) G							Southwestern Adventist University G								
1,108 3,202 699 156 360 204							552 687 127 75 96 78								
Totals (8)							Totals (13)								
6,004 14,408 2,200 509 921 593							13,227 22,619 6,013 2,554 4,529 3,704								
EURO-ASIA DIVISION							NORTHERN ASIA-PACIFIC DIVISION								
Ukrainian Union Conference							Japan Union Conference								
Ukrainian Adv Center of Higher Edu C							Saniku Gakuin College C								
408 622 87 20 37 58							56 214 43 21 29 27								
West Russian Union Conference							Korean Union Conference								
Zaoksky Adventist University G							Sahmyook Health University College C								
209 216 40 26 26 46							404 1,321 501 37 37 32								
Totals (2)							Sahmyook University G								
617 838 127 46 63 104							873 5,498 1,022 204 204 136								
INTER-AMERICAN DIVISION							Attached Field								
Caribbean Union Conference							Taiwan Adventist College C								
University of the Southern Caribbean G							206 217 43 20 21 25								
1,039 2,854 550 89 122 240							Totals (4)								
Chiapas Mexican Union Conference							1,539 7,250 1,609 282 291 220								
Linda Vista University G							SOUTH AMERICAN DIVISION								
773 792 191 68 68 33							Argentina Union Conference								
Cuban Union Conference							Misiones Adventist College C								
Cuba Adv Theological Seminary C							188 265 29 82 82 . . .								
114 114 37 12 12 23							1,975 2,549 297 986 1,269 . . .								
Dominican Union Conference							Bolivia Union Mission								
Dominican Adventist University C							Bolivia Adventist University G								
1,171 2,586 497 185 203 74							690 1,541 48 78 119 5								
Haitian Union Mission							Central Brazil Union Conference								
Adventist University of Haiti C							Brazil Adventist University - Virtual G								
548 568 165 73 102 116							847 1,876 817 37 39 . . .								
Jamaica Union Conference							Brazil Adventist University								
Northern Caribbean University (2018) G							Engenheiro Coelho Campus G								
1,850 3,993 578 241 426 397							2,583 3,739 679 297 389 . . .								
North Colombian Union Conference							Hortolandia Campus G								
Colombia Adventist University Corp C							385 1,258 127 123 156 . . .								
1,090 1,519 113 120 183 332							809 1,975 288 185 270 205								
North Mexican Union Conference							Latin-American Adv Theol Seminary G								
Montemorelos University G														
2,314 2,413 482 257 279 178							Chile Union Mission								
Navojia University C							Chile Adventist University G								
308 326 56 40 43 32							1,710 4,254 410 300 436 212								
Puerto Rican Union Conference							East Brazil Union Mission								
Antillean Adventist University G							Bahia Adventist College G								
558 1,166 225 43 43 102							1,650 1,807 368 157 216 14								
Herbert Fletcher University (2018) G							Ecuador Union Mission								
16 16 . . . 3 6 6							Ecuador Adventist College C								
Inter-American Adv Theol Seminary G							108 226 . . . 26 38 12								
566 566 . . . 40 40 7							North Brazil Union Mission								
South Central American Union Mission							Amazonia Adventist College C								
Central American Adv University (2018) C							240 240 . . . 22 22 32								
351 384 89 46 60 19							North Peru Union Mission								
West Venezuela Union Mission							Peruvian Union University (Lima) G								
Adventist Univ Institute of Venezuela C							3,759 5,166 720 307 382 753								
407 485 64 37 42 70							1,863 3,183 390 134 303 350								
Totals (14)							Tarapoto Campus G								
11,105 17,782 3,047 1,254 1,629 1,629							962 1,765 175 80 160 168								
INTER-EUROPEAN DIVISION							Paraguay Union of Churches Mission								
Austrian Union of Churches Conference							Paraguay Adventist University C								
Bogenhofen Seminary C							65 66 4 33 54 . . .								
58 63 17 12 12 20							South Brazil Union Conference								
Czecho-Slovakian Union Conference							Parana Adventist College C								
Czecho-Slovakian Un Adv Theol Inst C							469 615 106 51 55 23								
35 36 . . . 17 17 2							Southeast Brazil Union Conference								
Franco-Belgian Union Conference							Minas Gerais Adventist College C								
Adventist University of France G							135 481 . . . 23 31 60								
118 129 . . . 15 15 34							Totals (18)								
Italian Union of Churches Conference							18,438 31,006 4,458 2,921 4,021 1,834								
Italian Adventist University Villa Aurora G							SOUTH PACIFIC DIVISION								
72 73 8 8 10 19							Australian Union Conference								
North German Union Conference							Avondale College of Higher Education G								
Friedensau Adventist University G							730 1,355 243 56 70 99								
113 205 32 20 27 41							Papua New Guinea Union Mission								
Romanian Union Conference							Pacific Adventist University G								
Adventus University Cernica C							772 1,206 208 41 41 204								
128 176 48 17 28 32							Sonoma Adventist College C								
Liceul International Integritas C							504 641 217 35 36 32								
41 44 . . . 13 13 12							Trans Pacific Union Mission								
Spanish Union of Churches Conference							Fulton College C								
Sagunto Adventist College C							441 559 140 22 23 31								
111 118 13 14 14 2							Totals (4)								
676 844 118 116 136 162							2,447 3,761 808 154 170 366								
NORTH AMERICAN DIVISION							SOUTHERN AFRICA-INDIAN OCEAN DIVISION								
Canada, SDA Church in							Indian Ocean Union Conference								
Burman University C							Adventist University Zurcher C								
233 466 85 40 44 65							432 513 351 23 35 . . .								
Columbia Union Conference							Malawi Union Conference								
Kettering College C							Malawi Adventist University C								
70 796 253 29 73 38							873 1,627 410 18 19 64								
Washington Adventist University G							Mozambique Union Mission								
180 952 264 90 180 100							Mozambique Adventist Seminary C								
							41 347 . . . 17 48 27								
							Southern Africa Union Conference								
							Helderberg College of Higher Education C								
							447 664 56 42 45 19								

Division and Institution	Category (SDA Yearbook 2019 ed. p. 425)	Enrollment and Graduates			Teachers and Other Employees		
		SDA Enrollment	Total Enrollment	Graduates	SDA Teachers	Total Teachers	Other Employees
PART I—Tertiary Institutions (Cont'd)							
SOUTHERN AFRICA-INDIAN OCEAN DIVISION (CONT'D)							
Southern Zambia Union Conference							
Rusangu University (2018)	C	3,594	5,288	547	65	71	67
South-Western Angola Union Mission							
Angola Adventist University	C	123	123	58	9	9	19
Zimbabwe West Union Conference							
Solusi University	G	1,065	1,794	...	43	44	101
Totals (7)		6,575	10,356	1,422	217	271	297
SOUTHERN ASIA DIVISION							
East-Central India Union Section							
Flaiz Adventist College	C	168	185	54	12	19	9
Metas Adventist College (Nuzvid)	C	1,047	1,164	...	37	45	24
Northeast India Union Section							
Northeast Adventist College (2018)	C	150	341	54	19	28	29
Northern India Union Section							
Metas Adv College (Ranchi) (2018)	C	1,452	1,670	...	28	74	6
Roorkee Adventist College (2018)	C	46	153	47	6	18	3
South-Central India Union Section							
Lowry Adventist College (2018)	C	210	342	...	30	61	14
Southeast India Union Section							
Vellore Adv College of Edu (2018)	C	44	111	4	2
Western India Union Section							
Metas Adventist College, Surat (2018)	C	30	8,163	...	83	265	13
Spicer Adventist University (2018)	G	255	305	...	66	94	86
Totals (9)		3,402	12,434	155	281	608	186
SOUTHERN ASIA-PACIFIC DIVISION							
Bangladesh Union Mission							
Bangladesh Adv Sem and College	C	96	96	...	15	15	...
Central Philippine Union Conference							
Central Philippine Adventist College	C	840	1,035	127	61	61	46
East Indonesia Union Conference							
Klabat University	C	1,778	3,359	...	84	84	...
Myanmar Union Mission							
Myanmar Union Adventist Seminary	C	597	642	108	39	39	21
North Philippine Union Conference							
Adv Intl Inst of Advanced Studies*	G	713	714	123	39	39	73
Adventist University of the Philippines	G	2,448	3,264	177	268	292	297
Manila Adventist College	C	293	528	...	92	92	13
Naga View Adventist College	C	162	165	34	21	21	11
Northeast Luzon Adv College (2018)	C	57	68	17	15	15	5
Northern Luzon Adventist College	G	924	1,382	96	38	38	30
Pakistan Union Section							
Pakistan Adv Seminary and College	C	43	49	...	8	8	...
South Philippine Union Conference							
Mountain View College	C	1,166	1,218	185	91	93	88
Northern Mindanao Adventist College	C	287	996	136	60	72	44
South Philippine Adventist College	C	628	672	...	34	34	26
Southeast Asia Union Mission							
Adv Coll of Nursing & Health Sciences	C	122	284	54	6	25	5
Asia-Pacific International University	G	515	997	264	67	97	83
West Indonesia Union Mission							
Indonesia Adventist University	C	1,685	1,898	572	82	82	40
Surya Nusantara Adventist College	C	210	250	80	23	23	10
Totals (18)		12,564	17,617	1,973	1,043	1,130	792
TRANS-EUROPEAN DIVISION							
Adriatic Union Conference							
Adriatic Union College	C	34	36	1	3	3	2
British Union Conference							
Newbold College of Higher Education	G	484	484	46	21	21	31
Hungarian Union Conference							
Hungarian Adv Theological College	C	64	82	10	46	49	2
Polish Union Conference							
Polish Sr Coll of Theol & Humanities	C	98	881	281	39	102	10
South-East European Union Conference							
Belgrade Theological Seminary	C	28	28	2	12	13	7
Totals (5)		708	1,511	340	121	188	52
WEST-CENTRAL AFRICA DIVISION							
Cameroon Union Mission							
Adventist University Cosendai	C	211	456	106	45	47	25
Eastern Nigeria Union Conference							
Clifford University	C	322	513	...	40	44	50
Southern Ghana Union Conference							
Valley View University (2018)	C	4,129	10,025	2,797	100	128	355
West African Union Mission							
Adventist University of West Africa	C	243	1,066	189	39	46	43
Western Nigeria Union Conference							
Babcock University	G	623	9,573	2,257	271	498	580
Totals (5)		5,528	21,633	5,349	495	763	1,053

Division and Institution	Category (SDA Yearbook 2019 ed. p. 425)	Enrollment and Graduates			Teachers and Other Employees		
		SDA Enrollment	Total Enrollment	Graduates	SDA Teachers	Total Teachers	Other Employees
<i>Attached to the General Conference:</i>							
CHINESE UNION MISSION							
Chinese Adventist Seminary	C
Hong Kong Adventist College (2018)	C	22	108	16	10	19	35
Totals		22	108	16	10	19	35
MIDDLE EAST AND NORTH AFRICA UNION MISSION							
Middle East University	G	79	168	32	35	52	27
WORLD TOTALS 2019 (118)							
		82,931	162,335	27,667	10,038	14,791	11,054

*General Conference institutions are listed in the division where the home campus is located.
 Note—Dates in parentheses following the entries indicate the year of the most recent report.

Division and Union	Schools	Enrollment and Graduates			Teachers and Other Employees		
		SDA Enrollment	Total Enrollment	Graduates	SDA Teachers	Total Teachers	Other Employees

PART 2—Worker Training Institutions							
EAST-CENTRAL AFRICA DIVISION							
East Congo Union Mission (2018)	1
East Kenya Union Conference (2018)	2	98	128	...	12	12	...
Northern Tanzania Union Conf (2018)	1
Rwanda Union Mission	1	350	550	...	15	19	10
Uganda Union Mission (2018)	5	521	1,040	178	51	139	23
West Kenya Union Conference	4	900	1,228	65	57	66	44
Totals	14	1,869	2,946	243	135	236	77
EURO-ASIA DIVISION							
Ukrainian Union Conference							
Ukrainian Union Conference	1	74	134	...	5	5	...
West Russian Union Conference							
West Russian Union Conference	1	43	48	...	2	2	...
Totals	2	117	182	...	7	7	...
INTER-AMERICAN DIVISION							
Belize Union of Churches Mission							
Belize Union of Churches Mission	1	28	83	33	11	11	6
INTER-EUROPEAN DIVISION							
Romanian Union Conference							
Romanian Union Conference	2	47	156	70	28	31	7
SOUTH PACIFIC DIVISION							
Australian Union Conference							
Australian Union Conference	1	82	121	36	2	2	2
Trans Pacific Union Mission (2017)							
Trans Pacific Union Mission (2017)	2	271	510	148	29	29	...
Totals	3	353	631	184	31	31	2
SOUTHERN AFRICA-INDIAN OCEAN DIVISION							
Botswana Union Conference							
Botswana Union Conference	1	34	202	67	11	32	72
Southern Africa Union Conference							
Southern Africa Union Conference	1	50	247	167	17	19	15
Southern Zambia Union Conf (2018)							
Southern Zambia Union Conf (2018)	1	180	385	...	13	17	27
Totals	3	264	834	234	41	68	114
SOUTHERN ASIA DIVISION							
Southwest India Un Section (2018)							
Southwest India Un Section (2018)	1	49	150	...	11	16	5
SOUTHERN ASIA-PACIFIC DIVISION							
Pakistan Union Section							
Pakistan Union Section	1	42	160	57	5	13	4
TRANS-EUROPEAN DIVISION							
Adriatic Union Conference							
Adriatic Union Conference	1
South-East European Union Conf							
South-East European Union Conf	1
Totals	2
WEST-CENTRAL AFRICA DIVISION							
Cameroon Union Mission							
Cameroon Union Mission	1	22	40	36	2	7	2
Eastern Sahel Union Mission							
Eastern Sahel Union Mission	1
Northern Ghana Union Mission							
Northern Ghana Union Mission	4	356	616	...	23	39	50
Southern Ghana Union Conference							
Southern Ghana Union Conference	2	484	1,465	...	42	98	...
Totals	8	862	2,121	36	67	144	52
WORLD TOTALS 2019							
		37	3,631	7,263	857	336	557

Note—Dates in parentheses following the entries indicate the year of the most recent report.

Division and Institution	Schools	Enrollment and Graduates			Teachers and Other Employees		
		SDA Enrollment	Total Enrollment	Graduates	SDA Teachers	Total Teachers	Other Employees
PART 3—Secondary Schools							
EAST-CENTRAL AFRICA DIVISION							
Burundi Union Mission (2018)	24	2,149	4,606	...	88	178	54
East Congo Union Mission	143	8,556	16,126	891	377	554	91
East Kenya Union Conference (2018)	20	481	664	208	53	63	40
Ethiopian Union Mission	6	345	2,938	89	83	133	135
North East Congo Union Mission	441	43,650	79,054	645	2,770	4,684	426
Northern Tanzania Union Conference	14	3,057	3,975	1,167	251	255	253
Rwanda Union Mission	13	1,300	2,635	...	58	90	36
Southern Tanzania Union Mission	6	797	932	139	56	58	48
Uganda Union Mission	27	4,386	10,381	82	239	504	231
West Congo Union Mission	243	11,187	35,820	1,616	1,401	2,154	31
West Kenya Union Conference	18	2,124	2,792	...	174	189	130
Attached Fields	2	150	677	...	10	18	8
Totals	957	78,182	160,600	4,837	5,560	8,880	1,483
EURO-ASIA DIVISION							
Caucasus Union Mission	1	...	16	...	1	4	2
East Russian Union Mission	1	2	2	...	1	1	...
Far Eastern Union of Churches Mission	1	2	7	...	2	3	...
Moldova Union of Churches Conference	1	30	61	...	9	22	16
Southern Union Mission	1	14	179	10	4	20	18
Ukrainian Union Conference	16	329	640	65	119	156	52
West Russian Union Conference	5	126	233	25	39	58	21
Attached Field	1	5	6	...	2	2	...
Totals	27	508	1,144	100	177	266	109
INTER-AMERICAN DIVISION							
Atlantic Caribbean Union Mission	4	375	762	133	60	60	26
Belize Union of Churches Mission	5	526	1,465	283	92	92	52
Caribbean Union Conference	14	1,759	3,128	517	236	240	73
Central Mexican Union Mission	5	220	480	134	40	44	10
Chiapas Mexican Union Conference	25	1,776	3,036	1,046	362	363	80
Dominican Union Conference	27	1,322	5,269	605	213	241	191
East Venezuela Union Mission	11	826	3,579	631	124	189	107
El Salvador Union Mission	22	776	2,248	404	123	126	34
French Antilles-Guiana Un Conference	3	663	1,640	...	68	127	64
Guatemala Union Mission	27	801	2,507	602	271	277	69
Haitian Union Mission	1	46	71	...	22	30	6
Honduras Union Mission	15	515	1,784	354	120	138	45
Inter-Oceanic Mexican Un Conference	28	1,446	3,082	930	261	278	102
Jamaica Union Conference	8	1,074	2,470	253	125	137	79
North Colombian Union Conference	17	1,345	4,011	448	239	265	54
North Mexican Union Conference	20	1,441	2,874	2,319	211	213	60
Panama Union Mission	12	967	2,438	578	177	179	79
Puerto Rican Union Conference	11	607	1,496	235	86	86	63
South Central American Union Mission	12	792	2,340	479	113	119	71
South Colombian Union Conference	12	804	2,355	299	118	138	44
Southeast Mexican Union Mission	14	1,125	2,567	700	226	229	103
West Venezuela Union Mission	16	1,179	4,956	558	134	245	59
Totals	309	20,385	54,558	11,508	3,421	3,816	1,471
INTER-EUROPEAN DIVISION							
Austrian Un of Churches Conference	5	136	151	38	50	50	2
Franco-Belgian Union Conference	1	58	153	...	12	17	6
North German Union Conference	1	1	43	9	2	10	4
Portuguese Union of Churches Conf	1
Romanian Union Conference	4	470	562	119	45	61	40
South German Union Conference	6	135	857	125	61	107	40
Spanish Union of Churches Conference	3	184	580	82	34	48	11
Swiss Union Conference	1	8	24	...	6	6	2
Totals	22	992	2,370	373	210	299	105
NORTH AMERICAN DIVISION							
Atlantic Union Conference	11	368	1,116	137	120	121	205
Canada, SDA Church in	20	398	883	150	80	80	73
Columbia Union Conference	14	257	749	204	65	70	176
Lake Union Conference	13	318	593	168	66	66	134
Mid-America Union Conference	9	269	443	120	57	57	122
North Pacific Union Conference	17	741	1,369	283	151	152	311
Pacific Union Conference	31	541	1,251	307	119	120	279
Southern Union Conference	15	905	1,606	298	144	145	242
Southwestern Union Conference	7	209	308	84	34	34	78
Attached Field	7	45	534	82	75	75	110
Totals	144	4,051	8,852	1,833	911	920	1,730
NORTHERN ASIA-PACIFIC DIVISION							
Japan Union Conference	3	226	336	118	49	49	32
Korean Union Conference	10	2,246	5,093	1,602	381	381	59
Attached Fields	3	64	265	47	26	50	32
Totals	16	2,536	5,694	1,767	456	480	123
SOUTH AMERICAN DIVISION							
Argentina Union Conference	36	2,730	7,360	1,018	798	1,029	193
Bolivia Union Mission	28	2,963	6,696	1,102	246	408	123

Division and Institution	Schools	Enrollment and Graduates			Teachers and Other Employees		
		SDA Enrollment	Total Enrollment	Graduates	SDA Teachers	Total Teachers	Other Employees
SOUTH AMERICAN DIVISION (CONT'D)							
Central Brazil Union Conference	49	2,312	9,991	3,088	646	824	1,864
Chile Union Mission	29	2,797	7,105	1,700	453	575	559
East Brazil Union Mission	13	607	1,887	...	126	181	287
Ecuador Union Mission	11	478	1,300	412	121	179	58
North Brazil Union Mission	15	741	2,339	753	97	185	166
North Peru Union Mission	26	1,618	4,000	769	264	309	125
Northeast Brazil Union Mission	8	424	1,063	322	52	106	102
Northwest Brazil Union Mission	10	459	1,312	632	91	113	251
Paraguay Union of Churches Mission	5	104	214	54	41	57	29
South Brazil Union Conference	33	1,588	5,457	1,512	363	473	1,381
South Peru Union Mission	42	2,441	5,295	1,029	384	443	163
Southeast Brazil Union Conference	18	748	2,060	377	189	253	406
Uruguay Union of Churches Mission	2	113	365	34	33	69	15
West Central Brazil Union Miss	20	896	2,905	779	164	279	460
Totals	345	21,019	59,349	13,581	4,068	5,483	6,182
SOUTH PACIFIC DIVISION							
Australian Union Conference	31	1,615	6,045	657	458	550	90
New Zealand Pacific Un Conference	5	326	731	134	36	62	24
Papua New Guinea Union Mission	13	4,517	6,605	1,961	189	221	35
Trans Pacific Union Mission	26	4,725	6,007	1,048	337	372	115
Totals	75	11,183	19,388	3,800	1,020	1,205	264
SOUTHERN AFRICA-INDIAN OCEAN DIVISION							
Botswana Union Conference	2	63	218	...	34	35	5
Indian Ocean Union Conference	57	3,768	14,659	...	494	770	124
Malawi Union Conference	7	1,054	1,371	93	77	77	72
Mozambique Union Mission	8	686	3,818	810	170	237	77
North-Eastern Angola Union Mission	15	4,560	9,598	1,039	249	349	83
Northern Zambia Union Conference	7	897	1,754	...	82	112	53
Southern Africa Union Conference	9	230	1,721	90	62	110	34
Southern Zambia Union Conference	3	1,156	2,291	...	115	187	47
South-Western Angola Union Mission	18	2,241	6,676	...	192	390	62
Zimbabwe Central Union Conference	12	2,529	4,309	...	97	190	128
Zimbabwe East Union Conference	29	4,482	7,695	...	229	344	188
Zimbabwe West Union Conference	9	2,650	5,159	...	170	236	98
Attached Field	1	5	7	1
Totals	177	24,316	59,269	2,032	1,976	3,044	972
SOUTHERN ASIA DIVISION							
East-Central India Union Section	21	520	8,489	...	322	630	156
Northeast India Union Section (2018)	19	1,636	9,152	344	319	435	87
Northern India Union Section (2018)	12	1,437	12,197	719	155	518	217
South-Central India Un Section (2018)	19	560	9,152	133	275	494	148
Southeast India Union Section (2018)	50	2,137	43,180	6,755	773	6,578	753
Southwest India Union Section (2018)	14	331	6,812	535	205	423	200
Western India Union Section (2018)	18	783	39,638	405	634	1,235	174
Totals	153	7,404	128,620	8,891	2,683	10,313	1,735
SOUTHERN ASIA-PACIFIC DIVISION							
Bangladesh Union Mission	11	1,273	2,669	132	154	163	54
Central Philippine Union Conference	7	1,545	2,731	550	155	155	27
East Indonesia Union Conference	64	4,547	11,942	3,131	826	1,018	147
Myanmar Union Mission	10	1,946	3,374	170	211	216	6
North Philippine Union Conference	14	2,832	4,698	772	270	270	52
Pakistan Union Section	7	232	1,246	58	55	84	7
South Philippine Union Conference	10	3,456	5,307	1,106	256	260	41
Southeast Asia Union Mission	14	972	4,216	657	290	351	49
West Indonesia Union Mission	74	3,722	9,565	2,813	653	925	197
Attached Fields	4	191	3,134	...	89	236	34
Totals	215	20,716	48,882	9,389	2,959	3,678	614
TRANS-EUROPEAN DIVISION							
Adriatic Union Conference	1	22	250	...	16	58	20
British Union Conference	2	38	90	24	21	30	28
Danish Un of Churches Conference	5	53	403	97	36	52	28
Finland Un of Churches Conference	3	50	206	58	16	37	14
Norwegian Union Conference	1	66	183	...	25	27	12
South-East European Un Conference	1	34	42	9	3	19	7
Swedish Un of Churches Conference	1	9	30	19	10	12	14
Attached Fields	1
Totals	15	272	1,204	207	127	235	123
WEST-CENTRAL AFRICA DIVISION							
Cameroon Union Mission	19	4,053	16,159	3,223	537	1,196	118
Central African Union Mission	13	329	4,118	1,230	77	289	81
Eastern Nigeria Union Conference	6	1,284	3,371	467	176	196	237
Eastern Sahel Union Mission	10	355	3,616	507	109	212	61
Northern Ghana Union Mission	72	4,916	38,420	...	282	705	126
Northern Nigeria Union Conference	4	478	899	215	44	61	21
Southern Ghana Union Conference	3	320	821	...	30	94	...
West African Union Mission	21	1,478	10,408	1,759	163	443	166
Western Nigeria Union Conference							

Division and Institution	Schools	Enrollment and Graduates			Teachers and Other Employees		
		SDA Enrollment	Total Enrollment	Graduates	SDA Teachers	Total Teachers	Other Employees

PART 3—Secondary Schools (Cont'd)

ATTACHED TO THE GENERAL CONFERENCE

Chinese Union Mission (2018)	4	39	1,518	276	95	233	105
Middle East & North Africa Un Mission	4	62	544	81	35	76	53

WORLD TOTALS 2019	2,632	205,703	634,435	66,478	25,386	42,536	16,065
-----------------------------	-------	---------	---------	--------	--------	--------	--------

Division and Union	Schools	Enrollment		Teachers and Other Employees		
		SDA Enrollment	Total Enrollment	SDA Teachers	Total Teachers	Other Employees

PART 4--Primary Schools*

EAST-CENTRAL AFRICA DIVISION

Burundi Union Mission (2018)	47	9,936	18,375	265	460	46
East Congo Union Mission	376	15,856	58,669	1,313	1,491	208
East Kenya Union Conference	70	2,616	5,382	186	286	91
Ethiopian Union Mission	32	912	5,689	162	267	122
North East Congo Union Mission	954	150,120	226,805	5,156	5,947	706
Northern Tanzania Union Conference	8	1,209	2,667	98	121	115
Rwanda Union Mission	55	15,287	31,499	414	717	147
Southern Tanzania Union Mission	7	1,000	1,988	78	93	85
Uganda Union Mission	191	18,739	59,031	713	1,780	437
West Congo Union Mission	405	22,455	64,703	1,892	2,563	67
West Kenya Union Conference	10	1,250	2,095	103	126	36
Attached Fields	11	1,490	4,510	61	93	36
Totals	2,166	240,870	481,413	10,441	13,944	2,096

EURO-ASIA DIVISION

Caucasus Union Mission	3	8	204	6	25	25
East Russian Union Mission	5	32	50	9	11	...
Far Eastern Union of Churches Mission	1
Moldova Union of Churches Conf	2	13	82	9	10	7
Southern Union Mission	2	10	189	3	13	2
Ukrainian Union Conference	21	353	934	97	131	61
West Russian Union Conference	8	87	181	24	32	9
Attached Field	1	5	22	6	6	...
Totals	43	508	1,662	154	228	104

INTER-AMERICAN DIVISION

Atlantic Caribbean Union Mission	3	268	511	39	39	14
Belize Union of Churches Mission	20	1,055	4,284	210	222	34
Caribbean Union Conference	38	3,300	6,832	394	408	170
Central Mexican Union Mission	5	242	495	48	50	15
Chiapas Mexican Union Conference	30	2,101	3,950	221	221	61
Dominican Union Conference	52	2,217	8,748	362	445	258
Dutch Caribbean Union Mission	2	11	436	27	38	6
East Venezuela Union Mission	11	607	2,680	140	147	80
El Salvador Union Mission	24	957	3,623	166	167	66
French Antilles-Guiana Un Conference	8	581	1,825	72	75	72
Guatemala Union Mission	30	1,519	3,897	279	283	74
Haitian Union Mission	1	52	117	10	10	9
Honduras Union Mission	21	775	2,384	177	197	42
Inter-Oceanic Mexican Un Conference	43	1,959	4,124	303	314	82
Jamaica Union Conference	19	1,576	3,289	199	217	97
North Colombian Union Conference	18	1,152	3,533	214	221	53
North Mexican Union Conference	35	1,555	2,869	213	214	102
Panama Union Mission	25	1,194	3,547	244	245	92
Puerto Rican Union Conference	15	654	1,709	116	120	66
South Central American Union Mission	28	1,315	4,107	239	246	94
South Colombian Union Conference	18	732	2,164	119	126	34
Southeast Mexican Union Mission	13	1,641	2,912	184	186	38
West Venezuela Union Mission	22	964	5,137	218	232	45
Totals	481	26,427	73,173	4,194	4,423	1,604

INTER-EUROPEAN DIVISION

Austrian Union of Churches Conference	5	26	39	11	11	...
Czecho-Slovakian Union Conference	1	61	257	13	33	12
Franco-Belgian Union Conference	1	65	139	8	8	7
North German Union Conference	2	5	105	4	9	6
Portuguese Union of Churches Conf	5	180	469	43	53	42
Romanian Union Conference	11	693	1,742	150	220	108
South German Union Conference	10	97	216	32	32	...
Spanish Union of Churches Conference	4	326	707	41	50	11
Swiss Union Conference	1	10	15	3	3	1
Totals	40	1,463	3,689	305	419	187

NORTH AMERICAN DIVISION

Atlantic Union Conference	50	142	1,975	143	154	230
Canada, SDA Church in	40	472	2,991	247	249	130

Division and Union	Schools	Enrollment		Teachers and Other Employees		
		SDA Enrollment	Total Enrollment	SDA Teachers	Total Teachers	Other Employees

PART 4--Primary Schools* (Cont'd)

NORTH AMERICAN DIVISION (CONT'D)

Columbia Union Conference	67	668	4,733	350	385	643
Lake Union Conference	66	373	2,244	208	209	356
Mid-America Union Conference	62	261	1,730	168	177	260
North Pacific Union Conference	94	547	4,902	386	408	801
Pacific Union Conference	108	1,007	9,326	725	736	1,216
Southern Union Conference	143	1,102	9,192	756	779	1,278
Southwestern Union Conference	56	564	2,963	271	275	432
Attached Field	10	388	1,429	82	82	72
Totals	696	5,524	41,485	3,336	3,454	5,418

NORTHERN ASIA-PACIFIC DIVISION

Japan Union Conference	10	133	654	51	52	12
Korean Union Conference	10	1,202	4,144	284	284	36
Attached Fields	2	23	231	21	26	15
Totals	22	1,358	5,029	356	362	63

SOUTH AMERICAN DIVISION

Argentina Union Conference	66	4,135	15,501	988	1,114	230
Bolivia Union Mission	34	2,478	8,282	331	444	142
Central Brazil Union Conference	87	10,949	60,950	2,722	2,923	2,683
Chile Union Mission	43	5,064	18,492	766	952	903
East Brazil Union Mission	28	2,870	11,889	484	625	647
Ecuador Union Mission	17	1,485	3,705	154	198	65
North Brazil Union Mission	37	3,211	14,653	581	735	515
North Peru Union Mission	34	2,547	5,381	299	318	83
Northeast Brazil Union Mission	15	1,450	6,614	244	376	159
Northwest Brazil Union Mission	23	2,533	10,010	381	449	419
Paraguay Union of Churches Mission	10	451	1,509	104	146	51
South Brazil Union Conference	74	7,743	38,649	1,573	1,861	1,875
South Peru Union Mission	57	3,072	9,260	482	546	92
Southeast Brazil Union Conference	35	3,802	17,906	725	910	664
Uruguay Union of Churches Mission	6	133	618	38	86	16
West Central Brazil Union Mission	36	3,722	22,524	757	1,034	833
Totals	602	55,645	245,943	10,629	12,717	9,377

SOUTH PACIFIC DIVISION

Australian Union Conference	43	2,437	9,122	475	594	417
New Zealand Pacific Union Conference	18	897	1,590	74	93	39
Papua New Guinea Union Mission	138	19,011	24,893	826	906	34
Trans Pacific Union Mission	133	12,943	19,312	815	839	45
Totals	332	35,288	54,917	2,190	2,432	535

SOUTHERN AFRICA-INDIAN OCEAN DIVISION

Botswana Union Conference	2	337	693	46	47	17
Indian Ocean Union Conference	63	1,991	7,439	222	239	30
Malawi Union Conference	9	1,351	1,667	85	85	2
Mozambique Union Mission	7	1,033	3,331	120	133	64
North-Eastern Angola Union Mission	68	7,286	26,947	696	911	386
Northern Zambia Union Conference	7	1,158	2,882	36	76	16
Southern Africa Union Conference	27	1,619	6,129	240	295	96
Southern Zambia Union Conference	18	4,499	6,847	129	223	20
South-Western Angola Union Mission	8	702	2,801	50	82	24
Zimbabwe Central Union Conference	26	5,608	12,888	163	356	45
Zimbabwe East Union Conference	53	8,789	22,493	339	586	121
Zimbabwe West Union Conference	36	4,806	14,716	278	431	67
Attached Field	1	40	212	7	7	15
Totals	325	39,219	109,045	2,411	3,471	903

SOUTHERN ASIA DIVISION

East-Central India Union Section (2018)	11	370	1,202	63	102	27
Northeast India Union Section (2018)	9	550	2,545	99	140	51
Northern India Union Section	32	681	4,446	117	256	84
South-Central India Un Section (2018)	4	6	541	16	37	4
Southeast India Union Section (2018)	20	85	6,628	89	337	132
Southwest India Union Section (2018)	10	122	3,377	82	205	83
Western India Union Section (2018)	1	2	42	3	3	1
Totals	87	1,816	18,781	469	1,080	382

SOUTHERN ASIA-PACIFIC DIVISION

Bangladesh Union Mission	120	1,545	6,317	287	314	40
Central Philippine Union Conference	76	3,273	8,683	428	433	90
East Indonesia Union Conference	81	3,160	9,434	556	639	48
Myanmar Union Mission	63	1,088	2,706	220	254	...
North Philippine Union Conference	159	5,567	15,017	829	835	238
Pakistan Union Section	6	214	627	30	33	1
South Philippine Union Conference	81	6,572	15,202	620	621	104
Southeast Asia Union Mission	40	1,832	6,232	445	516	90
West Indonesia Union Mission	100	4,136	11,387	752	905	200
Attached Fields	4	74	1,368	28	60	8
Totals	730	27,461	76,973	4,195	4,610	819

Division and Union	Schools	Enrollment		Teachers and Other Employees			Division and Union	Schools	Enrollment		Teachers and Other Employees		
		SDA Enrollment	Total Enrollment	SDA Teachers	Total Teachers	Other Employees			SDA Enrollment	Total Enrollment	SDA Teachers	Total Teachers	Other Employees
PART 4--Primary Schools* (Cont'd)							WEST-CENTRAL AFRICA DIVISION (CONT'D)						
TRANS-EUROPEAN DIVISION							Northern Ghana Union Mission						
British Union Conference	7	241	500	24	53	42	604	12,514	33,986	771	1,576	...	
Danish Union of Churches Conference	5	32	277	16	26	5	37	3,100	4,526	215	254	31	
Finland Union of Churches Conference	4	48	304	17	29	16	178	8,928	54,055	1,260	3,027	...	
Netherlands Un of Church Conference	11	193	760	104	184	48	35	1,405	7,149	136	345	90	
Norwegian Union Conference	1	27	215	16	23	20	20	682	2,318	88	148	45	
Swedish Union of Churches Conference	1	11	40	3	6	3	16	127	2,008	52	111	30	
Attached Fields													
Totals	29	552	2,096	180	321	134	Totals	1,050	32,026	124,406	3,127	6,267	368
WEST-CENTRAL AFRICA DIVISION							ATTACHED TO THE GENERAL CONFERENCE						
Cameroon Union Mission	38	2,181	5,927	218	240	33	Chinese Union Mission	3	20	525
Central African Union Mission	17	541	5,955	82	169	75	Middle East & North Africa Un Mission	5	32	1,725	30	221	61
Eastern Nigeria Union Conference	82	2,034	3,640	180	247	41	WORLD TOTALS 2019						
Eastern Sahel Union Mission	23	514	4,842	125	150	23	6,611	468,209	1,240,862	42,017	53,949	22,051	
							*Not included in the institutional totals.						

Note—In the tables above, dates in parentheses following the entries indicate the year of the most recent report.

Summary of Educational Institutions and Primary Schools	Institutions and Primary Schools	Enrollment				Graduates				Teachers				Other Employees
		Primary	Secondary	Worker Training	Tertiary	Primary	Secondary	Worker Training	Tertiary	Primary	Secondary	Worker Training	Tertiary	
Tertiary Institutions	118	162,335	27,667	14,791	11,054
Worker Training Institutions	37	7,263	857	557	267
Secondary Schools	2,632	...	634,435	66,478	42,536	16,065
Institutional Totals	2,787	...	804,033	95,002	57,884	27,386
Primary Schools*	6,611	1,240,862	53,949	22,051
WORLD TOTALS 2019	9,398	...	2,044,895	95,002	111,833	49,437
WORLD TOTALS 2018	8,797	...	1,881,571	90,484	106,031	42,794

*Not included in the institutional totals.

SECTION II—HEALTHCARE INSTITUTIONS

Table 26

Division and Institution	Location	Beds	Average Daily Census (Inpatients)	Admissions (Inpatients)	Outpatient Visits	SDA Employees	Other Employees	Total Employees	Charity Dollars
PART 1—Hospitals and Sanitariums									
Parenthesized figures after "Totals" represent the number of hospitals and sanitariums in the divisions.									
EAST-CENTRAL AFRICA DIVISION									
East Congo Union Mission									
Lubumbashi Surgical Clinic	Lubumbashi, Dem Rep of the Congo	20	17	675	5,222	29	1	30	...
Songa Adventist Hospital	D/S Kamina, Dem Rep of the Congo	75	7	1,238	713	43	...	43	1,000
East Kenya Union Conference									
Better Living Hospital	Nairobi, Kenya	30	15	288	6,622	28	11	39	3,000
Nairobi Adventist Hospital	Karura, Nairobi, Kenya	85	...	55	28,896	36	7	43	1,000
Nyanchwa Adventist Mission Hospital	Kisii, Kenya	78	62	1,914	30,000	62	5	67	...
Ethiopian Union Mission									
Gimbie Hospital	Gimbie, West Wollega, Ethiopia	76	10	3,485	19,873	141	9	150	12,466
Northern Tanzania Union Conference									
Heri Adventist Hospital	Kigoma, United Republic of Tanzania	72	38	1,877	7,132	62	29	91	6,500
Mwanza Adventist Medical Centre	Mwanza, Tanzania	45	32	1,310	30,600	49	18	67	1,000
Rwanda Union Mission									
Mugonero Hospital	Kibuye, Rwanda	123	76	4,092	21,849	64	53	117	393
Uganda Union Mission									
Ishaka Adventist Hospital	Bushenyi, Uganda	120	50	6,070	13,658	102	52	154	10,000
West Congo Union Mission									
Kinshasa Adventist Health Centre	Kinshasa II, Dem Rep of the Congo
West Kenya Union Conference									
Baraton Jeremic Community Medical Centre	Eldoret, Kenya	55	30	1,825	7,887	24	3	27	...
Kendu Adventist Hospital	Kendu Bay, Kenya	170	78	6,053	18,942	121	20	141	46,000
Totals (13)		949	415	28,882	191,394	761	208	969	81,359
EURO-ASIA DIVISION									
Ukrainian Union Conference									
Angelia Clinic	Kyiv, Ukraine	7	10	51	2,541	32	9	41	16,150
INTER-AMERICAN DIVISION									
Belize Union of Churches Mission									
La Loma Luz Adventist Hospital	Cayo, Belize	13	12	262	7,243	28	25	53	40,519
Caribbean Union Conference									
Community Hospital of Seventh-day Adv	Port of Spain, Trinidad	25	3	154	4,836	42	47	89	99,035
Davis Memorial Clinic and Hospital	Georgetown, Guyana	40	3	440	1,111	29	15	44	1,156
Central Mexican Union Mission									
ACFE Adventist Medical Center	Mexico City, Mexico	12	2	532	46	43	10	53	8,432

STATISTICAL REPORT FOR 2019

Division and Institution	Location	Beds	Average Daily Census (Inpatients)	Admissions (Inpatients)	Outpatient Visits	SDA Employees	Other Employees	Total Employees	Charity Dollars
PART 1—Hospitals and Sanitariums (Cont'd)									
INTER-AMERICAN DIVISION (CONTD)									
Dominican Union Conference									
Vista del Jardin Adventist Medical Center	Santo Domingo, Dominican Republic	65	21	5,520	91,824	334	12	346	22,000
Dutch Caribbean Union Mission									
Antilles Adventist Hospital	Willemstad, Curacao	100	14	...	60,000	116	129	245	40,000
Haitian Union Mission									
Adventist Hospital of Haiti	Port-au-Prince, Haiti	55	50	1,954	20,147	151	27	178	8,042
Honduras Union Mission									
Valley of the Angels Hospital	Tegucigalpa, Honduras	30	25	408	14,852	35	36	71	121,650
Jamaica Union Conference									
Andrews Memorial Hospital	Kingston, Jamaica	60	36	3,282	22,857	148	171	319	19,122
North Mexican Union Conference									
La Carlota Hospital (Montemorelos Univ Hosp)	Montemorelos, Mexico	20	8	2,443	31,375	337	40	377	135,606
Puerto Rican Union Conference									
Bella Vista Hospital	Mayaguez, Puerto Rico	224	62	4,824	13,022	147	437	584	...
South Central American Union Mission									
Nicaragua Adventist Hospital	Esteli, Nicaragua	15	14	883	2,700	10	24	34	37,839
Southeast Mexican Union Mission									
Southeast Hospital	Villahermosa, Tabasco, Mexico	36	28	2,495	7,451	194	12	206	84,997
West Venezuela Union Mission									
Venezuela Adventist Hospital	Barquisimeto, Venezuela	8	3	155	121	58	5	63	45
Totals (14)		703	281	23,352	277,585	1,672	990	2,662	618,443
INTER-EUROPEAN DIVISION									
North German Union Conference									
Berlin Hospital (Krankenhaus Waldfriede)	Berlin, Germany	210	181	15,300	82,000	54	752	805	45,000
Psychosomatic Privatclinic	Berlin, Germany	16	15	193	343	3	13	16	...
Swiss Union Conference									
La Ligniere Clinic (Lake Geneva Sanitarium)	Gland, Switzerland	94	85	1,571	2,324	44	135	178	...
Totals (3)		320	281	17,064	84,667	101	900	999	45,000
NORTH AMERICAN DIVISION									
Columbia Union Conference									
Adventist HealthCare White Oak Medical Center	Silver Spring, Maryland, USA	178	132	9,640	59,600	226	978	1,204	9,304,663
Adventist HealthCare Fort Washington Medical Ctr	Fort Washington, Maryland, USA	28	18	1,822	36,154	302	161,876
Adventist HealthCare Rehabilitation	Rockville, Maryland, USA	97	77	1,941	47,595	16	400	416	538,414
Adventist HealthCare Shady Grove Medical Center	Rockville, Maryland, USA	329	263	18,822	144,451	160	2,037	2,197	9,599,449
Fort Hamilton Hospital, The	Hamilton, Ohio, USA	191	79	6,816	111,081	997	10,994,154
Grandview Hospital and Medical Center	Dayton, Ohio, USA	234	128	10,372	329,184	1,909	27,197,102
Greene Memorial Hospital	Xenia, Ohio, USA	49	26	2,198	106,843	418	6,057,048
Kettering Behavioral Medicine Center	Dayton, Ohio, USA	60	47	1,932	482	171	...
Kettering Medical Center	Kettering, Ohio, USA	462	292	23,146	320,495	3,558	23,765,704
Kettering Medical Center Sycamore	Miamisburg, Ohio, USA	108	98	8,890	147,358	915	9,326,692
Soin Medical Center	Beavercreek, Ohio, USA	157	87	8,135	116,411	1,159	15,564,089
Southview Medical Center	Dayton, Ohio, USA	113	42	4,106	147,155	705	14,086,989
Troy Hospital	Troy, Ohio, USA	19	7	595	15,773	270	2,099,260
Lake Union Conference									
AdventHealth Durand	Durand, Wisconsin, USA	25	3	185	25,545	...	102	102	193,347
Adventist Bolingbrook Hospital	Bolingbrook, Illinois, USA	138	71	6,190	110,007	513	3,179,547
Adventist GlenOaks Hospital	GlenDale Heights, Illinois, USA	143	79	5,677	36,662	443	3,276,335
Adventist Hinsdale Hospital	Hinsdale, Illinois, USA	261	137	11,760	252,466	1,149	1,828,575
Adventist La Grange Memorial Hospital	La Grange, Illinois, USA	198	101	7,890	98,395	664	2,104,592
Mid-America Union Conference									
AdventHealth Ottawa	Ottawa, Kansas
AdventHealth Shawnee Mission	Shawnee Mission, Kansas, USA	504	226	20,227	563,457	107	3,308	3,415	21,653,160
Avista Adventist Hospital	Louisville, Colorado, USA	45	10	903	56,224	2	375	377	201,180
Castle Rock Adventist Hospital	Castle Rock, Colorado, USA	114	38	4,473	97,434	537	1,827,568
Littleton Adventist Hospital	Littleton, Colorado, USA	55	27	3,383	120,490	497	388,595
Parker Adventist Hospital	Parker, Colorado, USA	231	107	9,660	150,706	1,047	967,812
Porter Adventist Hospital	Denver, Colorado, USA	170	84	7,986	244,373	1,040	1,379,306
North Pacific Union Conference									
Adventist Health Portland	Portland, Oregon, USA	302	87	9,272	160,217	1,905	6,170,992
Adventist Health Tillamook	Tillamook, Oregon, USA	25	12	1,366	85,081	561	3,653,645
Pacific Union Conference									
Adventist Health (System)	Roseville, California, USA	3,269
Adventist Health and Rideout	Marysville, California, USA	366	152	11,270	83,910	2,169	5,087,825
Adventist Health Bakersfield	Bakersfield, California, USA	254	167	16,902	144,502	1,874	4,080,669
Adventist Health Castle	Kailua, Hawaii, USA	160	77	7,142	65,434	981	2,348,067
Adventist Health Clear Lake	Clearlake, California, USA	25	16	1,382	65,960	608	2,962,151
Adventist Health Feather River	Paradise, California, USA	32,438	276	448,400
Adventist Health Glendale	Glendale, California, USA	515	261	20,003	137,498	2,550	5,971,988
Adventist Health Hanford (includes Selma)	Hanford, California, USA	230	116	11,097	137,234	1,717	4,647,363
Adventist Health Howard Memorial	Willits, California, USA	25	20	1,775	32,393	346	2,038,994
Adventist Health Lodi Memorial	Lodi, California, USA	190	83	8,284	75,264	1,204	2,322,035
Adventist Health Reedley	Reedley, California, USA	49	12	1,785	35,677	929	4,210,371
Adventist Health Simi Valley	Simi Valley, California, USA	144	81	7,553	51,925	896	1,849,028
Adventist Health Sonora	Sonora, California, USA	152	107	5,173	148,501	1,290	3,464,713
Adventist Health St Helena	St Helena, California, USA	165	122	6,611	44,080	1,133	3,212,486
Adventist Health Tehachapi Valley	Tehachapi, California, USA	25	10	663	10,253	234	1,470,214
Adventist Health Tulare	Tulare, California, USA	73	7	807	334	31,493
Adventist Health Ukiah Valley	Ukiah, California, USA	68	34	3,608	102,198	763	4,357,532
Adventist Health White Memorial	Los Angeles, California, USA	353	242	19,785	79,572	2,033	4,103,919
Loma Linda University Children's Hospital, Inc.	Loma Linda, California, USA	343	232	14,752	126,770	404	1,368	1,772	6,027,055
Loma Linda Univ Behavioral Medicine Center, Inc.	Redlands, California, USA	89	71	405	52,084	93	282	375	7,717,503
Loma Linda University Medical Center, Inc (3 hosp)	Loma Linda, California, USA	622	445	28,160	1,178,171	1,493	4,637	6,080	41,468,783
Loma Linda University Medical Center - Murrieta, Inc.	Murrieta, California, USA	111	102	6,302	55,891	13	262	275	5,368,825

INSTITUTIONAL STATISTICS FOR 2019

Division and Institution	Location	Beds	Average Daily Census (Inpatients)	Admissions (Inpatients)	Outpatient Visits	SDA Employees	Other Employees	Total Employees	Charity Dollars
PART 1—Hospitals and Sanitariums (Cont'd)									US\$
NORTH AMERICAN DIVISION (CONT'D)									
Southern Union Conference									
AdventHealth Carrollwood	Tampa, Florida, USA	103	60	5,707	46,660	15	660	675	7,712,210
AdventHealth Connerton	Land O'Lakes, Florida, USA	50	47	649	115	8	257	265	2,999
AdventHealth Dade City	Dade City, Florida, USA	120	32	2,704	20,803	4,489,411
AdventHealth Daytona Beach	Daytona Beach, Florida, USA	362	250	17,538	347,585	34	2,388	2,422	16,988,617
AdventHealth DeLand	DeLand, Florida, USA	164	100	9,242	211,362	29	855	884	11,890,257
AdventHealth Fish Memorial	Orange City, Florida, USA	179	124	10,080	167,877	37	915	952	10,035,191
AdventHealth Gordon	Calhoun, Georgia, USA	69	45	4,107	258,833	126	1,283	1,409	10,183,729
AdventHealth Heart of Florida	Davenport, Florida, USA	193	78	2,451	27,802	4	1,263	1,267	1,543,515
AdventHealth Hendersonville	Hendersonville, North Carolina, USA	103	42	3,989	385,913	89	1,107	1,196	5,889,906
AdventHealth Lake Wales	Lake Wales, Florida, USA	160	70	2,017	21,585	667,559
AdventHealth Manchester	Manchester, Kentucky, USA	49	16	1,503	156,567	12	490	502	736,288
AdventHealth Murray	Chatsworth, Georgia, USA	42	5	625	75,289	2,992,036
AdventHealth New Smyrna Beach	New Smyrna Beach, Florida, USA	109	64	5,448	130,039	9	650	659	1,399,080
AdventHealth North Pinellas	Tarpon Springs, Florida, USA	168	83	5,784	72,380	14	650	664	8,091,121
AdventHealth Ocala	Ocala, Florida, USA	425	216	16,983	128,387	30	1,769	1,799	10,476,854
AdventHealth Orlando (8 campuses)	Orlando, Florida, USA	2,993	1,868	135,479	1,130,638	1,693	20,337	22,030	236,317,781
AdventHealth Palm Coast	Palm Coast, Florida, USA	99	93	8,253	298,797	32	950	982	7,509,724
AdventHealth Sebring (3 campuses)	Sebring, Florida, USA	205	144	11,543	358,608	129	1,489	1,618	10,246,670
AdventHealth Tampa (2 campuses)	Tampa, Florida, USA	536	338	22,048	146,498	68	3,202	3,270	32,851,160
AdventHealth Waterman	Tavares, Florida, USA	303	165	13,653	132,247	94	1,686	1,780	8,118,378
AdventHealth Wesley Chapel	Wesley Chapel, Florida, USA	145	67	8,190	77,173	27	1,158	1,185	7,737,775
AdventHealth Zephyrhills	Zephyrhills, Florida, USA	149	97	9,402	90,165	55	1,291	1,346	9,036,700
Southwestern Union Conference									
AdventHealth Central Texas	Killeen, Texas, USA	230	82	7,223	142,355	30	1,133	1,163	12,843,423
AdventHealth Rollins Brook	Lampasas, Texas, USA	25	1,865,829
Central Texas Medical Center	San Marcos, Texas, USA	170	31	3,564	128,979	7	664	671	13,085,114
Texas Health Huguley	Burleson, Texas, USA
Totals (90)		15,346	8,751	669,028	10,800,051	5,056	57,946	101,049	721,424,103
*General Conference institution is listed in the division where the main facility is located.									
NORTHERN ASIA-PACIFIC DIVISION									
Japan Union Conference									
Adventist Medical Center (Japan)	Okinawa, Japan	48	21	268	71,207	43	81	124	...
Kobe Adventist Hospital	Kobe, Japan	116	83	2,601	30,159	83	209	292	...
Tokyo Adventist Hospital	Tokyo, Japan	186	138	5,783	77,672	138	320	458	...
Korean Union Conference									
Busan Adventist Hospital	Busan, Korea	273	102	88,023	289,544	186	314	500	18,715
Eden Adventist Hospital	Namyangju-si, Korea	191	151	55,176	3,212	103	...	103	123,874
Seoul Adventist Dental Hospital	Seoul, Korea	6	1	...	50,268	42	31	73	11,553
Seoul Adventist Hospital	Seoul, Korea	431	366	133,495	447,963	515	511	1,026	1,221,226
Yeosu Sanitarium and Hospital	Yosu City, Korea	98	52	19,107	674	39	8	47	41,721
Attached Field: Taiwan Conference									
Taiwan Adventist Hospital	Taipei, Taiwan	379	158	13,494	494,844	32	1,049	1,081	3,815,603
Totals (9)		1,728	1,072	317,947	1,465,543	1,181	2,523	3,704	5,232,692
SOUTH AMERICAN DIVISION									
Argentina Union Conference									
Belgrano Adventist Sanitarium	Buenos Aires, Argentina	66	54	7,665	226,665	268	211	479	57,461
River Plate Sanitarium and Hospital	Libertador San Martin, Argentina	133	124	6,570	260,975	787	80	887	38,357
Central Brazil Union Conference									
Sao Paulo Adventist Hospital	Sao Paulo, Sao Paulo, Brazil	115	86	6,205	51,100	429	285	714	467,353
Chile Union Mission									
Los Angeles Adventist Clinic	Los Angeles, Chile	24	4	1,095	95,995	85	83	168	77,380
Ecuador Union Mission									
Quito Adventist Clinic	Quito, Ecuador	23	9	1,095	21,900	34	8	42	...
North Brazil Union Mission									
Belem Adventist Hospital	Belem, Para, Brazil	208	120	4,380	378,140	578	946	1,524	1,234,621
Northwest Brazil Union Mission									
Manaus Adventist Hospital	Manaus, Amazonas, Brazil	178	66	6,935	245,280	565	694	1,259	1,999,099
Paraguay Union of Churches Mission									
Asuncion Adventist Sanitarium	Asuncion, Paraguay	39	17	2,190	106,580	170	144	314	...
Hohenau Adventist Sanitarium	Hohenau, Itapua, Paraguay	27	13	1,460	65,335	116	49	165	...
South Peru Union Mission									
Ana Stahl Adventist Clinic	Iquitos, Peru	54	16	2,555	70,445	107	164	271	123,725
Good Hope Clinic	Miraflores, Lima, Peru	187	74	8,030	281,780	1,039	172	1,211	13,212
Juliaca Adventist Clinic	Juliaca, Peru	68	27	2,920	49,640	108	126	234	2,156,921
Southeast Brazil Union Conference									
Silvestre Adventist Hospital - Itaboraí	Itaboraí, RJ, Brazil	160	97	5,475	26,280	765	454	1,219	901,020
West Central Brazil Union Mission									
Penfego Adventist Hospital	Campo Grande, MS, Brazil	75	47	10,950	32,850	233	263	496	1,394,580
Totals (14)		1,357	754	67,525	1,912,965	5,284	3,679	8,983	8,463,729
SOUTH PACIFIC DIVISION									
Australian Union Conference									
Adventist Healthcare Limited (Sydney Adv Hosp)	Wahroonga, NSW, Australia	524	374	25,914	141,978	1,520	150,000
Trans Pacific Union Mission									
Atoifi Adventist Hospital	Honiara, Solomon Islands	67	7	1,290	16,820	44	1	45	50,000
Totals (2)		591	381	27,204	158,798	44	1	1,565	200,000
SOUTHERN AFRICA-INDIAN OCEAN DIVISION									
Botswana Union Conference									
Kanye Seventh-day Adventist Hospital	Kanye, Botswana	167	83	5,290	61,710	96	281	377	...
Indian Ocean Union Conference									
Andapa Adventist Hospital	Andapa, Sahamazava, Madagascar	60	42	1,950	13,001	34	...	34	200
Ankazambo Adventist Hospital	Ankazambo, Madagascar	30	26	1,253	1,545	10	...	10	23,000

Division and Institution	Location	Beds	Average Daily Census (Inpatients)	Admissions (Inpatients)	Outpatient Visits	SDA Employees	Other Employees	Total Employees	Charity Dollars
PART 1—Hospitals and Sanitariums (Cont'd)									US\$
SOUTHERN AFRICA-INDIAN OCEAN DIVISION (CONT'D)									
Malawi Union Conference									
Adventist Health Centre Lilongwe	Lilongwe, Malawi	12	2	485	19,564	44	6	50	...
Blantyre Adventist Hospital	Blantyre, Malawi	42	20	2,863	75,699	122	63	185	2,380
Malamulo Hospital	Makwasa, Malawi	225	95	6,911	36,146	130	120	250	30,287
Southern Africa Union Conference									
Maluti Adventist Hospital	Mapoteng, Lesotho	37,876	176	121	297	...
Vista Clinic Psychiatric Hospital	Centurion, South Africa	158	111	3,073	23,040	4	100	104	30,000
Southern Zambia Union Conference									
Lusaka Eye Hospital	Lusaka, Zambia	40	...	256	21,470	33	7	40	46,782
Mwami Adventist Hospital	Chipata, Zambia	210	39	3,135	14,285	12	330	342	743
Yuka Adventist Hospital	Kalabo, Zambia	120	47	1,530	15,633	59	36	95	...
South-Western Angola Union Mission									
Bongo Mission Hospital	Huambo, Angola	14	14	...	1,200	14	...	14	...
Totals (12)		1,078	479	26,746	321,169	734	1,064	1,798	133,392
SOUTHERN ASIA DIVISION									
East-Central India Union Section									
METAS Giffard Memorial Hospital	Nuzvid, Andhra Pradesh, India	115	16	6,830	24,861	92	15	107	27,104
Northeast India Union Section									
Aizawl Adventist Hospital	Aizawl, Mizoram, India	50	34	2,384	9,782	38	21	59	7,753
Garohills Adventist Mission Hospital	West Garohills, India	7	5	600	5,321	18	2	20	500
Northern India Union Section									
METAS Adventist Hospital, Ranchi	Ranchi, Jharkhand, India	130	21	2,038	14,089	62	29	91	291,087
Milton Mattison Memorial Hospital	Hapur, Uttar Pradesh, India	52	9	832	11,878	10	30	40	7,857
Ruby Nelson Memorial Hospital	Jalandhar, Punjab, India	80	70	7,305	50,239	28	16	44	360
Simla Sanitarium and Hospital	Shimla, Himachal Pradesh, India	39	22	269	8,061	21	27	48	445
South-Central India Union Section									
Seventh-day Adventist Medical Centre	Bangalore, Karnataka, India	50	40	3,366	34,464	72	108	181	44,116
Southeast India Union Section									
Thanjavur Adventist Hospital	Thanjavur, Tamil Nadu, India
Southwest India Union Section									
Ottapalam Seventh-day Adventist Hospital	Ottapalam, Kerala, India	120	49	4,974	40,270	79	111	190	146,357
Western India Union Section									
METAS Adventist Hospital, Surat	Surat, Gujarat, India	167	60	22,074	78,138	226	100	326	25,000
Pune Adventist Hospital	Pune, Maharashtra, India	75	42	3,585	22,127	120	51	171	13,541
Attached Fields: Himalayan Section									
Scheer Memorial Adventist Hospital	Kathmandu, Nepal	150	90	9,356	103,107	25	269	294	171,604
Totals (13)		1,035	458	63,613	402,337	791	779	1,571	735,724
SOUTHERN ASIA-PACIFIC DIVISION									
Central Philippine Union Conference									
Adventist Hospital - Calbayog, Inc	Calbayog City, West Samar, Philippines	15	14	3,556	819	53	10	63	13,525
Adventist Hospital - Cebu, Inc	Cebu City, Philippines	100	70	5,638	32,643	194	26	220	...
Adventist Medical Center - Bacolod	Bacolod City, Philippines	170	138	13,017	86,036	436	265	701	15,611
East Indonesia Union Conference									
Manado Adventist Hospital	Manado, North Sulawesi, Indonesia	144	88	8,721	38,683	337	48	385	60,480
North Philippine Union Conference									
Adventist Hospital - Palawan (2018)	Puerto Princesa City, Philippines	162	87	7,979	46,118	405	182	587	17,036
Adventist Hospital - Santiago City (2018)	Santiago City, Isabela, Philippines	50	48	5,070	35,781	221	52	273	4,905
Adventist Medical Center Manila (2018)	Pasay City, Metro Manila, Philippines	150	83	7,416	85,520	528	3	531	...
Pakistan Union Section									
Karachi Adventist Hospital	Karachi, Pakistan
South Philippine Union Conference									
Adventist Hospital - Davao	Davao City, Philippines	75	54	4,714	39,458	169	85	254	10,806
Adventist Medical Center - Iligan City, Inc	Iligan City, Philippines	130	107	10,509	27,287	380	191	571	293,963
Adventist Medical Center - Valencia City	Valencia City, Bukidnon, Philippines	100	79	6,217	5,287	206	8	214	4,197
Gingoog Sanitarium and Hospital	Gingoog City, Misamis Oriental, Philippines	30	30	6,712	12,723	133	50	183	10,070
Southeast Asia Union Mission									
Mission Hospital (Bangkok)	Bangkok, Thailand	110	70	4,867	160,813	59	336	395	23,209
Mission Hospital Phuket	Phuket, Thailand	82	67	7,259	329,826	25	375	400	434
Penang Adventist Hospital	Penang, Malaysia	263	148	17,487	290,110	246	991	1,237	709,322
West Indonesia Union Mission									
Bandar Lampung Adventist Hospital	Bandar Lampung, Sumatra, Indonesia	180	125	1,207	14,455	491	55	546	...
Bandung Adventist Hospital	Bandung, West Java, Indonesia	254	141	13,355	108,467	613	144	757	...
Medan Adventist Hospital	Medan, Sumatra, Indonesia	116	87	9,032	62,427	216	97	313	8,959
Attached Field: Sri Lanka Mission of SDA									
Lakeside Adventist Hospital (2018)	Kandy, Sri Lanka	40	29	2,278	9,769	31	80	111	2,565
Totals (19)		2,171	1,465	135,034	1,386,222	4,743	2,998	7,741	1,175,082
TRANS-EUROPEAN DIVISION									
Norwegian Union Conference									
Skogli Health and Rehabilitation Center	Lillehammer, Norway	109	105	95	10	19	64	83	2,000
WEST-CENTRAL AFRICA DIVISION									
Cameroon Union Mission									
Batouri Adventist Hospital	Batouri, Cameroon	40	25	2,610	3,335	20	9	29	3,000
Buea Seventh-day Adventist Hospital	Buea, Cameroon	19	16	1,139	4,802	13	9	22	655
Koza Adventist Hospital	Koza, Extreme Nord, Cameroon	99	11	556	449	5	39	44	1,200
Central African Union Mission									
Béré Adventist Hospital	Kelo, Chad	104	40	5,258	10,799	45	11	56	78,727
Bougadame Hospital	Abeche, Central African Republic	28	16	4,422	6,704	18	14	32	...
Moundou Hospital	Moundou, Chad	40	20	646	1,159	10	11	21	12,000
Eastern Nigeria Union Conference									
Seventh-day Adv Hosp and Motherless Babies' Home	Aba, Abia State, Nigeria	70	34	1,566	16,289	76	20	96	...

Division and Institution	Location	Beds	Average Daily Census (Inpatients)	Admissions (Inpatients)	Outpatient Visits	SDA Employees	Other Employees	Total Employees	Charity Dollars
PART 1—Hospitals and Sanitariums (Cont'd)									
WEST-CENTRAL AFRICA DIVISION (CONT'D)									
Eastern Sahel Union Mission									
Glei Adventist Eye Hospital	Glei, Togo	20	29	255	7,052	14	3	17	...
Northern Ghana Union Mission									
Akomaa Memorial Adventist Hospital (2018)	Bekwai-Ashanti, Ghana	48	35	3,500	12,975	83	77	160	...
Asamang Seventh-day Adventist Hospital (2018)	Agona, Asamang, Ghana	116	58	5,295	49,928	104	124	228	...
Breman Seventh-day Adventist Hospital	Kumasi, Ghana	30	14	1,371	11,666	27	40	67	...
Dominase Adventist Hospital (2018)	Bekwai-Ashanti, Ghana	59	40	4,079	38,256	105	86	191	...
Hart Adventist Hospital (2018)	Kumasi, Ghana	29	13	1,052	9,819	31	49	80	...
Kwadaso Seventh-day Adventist Hospital	Kwadaso-Kumasi, Ghana	82	76	7,936	98,790	103	199	302	...
Namong Seventh-day Adventist Hospital (2018)	Namong, Ghana	30	22	3,084	25,101	48	69	117	...
Obuasi Seventh-day Adventist Hospital (2018)	Obuasi-Brahabeome, Ghana	30	17	5,023	6,203	81	92	173	...
Sunyani Seventh-day Adventist Hospital (2018)	Sunyani, Ghana	71	62	5,801	44,503	76	129	205	...
Tamale Seventh-day Adventist Hospital	Tamale, Ghana	98	60	4,754	32,135	45	211	256	...
Valley View Adventist Hospital - Techiman (2018)	Techiman, Ghana	50	32	2,427	15,941	41	52	93	...
Wiamoase Seventh-day Adventist Hospital	Wiamoase, Ashanti, Ghana	37	18	1,529	2,010	47	69	116	...
Northern Nigeria Union Conference									
Adventist Medical Center	Jos, Nigeria	8	4	178	461	9	2	11	...
Jengre Seventh-day Adventist Hospital	Jos, Plateau State, Nigeria	58	19	1,202	7,086	48	17	65	...
Southern Ghana Union Conference									
Asawinso SDA Hospital	Asawinso, Ghana	50	34	3,975	13,005	24	32	56	...
Gbawe Seventh-day Adventist Hospital	Accra, Ghana	32	29	4,450	21,008	32	70	102	...
Kofikrom SDA Hospital	Kofikrom, Ghana	25	23	3,840	15,892	21	41	62	...
Koforidua SDA Hospital	Koforidua, Ghana	66	47	5,869	86,950	63	157	220	...
Nagel Memorial Adventist Hospital	Takoradi, Ghana	42	25	7,840	35,908	55	125	180	...
Valley View University Hospital, Oyibi	Accra, Ghana	25	24	2,215	9,760	30	60	90	...
West African Union Mission									
Seventh-day Adventist Cooper Eye Center	Montserrado, Liberia
Seventh-day Adventist Cooper Hospital	Montserrado, Liberia	46
Waterloo Seventh-day Adventist Hospital	Waterloo, Sierra Leone	42	22	1,434	7,814	52	18	70	36,000
Western Nigeria Union Conference									
Inisa Community Medical Centre	Inisa, Osun State, Nigeria	45	5	825	1,509	5	10	15	...
Seventh-day Adventist Hospital Ile-Ife	Ile-Ife, Osun State, Nigeria	60	15	1,250	3,024	50	100	150	1,000
Babcock University Teaching Hospital	Ilesha-Remo, Ogun State, Nigeria	181	75	5,476	117,502	195	266	461	12,000
Totals (34)		1,780	960	100,857	717,835	1,576	2,211	3,787	144,582
Chinese Union Mission									
Hong Kong Adventist Hospital - Stubbs Road	Hong Kong SAR	135	61	9,414	76,403	39	545	584	112,923
Hong Kong Adventist Hospital - Tsuen Wan	Tsuen Wan, Hong Kong SAR	294	156	26,244	185,672	64	906	970	128
Totals (2)		429	217	35,658	262,075	103	1,451	1,554	113,051
WORLD TOTALS 2019 (227)		27,603	15,630	1,513,056	17,983,192	22,097	74,823	136,506	738,385,307

Note—Incomplete reporting.

Division and Union	Units	Beds	Average Daily Census (In-patients)	Admissions (In-patients)	SDA Employees	Other Employees	Total Employees
PART 2—Nursing Homes and Retirement Centers							
INTER-AMERICAN DIVISION							
Caribbean Union Conference							
Tabitha Senior Citizens' Home	1
INTER-EUROPEAN DIVISION							
Czecho-Slovakian Union Conference							
Efata Senior Citizen Center	1	19	19	2	6	16	22
Franco-Belgian Union Conference							
French Retirement Home	1	95	90	31	64	6	70
Italian Union of Churches Conference							
Italian Retirement Home	1	92	88	23	29	25	54
North German Union Conference							
Berlin-Steglitz Retirement Home	1	54	54	7	4	41	45
Friedensau Retirement Home	1
Neanderthal Retirement Home	1	182	177	91	18	111	129
Uelzen Retirement Home	1	114	107	29	3	122	125
Portuguese Union of Churches Conference							
Lapi-Funchal	1	16	16	3	7	8	15
Lapi-Norte	1	40	40	9	11	19	30
Lapi-Sul	1	76	76	18	10	42	52
South German Union Conference							
Odenwald Home for Disabled	1	26	26	26	8	22	30
Wittelsbach Retirement Home	1	194	140	25	38	102	140
Spanish Union of Churches Conference							
Spanish Retirement Home	1	70	64	...	29	14	43
Swiss Union Conference							
La Girarde Retirement and Nursing Home	1	62	62	15	4	26	30
Le Flon Retirement Home	1	24	24	13	1	91	92
Oertlimatt Retirement and Nursing Home	1	54	53	30	8	39	47
Totals	16	1,118	1,036	322	240	684	924
NORTH AMERICAN DIVISION							
Atlantic Union Conference							
Adventist Home Inc.	1
Ledgeview Nursing Home	1
Canada, SDA Church in							
East Park Lodge Inc.	1
Heritage Green Nursing Home	1	167	165	40	47	213	260
Heritage Green Retirement Home	1	21	19	6	3	17	20
Kingsway Pioneer Home Inc	1	80	2	...	2
Park Manor Care Inc	1
Rest Haven Lodge	1
Sherwood Care	2
Sunnyside Adventist Care Centre	1
West Park Manor Personal Care Hme Inc	1
Columbia Union Conference							
Sycamore Glen Health Center (Kettering)	1	100	95	43	105
Sycamore Glen Ret Comm (Kettering)	1	174	136	72	110
Greene Oaks	1
Mid-America Union Conference							
Overland Park Nursing & Rehab Center	1
Porter Place, Inc.	1
Trinity Nursing & Rehab Center	1
Pacific Union Conference							
Golden Oaks Village	1
Napa Valley Adv Retirement Estates	1
Southern Union Conference							
Adventist Care Center Courtland	1
East Orlando Health & Rehab Center	1
Florida Living Retirement Community	1
Highland Rim Terrace	1
Lamar Healthcare & Rehabilitation	1
Sunbelt Health & Rehab Center	1
Zephyr Haven Health & Rehab Center	1

Division and Union	Units	Beds	Average Daily Census (In-patients)	Admissions (In-patients)	SDA Employees	Other Employees	Total Employees
PART 2—Nursing Homes and Retirement Centers (Cont'd)							
NORTH AMERICAN DIVISION (CONT'D)							
Zephyrhills Health & Rehab Center	1
Southwestern Union Conference							
Hays Nursing & Rehab Center	1
Huguley Nursing & Rehab Center	1
Wolfe Living Center Association	1
Florida Living Nursing Center	1	91	90	...	6	...	6
Totals	32	633	505	161	58	230	503
NORTHERN ASIA-PACIFIC DIVISION							
Japan Union Conference							
Adventist Eliza-Kai	1
Chiba Community Care Center	1	1	6	7
Hakusan Group Nursing Home	1	9	9	...	1	3	4
Higashikurume Saiwaicho Day Service Ctr	1	26	1	3	4
Hikarigaoka Community Care Plaza	1	3	17	20
Honamanuma Group Nursing Home	1	9	9	3	1	3	4
House of Ruth Retirement Center	1	20	20	19	3	6	9
Miltos Kamishirane Group Nursing Home	1	18	18	7	2	5	7
Miltos Tsurugamine Group Nursing Home	1	18	18	8	2	7	9
Parousia Kobe	1
Rainbow House Group Home	1	1	17	18
Shalom Higashikurume	1	92	92	15	14	33	47
Shalom Minamisawa Day Service Center	1	28	2	3	5
Shalom Nursing Home	1	120	120	117	15	147	162
Shalom Sakurayama Retirement Center	1	50	50	8	6	1	7
Shalom Uragamidai Handicapped Fac.	1	56	56	52	3	82	85
Shalom Wakaba Life House	1	1	20	21
Shalom Wakaba No 1 Day Service Center	1	4	16	20
Shalom Wakaba No 2 Day Service Center	1	1	11	12
Shalom Yokohama	1	110	106	28	23	49	72
Suginamiku Sever Mult HC Chn Day Ctr	1	...	3	4	...	5	5
Korean Union Conference							
Eden Senior Sanitarium Center	1	100	98	...	57	10	67
Evergreen Center	1	41	41	...	5	...	5
Jindo-Gun Senior Sanitarium Center	1	74	74	...	23	25	48
Sahmyook Senior Sanitarium Center	1	82	79	...	22	28	50
Sunchang-Gun Senior Sanitarium Center	1	60	60	...	5	33	38
Yoojawon: Sah Senior Sanitarium Center	1	122	120	...	20	55	75
Totals	27	981	973	315	216	583	801
SOUTH AMERICAN DIVISION							
South Brazil Union Conference							
Adventist Home for the Elderly	1
SOUTH PACIFIC DIVISION							
Australian Union Conference							
Adventcare Bendigo	1	26	26
Adventcare Whitehorse	1	134	132	42	28	135	163
Adventcare Yarra Ranges	1	42	42	16	3	55	58
Adv Nrs Hm, Eliz. Lodge & Es. Somerville	1	92	92	24	29	51	80
Adventist Residential Care (Bussetton)
Adventist Residential Care (Nollamara)
Adventist Care (Rossmoynne)	1	199	160	60	19	45	64
Adventist Retirement Village (Hornsby)	1	39	1	0	1
Adventist Retirement Vlg (Kings Langley)	1	51	3	1	4
Adventist Retirement Village (Wahroonga)	1	50	3	1	4
Adventist Retirement Nursing Home	1	72	66	18	5	62	67
Alstonville Lifestyle Community	1	133	50	13	12	34	46
Avondale Lifestyle Community	1	393	160	61	56	114	170
Caloundra Adventist Retirement Village	1	48	46	16	6	51	57
Capricorn Adventist Retirement Village	1	66	65	15	10	80	90
Jewells Lifestyle Community	1	66	1	1	2
Laughlin Retirement-Nunawading	1	56	56
Melody Park Retirement Resort	1	40	39	4	5	40	45
Mountainview Retirement Vlg, Warburton	1	10	10
Tweed Heads Lifestyle Community	1	72	2	1	3
Victoria Point Adventist Retirement Village	1	179	173	37	22	100	122
Wyee Point Lifestyle Community	1	71	1	1	2
New Zealand Pacific Union Conference							
Bethesda Care Limited, Wiri	1	72	...	52	8	63	71
Bethesda Village Limited, Wiri	1	75	3	3	6
Totals	22	1,986	1,117	358	217	838	1,055
SOUTHERN AFRICA-INDIAN OCEAN DIVISION							
Indian Ocean Union Conference							
Rosie Le Meme Adv Nursing Home	1	41	41	4	16	2	18
Southern Africa Union Conference							
Advent Haven Frail Care & Comm Centre	1	85	74	4	7	56	63
Advent Haven Retirement Village	1	64	3	3
Advent Haven Frail Care	1
Anerley Haven	1

Division and Union	Units	Beds	Average Daily Census (In-patients)	Admissions (In-patients)	SDA Employees	Other Employees	Total Employees
SOUTHERN AFRICA-INDIAN OCEAN DIVISION (CONT'D)							
Anerley Place Hsng Scheme for Sr Citzs	1
Anerley Retirement Villages	1
Diamant Ret Village and Comm Service	1
Drie Riviere Ret Village and Comm Ctr	1	368	4	4
Esda Retirement Vlg and Comm Centre	1
Esda Housing Scheme for Senior Citzs	1
Esda Retirement Village	1	82	3	3
Gerry Fourie Hospital	1	40	31	6	2	23	25
Magnolia Haven Housing Scheme	1
Marburg Haven ADRA	1
Montamed Sorgsentrum	1	42	38	6	1	59	60
Montana Ret Village and Comm Service	1	341	10	10
Royce Haven Retirement Villas	1
Sea Breeze Retirement Homes	1
Sonskyn Retirement Village	1	106	1	1
Sunnyside Lodge	1
Trimed Sub-Acute Clinic	1	10	7	95	...	6	6
Wolmaranstaad Children/Adults/Hospice	1
Totals	23	1,179	191	115	26	167	193
TRANS-EUROPEAN DIVISION							
Danish Union of Churches Conference							
Soendervang Retirement Home	1
Solbakken Retirement Home	1
Finland Union of Churches Conference							
Nurmikoti Oy Retirement Home	1	40	40	...	8	25	33
Hungarian Union Conference							
Adventist Home Care Services Hidas	1	7	7	3	3	...	3
Gyula Retirement Home	1	50	47	13	15	14	29
Tass Retirement Home	1	30	30	8	3	13	16
Norwegian Union Conference							
Mosserod Old People's Home	1	58	44	44	7	51	58
Nordas Old People's Home	1	31	31	17	7	56	63
Polish Union Conference							
Polish Old People's Home (Samarytanin)	1	89	89	2	42	13	55
Totals	9	305	288	87	85	172	257
WEST-CENTRAL AFRICA DIVISION							
Eastern Nigerian Union Conference							
SDA Motherless Babies' Home	1	14	12	...	8	...	8
Adv Rehab Welfare and Orphanage	1	610	576	174	170	344	514
Totals	2	624	588	174	178	344	522
WORLD TOTALS 2019	133	6,826	4,698	1,532	1,020	3,019	4,255
<i>Note—Incomplete reporting.</i>							

Division and Union	Units	In-patient Beds	Out-patient Visits	SDA Employees	Other Employees	Total Employees
PART 3—Clinics and Dispensaries						
EAST-CENTRAL AFRICA DIVISION						
Burundi Union Mission	4	50	78,716	16	5	21
East Congo Union Mission	2	63	12,903	58	5	63
East Kenya Union Conference	14	43	56,922	71	5	76
Ethiopian Union Mission	8	...	54,716	32	25	57
North East Congo Union Mission	29	470	26,074	260	89	349
Northern Tanzania Union Conference	19	7	102,821	94	30	124
Rwanda Union Mission	8	162	169,190	140	53	193
Southern Tanzania Union Mission	7	30	56,493	57	20	77
Uganda Union Mission	19	213	41,572	109	70	179
West Congo Union Mission	5	150	7,148	32	12	44
West Kenya Union Conference	18	35	58,763	69	16	85
Attached Field	1	...	1,030	2	...	2
Totals	134	1,223	666,348	940	330	1,270
EURO-ASIA DIVISION						
Ukrainian Union Conference	3	153	2,457	63	16	79
INTER-AMERICAN DIVISION						
Caribbean Union Conference	3
Central Mexican Union Conference	1
Dominican Union Conference	3
East Venezuela Union Mission	4
Honduras Union Mission (2018)	1	...	4,242	1	4	5
Jamaica Union Conference	5
North Colombian Union Conference	2
North Mexican Union Conference	3

INSTITUTIONAL STATISTICS FOR 2019

Division and Union	Units	In-patient Beds	Out-patient Visits	SDA Employees	Other Employees	Total Employees
PART 3—Clinics and Dispensaries (Cont'd)						
INTER-AMERICAN DIVISION (CONT'D)						
Puerto Rican Union Conference	2
South Central American Union Mission	1
South East Mexican Union Mission	2
West Venezuela Union Mission	2
Totals	29	...	4,242	1	4	5
INTER-EUROPEAN DIVISION						
Romanian Union Conference	1
Swiss Union Conference	1	...	1,663	1	7	8
Totals	2	...	1,663	1	7	8
NORTH AMERICAN DIVISION						
Columbia Union Conference	4	...	44,581	10	34	44
North Pacific Union Conference	38
Pacific Union Conference	229
Southern Union Conference	1
Attached Field	2
Totals	274	...	44,581	10	34	44
NORTHERN ASIA-PACIFIC DIVISION						
Japan Union Conference	2	...	120,742	19	47	66
SOUTH AMERICAN DIVISION						
Argentina Union Conference	1	42	...	75	...	75
Central Brazil Union Conference	2	132	92,710	166	33	199
East Brazil Union Mission	2
Paraguay Union of Churches Mission	1
South Brazil Union Conference	2	...	83,589	58	1	59
West Central Brazil Union Mission	1
Totals	9	174	176,299	299	34	333
SOUTH PACIFIC DIVISION						
Papua New Guinea Union Mission	44	136	107,359	61	39	100
Trans Pacific Union Mission	24	73	218,858	25	7	32
Totals	68	209	326,217	86	46	132
SOUTHERN AFRICA-INDIAN OCEAN DIVISION						
Botswana Union Conference	3	...	10,562	33	10	43
Indian Ocean Union Conference	8	...	11,947	36	3	39
Malawi Union Conference	20	...	222,724	183	32	215
Mozambique Union Mission	2
North-Eastern Angola Union Mission	2	...	1,800	4	2	6
Northern Zambia Union Conference	4	...	242	10	16	26
Southern Africa Union Conference	10	...	285,047	31	23	54
Southern Zambia Union Conference	11
South-Western Angola Union Mission	5	...	9,506	39	7	46
Zimbabwe Central Union Conference	5	...	312	16	6	22
Zimbabwe East Union Conference	4	...	14,171	4	20	24
Zimbabwe West Union Conference	4	...	49,844	24	11	35
Totals	78	...	606,155	380	130	510
SOUTHERN ASIA DIVISION						
South-Central India Union Section	1	...	4,816	8	3	11
SOUTHERN ASIA-PACIFIC DIVISION						
Bangladesh Union Mission	1

Division and Union	Units	In-patient Beds	Out-patient Visits	SDA Employees	Other Employees	Total Employees
SOUTHERN ASIA-PACIFIC DIVISION (CONT'D)						
East Indonesia Union Conference	2
Myanmar Union Mission	3	...	5,368	14	6	20
North Philippine Union Conference	1
South Philippine Union Conference	1
West Indonesia Union Mission	15	...	48,714	54	28	82
Totals	23	...	54,082	68	34	102
WEST-CENTRAL AFRICA DIVISION						
Cameroon Union Mission	5
Central African Union Mission	3	...	906	15	3	18
Eastern Nigeria Union Conference	5
Eastern Sahel Union Mission	2
Northern Ghana Union Mission	7	...	28,570	60	146	206
Northern Nigeria Union Conference	12	...	10,681	16	6	22
Southern Ghana Union Conference	10	88	62,421	90	131	221
Western Nigeria Union Conference	3
Western Sahel Union Mission	2	...	12,000	4	2	6
Totals	49	88	114,578	185	288	473
Chinese Union Mission	1	...	14,217	...	7	7
WORLD TOTALS 2019	673	1,847	2,136,397	2,060	980	3,040
<i>Note—Incomplete reporting.</i>						

Division, Institution, and Location	Units	Beds	Average Daily Census	SDA Employees	Other Employees	Total Employees
PART 4—Orphanages and Children's Homes						
INTER-AMERICAN DIVISION						
Dominican Union Conference	2
SOUTH AMERICAN DIVISION						
East Brazil Union Mission	1
South Brazil Union Conference	2
Totals	3
SOUTHERN AFRICA-INDIAN OCEAN DIVISION						
Botswana Union Conference	1
SOUTHERN ASIA DIVISION						
East-Central India Union Section	1
South-Central India Union Section	1
Totals	2
SOUTHERN ASIA-PACIFIC DIVISION						
West Indonesia Union Mission	6	82	74	9	2	11
TRANS-EUROPEAN DIVISION						
Hungarian Union Conference	1	160	139	1	74	75
WORLD TOTALS 2019	15	242	213	10	76	86
<i>Note—Incomplete reporting.</i>						

Note—In the tables above, the dates in parentheses following the entries indicate the year of the most recent report.

Part 5 of the Healthcare Report, "Airplanes and Medical Launches," has been temporarily removed due to insufficient reporting. See summary below for partial report.

Summary of Healthcare Institutions	Institutions	Beds or Units	Average Daily Census	Admissions (Inpatients)	Outpatient Visits	SDA Employees	Other Employees	Total Employees	Charity Dollars
US\$									
Hospitals and Sanitariums	227	27,603	15,630	1,513,056	17,983,192	22,097	74,823	136,506	738,385,307
Nursing Homes and Retirement Centers	133	6,826	4,698	1,532	...	1,020	3,019	4,255	...
Clinics and Dispensaries	673	1,847	2,136,397	2,060	980	3,040	...
Orphanages and Children's Homes	15	242	213	10	76	86	...
Airplanes and Medical Launches	...	4	6,036	29	...	29	...
WORLD TOTALS 2019	1,048	36,522	20,541	1,514,588	20,125,625	25,216	78,898	143,916	738,385,307
WORLD TOTALS 2018	783	35,001	22,612	1,500,484	22,234,638	24,189	76,624	142,595	1,136,209,136

Note—Incomplete reporting.

Note—Some organizations reported the number of employees by head count instead of as full-time equivalents (FTE).

SECTION III—PUBLISHING HOUSES

Table 27

Division and Institution	Books for Literature Evangelist Work (Subscriptions)			Books for Church Members (Trades)			Job Printing	Total Sales	Employees	Periodicals	Languages
	Books	Magazines	Miscellaneous	Books/Bibles	Magazines/Periodicals	Miscellaneous					
	US\$	US\$	US\$	US\$	US\$	US\$					
Note—Parenthesized figures after "Totals" represent the number of publishing houses and branches in the divisions.											
EAST-CENTRAL AFRICA DIVISION											
Africa Herald Publishing House	66,679	...	540	927,085	994,304	34	9	5
Ethiopian Advent Press	no report
Ufumu Publishing House	189,563	121,622	894,631	1,938	...	1,207,754	40	4	3
Upper Nile Press	no report
Totals (4)	189,563	188,301	894,631	2,478	927,085	2,202,058	74	13	...
EURO-ASIA DIVISION											
Source of Life Publishing House	148,240	213,352	193,870	111,408	79,374	746,244	45	23	3
Source of Life Publishing House (Ukraine)	105,970	21,242	277,488	6,118	8,767	115,469	34,423	569,477	23	16	2
Totals (2)	254,210	21,242	277,488	219,470	202,637	226,877	113,797	1,315,721	68	39	...
INTER-AMERICAN DIVISION											
Inter-American Division Publishing Association	11,517,588	1,832,441	127,834	13,477,863	38	3	4
Mexican Adventist Editorial Group	4,712,078	4,410,896	...	1,034,927	...	10,157,901	179	2	1
Totals (2)	16,229,666	1,832,441	127,834	4,410,896	...	1,034,927	...	23,635,764	217	5	...
INTER-EUROPEAN DIVISION											
Austrian Publishing House*	215,424	524,919	740,343	5	4	1
Bulgarian Adventist Publishing House	27,614	80,340	...	56,326	...	164,280	5	8	1
Czech Publishing House	67,889	253	1,572	55,524	59,160	9,090	...	193,488	1	1	3
German Publishing House	no report
Italian Publishing House	28,571	117,582	13,626	73,626	46,549	9,740	34,000	323,694	7	5	1
Life and Health Publishing House	389,914	299,547	59,703	99,101	22,296	870,561	6	21	1
Portuguese Publishing House*	742,545	211,255	...	714,471	18,590	...	31,356	1,718,217	10	77	1
Romanian Adventist Publishing House	289,234	11,854	24,303	1,234,106	237,733	2,234,893	886,187	4,918,310	186	29	4
Safeliz Publishing House*	1,620,331	2,764,909	425,155	289,901	...	5,100,296	21	12	8
Slovakian Publishing House	118,382	...	3,763	11,987	26,714	37,780	...	198,626	4	2	1
Swiss Publishing House	447,340	539,770	...	227,496	22,779	197,560	...	1,434,945	9	1	1
Totals (11)	3,947,244	1,180,261	102,967	5,687,378	836,680	2,934,391	973,839	15,662,760	254	160	...
NORTH AMERICAN DIVISION											
Pacific Press Publishing Association	737,478	5,684,090	11,406,819	1,880,574	3,138,964	22,847,925	148	56	6
Review and Herald Publishing Association*+	no report
Totals (2)	737,478	5,684,090	11,406,819	1,880,574	3,138,964	22,847,925	148	56	...
+General Conference institutions are listed in the division where the main plant is located.											
NORTHERN ASIA-PACIFIC DIVISION											
Japan Publishing House*	26,415	295,538	1,970	90,294	243,386	41,864	67,678	767,145	7	9	1
Korean Publishing House	347,665	220,142	...	876,329	1,213,295	679,496	1,858,725	5,195,652	58	17	1
Signs of the Times Publishing Association	26,903	33,641	3,753	1,837	32	15,619	118,191	199,976	15	3	1
Totals (3)	400,983	549,321	5,723	968,460	1,456,713	736,979	2,044,594	6,162,773	80	29	...
SOUTH AMERICAN DIVISION											
Brazil Publishing House	2,843,659	2,033,207	510,230	12,320,372	6,753,946	5,994,476	3,837,902	34,293,792	621	28	1
South American Spanish Publishing House	1,532,703	115,266	...	4,765,216	646,055	618,620	6,549,246	14,227,106	181	16	1
Totals (2)	4,376,362	2,148,473	510,230	17,085,588	7,400,001	6,613,096	10,387,148	48,520,898	802	44	...
SOUTH PACIFIC DIVISION											
Signs Publishing Company	593,344	...	91,810	1,372,727	1,271,801	5,737	634,242	3,969,661	22	3	2
SOUTHERN AFRICA-INDIAN OCEAN DIVISION											
Adventist Printing House (Madagascar)	48,255	271,736	173,773	59,396	18,745	571,905	38	35	3
Angola Publishing House	no report
Malamulo Publishing House	28,782	115,432	...	5,638	52,490	202,342	23	4	2
Mozambique Publishing House*	no report
Zambia Adventist Press	no report
Totals (5)	48,255	...	28,782	387,168	173,773	65,034	71,235	774,247	61	39	...
SOUTHERN ASIA DIVISION											
Oriental Watchman Publishing House	no report
SOUTHERN ASIA-PACIFIC DIVISION											
Bangladesh Adventist Publishing House	1,545	4,906	...	1,589	6,495	14,535	3	7	1
Indonesia Publishing House	133,398	33,440	...	217,025	52,161	140,833	19,501	596,358	54	10	1
Kinsaug Publishing House	no report
Lakpahana Publishing House of SDA	13,763	5,333	...	20,512	83	9,599	83,334	132,624	12	6	3
Pakistan Publishing House (Qasid)*	no report
Philippine Publishing House	5,352,113	2,505,116	346,156	1,473,868	657,606	997,514	42,942	11,375,315	94	9	4
Totals (6)	5,500,819	2,543,889	346,156	1,716,311	709,850	1,149,535	152,272	12,118,832	163	32	...
TRANS-EUROPEAN DIVISION											
Advent Publishing House*	no report
Adventist Media and Forvaltning AB*	no report
Albanian SDA Publishing Service*	no report
Croatian Publishing House*	21,632	59,297	32,288	16,478	33,073	162,768	2	6	1
Danish Publishing House*	3,761	1,804	532	6,097	1	1	1
Finland SDA Publishing House	1,637	210,385	212,022	4	2	1
Greek Mission Publishing Centre*	no report
Iceland Publishing House*	no report
Latvian Publishing Centre*	no report
Lithuanian Publishing Centre*	8,434	...	443	2,628	...	3,285	10,223	25,013	1	...	1

INSTITUTIONAL STATISTICS FOR 2019

Division and Institution	Books for Literature Evangelist Work (Subscriptions)			Books for Church Members (Trades)			Job Printing	Total Sales	Employees	Periodicals	Languages
	Books	Magazines	Miscellaneous	Books/Bibles	Magazines/Periodicals	Miscellaneous					
	US\$	US\$	US\$	US\$	US\$	US\$					
Publishing Houses (Cont'd)											
TRANS-EUROPEAN DIVISION (CONT'D)											
Macedonian Publishing House*	no report										
Netherlands Publishing Service*	no report										
Norwegian Publishing House*	1,210,043	110,150	...	110,897	193,803	...	70,726	1,695,619	8	4	2
Polish Publishing House*	27,303	1,263	...	64,286	117,835	46,400	...	257,087	8	3	1
Serbian Publishing House*	75,171	5,807	...	16,857	2,228	1,075	14,109	115,247	7	13	3
Slovenian Publishing House*	3,627	8,911	55	17,077	10,932	9,547	339	50,488	1	18	1
Stanborough Press Limited*	562,283	13,242	...	1,145,533	356,550	312,780	333,611	2,723,999	29	3	3
Totals (17)	1,912,254	139,373	498	1,420,016	924,021	389,565	462,613	5,248,340	61	50	
WEST-CENTRAL AFRICA DIVISION											
Advent Press	284,182	1,269,927	...	248,165	248,762	2,051,036	52	8	4
Central African Publishing House	9,809	40,080	2,949	64,151	17,502	62,839	91,653	288,983	13	4	2
Totals (2)	293,991	40,080	2,949	1,334,078	17,502	311,004	340,415	2,340,019	65	12	
MIDDLE EAST AND NORTH AFRICA UNION MISS											
Middle East Publishers*	11,346	11,540	774	23,660	2	3	5
ISRAEL FIELD											
Life and Peace Publishing House*	no report										
WORLD TOTALS 2019 (60)	34,495,515	8,455,080	1,494,437	40,486,023	25,294,428	15,350,197	19,246,978	144,822,658	2,017	485	...
WORLD TOTALS 2018 (60)	53,249,542	6,096,261	2,946,328	42,017,863	31,650,874	5,969,721	19,313,654	161,244,243	2,069	551	...
*Without printing facilities. Report incomplete.											

SECTION IV—FOOD INDUSTRIES

Table 28

Division and Institution	Location	Employees				Products	
		Full-time	Part-time	Casual	Student	Manufactured	Other
Parenthesized figures after "Totals" represent the number of food industries in the divisions.							
INTER-AMERICAN DIVISION							
Inter-American Health Food Company							
Alimentos Colpac	Montemorelos, Mexico	214	2	...	14	62	...
Caribbean Health Foods Limited	St. Joseph, Trinidad	80	5	40	30
Cetebedi, Panama	Panama	10	3	2	...	11	19
Cetebedi, S.A.	Alajuela, Costa Rica	50	1	58	9
Colombia Branches (Productos Icolpan)	Medellin, Colombia	40	4	71	81
Alimentos Integrales Viva Mejor (Bucaramanga)	Bucaramanga, Colombia	20	6	22	18
Alimentos Integrales Viva Mejor EU (Cali)	Cali, Colombia	22	17	36
Industrias Venepan	Nirgua, Yaracuy, Venezuela	75	13	8	...
Productos Granix	Bonao, Dominican Republic	46	1	...	5	50	66
Viva Mejor - Barquisimeto	Barquisimeto, Venezuela	13	10	6
Viva Mejor - Bogota	Bogota, Colombia	10	...	2	...	125	...
Totals (11)		580	12	4	42	474	265
INTER-EUROPEAN DIVISION							
Bioherba Health Food Company (Bioherba GmbH)	Heimertingen, Germany	47	21	648	11
NORTHERN ASIA-PACIFIC DIVISION							
Korean Sahmyook Food	Choongnam, Korea	285	82	29
Korean Sahmyook Food Bonghwa Factory-3F	Kyungbuk, Korea	67	34	...
Korean Sahmyook Food Unju Factory-2F	Jeonbuk, Korea	4	34	30
Korean Sahmyook Food Unju Factory-4F	Choongnam, Korea	34	12	168	44
San-iku Foods	Sodegaura-shi, Chiba, Japan	23	37	85	10
Totals (5)		413	49	403	113
SOUTH AMERICAN DIVISION							
Argentina Food Factory (Alimentos Granix)	Buenos Aires, Argentina	1,593	12	333	37
Brazil Food Factory (Produtos Alimenticios Superbom)	Sao Paulo, Brazil	148	9	99	50
Totals (2)		1,741	21	432	87
SOUTH PACIFIC DIVISION							
Life Health Foods	Australia and New Zealand	219	22	46	...	187	50
Sanitarium Health Foods	Australia and New Zealand	787	137	155	...	258	24
Vitality Works and Lifestyle Medicine Institute	Australia and New Zealand	38	12	26	26
Totals (3)		1,044	171	227	...	445	100
MIDDLE EAST AND NORTH AFRICA UNION MISSION							
Adv Health Edu Foundation (Egypt Food Factory/Healthy Life)	Cairo, Egypt	No report available					
WORLD TOTALS 2019 (23)		3,825	274	231	42	2,402	576
WORLD TOTALS 2018 (22)		3,418	247	247	46	2,275	516
Food Industry Sales, World 2019		US\$ 682,130,141					
Food Industry Sales, World 2018		US\$ 706,845,120					

Chapter 7 - Global Mission

GLOBAL MISSION

The Church's Presence, Outreach, and Mission

Challenge of Global Mission.—The Global Mission document voted at the 1989 Annual Council and endorsed at the 1990 General Conference Session seeks to create an awareness, in concrete measurable terms, of what the gospel commission means to the church today.

Monitoring Global Advance.—Table 1 below lists major unentered regions of the world according to conferences or missions rather than by countries. It is based on a challenge of Global Mission: to place a church among each one million of earth's population. To locate regions where the ratio of churches to population is less than 1:1,000,000, we have used the 2020 *Seventh-day Adventist Yearbook* to find those conferences or missions with low church-to-population ratios. For example, in the Northern India Union Section of the Southern Asia Division the Chhattisgarh Region has a population of 34.7 million and ten churches. Therefore, on average, each church serves a population of 3.5 million people. Progress is indicated in the fact that in 2001, when this field was organized, each church served an average of 6.9 million people.

This view of the global challenge shows in which conferences or missions the great challenges lie in relation to the Adventist "presence." (For a definition of "presence" see "Definitions" in the next column.)

A column is provided to show the "Population Estimate (Millions) Per Church 1990 or When Organized" for comparison. The basis for these entries is the 1991 *Seventh-day Adventist Yearbook* or the *Yearbook* representing the year of the field's organization after 1990. In some cases the 2019 ratio is larger than the earlier ratio. This may be due to a population that is growing more rapidly than the church or to official revisions in population estimates, rather than to a loss of churches. In some cases the fields that existed in 1990 no longer exist by the same name or territory so a direct comparison is impossible. In other cases growth of churches has lowered the ratio below 1.0. These are being eliminated year by year as church growth occurs. This occurred last year when the Central Java Mission of the Southern Asia-Pacific Division established its 37th church in a country with a population of 36.5 million people.

The number of churches is taken from the 2020 edition of the *Annual Statistical Report*; population statistics are for mid-2019 and estimates are provided by the Population Reference Bureau of Washington, DC.*

Some countries with a population of one million or more yet with little or no Seventh-day Adventist organizational structure are shown in parentheses.

Table 2 lists all countries and some areas of the world and shows church-planting activity and general growth, including the number of ordained ministers, churches, companies, and members, for each country.

Although isolated Sabbath keepers or Seventh-day Adventists from other countries are known to reside in some countries where there is no organized church, the data here corresponds to official reports from the divisions.

The "Ordained Ministers" column excludes those who serve in administrative positions at the union and division levels.

Definitions.—Officially, what is a "country or area of the world?" For the purposes of this report, it is a separate political or geographical entity. Because the Seventh-day Adventist Church does not involve itself in political affairs, the reader should attach no special significance to the presence of certain names in the list or the absence of others. The countries and areas shown in the accompanying Global Mission tables are taken from the United Nations Statistics Division, Standard Country and Area Codes Classifications (M49) list, excluding areas without political autonomy or permanent populations.

"Presence" means the existence within the territory of an organized church.

"Established work" exists in a country or area of the world when one or more of the following criteria have been met: (1) when an organized church meets regularly; (2) when a mission station, healthcare facility, or school is functioning regularly; or (3) when a regular full-time denominational employee is based in the country or area carrying on outreach or soul-winning activities through such units as a Sabbath school, an organized company, or a language school. Seventh-day Adventist work is not considered to be established in a country or area when it is limited to a series of evangelistic meetings, literature-evangelist work not based there, scattered Sabbath keepers, employees traveling through, or temporary service by regular employees, student missionaries, or other volunteer employees. Countries or areas where the church does not have established work are listed in Table 1a on page 101.

The "number of countries and areas of the world" is derived from the United Nations M49 list downloaded September 21, 2020, less the areas excluded for the reasons mentioned above. This makes our count 235.

Symbols Used in Table 2:

- + Improvement, but percentage calculation is impossible because the beginning figure is zero.
- Decrease in growth.
- () Negative number.

*Toshiko Kaneda, Charlotte Greenbaum, and Kaitlyn Patierno, 2019 *World Population Data Sheet* (Washington, DC: Population Reference Bureau, 2019).

GLOBAL MISSION (GM) Table 1
Conferences or Missions Where Each Church
Serves More Than One Million Persons

Conference, Mission, or Country	Population Estimate (Millions) 2019	Churches 2019	Population Estimate (Millions) Per Church	
			2019	1990 or When Organized
EAST-CENTRAL AFRICA DIVISION				
East Kenya Union Conference (Somalia)	15.4	no church	no church	no church
Ethiopian Union Mission				
Northwest Ethiopia Field	25.2	16	1.6	0.8
West Congo Union Mission				
Congo Equatorial Field	7.9	7	1.1	no church
Lower Congo Field	7.3	7	1.0	3.4
Attached Field				
Eritrea Mission Field	3.5	3	1.2	1.2
EURO-ASIA DIVISION				
Southern Union Mission				
Tajikistan Field	9.2	3	3.1	1.1
Turkmenistan Field	5.9	1	5.9	5.6
EURO-ASIA DIVISION (Cont'd)				
Uzbekistan Field	33.5	10	3.4	1.7
(Afghanistan)	38.0	no church	no church	no church
NORTHERN ASIA-PACIFIC DIVISION				
Japan Union Conference				
East Japan Conference	65.8	53	1.2	1.2
West Japan Conference	58.9	30	2.0	1.7
Korean Union Conference (Korea, Democratic People's Rep. of)	25.7	no church	no church	no church
SOUTHERN ASIA DIVISION				
Northeast India Union Section				
Arunachal Pradesh Region	1.6	1	1.6	no church
Assam Region	34.9	18	1.9	2.1

Conference, Mission, or Country	Population Estimate (Millions) 2019	Churches 2019	Population Estimate (Millions) Per Church		Conference, Mission, or Country	Population Estimate (Millions) 2019	Churches 2019	Population Estimate (Millions) Per Church	
			2019	1990 or When Organized				2019	1990 or When Organized

TABLE 1—Conferences or Missions Where Each Church Serves More Than One Million Persons (Cont'd)

SOUTHERN ASIA DIVISION (Cont'd)

Northern India Union Section				
Bihar Region	128.4	3	42.8	30.2
Chhattisgarh Region	34.7	10	3.5	6.9
Delhi Metro Region	23.2	7	3.3	7.0
Eastern Jharkhand Section	17.1	17	1.0	1.7
Eastern Uttar Pradesh Section	93.2	32	2.9	32.7
Haryana Region	34.6	17	2.0	21.0
Himachal Pradesh Region	8.7	7	1.2	1.4
Madhya Pradesh Region	98.6	4	24.7	18.0
Rajasthan Section	86.5	50	1.7	2.9
Upper Ganges Section	151.5	43	3.5	3.5
Uttarakhand Region	16.3	9	1.8	1.1
Southwest India Union Section				
Malabar Region	8.4	7	1.2	1.5
Western India Union Section				
Gujarat Conference	48.1	42	1.1	4.0
Mumbai Metro Section	27.2	20	1.4	1.3
Saurashtra Region	17.8	4	4.5	3.6
South Gujarat Region	4.2	4	1.1	1.1
Vidarbha Region (Nagpur)	26.5	21	1.3	2.3
Attached Field				
Himalayan Section	28.6	26	1.1	2.7

SOUTHERN ASIA-PACIFIC DIVISION

Bangladesh Union Mission				
East Bangladesh Mission	54.6	26	2.1	16.9
South Bangladesh Mission	38.1	35	1.1	0.7
West Bangladesh Mission	39.8	29	1.4	2.2
Pakistan Union Section				
Northern Section	142.9	88	1.6	2.3
Southern Section	73.6	32	2.3	2.9

SOUTHERN ASIA-PACIFIC DIVISION (Cont'd)

Southeast Asia Union Mission				
Cambodia Mission	16.5	7	2.4	no church
Laos Region	7.1	2	3.6	5.1
Thailand Mission	66.4	54	1.2	1.4
Vietnam Mission	95.7	18	5.3	3.2
Attached Field				
Timor-Leste Mission	1.3	1	1.3	1.1
TRANS-EUROPEAN DIVISION				
Attached Field				
Greek Mission	10.7	9	1.2	1.3
WEST-CENTRAL AFRICA DIVISION				
Eastern Sahel Union Mission				
Burkina Faso Mission	20.3	12	1.7	3.0
Niger Region	23.3	2	11.7	no church
West African Union Mission				
Guinea Region	12.2	6	2.0	3.0
Western Sahel Union Mission				
Mali Mission	19.7	5	3.9	4.1
Senegal/Mauritania Mission	20.8	7	3.0	3.7
ATTACHED TO GENERAL CONFERENCE				
Chinese Union Mission				
(China)	1398.0	1,142	1.2	2.9
Middle East and North Africa Union Mission				
East Mediterranean Region	73.7	6	12.3	2.5
Egypt-Sudan Field	141.9	23	6.2	6.8
Gulf Field	86.2	20	4.3	5.7
North Africa Region	98.0	4	24.5	75.3
West Asian Field	166.9	5	33.4	39.3
(Palestine, State of)	5.0	no church	no church	no church

GLOBAL MISSION (GM) Table 1a
Countries and Areas of the World Where
Seventh-day Adventist Work is Not Currently Established
As of December 31, 2019

Country or Area of the World	Continent	Division/Attached Field	Population Estimate Mid-2019	Country or Area of the World	Continent	Division/Attached Field	Population Estimate Mid-2019
Afghanistan	Asia	Euro-Asia	38,042,000	Mauritania	Africa	West-Central Africa	4,526,000
Aland Islands	Europe	Trans-European	30,000	Monaco	Europe	Inter-European	38,000
Brunei Darussalam	Asia	Southern Asia-Pacific	427,000	Palestine, State of	Asia		4,979,000
Comoros	Africa	Southern Africa-Indian Ocean	851,000	Saint Barthelemy	North America	Inter-American	10,000
Gibraltar	Europe	Inter-European	34,000	Saint Pierre and Miquelon	North America	North American	6,000
Greenland	North America	Trans-European	57,000	San Marino	Europe	Inter-European	33,000
Guernsey	Europe	Trans-European	63,000	Somalia	Africa	East-Central Africa	15,443,000
Holy See	Europe	Inter-European	1,000	Syrian Arab Republic	Asia	Middle East and North Africa Un	17,070,000
Iran (Islamic Republic of)	Asia	Middle East and North Africa Un	83,911,000	Tokelau	Oceania	South Pacific	1,000
Korea, Democratic People's Rep of	Asia	Northern Asia-Pacific	25,666,000	Western Sahara	Africa	Middle East and North Africa Un	582,000
Liechtenstein	Europe	Inter-European	39,000	Yemen	Asia	Middle East and North Africa Un	29,162,000
Maldives	Asia	Southern Asia	535,000				

Summary

Countries and areas of the world (See p. 102)	235
Countries and areas of the world in which Seventh-day Adventist work is established	212
Countries and areas of the world in which Seventh-day Adventist work is not established (listed above)	23
Estimated population of the world as of June 30, 2019	7,691,520,000
Estimated population of countries and areas of the world in which Seventh-day Adventist work is established	7,470,014,000
Estimated population of countries and areas of the world in which Seventh-day Adventist work is not established (listed above)	221,506,000

GENERAL STATISTICS FOR 2019

GLOBAL MISSION

(GM) Table 2

Seventh-day Adventist Presence in *Countries and Areas of the World

(*Please see "Definitions" on page 100 of this report.)

Country or Area of the World	Division	Continent	Ordained Ministers 2019	Churches 2019	Companies 2019	Church Membership 2019	Population Estimate (Thousands) 2019	Adventist Deaths Per Thousand	General Population Deaths Per Thousand	Church Membership Per Ten Thousand Population	Population Per Member Ratio**	% Net Membership Growth	
												Over Last Year	Over Last 10 Years
Afghanistan	ESD	As	0	0	0	5	38,042	0.00	7.00	0	6,340,333	0	67
Aland Islands	TED	Eur	0	0	0	11	30	0.00	10.00	4	2,500	0	10
Albania	TED	Eur	4	5	2	467	2,858	0.00	8.00	2	6,107	1	41
Algeria	MENA	Afr				79	43,406	0.00	5.00	0	542,575	13	76
American Samoa	SPD	Oc	4	10	8	1,880	58	1.73	6.00	324	31	8	5
Andorra	EUD	Eur	0	0	1	20	80	0.00	4.00	3	3,810	0	100
Angola	SID	Afr	135	1,602	2,299	544,260	31,427	2.75	9.00	173	58	9	48
Anguilla	IAD	NA	2	3	1	1,236	15	0.84	5.00	824	12	4	50
Antigua and Barbuda	IAD	NA	16	30	2	8,350	97	4.79	6.00	861	12	0	0
Argentina	SAD	SA	141	624	431	120,959	44,939	6.28	8.00	27	372	2	14
Armenia	ESD	As	3	19	11	834	2,962	17.67	9.00	3	3,547	(2)	(3)
Aruba	IAD	NA	2	8	3	1,159	106	0.92	9.00	109	91	6	57
Australia	SPD	Oc	263	434	112	62,838	25,310	8.12	6.00	25	403	1	14
Austria	EUD	Eur	23	55	9	4,288	8,877	9.60	9.00	5	2,070	0	11
Azerbaijan	ESD	As	2	5	6	487	10,023	16.29	6.00	0	20,539	(1)	(32)
Bahamas	IAD	NA	13	60	3	21,704	389	2.46	7.00	558	18	3	17
Bahrain	MENA	As				88	1,505	0.00	2.00	1	16,910	0	120
Bangladesh	SSD	As	18	125	287	33,561	163,667	0.83	5.00	2	4,877	3	6
Barbados	IAD	NA	17	57	3	20,314	287	4.45	9.00	708	14	3	12
Belarus	ESD	Eur	28	66	28	3,748	9,467	8.09	13.00	4	2,525	(2)	(27)
Belgium	EUD	Eur	5	33	2	2,717	11,458	7.53	10.00	2	4,216	2	40
Belize	IAD	NA	14	95	38	47,682	408	0.19	5.00	1,169	9	3	41
Benin	WAD	Afr	6	31	59	5,859	11,801	2.71	9.00	5	2,014	6	19
Bermuda	NAD	NA	6	11	1	3,982	63	10.95	8.00	632	16	(1)	7
Bhutan	SUD	As	2	14	24	841	752	3.80	7.00	11	893	7	+
Bolivia, Plurinational State of	SAD	SA	83	477	670	123,199	11,470	2.89	6.00	107	93	4	58
Bonaire, Sint Eustatius, and Saba	IAD	NA	3	4	1	936	26	0.00	5.00	360	28	4	39
Bosnia and Herzegovina	TED	Eur	3	23	0	594	3,493	19.97	11.00	2	5,871	(1)	(3)
Botswana	SID	Afr	23	159	80	47,611	2,283	0.49	10.00	209	48	2	61
Brazil	SAD	SA	1,967	9,558	8,924	1,723,409	209,332	4.93	6.00	82	121	3	40
British Virgin Islands	IAD	NA	3	8	0	2,094	30	0.50	5.00	698	14	4	34
Brunei Darussalam	SSD	As	0	0	0	0	427	0.00	4.00	-	427,000	0	0
Bulgaria	EUD	Eur	45	117	106	7,008	6,975	20.20	15.00	10	995	0	(7)
Burkina Faso	WAD	Afr	5	12	65	2,358	20,321	5.64	8.00	1	8,614	11	(35)
Burundi	ECD	Afr	43	475	502	188,632	11,531	1.53	8.00	164	61	1	55
Cabo Verde	WAD	Afr	4	43	37	9,428	550	0.32	6.00	171	58	0	45
Cambodia	SSD	As	6	7	35	3,553	16,487	4.13	6.00	2	4,639	5	(40)
Cameroon	WAD	Afr	88	980	589	115,371	25,876	3.92	10.00	45	224	3	7
Canada	NAD	NA	222	392	82	73,006	37,413	6.95	8.00	20	512	1	20
Cayman Islands	IAD	NA	6	16	1	6,527	67	2.91	3.00	974	10	6	59
Central African Republic	WAD	Afr	3	52	47	6,281	4,745	1.32	13.00	13	755	4	(38)
Chad	WAD	Afr	10	42	39	3,893	16,350	3.47	11.00	2	4,199	23	5
Chile	SAD	SA	127	684	315	104,215	19,107	6.96	6.00	55	183	0	(12)
China	CHUM	As	136	1,142	2,968	467,516	1,398,030	3.14	7.00	3	2,990	2	22
Colombia	IAD	SA	202	1,801	884	290,343	50,374	3.05	6.00	58	173	3	4
Comoros	SID	Afr	0	0	0	0	851	0.00	7.00	-	851,000	0	0
Congo	WAD	Afr	2	16	7	1,257	5,381	2.84	7.00	2	4,277	19	77
Congo, Democratic Republic of the	ECD	Afr	354	2,172	1,837	686,387	86,791	2.01	10.00	79	126	5	36
Cook Islands	SPD	Oc	2	15	2	983	15	0.00	8.00	655	15	1	16
Costa Rica	IAD	NA	22	250	65	50,125	5,060	5.02	5.00	99	101	(15)	(19)
Cote d'Ivoire	WAD	Afr	21	92	108	10,224	25,514	2.89	10.00	4	2,495	9	(15)
Croatia	TED	Eur	13	68	0	2,565	4,055	22.15	13.00	6	1,580	(2)	(11)
Cuba	IAD	NA	53	345	146	37,728	11,212	11.63	10.00	34	297	5	27
Curacao	IAD	NA	6	28	2	8,317	158	3.69	9.00	526	19	2	39
Cyprus	TED	As	2	2	1	109	1,250	9.71	6.00	1	11,364	6	56
Czechia	EUD	Eur	53	149	21	7,498	10,670	10.87	11.00	7	1,423	0	1
Denmark	TED	Eur	9	37	1	2,387	5,819	8.77	10.00	4	2,437	0	(2)
Djibouti	ECD	Afr	0	0	0	0	974	0.00	7.00	-	974,000	0	0
Dominica	IAD	NA	8	23	5	7,406	72	1.10	8.00	1,029	10	2	10
Dominican Republic	IAD	NA	112	939	462	358,414	10,400	0.58	6.00	345	29	3	35
Ecuador	SAD	SA	53	308	385	54,760	17,268	6.48	5.00	32	315	(4)	57
Egypt	MENA	Afr				827	99,064	3.86	6.00	0	119,643	6	8
El Salvador	IAD	NA	39	800	205	194,916	6,454	2.56	7.00	302	33	(1)	(1)
Equatorial Guinea	WAD	Afr	2	9	15	1,692	1,356	3.08	10.00	12	801	4	(30)
Eritrea	ECD	Afr	0	3	12	526	3,497	0.00	7.00	2	6,636	0	0
Estonia	TED	Eur	4	19	2	1,342	1,328	20.23	12.00	10	989	(3)	(18)
Eswatini	SID	Afr	2	26	41	9,476	1,096	1.98	11.00	86	116	4	80
Ethiopia	ECD	Afr	161	998	470	207,743	112,079	2.81	7.00	19	540	13	20
Falkland Islands (Malvinas)	SAD	SA	1	0	1	7	3	0.00	6.00	23	375	133	+
Faroe Islands	TED	Eur	0	1	0	52	52	39.22	0.00	10	981	2	(17)
Fiji	SPD	Oc	30	166	97	28,147	892	3.09	8.00	316	32	2	(2)
Finland	TED	Eur	7	59	9	4,613	5,491	15.28	10.00	8	1,190	(1)	(8)
France	EUD	Eur	54	136	43	15,761	64,834	2.70	9.00	2	4,113	1	26

STATISTICAL REPORT FOR 2019

103

Country or Area of the World	Division	Continent	Ordained Ministers 2019	Churches 2019	Companies 2019	Church Membership 2019	Population Estimate (Thousands) 2019	Adventist Deaths Per Thousand	General Population Deaths Per Thousand	Church Membership Per Ten Thousand Population	Population Per Member Ratio**	% Net Membership Growth	
												Over Last Year	Over Last 10 Years
French Guiana	IAD	SA	5	14	8	3,121	302	0.99	3.00	103	97	3	36
French Polynesia	SPD	Oc	9	44	18	5,355	279	6.82	6.00	192	52	1	31
Gabon	WAD	Afr	4	21	16	2,528	2,176	2.50	6.00	12	860	6	(27)
Gambia	WAD	Afr	1	5	8	317	2,348	0.00	8.00	1	7,384	(22)	(74)
Georgia	ESD	As	3	8	4	347	3,997	20.29	13.00	1	11,486	1	(13)
Germany	EUD	Eur	194	554	44	34,735	83,100	14.26	12.00	4	2,392	0	(2)
Ghana	WAD	Afr	330	1,931	2,313	371,400	30,281	3.25	7.00	123	82	2	4
Gibraltar	EUD	Eur	0	0	0	3	34	0.00	0.00	1	8,500	0	+
Greece	TED	Eur	3	9	5	471	10,701	6.42	12.00	0	22,672	1	(8)
Greenland	TED	NA	0	0	0	0	57	0.00	9.00	-	57,000	0	0
Grenada	IAD	NA	16	46	5	14,647	112	4.20	10.00	1,308	8	1	13
Guadeloupe	IAD	NA	8	64	11	9,631	381	2.55	8.00	253	40	(25)	(17)
Guam	NAD	Oc	3	7	2	1,425	174	13.33	6.00	82	122	0	13
Guatemala	IAD	NA	56	1,042	252	208,086	17,581	8.34	5.00	118	84	(14)	(3)
Guernsey	TED	Eur	0	0	0	0	63	0.00	8.00	-	63,000	0	0
Guinea	WAD	Afr	1	6	28	2,489	12,218	0.48	10.00	2	4,907	19	90
Guinea-Bissau	WAD	Afr	2	8	14	3,842	1,879	0.00	9.00	20	489	4	90
Guyana	IAD	SA	28	171	60	65,593	783	1.03	7.00	838	12	(4)	20
Haiti	IAD	NA	99	615	502	479,848	11,263	1.00	9.00	426	23	2	42
Holy See	EUD	Eur	0	0	0	0	1	0.00	0.00	-	799	0	0
Honduras	IAD	NA	42	473	226	91,008	9,746	1.03	4.00	93	107	(20)	(60)
Hong Kong Special Administrative Region (China)	CHUM	As	21	18	3	4,438	7,517	6.85	6.00	6	1,693	1	0
Hungary	TED	Eur	35	113	27	5,151	9,770	17.12	13.00	5	1,896	(1)	10
Iceland	TED	Eur	3	6	1	469	361	2.15	7.00	13	768	1	(16)
India	SUD	As	386	4,538	4,792	1,130,543	1,391,885	0.85	6.00	8	1,231	(29)	(23)
Indonesia	SSD	As	621	1,808	537	228,563	268,419	3.90	7.00	9	1,174	(1)	10
Iran (Islamic Republic of)	MENA	As				0	83,911	0.00	5.00	-	83,911,000	0	-
Iraq	MENA	As				81	39,310	0.00	5.00	0	479,390	0	(53)
Ireland	TED	Eur	4	7	8	700	4,939	0.00	6.00	1	7,046	9	158
Isle of Man	TED	Eur	1	1	0	41	85	0.00	0.00	5	2,024	0	156
Israel	ISRF	As	4	14	6	836	8,519	3.67	5.00	1	10,178	2	(5)
Italy	EUD	Eur	38	107	19	9,360	60,345	3.64	11.00	2	6,446	0	4
Jamaica	IAD	NA	123	702	31	322,666	2,811	1.72	8.00	1,148	9	3	30
Japan	NSD	As	38	97	48	14,988	126,180	11.63	11.00	1	8,418	0	(2)
Jersey	TED	Eur	0	0	0	0	107	0.00	8.00	-	107,000	0	0
Jordan	MENA	As				177	10,439	0.00	4.00	0	58,646	5	(9)
Kazakhstan	ESD	As	26	43	19	2,351	18,509	13.28	7.00	1	7,869	(2)	(30)
Kenya	ECD	Afr	589	6,812	3,874	1,067,456	52,574	1.99	6.00	203	49	3	62
Kiribati	SPD	Oc	3	14	16	2,930	123	4.20	7.00	238	42	3	36
Korea, Democratic People's Republic of+	NSD	As				25,666	0.00	9.00	0	25,666,000	0	0	
Korea, Republic of	NSD	As	612	673	134	259,863	51,846	4.18	6.00	50	200	1	21
Kuwait	MENA	As				200	4,207	0.00	2.00	0	20,930	2	15
Kyrgyzstan	ESD	As	6	10	9	656	6,457	20.56	5.00	1	9,828	(4)	(37)
Lao People's Democratic Republic	SSD	As	7	2	3	1,561	7,135	1.40	8.00	2	4,568	9	(10)
Latvia	TED	Eur	14	52	3	3,774	1,913	13.89	15.00	20	507	(1)	(5)
Lebanon	MENA	As				329	6,856	3.19	4.00	0	20,776	5	(16)
Lesotho	SID	Afr	3	47	21	10,549	2,125	2.67	15.00	50	201	4	56
Liberia	WAD	Afr	23	76	78	27,092	4,937	2.57	8.00	55	182	20	8
Libya	MENA	Afr				57	6,777	0.00	5.00	0	116,845	10	(21)
Liechtenstein	EUD	Eur	0	0	0	10	39	0.00	7.00	3	3,545	0	+
Lithuania	TED	Eur	9	18	4	731	2,787	2.67	14.00	3	3,807	(2)	(16)
Luxembourg	EUD	Eur	0	2	0	191	620	0.00	7.00	3	3,229	17	148
Macao Special Administrative Region (China)	CHUM	As	0	2	1	338	675	0.00	3.00	5	1,991	7	54
Madagascar	SID	Afr	82	1,036	1,180	176,809	26,969	1.19	6.00	66	153	11	56
Malawi	SID	Afr	152	1,543	1,984	608,263	18,629	1.72	7.00	327	31	6	86
Malaysia	SSD	As	54	296	157	60,134	32,753	4.18	5.00	18	545	2	14
Maldives	SUD	As	0	0	0	0	535	0.00	4.00	-	535,000	0	0
Mali	WAD	Afr	1	5	21	1,979	19,658	0.00	10.00	1	9,928	2	31
Malta	EUD	Eur	0	1	0	28	500	0.00	8.00	1	17,241	(10)	4
Marshall Islands	NAD	Oc	2	3	4	919	57	0.00	4.00	161	62	1	28
Martinique	IAD	NA	5	68	4	16,281	362	3.45	9.00	450	22	0	10
Mauritania	WAD	Afr	0	1	1	78	4,526	0.00	7.00	0	57,291	3	1,014
Mauritius	SID	Afr	11	35	3	5,269	1,266	5.96	9.00	42	240	1	16
Mayotte	SID	Afr	0	1	0	121	276	0.00	3.00	4	2,262	5	142
Mexico	IAD	NA	520	4,734	4,368	774,296	126,577	3.93	6.00	61	163	2	20
Micronesia (Federated States of)	NAD	Oc	1	7	1	1,815	106	2.25	5.00	171	58	2	48
Moldova, Republic of	ESD	Eur	34	140	98	8,576	3,543	15.81	10.00	24	413	(2)	(21)
Monaco	EUD	Eur	0	0	0	0	38	0.00	7.00	-	38,000	0	0
Mongolia	NSD	As	9	6	5	3,066	3,269	1.05	6.00	9	1,066	7	104
Montenegro	TED	Eur	2	5	0	229	622	12.88	11.00	4	2,704	(2)	(11)
Montserrat	IAD	NA	0	2	1	605	5	5.19	9.00	1,210	8	(21)	(50)
Morocco	MENA	Afr				37	35,587	0.00	5.00	0	936,500	28	164
Mozambique	SID	Afr	25	1,047	1,645	374,656	30,366	1.62	9.00	123	81	1	51
Myanmar	SSD	As	75	239	94	34,341	54,045	3.45	8.00	6	1,574	3	23
Namibia	SID	Afr	8	125	44	23,849	2,495	3.09	8.00	96	105	5	35
Nauru	SPD	Oc	1	1	0	98	11	0.00	8.00	89	111	2	390
Nepal	SUD	As	8	26	82	9,228	28,609	0.00	6.00	3	3,100	(2)	15
Netherlands	TED	Eur	20	58	16	5,990	17,335	10.65	9.00	3	2,894	0	23

Table 2—Seventh-day Adventist Presence in Countries and Areas of the World (Cont'd)

Country or Area of the World	Division	Continent	Ordained Ministers 2019	Churches 2019	Companies 2019	Church Membership 2019	Population Estimate (Thousands) 2019	Adventist Deaths Per Thousand	General Population Deaths Per Thousand	Church Membership Per Ten Thousand Population	Population Per Member Ratio**	% Net Membership Growth	
												Over Last Year	Over Last 10 Years
New Caledonia	SPD	Oc	5	6	3	1,064	291	0.00	6.00	37	273	3	49
New Zealand	SPD	Oc	44	86	22	13,412	4,973	8.58	7.00	27	371	1	24
Nicaragua	IAD	NA	29	287	257	46,266	6,546	4.23	5.00	71	141	(37)	(57)
Niger	WAD	Afr	3	2	27	1,230	23,311	3.13	9.00	1	18,937	28	442
Nigeria	WAD	Afr	344	1,239	1,477	272,288	200,964	3.52	12.00	14	738	3	(2)
Niue	SPD	Oc	1	1	0	27	1	0.00	11.00	270	36	17	69
North Macedonia	TED	Eur	7	15	6	548	2,078	21.98	10.00	3	3,785	0	(4)
Northern Mariana Islands	NAD	Oc	1	1	4	351	59	0.00	5.00	59	168	1	44
Norway	TED	Eur	0	62	2	4,535	5,345	18.74	8.00	8	1,178	0	(2)
Oman	MENA	As				70	4,695	0.00	2.00	0	66,127	3	59
Pakistan	SSD	As	15	120	67	14,315	216,565	4.74	7.00	1	15,127	6	9
Palau	NAD	Oc	2	4	2	1,352	18	4.47	9.00	751	13	1	38
Palestine, State of		As				0	4,979	0.00	2.00	-	4,979,000	0	0
Panama	IAD	NA	48	377	245	93,844	4,219	0.86	5.00	222	45	7	4
Papua New Guinea	SPD	Oc	349	1,071	3,207	355,016	8,752	5.98	11.00	406	25	6	42
Paraguay	SAD	SA	22	66	92	13,090	7,156	4.44	5.00	18	547	4	(17)
Peru	SAD	SA	333	2,576	3,276	400,117	31,781	5.88	5.00	126	79	2	(6)
Philippines	SSD	As	462	4,940	2,253	1,215,572	108,117	2.31	6.00	112	89	5	80
Pitcairn	SPD	Oc	1	1	0	35	0	0.00	0.00	7,143	1	0	94
Poland	TED	Eur	28	116	26	5,830	38,400	12.68	11.00	2	6,585	0	2
Portugal	EUD	Eur	31	94	20	10,012	10,269	9.78	11.00	10	1,026	4	7
Puerto Rico	IAD	NA	101	312	9	33,493	3,059	5.56	9.00	109	91	1	(8)
Qatar	MENA	As				346	2,796	6.80	1.00	1	8,058	18	327
Reunion	SID	Afr	6	17	2	1,288	869	2.07	6.00	15	674	(11)	(7)
Romania	EUD	Eur	74	1,074	265	62,934	19,361	21.34	12.00	33	308	(1)	(7)
Russian Federation	ESD	Eur	192	635	414	41,808	144,819	14.94	13.00	3	3,464	(1)	(22)
Rwanda	ECD	Afr	172	1,881	672	972,966	12,627	0.64	5.00	771	13	6	108
Saint Barthelemy	IAD	NA	0	0	0	4	10	0.00	8.00	4	2,000	0	0
Saint Helena	SID	Afr	1	1	0	109	6	0.00	0.00	182	55	0	1
Saint Kitts and Nevis	IAD	NA	3	12	2	2,444	53	3.14	9.00	461	22	(4)	16
Saint Lucia	IAD	NA	17	44	4	24,143	180	0.63	7.00	1,341	7	1	60
Saint Martin	IAD	NA	1	4	2	465	38	0.00	4.00	122	82	0	0
Saint Pierre and Miquelon	NAD	NA	0	0	0	0	6	0.00	11.00	-	6,000	0	0
Saint Vincent and the Grenadines	IAD	NA	11	39	3	16,082	111	3.33	9.00	1,449	7	1	17
Samoa	SPD	Oc	16	36	29	9,203	199	4.41	5.00	462	22	10	44
San Marino	EUD	Eur	0	0	0	0	33	0.00	7.00	-	33,000	0	0
Sao Tome and Principe	SID	Afr	3	22	79	7,195	206	2.24	6.00	349	29	7	176
Saudi Arabia	MENA	As				494	34,218	0.00	3.00	0	69,127	17	384
Senegal	WAD	Afr	3	6	6	689	16,296	1.50	6.00	0	23,617	3	39
Serbia	TED	Eur	23	167	0	5,642	8,742	14.10	13.00	6	1,549	(4)	(15)
Seychelles	SID	Afr	2	8	2	1,105	98	4.63	8.00	113	89	2	63
Sierra Leone	WAD	Afr	6	53	65	12,044	7,813	3.93	12.00	15	649	18	(34)
Singapore	SSD	As	9	8	0	3,165	5,804	2.56	5.00	5	1,833	1	20
Sint Maarten	IAD	NA	6	6	1	3,110	43	1.00	4.00	723	14	4	34
Slovakia	EUD	Eur	14	43	10	2,218	5,454	13.06	10.00	4	2,458	0	1
Slovenia	TED	Eur	1	15	2	563	2,088	10.62	10.00	3	3,702	0	1
Solomon Islands	SPD	Oc	52	203	402	55,202	699	0.33	5.00	790	13	1	37
Somalia	ECD	Afr	0	0	0	0	15,443	0.00	11.00	0	15,443,000	0	0
South Africa	SID	Afr	141	1,182	328	144,202	58,616	1.25	9.00	25	406	1	60
South Sudan	ECD	Afr	27	84	176	49,435	11,062	0.23	11.00	45	224	24	210
Spain	EUD	Eur	51	110	59	17,296	47,073	4.80	9.00	4	2,721	1	13
Sri Lanka	SSD	As	11	35	21	3,317	21,898	1.52	6.00	2	6,600	1	(11)
Sudan	MENA	Afr				562	42,813	0.00	7.00	0	76,044	435	546
Suriname	IAD	SA	5	15	5	5,422	602	0.60	6.00	90	111	8	46
Sweden	TED	Eur	0	32	4	2,919	10,286	21.52	9.00	3	3,523	0	4
Switzerland	EUD	Eur	23	57	3	4,808	8,572	10.32	8.00	6	1,782	1	12
Syrian Arab Republic	MENA	As				0	17,070	0.00	6.00	0	17,070,000	0	0
Taiwan (China)	NSD	As	45	58	28	6,928	23,593	2.22	7.00	3	3,405	3	16
Tajikistan	ESD	As	2	3	6	239	9,221	13.16	4.00	0	38,421	5	(62)
Tanzania, United Republic of	ECD	Afr	294	3,362	2,645	799,518	58,005	2.77	7.00	138	73	9	77
Thailand	SSD	As	39	54	75	14,859	66,374	1.53	8.00	2	4,467	3	14
Timor-Leste	SSD	As	3	1	2	639	1,293	0.00	6.00	5	2,020	4	55
Togo	WAD	Afr	13	71	125	9,688	8,082	3.86	9.00	12	834	4	(12)
Tokelau	SPD	Oc	0	0	0	0	1	0.00	9.00	-	1,000	0	-
Tonga	SPD	Oc	10	16	18	3,728	100	1.61	7.00	373	27	0	52
Trinidad and Tobago	IAD	NA	57	165	22	68,647	1,362	3.07	8.00	504	20	1	9
Tunisia	MENA	Afr				51	11,665	0.00	6.00	0	224,327	38	82
Turkey	MENA	As				491	82,607	0.00	5.00	0	167,900	19	538
Turkmenistan	ESD	As	0	1	2	96	5,942	10.10	7.00	0	61,258	(3)	8
Turks and Caicos Islands	IAD	NA	3	9	1	3,777	38	0.56	2.00	994	10	6	85
Tuvalu	SPD	Oc	1	1	2	365	10	5.54	9.00	365	27	1	132
Uganda	ECD	Afr	167	1,225	2,329	423,229	44,270	0.69	7.00	96	105	5	106
Ukraine	ESD	Eur	228	829	267	46,625	43,949	20.01	14.00	11	943	(2)	(24)
United Arab Emirates	MENA	As				1,231	9,586	0.87	1.00	1	7,781	8	228
United Kingdom of Great Britain and Northern Ireland	TED	Eur	150	288	110	38,850	66,833	6.17	9.00	6	1,720	2	28
United States of America	NAD	NA	2,813	5,197	784	1,180,222	329,154	6.51	9.00	36	279	0	13
United States Virgin Islands	IAD	NA	8	13	2	9,243	107	2.62	8.00	864	12	1	14
Uruguay	SAD	SA	16	60	53	7,158	3,519	11.65	9.00	20	492	(6)	(3)

Table 2—Seventh-day Adventist Presence in Countries and Areas of the World (Cont'd)

Country or Area of the World	Division	Continent	Ordained Ministers 2019	Churches 2019	Companies 2019	Church Membership 2019	Population Estimate (Thousands) 2019	Adventist Deaths Per Thousand	General Population Deaths Per Thousand	Church Membership Per Ten Thousand Population	Population Per Member Ratio**	% Net Membership Growth	
												Over Last Year	Over Last 10 Years

Table 2—Seventh-day Adventist Presence in Countries and Areas of the World (Cont'd)

Uzbekistan	ESD	As	4	10	6	694	33,471	23.43	5.00	0	48,160	2	(45)
Vanuatu	SPD	Oc	15	90	125	26,838	313	0.91	4.00	857	12	2	51
Venezuela (Bolivarian Republic of)	IAD	SA	76	1,232	453	358,190	28,516	1.40	7.00	126	80	3	65
Viet Nam	SSD	As	21	18	176	13,817	95,656	3.30	7.00	1	6,923	4	40
Wallis and Futuna Islands	SPD	Oc				18	12	0.00	7.00	15	632	0	157
Western Sahara	MENA	Afr				0	582	0.00	5.00	-	582,000	0	0
Yemen	MENA	As				0	29,162	0.00	6.00	-	29,162,000	0	0
Zambia	SID	Afr	114	3,239	4,191	1,363,682	17,861	1.92	7.00	763	13	6	107
Zimbabwe	SID	Afr	112	2,450	2,142	989,282	14,645	1.22	10.00	676	15	4	60

SUMMARY

Africa			3,510	34,280	31,714	9,567,258	1,305,214	1.88	8.38	73	136	5	61
Asia			2,666	14,399	11,870	3,536,173	4,586,931	2.12	6.51	8	1,297	(10)	12
Europe			1,427	5,378	1,637	368,118	745,692	14.15	11.12	5	2,026	0	(5)
North America			4,510	17,280	7,752	4,242,704	586,078	3.98	7.91	72	138	(1)	11
Oceania			815	2,217	4,075	573,001	42,453	5.23	7.16	135	74	5	35
South America			3,059	17,586	15,557	3,269,583	425,152	4.48	6.17	77	130	2	27

WORLD TOTALS 2019			15,987	91,140	72,605	21,556,837	7,691,520	3.03	7.36	28	357	1	32
-------------------	--	--	--------	--------	--------	------------	-----------	------	------	----	-----	---	----

WORLD TOTALS 2018			15,625	88,718	72,843	21,414,779	7,621,368	3.29	7.39	28	356	3	35
-------------------	--	--	--------	--------	--------	------------	-----------	------	------	----	-----	---	----

Note—Statistics for some countries or areas are not available. **Population per member is calculated as population divided by members plus one (to avoid dividing by zero). +No report since 1959.

GLOBAL MISSION

(GM) Table 3

10/40 Window

Matthew 24:14: "And this gospel of the kingdom will be preached in the whole world as a testimony to all nations, and then the end will come." NIV

The 10/40 Window describes a rectangular-shaped region of the world map in the eastern hemisphere between the 10 and 40 northern lines of latitude, which includes North Africa, the Middle East, and Asia, where more than 60% of the world's population live. This region is home to some of the largest people groups who do not have access to the Gospel message. The majority of the world's least evangelized countries and a great number of the poor are within the 10/40 Window. It contains three of the world's dominant religions: Islam, Hinduism, and Buddhism, plus the non-religious. Much of this region also has Biblical and historical significance.

Countries and Areas in the 10/40 Window

Afghanistan	China	Iraq	Malaysia	Palestine, State of	Timor-Leste
Albania	Djibouti	Israel	Maldives	Qatar	Tunisia
Algeria	Egypt	Japan	Mali	Saudi Arabia	Turkey
Azerbaijan	Eritrea	Jordan	Mauritania	Senegal	Turkmenistan
Bahrain	Ethiopia	Kazakhstan	Mongolia	Somalia	United Arab Emirates
Bangladesh	Gambia	Korea, Democ People's Rep of	Morocco	South Sudan	Uzbekistan
Benin	Guinea	Kuwait	Myanmar	Sri Lanka	Viet Nam
Bhutan	Guinea-Bissau	Kyrgyzstan	Nepal	Sudan	Western Sahara
Brunei Darussalam	Hong Kong SAR (China)	Lao People's Democratic Rep	Niger	Syrian Arab Republic	Yemen
Burkina Faso	India	Lebanon	Nigeria	Taiwan (China)	
Cambodia	Indonesia	Libya	Oman	Tajikistan	
Chad	Iran (Islamic Republic of)	Macao SAR (China)	Pakistan	Thailand	

General Church Statistics Inside and Outside the 10/40 Window 2019

	Number of Countries	Ordained Ministers	Churches	Companies	Church Membership	Population Estimate (Thousands) Mid-2019	Population Per Member Ratio
Inside the 10/40 Countries	69	2,154	11,223	11,883	2,611,089	5,128,434	1,964
Outside the 10/40 Countries	166	13,833	79,917	60,722	18,945,748	2,563,086	135

Number of Seventh-day Adventist Institutions as Listed in the SDA Yearbook in the 10/40 Window 2019

	Food Industries	Hospitals	Media Centers	Radio and TV Stations	Medical/Dental Clinics and Air Bases	Nursing Homes/Retirement Centers	Orphanages	Publishing Houses	Tertiary Schools	Secondary Schools
Inside the 10/40 Countries	4	33	3	6	47	5	2	11	23	119
Outside the 10/40 Countries	10	157	13	127	266	77	19	48	82	689

**LANGUAGES AND DIALECTS IN WHICH SEVENTH-DAY ADVENTIST
PUBLICATIONS ARE NOW IN PRINT**

Table 29

Country or Area of the World	Language or Dialect	Country or Area of the World	Language or Dialect	Country or Area of the World	Language or Dialect
Albania	Albanian, Gheg	Dominican Republic	English; French; Haitian; Spanish	Kazakhstan	Kazakh; Russian
American Samoa	English; Samoan	Ecuador	Spanish	Kenya	Acholi; Adhola; Dholuo; Ekegusii; English; Gikuyu; Kalenjin; Kamba; Kenyan Sign Language; Kipsigis; Kuria; Luo; Maasai; Nandi; Oluluyia; Pokoot; Saamia; Somali; Swahili; Teso; Tugen; Turkana
Andorra	Romanian; Spanish	Egypt	Arabic, Standard	Kiribati	English; Kiribati
Angola	Portuguese; Umbundu	El Salvador	Spanish	Korea (Republic of)	Korean
Anguilla	English; Spanish	Equatorial Guinea	Annobones; Bisio; Bubi; Crioulo, Upper Guinea; Fang; Ndowe; Pidgin English	Kuwait	Arabic, Standard
Antigua and Barbuda	English; Spanish	Estonia	English; Estonian; Russian	Kyrgyzstan	Kyrgyz; Russian
Argentina	Spanish	Eswatini	Afrikaans; English; Sotho, Northern; Sotho, Southern; Swati; Tsonga; Tswana; Venda; Xhosa; Zulu	Lao People's Democratic Republic	Lao
Armenia	Armenian	Ethiopia	Amharic; English; Gamo-Gofa-Dawro; Hadiyya; Kambaata; Nuer; Oromo, Borana-Arsi-Guji; Oromo, Eastern; Oromo, West Central; Sidamo; Tigre; Tigrigna; Wolaytta	Latvia	English; Latvian; Russian
Aruba	Dutch; English; Haitian; Papiamentu; Spanish	Falkland Islands (Malvinas)	English; Spanish	Lebanon	Arabic, North Mesopotamian Spoken
Australia	Cook Islands Maori; Croatian; English; Fijian; Italian; Korean; Mandarin; Pijin; Polish; Portuguese; Russian; Samoan; Spanish; Swahili; Tongan	Faroe Islands	Faroese	Lesotho	English; Swati
Austria	Bulgarian; Croatian; English; Farsi; German, Standard; Korean; Romanian; Russian; Serbian; Serbio-Croatian	Fiji	English; Fijian; Hindi, Fji	Liberia	Basaa; English; Gio; Kpelle, Liberia; Krio; Kru; Loma; Mano; Mende; Themne
Azerbaijan	Azerbaijani, North; Russian	Finland	Finnish; Swedish	Lithuania	Lithuanian; Russian
Bahamas	English; French; Spanish	France	Arabic, Moroccan Spoken; Arabic, Tunisian Spoken; Bulgarian; Croatian; English; Korean; Malagasy; Portuguese; Romanian; Russian; Serbian; Serbio-Croatian; Spanish; Tagalog; Tamil; Twi	Luxembourg	English; French; German, Standard; Luxembourggeois; Portuguese; Russian
Bahrain	Arabic, Standard	French Guiana	English; French; Haitian; Portuguese	Madagascar	Malagasy, Plateau
Bangladesh	Bengali; English	French Polynesia	French; Tahitian	Malawi	English
Barbados (2018)	English	Gabon	Fang; French; Myene; Nzebi; Punu	Malaysia	Burmese; Chinese, Mandarin; English; Iban; Malay; Malay, Kedah; Tamil
Belarus	Russian	Gambia	Crioulo, Upper Guinea; English; French; Jola-Fonyi; Mandinka; Manjaco; Portuguese; Pulaar; Serer-Sine; Susu; Wolof	Mali	Bamanankan; Mandinka; Maninkakan; Moore; Soninke; Tamasheq
Belgium	Dutch; English; French; German, Standard; Luxembourggeois; Portuguese; Romanian; Russian; Spanish	Georgia	Georgian	Malta	English
Belize	English; Spanish	Germany	English; Farsi; French; German, Standard; Romanian; Russian; Spanish	Marshall Islands	English
Benin	English; French	Ghana	Akan; Awngi; Dega; English; Ewe; Ga	Martinique	French
Bermuda	English; Spanish	Gibraltar	Spanish	Mauritius	English; French; Morisyen
Bhutan	Dzongkha; Nepali; Sharchhop-kha	Greece	Bulgarian; English; Filipino; Greek; Romanian; Russian; Tagalog	Mayotte	Comorian, Maore
Bolivia, Plurinational State of	Aymara, Central; English; Portuguese; Quechua, South Bolivian; Spanish	Greenland	Danish	Mexico	Aleman Coloniero; Chinantec, Lalana; English; French; Mixtec, Northwest Oaxaca; Popoloca, Texistepec; Spanish
Bonaire, Sint Eustatius and Saba	Dutch; English; Haitian; Papiamentu; Spanish	Grenada	English	Micronesia (Federated States of)	English
Bosnia and Herzegovina	Bosnian; Croatian; Serbian	Guadeloupe	English; French; Spanish	Moldova, Republic of	English; Gagauz; Romanian; Russian
Botswana	Afrikaans; English; Herero; Kalanga; Ndebele; Tswana	Guam	Chamorro; English; Korean; Tagalog	Mongolia	Mongolian, Halh
Brazil	Arabic, North Levantine Spoken; Chinese, Mandarin; English; French; Haitian Creole; Hebrew; Japanese; Korean; Portuguese; Spanish	Guatemala	Mam; Spanish	Montserrat	English; Spanish
British Virgin Islands	English; Spanish	Guinea	Bassa; English; French; Gio; Kissi, Northern; Kpelle, Liberia; Kru; Loma; Mano; Mende	Mozambique	English; Nyanja; Portuguese; Shona; Tsonga
Bulgaria	Bulgarian	Guinea-Bissau	Portuguese	Myanmar	Burmese; Chin, Falam; Hualngo; Karen, Pwo Eastern; Karen, Pwo Western; Karen, Sgaw; Tedim Chin
Burkina Faso	French; Gourmanchema; Jula; Moore	Guyana	English; Spanish	Namibia	Afrikaans; English; Sotho, Southern
Burundi	English; French; Rundi	Haiti	French; Haitian	Nepal	Nepali
Cabo Verde	Portuguese	Honduras	English; Spanish	Netherlands	Dutch; English; Indonesian; Papiamentu; Portuguese; Spanish; Twi
Cambodia	Karen, Sgaw; Khmer, Central	Hong Kong Special Administrative Region (China)	Chinese, Mandarin; Chinese, Yue; Cantonese	New Caledonia	French
Cameroon	English; French; Fulfulde, Central-Eastern Niger	Hungary	English; Hungarian	New Zealand	Cook Islands Maori; English; Fijian; Maori; Samoan
Canada	English; French; Spanish	India	Assamese; Bengali; Bodo; Chin, Thado; Garo; Gujarati; Hindi; Kannada; Khasi; Kok Borok; Maithili; Malayalam; Manipuri; Mao; Marathi; Mizo; Oriya; Panjabi, Eastern; Rongmei; Tangkhul; Tamil; Telugu	Nicaragua	English; Spanish
Cayman Islands	English; Spanish	Indonesia	Bali; Batak Karo; Batak Mandailing; Batak Simalungun; Batak Toba; Indonesian; Nias; Sunda	Niger	English; French; Hausa
Central African Republic	French; Sango	Iran (Islamic Republic of)	Farsi, Eastern	Nigeria	English; Igbo; Yoruba
Chad	French	Iraq	Arabic, Egyptian Spoken	Niue	English
Chile	French; Haitian Creole; Romani, Vlax; Romanis; Spanish	Ireland	English	North Macedonia	Macedonian
China	Chinese, Mandarin; Chinese, Yue; Cantonese; Miao, Eastern Qiandong; Miao, Western Xiangxi; Miao, White; Tibetan, Khams; Uyghur	Israel	Arabic, Standard; English; Hebrew	Northern Mariana Islands	English
Colombia	Embera; Spanish	Italy	English; Italian; Portuguese; Romanian, Russian; Spanish	Norway	Norwegian
Congo	French; Kinyarwanda	Jamaica	Jamaican Creole English	Oman	Arabic, Standard
Congo, Democratic Republic of the	Bemba; French; Lingala; Luba-Kasai; Luba-Katanga; Nande; Nandi; Rwanda; Swahili	Japan	Japanese	Pakistan	English; Urdu
Cook Islands	Cook Islands Maori; English	Jordan	Arabic, Egyptian Spoken	Palau	English
Costa Rica	English; Spanish			Panama	English
Cote d'Ivoire	English; French			Papua New Guinea	English; Motu; Pijin; Tongan
Croatia	Croatian			Paraguay	Guarani, Paraguayan; Spanish
Cuba	Spanish			Peru	Quechua; Quechua, Cusco; Quechua, Puno; Spanish
Curacao	Dutch; English; French; Papiamentu; Spanish			Philippines	Bicolano, Albay; Bicolano, Central; Bicolano, Iriga; Balaan, Koronadal; Balaan, Sarangani; Cebuano; English; Filipino; Higaonon; Hiligaynon; Ilocano; Maguindanao; Maranao; Pangasinan; Tagalog; Waray-Waray
Cyprus	English; Greek; Turkish			Poland	Polish
Czechia	Czech				
Denmark	Danish; English				
Dominica (2018)	English				

Country or Area of the World	Language or Dialect	Country or Area of the World	Language or Dialect	Country or Area of the World	Language or Dialect
Portugal	Portuguese	Switzerland	Albanian; Arabic, Standard; Bosnian; Croatian; Czech; English; Farsi; French; German, Standard; German, Swiss; Hungarian; Italian; Korean; Kurdish; Polish; Portuguese; Romanian; Russian; Serbian; Serbo-Croatian; Sorani; Spanish; Tigrinya; Turkish; Ukrainian	United Kingdom of Great Britain and Northern Ireland	English
Puerto Rico	English; Spanish	Taiwan (China)	Amis; Chinese, Mandarin; Chinese, Min Bei; Chinese, Min Dong; Chinese, Min Nan; Chinese, Min Zhong; Paiwan; Rukai	United States of America	Akan; Twi; Burmese; Chinese, Mandarin; Chinese, Yue; Croatian; Ekegusii; English; Filipino; French; Haitian; Hawaii Creole English; Hebrew; Hindi; Hmong; Hungarian; Igbo; Japanese; Karen, S'gaw; Kinyarwanda; Kirundi; Korean; Laotian; Lingala; Mizo; Navajo; Panjabi, Eastern; Polish; Portuguese; Romanian; Russian; Samoan; Spanish; Swahili; Tagalog; Twi; Ukrainian; Vietnamese
Qatar	Arabic, Standard; Tagalog	Tajikistan	Russian; Tajiki; Uzbek, Southern	United States Virgin Islands	Dutch; English; Haitian; Spanish
Reunion	French; Reunion Creole French	Tanzania, United Republic of	English; Kiha; Maasai; Swahili	Uruguay	Spanish
Romania	Hungarian; Romanian	Thailand	English; Thai	Uzbekistan	Russian; Uzbek, Northern; Uzbek, Southern
Russian Federation	Russian; Tatar; Uzbek, Southern	Timor-Leste	Tetun	Vanuatu	Bislama; English
Rwanda	English; French; Rwanda	Togo	English; Ewe; French	Venezuela (Bolivarian Republic of)	Pemon; Camaracoto, Arekuna, Taurepan; Spanish
Saint Kitts and Nevis (2018)	English	Tonga	English; Tongan	Viet Nam	Vietnamese
Saint Lucia	English	Trinidad and Tobago	English; Spanish; Tojolabal	Zambia	Bemba; English; Kaonde; Lozi; Nyanja; Tonga
Saint Martin (French part)	English; French; Spanish	Turkey	Farsi, Eastern; Turkish	Zimbabwe	English; Ndebele; Tonga
Saint Vincent and the Grenadines	English	Turkmenistan	Russian; Turkmen		
Samoa	English; Samoan	Turks and Caicos Islands	English; French; Islander Creole English; Spanish		
Sao Tome and Principe	Portuguese	Tuvalu	English		
Saudi Arabia	Arabic, Standard	Uganda	Acholi; Adhola; Alur; Aringa; Chiga; English; French; Ganda; Gwere; Kalenjin; Karamojong; Kenyi; Konzo; Kumam; Lango; Lendu; Lugbara; Luo; Masaaba; Nyankore; Nyoro; Pokoot; Rwanda; Saamia; Soga; Swahili; Teso; Tooro		
Senegal	Crioulo, Upper Guinea; English; French; Pulaar; Pular; Serer-Sine	Ukraine	Russian; Ukrainian		
Serbia	Hungarian; Serbian	United Arab Emirates	Arabic, Standard; Malayalam; Tagalog		
Seychelles	English; Seselwa Creole French				
Singapore	Chinese, Mandarin; English; Tamil				
Sint Maarten (Dutch part) (2018)	English; Haitian; Spanish				
Slovakia	Slovak				
Slovenia	Slovene				
Solomon Islands	English; Pijin				
South Africa	Afrikaans; English; Shona; Sotho, Northern; Sotho, Southern; Swati; Tsonga; Tswana; Venda; Xhosa; Zulu				
South Sudan	Arabic, Sudanese Spoken; English				
Spain	Spanish				
Sri Lanka	English; Sinhala; Tamil				
Sudan	Arabic, Standard				
Suriname	Dutch; English; French; Spanish				
Sweden	English; Finnish; Spanish; Swedish				

Symbols Used in the Languages Column in this Table: () = *Synonym.*
 : = *Dialect.*
 * = *Not found in Ethnologue Languages of the World, copyright 2015, but recognized by the home division.*
 , = *Used to qualify a main language with a differentiating adjective.*

Summary of All Languages and Dialects in Which Seventh-day Adventist Work is Being Conducted

Languages and Dialects Used in Publications	311
Languages and Dialects Heard in Broadcasts	306
Languages and Dialects Used in Oral Work	500
Living Languages in the World	7,111

Chapter 8 - The Long View

SUMMARY OF SEVENTH-DAY ADVENTIST WORLD STATISTICS

Table 30

Year	Union Conferences and Missions	Local Conferences and Missions	Ministerial Credential	Commissioned Minister Credential	Comm. Ministry of Teaching Credential	Missionary Credential	Ministerial License	Commissioned Minister License	Comm. Ministry of Teaching License	Missionary License	Bible Instructors	Literature Evangelist Credential and License	Total General Employees	Churches	Church Membership at End of Year	Tithe		World Mission Including U.S., Other G.C., and Ingathering Funds	Intradivision and Local Church Funds	Total Tithe and Offerings Per Capita
																US\$	US\$			
1863	...	6	22	8	30	125	3,500	8,000	2.29
1870	...	11	37	35	72	179	5,440	21,822	3,553	4.66
Total, 1863-1870	127,803	5,354
1880	...	32	144	116	260	640	15,570	61,857	5,944	4.35
Total, 1871-1880	395,711	42,762
1890	...	42	227	184	411	1,016	29,711	225,434	61,431	9.66
Total, 1881-1890	1,436,016	350,327
1900	...	2	87	510	337	571	1,500	1,892	75,767	510,259	151,710	8.74
Total, 1891-1900	3,680,164	1,090,639
1910	...	23	193	828	458	1,234	...	1,697	3,407	2,769	104,526	1,338,690	458,944	426,134	21.27	
Total, 1901-1910	9,177,599	2,479,084	1,867,939
1920	...	46	301	1,287	1,068	1,898	...	2,332	5,896	4,541	185,450	7,195,463	3,251,550	1,407,391	63.92	
Total, 1911-1920	29,954,225	13,116,820	7,756,101
1930	...	71	430	2,062	1,204	2,664	...	2,936	10,599	6,741	314,253	6,230,362	4,020,398	1,861,849	38.54	
Total, 1921-1930	56,134,097	35,011,005	16,919,992
1940	...	69	330	2,691	1,553	4,130	...	3,062	14,270	8,924	504,752	8,071,654	3,827,536	2,327,139	28.18	
Total, 1931-1940	62,378,514	33,741,995	18,155,890
1950	...	80	370	4,056	1,256	2,410	...	7,100	589	3,793	20,274	10,237	756,812	27,728,250	9,998,658	8,181,149	73.60	
Total, 1941-1950	200,597,522	78,976,581	50,034,473
1960	...	74	356	6,515	3,001	3,204	...	8,781	591	3,320	23,479	12,975	1,245,125	59,132,241	16,729,067	24,041,047	83.66	
Total, 1951-1960	434,697,327	134,613,379	156,579,073
1970	...	75	379	7,381	6,292	3,646	...	15,845	764	3,973	26,092	16,505	2,051,864	124,046,447	27,222,200	59,913,011	112.69	
Total, 1961-1970	886,947,488	220,650,594	408,131,577
1980	...	80	377	9,423	12,195	4,644	...	18,955	565	7,073	34,814	21,555	3,480,518	398,880,407	72,119,040	171,444,769	202.19	
Total, 1971-1980	2,520,612,522	477,292,728	1,161,935,400
1990	...	87	451	11,715	641	1,633	15,935	4,946	123	1,176	17,446	555	7,730	41,876	31,654	6,694,880	659,924,400	78,048,177	273,742,795	180.07
Total, 1981-1990	5,069,051,968	689,725,004	2,229,264,356
2000	...	92	489	13,971	1,186	5,421	15,952	6,075	393	5,404	15,225	2,750	7,085	54,843	48,933	11,687,239	1,093,239,507	82,324,122	487,038,563	164.54
Total, 1991-2000	8,892,010,360	840,446,973	3,765,491,951
2010	...	119	585	17,272	1,261	9,042	17,952	6,765	762	5,643	17,973	894	6,994	75,053	70,188	16,923,239	2,037,618,294	199,394,827	743,932,489	181.09
Total, 2001-2010	15,730,679,197	954,828,267	6,203,643,029
2015	...	135	655	19,301	1,084	8,358	21,683	7,981	638	4,229	18,226	1,438	5,210	95,483	81,552	19,126,438	2,288,938,954	104,260,374	836,899,683	177.79
Total, 2011-2015	11,723,658,243	614,066,204	4,194,025,421
2017	...	135	688	20,101	1,009	9,710	23,051	8,174	828	4,390	19,187	1,103	5,952	99,620	86,576	20,727,347	2,453,354,880	115,458,003	973,945,623	181.16
2018	...	137	698	20,434	990	10,237	23,512	8,296	789	4,928	20,178	1,037	4,890	106,632	88,718	21,414,779	2,532,217,794	118,033,607	919,286,781	175.76
2019	...	137	716	20,802	1,262	9,643	23,985	8,538	771	5,352	19,665	1,399	5,137	113,712	91,140	21,556,837	2,478,608,914	110,320,270	975,847,884	169.46
Grand Totals	55,377,830,670	4,542,167,424	21,918,409,786

Note 1—Per Capita after 1921 decreased because of inflated European currency values transposed to gold basis.
 Note 3—Total General Employees column does not include credentialed and licensed literature evangelists.

Note 2—As of 2008, 'Unions of Churches' are being counted as unions, no longer as local conferences.
 Note 4—As of 2014, credentialed employee counts include both full-time and some part-time credentialed employees.

A GENERAL SURVEY OF STATISTICAL AND FINANCIAL SUMMARIES OVER A PERIOD OF YEARS

Table 31

	1940	1950	1960	1970	1980	1990	2000	2010	2015	2017	2018	2019
Churches	8,924	10,237	12,975	16,505	21,555	31,654	48,933	70,188	81,552	86,576	88,718	91,140
Companies	53,225	65,157	69,909	71,758	72,843	72,605
Church Membership at End of Year	504,752	756,812	1,245,125	2,051,864	3,480,518	6,694,880	11,687,239	16,923,239	19,126,438	20,727,347	21,414,779	21,556,837
Accessions: Baptisms and Professions of Faith	40,069	71,796	93,915	157,766	274,767	586,912	1,043,843	1,050,785	1,260,880	1,352,931	1,383,427	1,321,047
Net Membership Increase Over Previous Year	18,082	40,174	51,055	98,786	172,327	477,877	748,057	615,359	647,456	718,568	687,432	142,058
General Employees	14,270	20,274	23,479	26,092	34,814	41,876	54,843	75,053	95,483	99,620	106,632	113,712
Institutional Employees	11,438	14,860	22,091	35,892	51,025	75,294	108,912	138,713	191,638	213,153	214,778	209,360
Total Active Employees*	25,708	35,134	45,570	61,984	85,839	117,170	163,755	213,766	287,121	312,773	321,410	323,072
Tithe, US\$	8,071,654	27,728,250	59,132,241	124,046,447	398,880,407	659,924,400	1,093,239,507	2,037,618,294	2,288,938,954	2,453,354,880	2,532,217,794	2,478,608,914
World Mission Fund, Including Sabbath School, US\$	3,827,536	9,998,658	16,729,067	27,222,200	41,347,973	46,952,476	50,676,432	77,103,385	85,820,894	92,651,731	97,483,223	88,569,301
Sabbath School Mission Offerings, US\$	1,765,277	4,828,091	8,162,705	14,420,872	34,564,983	40,388,328	44,986,478	61,362,489	76,016,330	79,852,865	77,982,664	69,718,544
Other General Conference Funds, US\$	30,771,067	31,095,701	22,024,981	31,224,264	9,888,986	13,949,184	11,150,116	12,530,328
Ingathering Funds, US\$	1,326,120	4,125,463	7,274,440	10,598,152	16,356,170	15,616,983
Intradivision Funds, US\$	265,164	1,826,479	4,212,698	8,727,373	22,636,910	32,091,500	68,681,659	64,119,737	76,522,518	93,427,197	83,660,965	80,580,090
Ingathering Funds,** US\$	9,622,709	11,067,178	8,550,494	8,857,088	9,400,268	9,220,641
Local Church Funds, US\$	2,061,975	6,354,670	19,828,349	51,185,638	148,807,859	241,651,295	418,356,904	679,812,752	760,377,165	880,518,426	835,625,816	895,267,794
Total Tithe and Offerings, US\$	14,226,329	45,908,057	99,902,355	211,181,658	642,444,216	1,011,715,372	1,662,602,192	2,900,945,610	3,230,099,011	3,542,758,506	3,569,538,182	3,564,777,068
Primary Schools	2,752	4,277	4,463	4,045	4,127	4,267	4,809	5,813	5,705	5,943	6,106	6,611
Tertiary Inst, Worker Training Inst, and Secondary Schools	251	283	370	512	882	995	1,255	1,993	2,493	2,587	2,691	2,787
Total Schools	3,003	4,560	4,833	4,557	5,009	5,262	6,064	7,806	8,198	8,530	8,797	9,398
Enrollment—Primary Schools	107,576	187,922	235,887	286,600	494,488	540,647	732,698	1,034,052	1,188,910	1,183,337	1,130,026	1,240,862
Enrollment—Tertiary Inst, Worker Training Inst, and Sec Schools	19,185	35,884	59,554	85,492	144,809	196,015	332,394	634,702	734,072	751,435	751,545	804,033
Total Enrollment	126,761	223,806	295,441	372,092	639,297	736,662	1,065,092	1,668,754	1,922,982	1,934,772	1,881,571	2,044,895
Food Industries	29	32	26	27	20	28	26	20	19	23	22	23
Sales, US\$	161,596,678	301,718,937	414,134,361	903,128,754	616,095,098	745,051,867	706,845,120	682,130,141
Hospitals and Sanitariums	90	106	108	139	153	154	174	173	180	...	211	227
Clinics and Dispensaries	68	57	102	152	266	322	393	216	441	...	440	673
Nursing Homes and Retirement Ctrs, Orphngs and Children's Homes	30	49	80	71	158	168	142	...	132	148
Airplanes and Medical Launches	9	20	28	14	8	10	2+	...	2+	4
Publishing Houses and Branches	83	43	42	48	50	58	56	63	61	59	60	60
Sales, US\$	4,324,907	12,602,590	23,543,133	46,882,360	134,693,433	106,422,910	102,041,495	194,638,728	174,082,139	174,450,943	161,244,243	144,822,658
Literature Evangelists, Credentialed and Licensed	3,062	3,793	3,320	3,973	7,073	7,730	7,085	6,994	5,210	5,952	4,890	5,137
Languages Used in Publications	202	197	228	266	182	190	327	377	375	234	368	311
Sabbath Schools	14,817	16,694	22,617	30,601	41,906	76,323	120,865	140,694
Sabbath School Attendance	618,507	952,229	1,682,983	2,607,713	4,144,386	8,011,268	14,513,424	19,368,905	6,253,993+	6,996,873+	8,194,315+	8,406,310+
Youth Societies (AY)	6,622	10,892	14,064	19,107	25,100	39,547	52,691	72,228	72,125	78,647	100,878	71,128
Youth Membership (AY)	148,698	268,354	449,996	630,827	1,044,947	1,916,652	2,782,940	3,139,508	2,446,228	2,427,509	3,440,341	3,219,631

*Starting with 2011, total active employees includes part time and casual employees.

**Starting with 1999, "Ingathering Funds" were no longer included with "Other General Conference Funds."

Note—Beginning with 1987, publishing houses and branches were asked to report wholesale rather than retail sales.

Note—Beginning with 2011, the number of Sabbath Schools are no longer collected. In 2012, the Sabbath School Membership was changed to Sabbath School Attendance.

+Incomplete reporting.

TOTAL TITHE AND OFFERINGS FROM DATE OF ORGANIZATION TO THE PRESENT TIME

Table 32

1	Tithe and Offerings										Supplemental Data	
	7	8	9	10	11	12a	12b	13	14a	14b	17	Ingathering Funds
Year	Tithe	Tithe Per Capita	World Mission Fund, Including Sabbath School	World Mission Fund Per Capita	Other General Conference Funds (incl. Ingathering from 1977-1998)	Intradivision Funds	Ingathering Funds (from 1999 to the present)	Local Church Funds	Total Tithe and Offerings	Total Tithe and Offerings Per Capita	Sabbath School Mission Offerings (included in column 9)	Ingathering Funds
	US\$	US\$	US\$	US\$	US\$	US\$	US\$	US\$	US\$	US\$	US\$	US\$
1863.....	8,000	2.29	8,000	2.29
1864.....	10,000	2.63	10,000
1865.....	12,000	3.00	12,000
Total, 1863-1865.....	30,000	30,000
1870.....	21,822	4.01	3,553	25,375	4.66
Total, 1866-1870.....	97,803	...	5,354	103,157
1875.....	32,619	4.06	537	33,156
Total, 1871-1875.....	143,328	...	4,362	147,690
1880.....	61,857	3.98	5,944	67,801	4.35	2,784	...
Total, 1876-1880.....	252,383	...	38,400	290,783	...	4,393	...
1885.....	122,642	5.97	28,549	151,191	...	6,899	...
Total, 1881-1885.....	483,051	...	78,648	561,699	...	20,874	...
1890.....	225,434	7.59	61,431	286,865	9.66	28,643	...
Total, 1886-1890.....	952,965	...	271,679	1,224,644	...	96,730	...
1895.....	309,143	6.45	98,151	407,294	...	44,629	...
Total, 1891-1895.....	1,541,698	...	511,059	2,052,757	...	189,247	...
1900.....	510,259	6.73	151,710	661,969	8.74	46,794	...
Total, 1896-1900.....	2,138,466	...	579,580	2,718,046	...	208,734	...
1905.....	858,015	9.83	188,054	107,686	...	27,163	1,180,918	...	68,614	...
Total, 1901-1905.....	3,456,241	...	855,477	107,686	...	27,163	4,446,567	...	280,556	...
1910.....	1,338,690	12.81	458,944	189,108	...	237,026	2,223,768	21.27	138,038	...
Total, 1906-1910.....	5,721,358	...	1,623,607	786,440	...	946,650	9,078,055	...	523,517	96,964 *
1915.....	1,968,168	14.38	872,667	133,531	...	432,932	3,407,298	...	412,759	78,333
Total, 1911-1915.....	8,689,809	...	3,383,688	718,172	...	1,638,128	14,429,797	...	1,442,305	281,307
1920.....	7,195,463	38.80	3,251,550	310,565	...	1,096,826	11,854,404	63.92	1,441,962	686,700
Total, 1916-1920.....	21,264,416	...	9,733,132	1,720,150	...	3,679,651	36,397,349	...	4,124,636	1,519,869
1925.....	5,909,497	23.54	3,520,348	202,645	...	1,462,857	11,095,347	44.21	1,674,446	970,596
Total, 1921-1925.....	24,658,458	...	15,416,902	1,104,989	...	6,282,258	47,462,607	...	7,121,540	4,162,690
1930.....	6,230,362	19.83	4,020,398	181,876	...	1,679,973	12,112,609	38.54	1,870,343	1,290,854
Total, 1926-1930.....	31,475,639	...	19,594,103	1,113,061	...	8,419,684	60,602,487	...	9,343,512	5,922,702
1935.....	5,743,282	13.58	3,150,404	170,047	...	1,429,401	10,493,134	...	1,447,962	1,056,565
Total, 1931-1935.....	25,931,588	...	15,578,354	774,145	...	7,036,113	49,320,200	...	7,374,613	4,851,915
1940.....	8,071,654	15.99	3,827,536	265,164	...	2,061,975	14,226,329	28.18	1,765,277	1,326,120
Total, 1936-1940.....	36,446,926	...	18,163,641	1,145,961	...	9,199,671	64,956,199	...	8,405,273	6,292,673
1945.....	19,424,953	33.70	7,837,868	13.60	...	725,028	...	3,553,086	31,540,935	54.72	3,796,810	3,162,634
Total, 1941-1945.....	74,190,320	...	30,972,563	2,636,505	...	14,420,767	122,220,155	...	14,607,019	10,895,661

*1908-1910.

TOTAL TITHE AND OFFERINGS FROM DATE OF ORGANIZATION TO THE PRESENT TIME (CONT'D)

1	Tithe and Offerings										Supplemental Data	
	7	8	9	10	11	12a	12b	13	14a	14b	17	
Year	Tithe	Tithe Per Capita	World Mission Fund, Including Sabbath School	World Mission Fund Per Capita	Other General Conference Funds (incl. Ingathering from 1977-1998)	Intradivision Funds	Ingathering Funds (from 1999 to the present)	Local Church Funds	Total Tithe and Offerings	Total Tithe and Offerings Per Capita	Sabbath School Mission Offerings (included in column 9)	Ingathering Funds
	US\$	US\$	US\$	US\$	US\$	US\$	US\$	US\$	US\$	US\$	US\$	US\$
1950.....	27,728,250	44.45	9,998,658	16.03	...	1,826,479	...	6,354,670	45,908,057	73.60	4,828,091	4,125,463
Total, 1946-1950.....	126,407,202	...	48,004,018	6,597,925	...	26,379,276	207,388,421	...	22,751,621	19,096,848
1955.....	41,195,925	43.82	12,975,325	13.80	...	2,641,712	...	11,106,405	67,919,367	72.24	6,217,478	5,771,597
Total, 1951-1955.....	181,133,924	...	59,307,625	12,088,106	...	46,748,852	299,278,507	...	28,407,104	25,603,058
1960.....	59,132,241	49.52	16,729,067	14.01	...	4,212,698	...	19,828,349	99,902,355	83.66	8,162,705	7,274,440
Total, 1956-1960.....	253,563,403	...	75,305,754	16,977,369	...	80,764,746	426,611,272	...	35,866,877	33,478,863
1965.....	81,596,968	54.11	21,181,206	14.05	...	6,953,267	...	32,969,155	142,700,596	94.75	10,858,620	8,665,988
Total, 1961-1965.....	351,227,300	...	95,102,996	27,328,587	...	130,476,949	604,135,832	...	47,438,636	40,181,567
1970.....	124,046,447	66.19	27,222,200	14.53	...	8,727,373	...	51,185,638	211,181,658	112.69	14,420,872	10,598,152
Total, 1966-1970.....	535,720,188	...	125,547,598	38,545,706	...	211,780,335	911,593,827	...	66,036,725	48,952,992
1975.....	231,307,464	98.52	48,803,615	20.79	...	17,222,570	...	89,407,082	386,740,731	164.74	23,684,018	13,059,491
Total, 1971-1975.....	917,741,080	...	185,323,270	69,152,929	...	360,611,914	1,532,829,193	...	98,914,123	62,433,641
1980.....	398,880,407	125.54	41,347,973	13.01	30,771,067	22,636,910	...	148,807,859	642,444,216	202.19	34,564,983	16,356,170
Total, 1976-1980.....	1,602,871,442	...	189,589,043	...	102,380,415	89,178,463	...	642,992,094	2,627,011,457	...	144,909,957	73,731,240
1985.....	456,783,830	109.38	41,333,440	9.90	27,263,228	22,079,380	...	184,004,650	731,464,528	175.16	30,838,036	12,845,271
Total, 1981-1985.....	2,182,827,146	...	197,659,316	...	130,556,165	111,701,307	...	870,460,486	3,493,204,420	...	162,987,275	71,637,574
1990.....	659,924,400	117.46	46,952,476	8.36	31,095,701	32,091,500	...	241,651,295	1,011,715,372	180.07	40,388,328	15,616,983
Total, 1986-1990.....	2,886,224,822	...	223,650,837	...	137,858,686	140,952,645	...	1,106,149,918	4,494,836,908	...	184,177,273	73,094,786
1995.....	886,303,088	115.42	53,640,714	6.99	39,023,151	35,038,950	...	307,859,011	1,321,864,914	172.14	48,101,658	12,910,633
Total, 1991-1995.....	3,876,804,437	...	245,775,192	...	172,133,002	177,350,268	...	1,341,016,310	5,813,079,209	...	221,199,123	71,550,849
2000.....	1,093,239,507	108.19	50,676,432	5.02	22,024,981	68,681,659	9,622,709	418,356,904	1,662,602,192	164.54	44,986,478	9,622,709
Total, 1996-2000.....	5,015,205,923	...	253,907,289	...	148,621,200	357,289,171	20,010,290	1,889,836,202	7,684,870,075	...	226,919,059	54,858,280
2005.....	1,492,720,001	109.47	54,300,287	3.98	28,752,363	59,979,884	8,825,938	593,868,016	2,238,446,489	164.15	49,432,141	8,825,938
Total, 2001-2005.....	6,342,517,083	...	252,301,435	...	126,753,834	394,009,471	46,899,988	2,436,979,901	9,599,461,712	...	228,317,196	46,899,988
2010.....	2,037,618,294	127.20	77,103,385	4.81	31,224,264	64,119,737	11,067,178	679,812,752	2,900,945,610	181.09	61,362,489	11,067,178
Total, 2006-2010.....	9,388,162,114	...	341,538,727	...	135,748,872	302,155,394	51,585,411	3,070,498,263	13,289,688,781	...	296,137,455	51,585,411
2015.....	2,288,938,954	125.98	85,820,894	4.72	9,888,986	76,522,518	8,550,494	760,377,165	3,230,099,011	177.79	76,016,330	8,550,494
Total, 2011-2015.....	11,723,658,243	...	441,731,199	...	127,654,900	376,604,141	44,680,105	3,817,421,280	16,531,749,868	...	364,280,902	44,680,105
2016.....	2,292,110,326	122.27	83,122,829	4.43	10,990,423	77,811,650	7,804,576	757,712,646	3,229,552,450	172.27	75,667,682	7,804,576
2017.....	2,453,354,880	125.45	92,651,731	4.74	13,949,184	93,427,197	8,857,088	880,518,426	3,542,758,506	181.16	79,852,865	8,857,088
2018.....	2,532,217,794	124.69	97,483,223	4.80	11,150,116	83,660,965	9,400,268	835,625,816	3,569,538,182	175.76	77,982,664	9,400,268
2019.....	2,478,608,914	117.83	88,569,301	4.21	12,530,328	80,580,090	9,220,641	895,267,794	3,564,777,068	169.46	69,718,544	9,220,641
Grand Totals.....	55,377,830,670	...	3,213,381,932	...	1,130,327,125	2,465,518,493	198,458,367	19,452,891,293	81,838,407,880	...	2,485,308,030	787,091,555

Note—Slight differences in totals may occur between this table and past historical documents due to the rounding of the dollar on each statistic.

STATISTICAL REPORT FOR 2019

**SESSIONS OF THE GENERAL CONFERENCE
OF SEVENTH-DAY ADVENTISTS** Table 33

Session	Delegates	Dates of Session	Location
1	20	May 20 to May 23, 1863	Battle Creek, Michigan
2	20	May 18 to May 21, 1864	Battle Creek, Michigan
3	21	May 17, 1865	Battle Creek, Michigan
4	19	May 16 and May 17, 1866	Battle Creek, Michigan
5	18	May 14 to May 19, 1867	Battle Creek, Michigan
6	15	May 12 to May 18, 1868	Battle Creek, Michigan
7	16	May 18 to May 24, 1869	Battle Creek, Michigan
8	22	March 15 to March 20, 1870	Battle Creek, Michigan
9	17	February 7 to February 12, 1871	Battle Creek, Michigan
10	14	December 29, 1871 to January 3, 1872	Battle Creek, Michigan
11	18	March 11 to March 14, 1873	Battle Creek, Michigan
12	21	November 14 to November 16, 1873	Battle Creek, Michigan
13	19	August 10 to August 15, 1874	Battle Creek, Michigan
14	18	August 15 to August 18, 1875	Battle Creek, Michigan
1st Special	15	March 31 to April 4, 1876	Battle Creek, Michigan
15	16	September 19 to September 24, 1876	Lansing, Michigan
2nd Special	16	November 12 and November 13, 1876	Battle Creek, Michigan
16	20	September 20 to September 28, 1877	Lansing, Michigan
3rd Special	22	March 1 to March 4, 1878	Battle Creek, Michigan
17	39	October 4 to October 16, 1878	Battle Creek, Michigan
4th Special	29	April 17 to April 23, 1879	Battle Creek, Michigan
18	39	November 7 to December 1, 1879	Battle Creek, Michigan
5th Special	28	March 11 to March 15, 1880	Battle Creek, Michigan
19	38	October 6 to October 12, 1880	Battle Creek, Michigan
20	41	December 1 to December 19, 1881	Battle Creek, Michigan
21	47	December 7 to December 19, 1882	Rome, New York
22	65	November 8 to November 20, 1883	Battle Creek, Michigan
23	67	October 30 to November 20, 1884	Battle Creek, Michigan
24	70	November 18 to December 6, 1885	Battle Creek, Michigan
25	71	November 18 to December 6, 1886	Battle Creek, Michigan
26	70	November 13 to December 12, 1887	Oakland, California
27	91	October 17 to November 8, 1888	Minneapolis, Minnesota
28	109	October 18 to November 5, 1889	Battle Creek, Michigan
29	125	March 5 to March 25, 1891	Battle Creek, Michigan
30	130	February 17 to March 6, 1893	Battle Creek, Michigan
31	150	February 15 to March 4, 1895	Battle Creek, Michigan
32	140	February 19 to March 8, 1897	College View, Nebraska
33	149	February 15 to March 7, 1899	South Lancaster, Mass.
34	268	April 2 to April 23, 1901	Battle Creek, Michigan
35	139	March 27 to April 13, 1903	Oakland, California
36	197	May 11 to May 30, 1905	Washington, D.C.
37	328	May 13 to June 6, 1909	Washington, D.C.
38	372	May 15 to June 8, 1913	Washington, D.C.
39	443	March 29 to April 14, 1918	San Francisco, California
40	581	May 11 to May 28, 1922	San Francisco, California
41	577	May 27 to June 14, 1926	Milwaukee, Wisconsin
42	577	May 28 to June 12, 1930	San Francisco, California
43	671	May 26 to June 8, 1936	San Francisco, California
44	619	May 26 to June 7, 1941	San Francisco, California
45	828	June 5 to June 15, 1946	Washington, D.C.
46	943	July 10 to July 22, 1950	San Francisco, California
47	1,109	May 24 to June 5, 1954	San Francisco, California
48	1,160	June 19 to June 28, 1958	Cleveland, Ohio
49	1,314	July 26 to August 4, 1962	San Francisco, California
50	1,495	June 16 to June 25, 1966	Detroit, Michigan
51	1,782	June 11 to June 20, 1970	Atlantic City, New Jersey
52	1,756	July 10 to July 19, 1975	Vienna, Austria
53	1,925	April 16 to April 26, 1980	Dallas, Texas
54	2,044	June 27 to July 6, 1985	New Orleans, Louisiana
55	2,239	July 5 to July 14, 1990	Indianapolis, Indiana
56	2,321	June 29 to July 8, 1995	Utrecht, Netherlands
57	1,844	June 29 to July 8, 2000	Toronto, Canada
58	1,903	June 29 to July 9, 2005	Saint Louis, Missouri
59	2,244	June 23 to July 3, 2010	Atlanta, Georgia
60	2,536	July 2 to July 11, 2015	San Antonio, Texas

**OFFICERS OF THE GENERAL CONFERENCE
OF SEVENTH-DAY ADVENTISTS** Table 34

	Name	Term of Service
Presidents		
1	John Byington	May 20, 1863 to May 17, 1865
2	James White	May 17, 1865 to May 14, 1867
3	J. N. Andrews	May 14, 1867 to May 18, 1869

**OFFICERS OF THE GENERAL CONFERENCE
OF SEVENTH-DAY ADVENTISTS** Table 34

	Name	Term of Service
4	James White	May 18, 1869 to December 29, 1871
5	George I. Butler	December 29, 1871 to August 10, 1874
6	James White	August 10, 1874 to October 6, 1880
7	George I. Butler	October 6, 1880 to October 17, 1888
8	O. A. Olsen	October 17, 1888 to February 19, 1897
9	G. A. Irwin	February 19, 1897 to April 2, 1901
10	A. G. Daniells	April 2, 1901 to May 11, 1922
11	W. A. Spicer	May 11, 1922 to May 28, 1930
12	C. H. Watson	May 28, 1930 to May 26, 1936
13	J. L. McElhany	May 26, 1936 to July 10, 1950
14	W. H. Branson	July 10, 1950 to May 24, 1954
15	R. R. Figuhr	May 24, 1954 to June 16, 1966
16	Robert H. Pierson	June 16, 1966 to January 3, 1979
17	Neal C. Wilson	January 3, 1979 to July 5, 1990
18	Robert S. Folkenberg	July 5, 1990 to March 1, 1999
19	Jan Paulsen	March 1, 1999 to June 23, 2010
20	Ted N. C. Wilson	June 23, 2010 to . . .
Secretaries		
1	Uriah Smith	May 20, 1863 to November 14, 1873
2	S. Brownsberger	November 14, 1873 to August 10, 1874
3	Uriah Smith	August 10, 1874 to September 19, 1876
4	C. W. Stone	September 19, 1876 to September 20, 1877
5	Uriah Smith	September 20, 1877 to December 1, 1881
6	A. B. Oyen	December 1, 1881 to November 8, 1883
7	Uriah Smith	November 8, 1883 to October 17, 1888
8	Dan T. Jones	October 17, 1888 to March 5, 1891
9	W. A. Colcord	March 5, 1891 to March 7, 1893
10	L. T. Nicola	March 7, 1893 to February 19, 1897
11	L. A. Hoopes	February 19, 1897 to April 2, 1901
12	H. E. Osborne	April 2, 1901 to April 11, 1903
13	W. A. Spicer	April 11, 1903 to May 11, 1922
14	A. G. Daniells	May 11, 1922 to May 27, 1926
15	C. K. Meyers	May 27, 1926 to October 17, 1933
16	M. E. Kern	October 17, 1933 to May 26, 1936
17	E. D. Dick	May 26, 1936 to September 19, 1952
18	D. E. Rebok	September 19, 1952 to May 24, 1954
19	W. R. Beach	May 24, 1954 to June 11, 1970
20	Clyde O. Franz	June 11, 1970 to April 16, 1980
21	G. Ralph Thompson	April 16, 1980 to June 29, 2000
22	Matthew A. Bediako	June 29, 2000 to June 23, 2010
23	G. T. Ng	June 23, 2010 to . . .
Treasurers		
1	E. S. Walker	May 20, 1863 to May 17, 1865
2	I. D. Van Horn	May 17, 1865 to May 12, 1868
3	J. N. Loughborough	May 12, 1868 to May 18, 1869
4	E. S. Walker	May 18, 1869 to March 15, 1870
5	G. H. Bell	March 15, 1870 to February 7, 1871
6	Mrs. A. P. Van Horn	February 7, 1871 to March 11, 1873
7	E. B. Gaskill	March 11, 1873 to August 10, 1874
8	Harmon Lindsay	August 10, 1874 to August 15, 1875
9	Fredericka House	August 15, 1875 to September 19, 1876
10	Uriah Smith	September 19, 1876 to September 20, 1877
11	Mrs. M. J. Chapman	September 20, 1877 to November 8, 1883
12	A. R. Henry	November 8, 1883 to October 17, 1888
13	Harmon Lindsay	October 17, 1888 to February 17, 1893
14	W. H. Edwards	February 17, 1893 to February 19, 1897
15	A. G. Adams	February 19, 1897 to October 21, 1900
16	H. M. Mitchell	April 19, 1901 to March 27, 1903
17	I. H. Evans	March 27, 1903 to May 13, 1909
18	W. T. Knox	May 13, 1909 to May 11, 1922
19	J. L. Shaw	May 11, 1922 to May 26, 1936
20	W. E. Nelson	May 26, 1936 to July 10, 1950
21	C. L. Torrey	July 10, 1950 to June 16, 1966
22	K. H. Emmerson	June 16, 1966 to April 16, 1980
23	L. L. Butler	April 16, 1980 to June 27, 1985
24	Donald F. Gilbert	June 27, 1985 to June 29, 1995
25	Robert L. Rawson	June 29, 1995 to April 18, 2002
26	Robert E. Lemon	April 18, 2002 to July 2, 2015
27	Juan R. Prestol-Puesan	July 2, 2015 . . .

Note—In the three preceding tables the dates indicate the beginning dates of the General Conference Sessions involved, except where special elections have been held between sessions.

ALPHABETICAL INDEX

Accessions, Table 3.....	9	Healthcare Institutions, Table 10.....	10
Accession Rates, Table 8.....	9	Hospitals	90
Adventist Development and Relief Agency International (ADRA), Tables 20, 21.....	14	Institutional Statistics for 2019	86
Broadcast Ministries, Table 13	10	Section I—Educational Institutions and Primary Schools, Table 25 ..	86
Charts		Section II—Healthcare Institutions, Table 26.....	90
Accessions by Division Over Five Years	7	Section III—Publishing Houses, Table 27	97
Accessions Over 10 Years	7	Section IV—Food Industries, Table 28	98
ADRA Beneficiaries by Sector.....	14	Key to Seventh-day Adventist Divisions, Table 1.....	2
Changes in Membership Over Five Years.....	7	Languages and Dialects in Which SDA Publications are Now in Print, Table 29	106
Conferences/Missions Reporting Sabbath School Attendance, 2014 6		Losses, Table 5.....	9
Conferences/Missions Reporting Sabbath School Attendance, 2019 6		Membership Statistics by Division for 2019, Table 22.....	16
General vs. Institutional Employees	14	Missionaries, Table 16	11
Members Gained 2019 vs. Members Lost 2019.....	5	Nursing Homes	94
Members Lost as a Percentage of Members Gained 2019	5	Officers of the General Conference of Seventh-day Adventists, Table 34	113
Members Lost as a Percentage of Members Gained 2019, Less SUD.....	5	Orphanages and Children’s Homes	96
Mission Offerings as a Percentage of Tithe, 1919-2019.....	6	Sabbath School and Personal Ministries, Table 14	11
Reported Sabbath School Attendance as a Percentage of Membership.....	6	Scheduled Meetings, Table 2.....	2
Church Membership by World Divisions, Table 4.....	9	Schools	86
Clinics	95	Secondary Schools	88
Colleges and Universities	86	Sessions of the General Conference of Seventh-day Adventists, Table 33.....	113
Count of Unions, Conferences, and Local Fields, Table 12	10	Summary of Institutions, Table 9.....	10
Denominational Employees by Division 2019, Table 24.....	58	Summary of Seventh-day Adventist World Statistics, Table 30	109
Denominationally Employed Workers Classified by		Thematic Analysis	4
Credentials Carried 2019, Table 18.....	12	Tithe and Offerings 2019, Table 6.....	9
Type of Employment 2019, Table 17.....	12	Tithe and Offerings, Table 7.....	9
Education, Table 15.....	11	Tithes and Offerings by Division 2019, Table 23	37
Elementary Schools.....	89	Total Tithe and Offerings From Date of Organization to the Present Time, Table 32	111
Food Industries.....	98	Worker Training Schools.....	87
General and Institutional Employees, Table 19.....	14		
General Survey of Organizations, Table 11.....	10		
General Survey of Statistical and Financial Summaries Over a Period of Years, Table 31	110		
Global Mission	100		
The Church’s Presence, Outreach, and Mission.....	100		
GM Table 1—Conf/Miss Where Each Church Serves More Than One Million Persons	100		
GM Table 1a—Countries and Areas Where SDA Work is Not Currently Established.....	101		
GM Table 2—Seventh-day Adventist Presence in Countries and Areas of the World.....	102		
GM Table 3—10/40 Window	105		

Log of Revisions to 2020 Annual Statistical Report w 2019 Statistics

Date	Page	Description
12-Jul-2021	56	Note added regarding divisions in the Combined Offering Plan.
18-Mar-2021	10, 11, 88-90, 110	Revision to the number of secondary schools in TED's Norwegian Un, from 11 to 1, which resulted in changes to all tables where secondary schools are included in the figures. NAD revised Secondary & Primary Schools.
27-Apr-2021	88-90,	Education sent revision for SAD - Peru Union number of SDA enrolled.
24-Jun-2021	9	New Churches Per our in Accession Rates Table - revised all
15-Jul-2021	110	AY Societies & Membership figures added - report came late after printing
21-Jul-2021	96	Global Mission Table 3 - '(Thousands)' was added to the heading Population Estimate Mid-2018
22-Jul-2021	9	Revisions were requested from Secretariat for AVS columns from 2013 thru 2019.