



**2022**

ANNUAL  
STATISTICAL  
REPORT

New Series, Volume 4

Report of the  
General Conference of  
Seventh-day Adventists'  
2021 Statistics

Seventh-day  
Adventist® Church





**2022**

ANNUAL  
STATISTICAL  
REPORT

New Series, Volume 4

Report of the  
General Conference of  
Seventh-day Adventists'  
2021 Statistics

Seventh-day  
Adventist® Church

12501 Old Columbia Pike, Silver Spring, MD 20904



GENERAL STATISTICS

STATISTICAL REPORT

of Seventh-day Adventist® Conferences, Missions, and Institutions throughout the world  
for the year ending 2021

TABLE OF CONTENTS

Alphabetical Index - Page 120

Key to Seventh-day Adventist Divisions, Table 1 . . . . .	2	<b>Chapter 3 - Membership</b>	
Scheduled Meetings, Table 2 . . . . .	2	Membership Statistics by Division for 2021, Table 24 . . . . .	17
<b>Chapter 1- Analysis</b>		<b>Chapter 4 - Tithe and Offerings</b>	
About This Report: Membership Age Statistics . . . . .	4	Tithe and Offerings by Division 2021, Table 25 . . . . .	38
World Membership by Age as Percentages, Chart 1 . . . . .	5	<b>Chapter 5 - Employees</b>	
World Totals (Age Percentages), Chart 2 . . . . .	5	Denominational Employees by Division 2021, Table 26 . . . . .	60
Age Percentages for ECD, IAD, EUD, NAD, NSD, SAD, SSD, TED and WAD, Charts 3-8 . . . . .	6	<b>Chapter 6 - Institutions</b>	
Accessions by Division Over Five Years, Chart 9 . . . . .	7	Institutional Statistics for 2021 . . . . .	89
World Accessions Over 10 Years, Chart 10 . . . . .	7	Section I—Educational Institutions and Primary Schools, Table 27 . . . . .	90
Changes in World Membership Over Five Years, Chart 11 . . . . .	7	Section II—Healthcare Institutions, Table 28 . . . . .	94
<b>Chapter 2 - Quick Picture</b>		Section III—Publishing Houses, Table 29 . . . . .	102
Accessions, Table 3 . . . . .	9	Section IV—Food Industries, Table 30 . . . . .	103
Church Membership by World Divisions, Table 4 . . . . .	9	<b>Chapter 7 - Global Mission</b>	
Losses, Table 5 . . . . .	9	Global Mission . . . . .	105
Tithe and Offerings 2021, Table 6 . . . . .	9	The Church's Presence, Outreach, and Mission . . . . .	106
Tithe and Offerings, Table 7 . . . . .	9	GM Table 1—Conf/Miss Where Each Church Serves More Than One Million Persons . . . . .	106
Accession Rates, Table 8 . . . . .	9	GM Table 1a—Countries and Areas of the World Where SDA Work is Not Currently Established . . . . .	107
Summary of Institutions, Table 9 . . . . .	10	GM Table 2—Seventh-day Adventist Presence in Countries and Areas of the World . . . . .	108
Healthcare Institutions, Table 10 . . . . .	10	GM Table 3—10/40 Window . . . . .	111
General Survey of Organizations, Table 11 . . . . .	10	Languages and Dialects in Which SDA Publications are Now in Print, Table 31 . . . . .	112
Count of Unions, Conferences, and Local Fields, Table 12 . . . . .	10	<b>Chapter 8 - The Long View</b>	
Broadcast Ministries, Table 13 . . . . .	10	Summary of Seventh-day Adventist World Statistics, Table 32 . . . . .	115
Sabbath School and Personal Ministries, Table 14 . . . . .	11	A General Survey of Statistical and Financial Summaries Over a Period of Years, Table 33 . . . . .	116
Education, Table 15 . . . . .	11	Total Tithe and Offerings From Date of Organization to the Present Time, Table 34 . . . . .	117
Missionaries, Table 16 . . . . .	11	Sessions of the General Conference of Seventh-day Adventists, Table 35 . . . . .	119
Denominationally Employed Workers Classified by Type of Employment 2021, Table 17 . . . . .	12	Officers of the General Conference of Seventh-day Adventists, Table 36 . . . . .	119
Denominationally Employed Workers Classified by Credentials Carried 2021, Table 18 . . . . .	12	Alphabetical Index . . . . .	120
General and Institutional Employees, Table 19 . . . . .	14		
Gender Demographics 2021, Table 20 . . . . .	14		
Age Demographics 2021, Table 21 . . . . .	14		
Adventist Development and Relief Agency International (ADRA), Tables 22, 23 . . . . .	15		
Beneficiaries by Sector, Chart 12 . . . . .	15		

Note—Adventist® and Seventh-day Adventist® are the registered trademarks of the General Conference of Seventh-day Adventists®.

KEY TO SEVENTH-DAY ADVENTIST DIVISIONS AND GC ATTACHED UNIONS/FIELD

Table 1

ECD East-Central Africa Division	SAD South American Division	WAD West-Central Africa Division
ESD Euro-Asia Division	SPD South Pacific Division	Attached to GC:
IAD Inter-American Division	SID Southern Africa-Indian Ocean Division	CHUM Chinese Union Mission
EUD Inter-European Division	SUD Southern Asia Division	MENA Middle East and North Africa Union Mission
NAD North American Division	SSD Southern Asia-Pacific Division	ISRF Israel Field
NSD Northern Asia-Pacific Division	TED Trans-European Division	

SCHEDULED MEETINGS

Table 2

Meeting	Date	Location
Spring Meeting . . . . .	April 10 and 11, 2023 . . . . .	Silver Spring, Maryland
Annual Council . . . . .	October 5 to 11, 2023 . . . . .	Silver Spring, Maryland
Spring Meeting . . . . .	April 8 and 9, 2024 . . . . .	Silver Spring, Maryland

Meeting	Date	Location
Annual Council . . . . .	October 10 to 16, 2024 . . . . .	Silver Spring, Maryland
Spring Meeting . . . . .	April 7 and 8, 2025 . . . . .	Silver Spring, Maryland
GC Session . . . . .	July 3 to 12, 2025 . . . . .	St. Louis, Missouri

# **Chapter 1 - Analysis**

### ABOUT THIS REPORT: Membership Age Statistics

**New Table.** In this volume of the ASR for the first time we publish data on the age of our church membership. The age of the church has been a common statistical question posed to us, and we are pleased that we can now begin answering it, thanks to the increasing use of membership software by our divisions and attached territories. By using the Adventist Church Management System (ACMS) or eAdventist software, divisions are able to obtain and download accurate age statistics on their church congregations. Since this is a new report and the data collected is based on the nine divisions that have partially or completely implemented use of these online databases, the data reported in this ASR is preliminary. In time, as more divisions utilize membership data software and do so more completely, we will be able to provide a more thorough picture of the age ranges of our worldwide church membership.

Age statistics will be the subject of our analysis this year and be published henceforth as Table 21.

**Age Overview.** Chart 1 shows the percentage of membership by age group for each of the nine divisions. It should be noted that not all members entered in ACMS and eAdventist have had their age stated, however, more than 90% of the members in membership systems have recorded their age and thus we have a huge sample which allows one to generalize with some confidence. Chart 2 shows the overall world totals for each age category. In essence, while there are considerable variations between regions, globally our youngest church members (ages birth through 20) comprise 23%, the working-age members (ages 21-65) comprise the largest category of 65%, and our aging members (ages 66-over 80) comprise only 12%. It will be interesting to see how these broad proportions shift, if at all, as divisions complete implementation of ACMS and other divisions adopt it, providing more and more detailed data.

**Age Statistics by Category:** Charts 3-8 show individual bar graphs for each age category and responding division.

**Ages Up to 20.** TED reports the highest percentage of ages up to 20 at 39%. Whereas EUD reports only 3% in this category.

**Ages 21-35.** WAD reports the highest percentage in this category of 36%; followed closely by ECD of 32%. EUD and TED report the lowest at 14%.

**Ages 36-50.** WAD leads again in this category at 26% by a small margin. This category appears to be the most consistently high for all divisions, ranging between 18% to 26%.

**Ages 51-65.** EUD reports the highest percentage of ages in this range of 28%; ECD reports the lowest at 11%.

**Ages 66-80.** EUD again reports the highest percentage of members in this category of 20%. Again, ECD reports the lowest at 4%.

**Ages Over 80.** NSD reports the highest percentage of ages over 80 with 15%; followed by EUD of 11%. All other divisions report much lower membership in this category ranging from 1% to 6%.

**Questions.** This data raises questions which are beyond the scope of this publication to answer, but that does not mean we should not ask them and invite other researchers to seek the

answers. How many of these members are new or multi-generational Seventh-day Adventists? How were members first introduced to the Seventh-day Adventist Church (i.e., raised as Adventists, introduced through a friend, relative, neighbor, public evangelism, literature etc.)? What religion (if any) were members before joining the Seventh-day Adventist Church? At what age were members baptized into the Church? How many members attended Adventist schools? What measures are being taken to improve member retention rates and reduce losses? We have some data on this from the 2013 and 2017-2018 Global Church-Member Surveys and anticipate more data in the soon-to-be-completed 2022-2023 Global Church-Member Survey (for results of past surveys, see [www.adventistresearch.info](http://www.adventistresearch.info)).

**Standard Charts.** Charts 9-11 all demonstrate that 2021 accessions rebounded considerably after the dramatic drop in accessions in 2020. This shows that despite the negative effects of the Covid-19 pandemic, accessions in 2021 were back over the 1 million mark, where they have been for 18 of the last 22 years. In 2020 accessions had dropped to 803,430 but in 2021 they grew to 1,069,234, a remarkable 33% increase! In Chart 9 you will see that nearly every division's accessions increased from 2020 to 2021, in fact, SID accessions increased by 80% and NAD by 73%. Our church continues to grow, thanks be to God.

In Chart 11 you will see that losses rose from 564,587 to 789,888 in 2021 which is a 40% rise. This is due to ongoing membership reviews, however, only time will tell if losses continue to trend upward due to audits or other factors. In addition, deaths also increased by 27%, from 64,989 in 2020 to 82,317. This is likely due to the unfortunate repercussions of the Covid-19 pandemic. This trend upwards was anticipated as the true impact of the pandemic on our worldwide church membership would not have been reflected in our data until 2021.

A Seventh-day Adventist statistical archive consisting of past statistical reports, tables and documents is available online at: [www.adventiststatistics.org](http://www.adventiststatistics.org).

Dr. D. J. B. Trim

--Statistics within this report compiled by Meredith Carter, Roger Bello, and Monica Wortman.



Office of Archives, Statistics, and Research Staff

Chart 1

World Membership by Age as Percentages

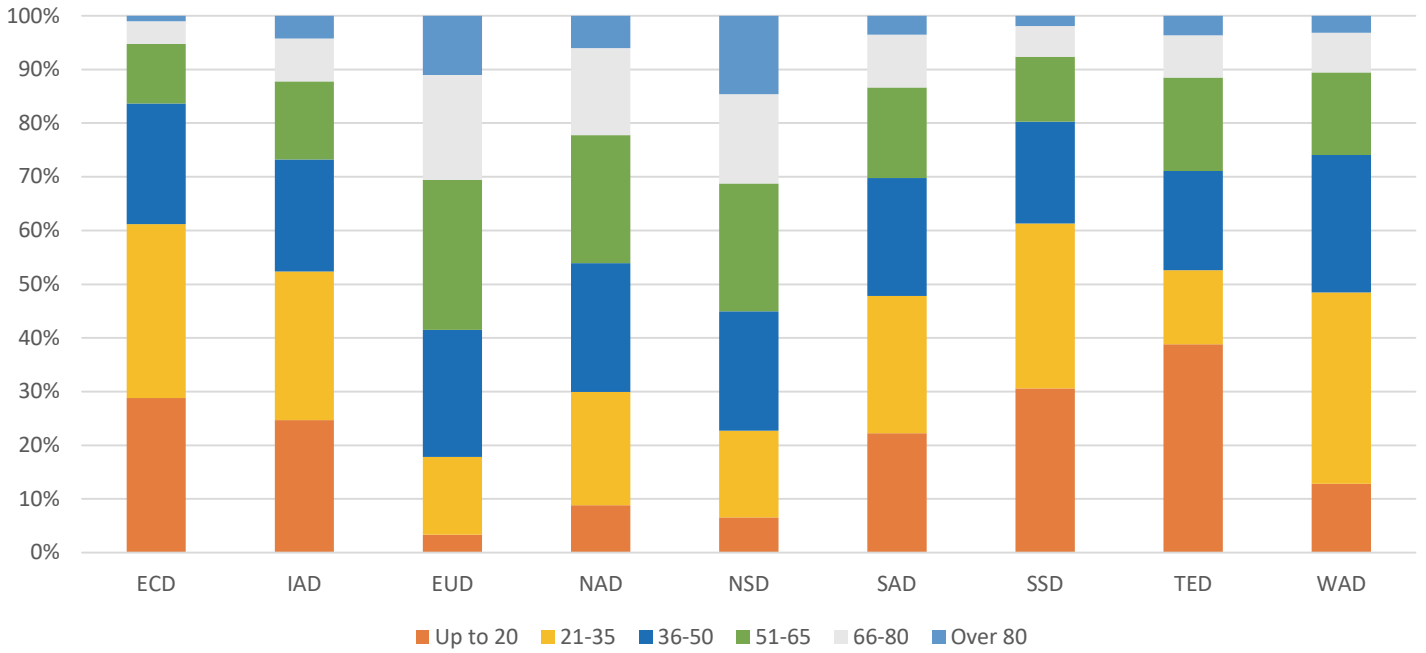


Chart 2

World Totals

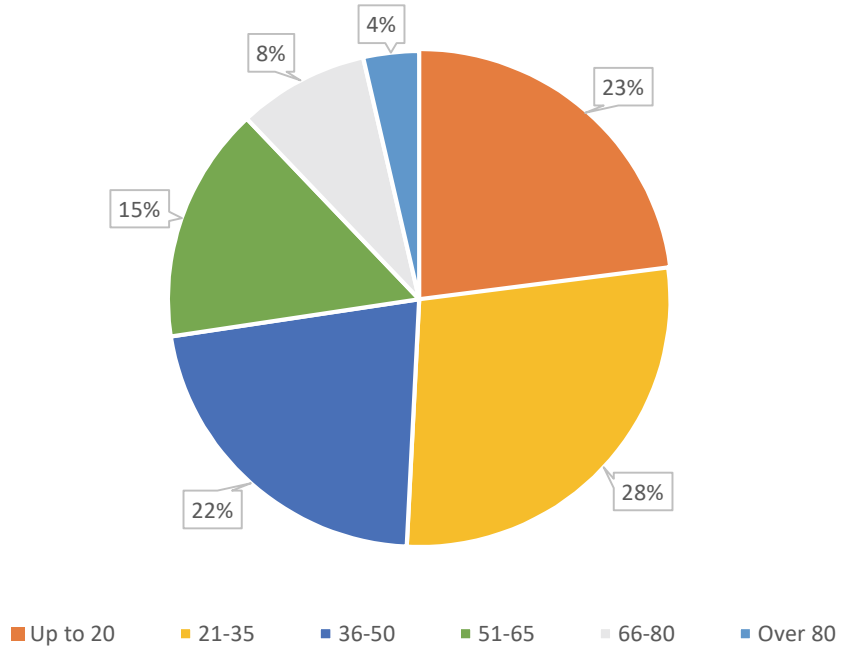


Chart 3 Ages Up to 20

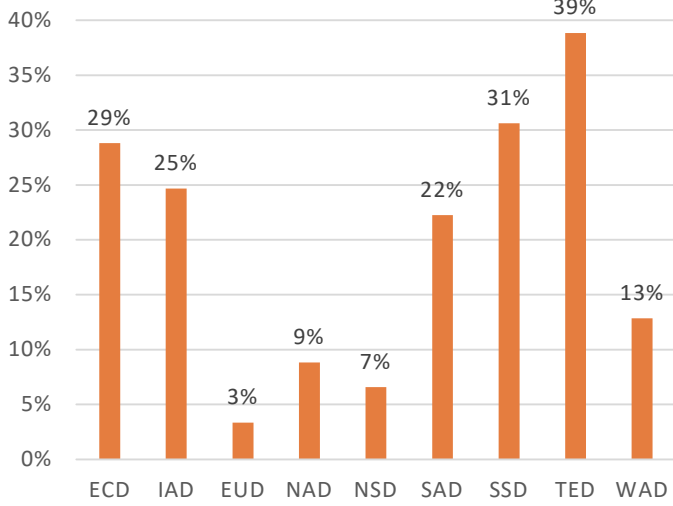


Chart 4 Ages 21-35

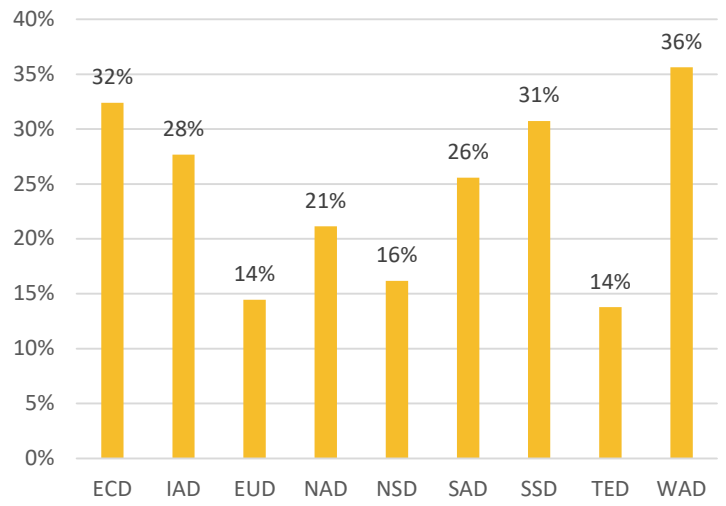


Chart 5 Ages 36-50

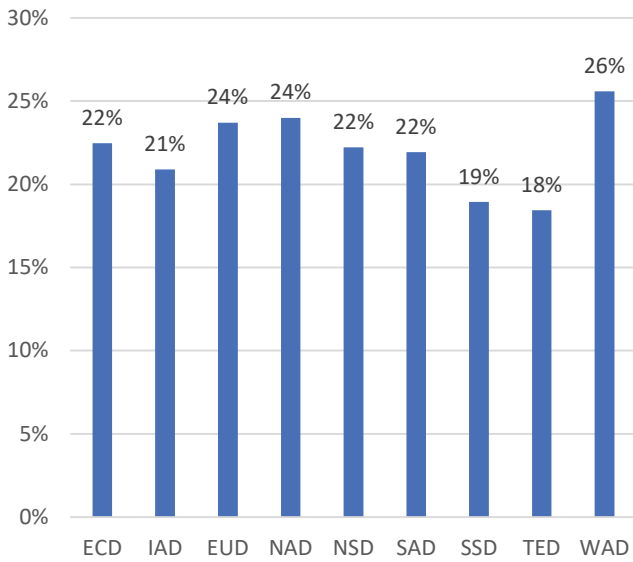


Chart 6 Ages 51-65

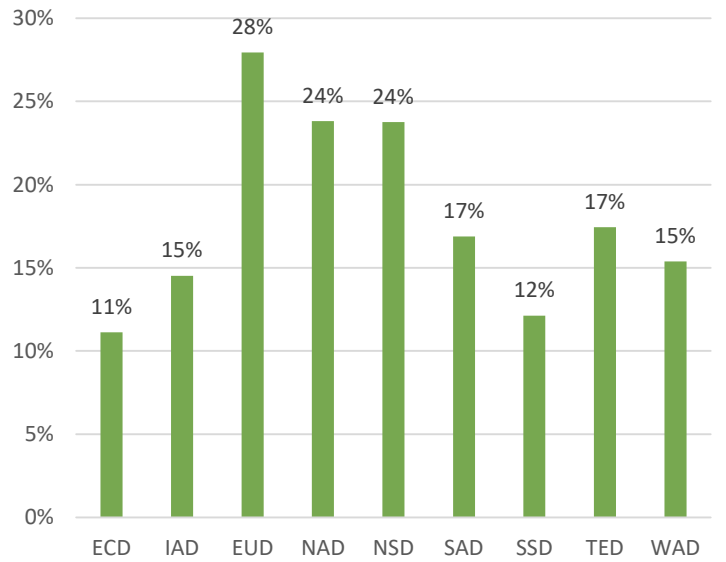


Chart 7 Ages 66-80

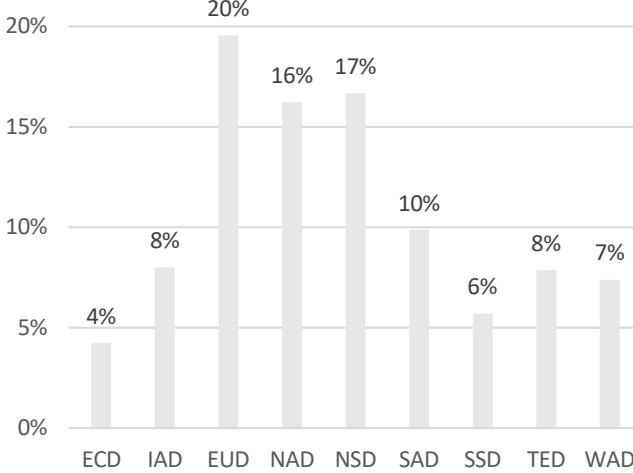


Chart 8 Ages Over 80

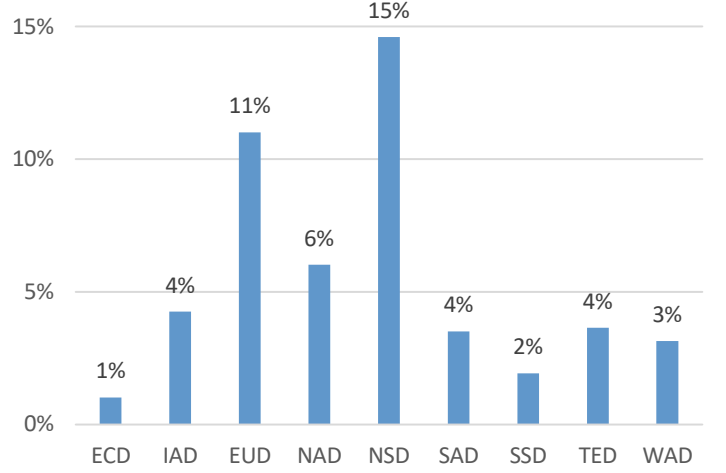


Chart 9  
Accessions by Division Over Five Years

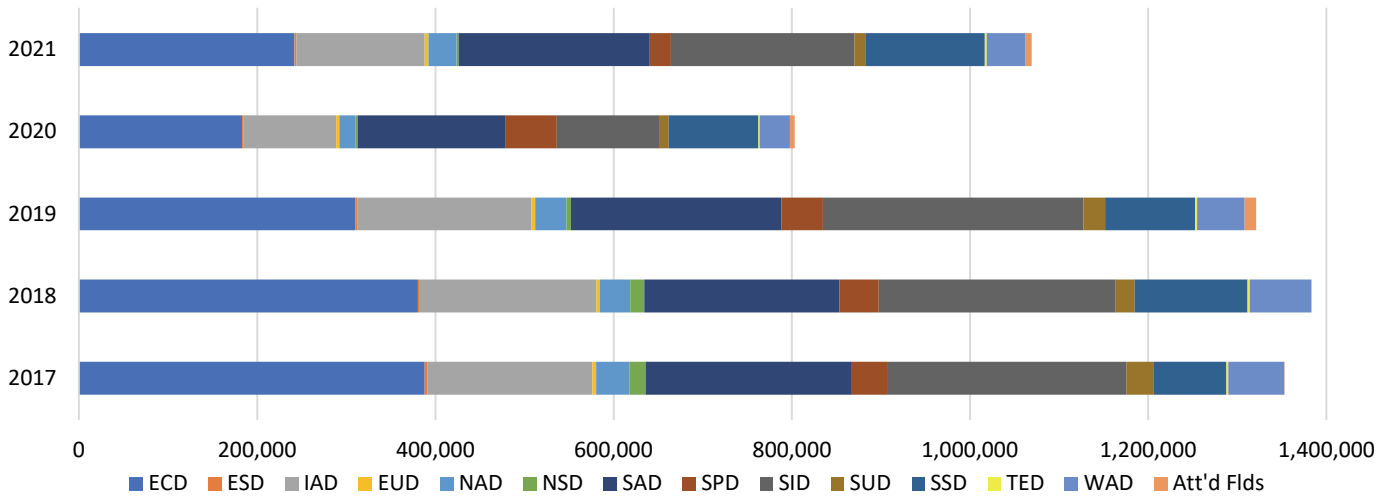


Chart 10  
World Accessions Over 10 Years

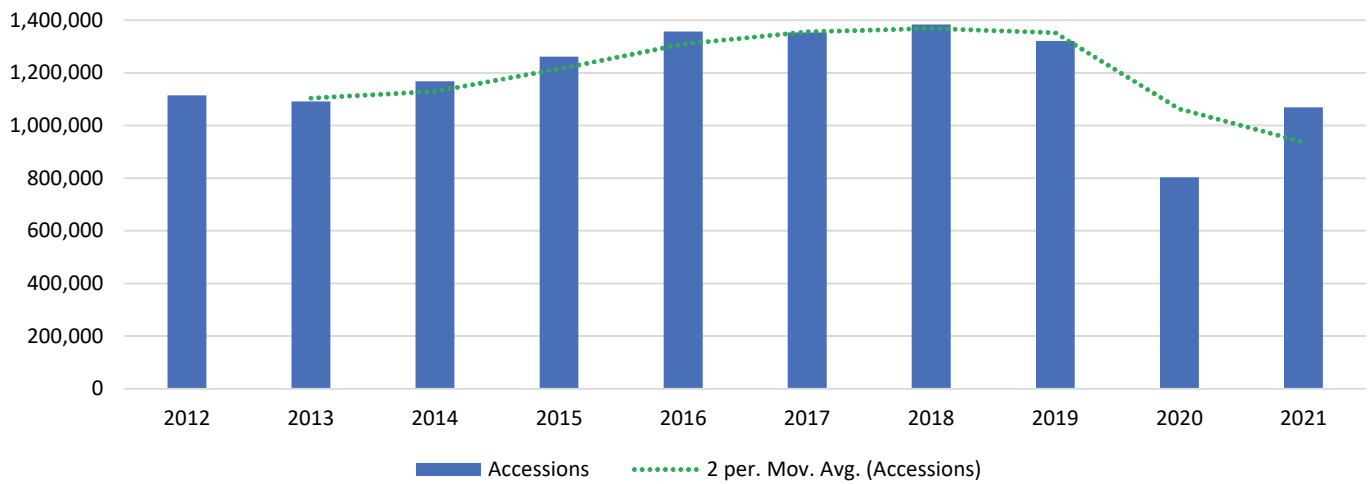
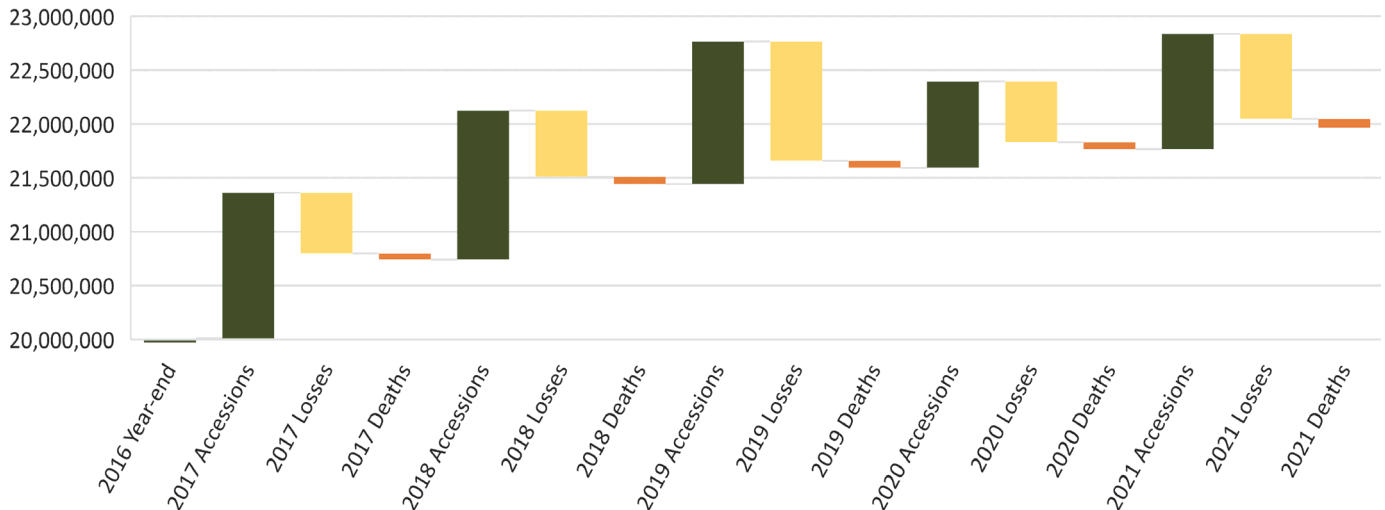


Chart 11  
Changes in World Membership Over Five Years





## **Chapter 2 - Quick Picture**

**ACCESSIONS**  
(Additions to the Church by Baptism and Profession of Faith)

Table 3

Division/Attached Fields	2018	2019	2020	2021	2021 Accessions as Percent of World Total
East-Central Africa	380,271	310,048	183,011	241,729	22.61%
Euro-Asia	2,478	2,514	1,760	2,088	0.20%
Inter-American	197,904	195,159	104,024	144,056	13.47%
Inter-European	3,720	4,061	3,610	4,412	0.41%
North American	34,460	35,427	18,185	31,421	2.94%
Northern Asia-Pacific	15,586	4,710	2,089	2,296	0.21%
South American	218,921	236,597	165,526	214,488	20.06%
South Pacific	44,096	46,348	58,093	23,694	2.22%
Southern Africa-Indian Ocean	266,055	292,348	114,619	206,146	19.28%
Southern Asia	20,875	24,490	10,700	12,823	1.20%
Southern Asia-Pacific	127,023	100,978	100,713	133,312	12.47%
Trans-European	2,447	2,255	1,358	2,015	0.19%
West-Central Africa	69,312	53,292	34,055	43,872	4.10%
Attached to the General Conf:					
Chinese Union Mission	...	12,387	5,494	6,446	0.60%
Middle East and North Africa Un	218	384	191	412	0.04%
Israel Field	61	49	2	24	0.00%
Totals	1,383,427	1,321,047	803,430	1,069,234	100.00%

Note—Beginning with 2015, accessions also include the "adjustments added" column.

**CHURCH MEMBERSHIP BY WORLD DIVISIONS**

Table 4

Division/Attached Fields	2017	2018	2019	2020	2021
East-Central Africa	3,844,316	4,163,387	4,395,892	4,518,003	4,666,780
Euro-Asia	109,994	108,398	106,466	104,387	101,493
Inter-American	3,787,546	3,737,554	3,708,308	3,675,689	3,661,426
Inter-European	178,979	178,851	178,887	178,790	178,566
North American	1,249,715	1,257,913	1,262,927	1,265,754	1,271,642
Northern Asia-Pacific	733,549	745,685	285,711	287,255	285,664
South American	2,481,935	2,487,665	2,546,914	2,568,201	2,568,560
South Pacific	512,055	541,989	567,139	609,868	612,590
Southern Africa-Indian Ocean	3,873,848	4,088,766	4,307,726	4,242,121	4,184,684
Southern Asia	1,603,952	1,613,514	1,140,612	1,141,332	1,149,871
Southern Asia-Pacific	1,482,143	1,563,697	1,627,397	1,688,247	1,749,036
Trans-European	87,725	88,099	88,583	88,533	88,507
West-Central Africa	776,837	834,183	862,027	873,579	905,667
Attached to the General Conf:					
Chinese Union Mission	...	...	472,292	476,047	481,052
Middle East and North Africa Un	3,986	4,260	5,120	5,375	5,789
Israel Field	767	818	836	811	834
Totals	20,727,347	21,414,779	21,556,837	21,723,992	21,912,161

**LOSSES**

Table 5

Division/Attached Fields	2018	2019	2020	2021	2021 Losses as Percent of World Total
East-Central Africa	48,146	65,496	55,303	77,060	9.76%
Euro-Asia	1,766	2,168	1,278	1,853	0.23%
Inter-American	233,436	211,169	123,425	145,991	18.48%
Inter-European	1,939	2,169	1,826	2,145	0.27%
North American	19,712	23,693	7,355	15,970	2.02%
Northern Asia-Pacific	2,297	77	35	57	0.01%
South American	199,073	164,459	126,169	195,254	24.72%
South Pacific	13,650	19,175	13,456	18,894	2.39%
Southern Africa-Indian Ocean	38,401	65,861	172,049	253,360	32.07%
Southern Asia	9,903	496,029	8,558	2,677	0.34%
Southern Asia-Pacific	34,109	30,756	32,936	65,419	8.28%
Trans-European	1,284	1,147	676	1,185	0.15%
West-Central Africa	7,722	23,001	20,350	9,763	1.24%
Attached to the General Conf:					
Chinese Union Mission	...	2,274	1,167	282	0.04%
Middle East and North Africa Un	17	16	4	2	0.00%
Israel Field	12	24	...	...	0.00%
Totals	611,467	1,107,514	564,587	789,912	100.00%

**TITHE AND OFFERINGS 2021\***

Table 6

Tithe and Offerings	Amount	Percent of Total	Per Capita
US\$			US\$
Tithe	2,665,226,483	73.13%	123.53
World Mission Fund, Including Sabbath School	79,045,112	2.17%	3.66
Other General Conference Funds	21,368,945	0.59%	0.99
Intradivision Funds	75,125,687	2.06%	3.48
Ingathering Funds	5,207,015	0.14%	0.24
Local Church Funds	798,779,785	21.92%	37.02
World Totals 2021	3,644,753,027	100.0%	168.93
World Totals 2020	3,273,571,110		
Increase for 2021	371,181,917		
Percentage of Increase	11.34%		

\*These funds do not include relief contributions.

**TITHE AND OFFERINGS**  
Showing Percentages of Total

Table 7

Year	Tithe	World Mission Including Sabbath School, Other General Conference, and Ingathering Funds	Intradivision and Local Church Funds	Total Tithe and Offerings
US\$		US\$	US\$	US\$
1863	8,000	100.0%	...	8,000
1870	21,822	86.0%	3,553	25,375
1880	61,857	91.2%	5,944	67,801
1890	225,434	78.6%	61,431	286,865
1900	510,259	77.1%	151,710	661,969
1910	1,338,690	60.2%	458,944	2,223,768
1920	7,195,463	60.7%	3,251,550	11,854,404
1930	6,230,362	51.4%	4,020,398	12,112,609
1940	8,071,654	56.7%	3,827,536	14,226,329
1950	27,728,250	60.4%	9,998,658	45,908,057
1960	59,132,241	59.2%	16,729,067	99,902,355
1970	124,046,447	58.7%	27,222,200	211,181,658
1980	398,880,407	62.1%	72,119,400	642,444,216
1990	659,924,400	65.2%	78,048,177	1,011,715,372
2000	1,093,239,507	65.8%	82,324,122	1,662,602,192
2010	2,037,618,294	70.2%	119,394,827	2,900,945,610
2018	2,532,217,794	70.9%	118,033,607	3,569,538,182
2019	2,478,608,914	69.5%	110,320,270	3,564,777,068
2020	2,389,079,503	73.0%	89,083,278	3,273,571,110
2021	2,665,226,483	73.1%	105,621,072	3,644,753,027
Grand Totals 159 Years	60,432,136,656		4,736,871,774	88,756,732,017
Percent of Grand Totals	68.1%		5.3%	100.0%
Total Tithe and Offerings Per Capita 2021				\$168.93

**ACCESSION RATES**

Table 8

Year	Accessions Per Day	Accessions Per Hour	Accessions Per Minute	New Churches Per Hour
2002	2,685.61	111.90	1.87	0.28
2003	2,715.17	113.13	1.89	0.27
2004	2,932.61	122.19	2.04	0.23
2005	2,896.24	120.68	2.01	0.28
2006	3,031.96	126.33	2.11	0.18
2007	2,849.12	118.71	1.98	0.25
2008	2,829.66	117.90	1.97	0.22
2009	2,889.29	120.39	2.01	0.26
2010	2,876.89	119.87	2.00	0.22
2011	3,118.41	129.93	2.17	0.22
2012	3,051.54	127.15	2.12	0.25
2013	2,987.60	124.48	2.07	0.24
2014	3,196.46	133.19	2.22	0.28
2015	3,452.10	143.84	2.40	0.31
2016	3,713.83	154.74	2.58	0.30
2017	3,704.12	154.34	2.57	0.27
2018	3,787.62	157.82	2.63	0.24
2019	3,616.83	150.70	2.51	0.28
2020	2,199.67	91.65	1.53	0.20
2021	2,927.40	121.98	2.03	0.28

SUMMARY OF INSTITUTIONS

Table 9

Year	Tertiary Inst., Wkr. Tr. Inst., and Sec. Schools	Food Industries	Hospitals and Sanitariums	Nrsng/Ret. Orphngs/Children's Homes	Medical & Dental Clinics/Dispensaries	Media Centers	Publishing Houses and Branches	Totals
1900 ...	25	...	27	...	...	...	13	65
1920 ...	97	...	33	...	8	...	45	183
1930 ...	201	25	51	...	55	...	67	399
1940 ...	251	29	90	...	68	...	83	521
1950 ...	283	32	106	...	57	...	43	521
1960 ...	370	26	108	30	102	...	42	678
1970 ...	512	27	139	49	152	...	48	927
1980 ...	882	20	153	80	266	...	50	1,451
1990 ...	995	28	154	71	322	4	58	1,632
2000 ...	1,255	26	174	158	393	9	56	2,072 *
2010 ...	1,993	20	173	168	216	14	63	2,648 *
2015 ...	2,493	19	180	142	441	16	61	3,353 *
2017 ...	2,587	23	198**	154**	329**	15	59	3,366 *
2018 ...	2,691	22	211	132	440	16	60	3,573 *
2019 ...	2,787	23	227	148	673	16	60	3,935 *
2020 ...	2,796	22	229	144	1,603	18	57	4,870
2021 ...	2,868	22	230	131	2,034	19	57	5,362

\*Includes Adventist Risk Mgmt., Inc., which achieved General Conference institutional status in 1996.

\*\*2016 health institutions statistics repeated for 2017.

GENERAL SURVEY OF ORGANIZATIONS

Table 11

Year	Union Conferences and Missions	Local Conferences and Missions	Churches	Primary Schools	Institutions	Total Organizations
1863 .....	...	6	125	...	1	132
1870 .....	...	11	179	...	2	192
1880 .....	...	32	640	...	5	677
1890 .....	...	42	1,016	...	15	1,073
1900 .....	2	87	1,892	220	65	2,266
1910 .....	23	193	2,769	594	188	3,767
1920 .....	46	301	4,541	966	183	6,037
1930 .....	71	430	6,741	2,077	399	9,718
1940 .....	69	330	8,924	2,752	521	12,596
1950 .....	80	370	10,237	4,277	521	15,485
1960 .....	74	356	12,975	4,463	678	18,546
1970 .....	75	379	16,505	4,045	927	21,931
1980 .....	80	377	21,555	4,127	1,451	27,590
1990 .....	87	451	31,654	4,267	1,632	38,091
2000 .....	92	489	48,987	4,809	2,072	56,449
2010 .....	119	585	70,188	5,813	2,648	79,353
2020 .....	138	731	92,876	6,623	4,870	105,238
2021 .....	137	742	95,297	6,721	5,362	108,259

Note—As of 2008, 'Unions of Churches' are being counted as unions, no longer as local conferences.

HEALTHCARE INSTITUTIONS

Table 10

Year	Institutions			Total Employees
	Hospitals and Sanitariums	Medical & Dental Clinics/Dispensaries	Nrsng Homes, Retirement Centers, Orphanages, Children's Homes	
1880 .....	2	...	...	165
1920 .....	33	8	...	2,225
1940 .....	90	68	...	6,184
1960 .....	108	102	30	13,429
1980 .....	153	266	80	54,941
1990 .....	154	322	71	57,411
2000 .....	174	393	158	85,307
2010 .....	173	216	168	112,578
2015 .....	180	441	142	123,123*
2016 .....	198	329	154	121,592
2017** .....	...	...	...	...
2018 .....	211	440	132	142,595
2019 .....	227	673	148	143,916
2020 .....	229	1,603	144	151,732
2021 .....	230	2,034	131	160,341

\*Revised. \*\* No Report.

COUNT OF UNIONS, CONFERENCES, AND LOCAL FIELDS

Table 12

DIVISION	Union Conferences	Union Missions	Union of Churches Conferences	Union of Churches Missions	Local Conferences	Local Missions
East-Central Africa .....	3	9	...	...	18	62
Euro-Asia .....	2	3	2	1	17	14
Inter-American .....	11	13	...	...	103	53
Inter-European .....	6	...	5	...	20	...
North American .....	9	...	...	...	57	2
Northern Asia-Pacific .....	2	...	...	...	8	3
South American .....	4	10	...	2	54	33
South Pacific .....	2	2	...	...	12	19
Southern Africa-Indian Ocean ..	9	3	...	...	35	15
Southern Asia .....	...	7	...	...	8	41
Southern Asia-Pacific .....	4	5	...	...	15	48
Trans-European .....	7	...	4	...	19	6
West-Central Africa .....	5	5	...	...	55	20
Attached to General Conf .....	...	2	...	...	1	4
World Total 2021 .....	64	59	11	3	422	320
World Total 2020 .....	63	60	11	4	418	313
Group Totals 2021 .....	...	137	...	...	742	...
Group Totals 2020 .....	...	138	...	...	731	...

BROADCAST MINISTRIES

Table 13

Year	AM/FM and Internet Radio Stations Owned and Operated by SDA Church		No. of Hours Broadcast Annually "Purchased" on Other Radio Stations	TV Channels (Including Internet) Owned and Operated by SDA Church		No. of Hours Broadcast Annually "Purchased" on Other TV Stations	Media Centers /Production Studios					Adventist World Radio (AWR)				
	No. of Radio Stations	No. of Hours Broadcast Annually (SDA owned)		No. of TV Stations/Channels	No. of Hours Broadcast Annually (SDA Owned)		No. of Media Centers/Production Studios	No. of Lan-guages Produced	Radio Programs: No. of Hours Produced Annually	No. of Audio Podcasts Published on the Internet Annually	TV Programs: No. of Hours Produced Annually	No. of TV Podcasts Published on the Internet Annually	No. of Broadcast Lan-guages	No. Hours Broadcast Annually	No. of Radio Programs Produced Annually	No. of Audio Podcast Downloads
1960 ...	1,389*	...	...	184*	...	...	...	...	...	...	...	...	...	...	...	...
1970 ...	4,476*	...	...	435*	...	...	...	...	...	...	...	...	...	...	...	...
1980 ...	3,328	...	...	343	...	...	...	...	...	...	...	...	...	...	...	...
1990 ...	1,227	...	...	143	...	...	...	...	...	...	...	...	...	...	...	...
2000 ...	3,456	...	...	4,372*	...	...	...	...	...	...	...	...	...	...	...	...
2010 ...	710	...	...	775	...	...	...	...	...	...	...	70	36,297	19,674	...	...
2018 ...	1,541	4,838,328	96,897	1,109	551,542	129,461	241	279	272,860	2,205,984	73,493	29,624	81	32,062	30,495	data unavailable
2019 ...	1,496	6,946,018	103,329	1,016	4,019,329	113,780	223	305	275,391	50,437	60,058	35,590	83	32,047	33,221	data unavailable
2020 ...	1,554	6,756,506	193,611	1,030	4,048,978	91,605	231	285	197,633	46,504	74,781	49,943	82	31,618	33,404	data unavailable
2021 ...	1,978	7,007,739	137,165	994	4,340,211	134,158	329	336	298,558	65,350	81,780	46,566	82	29,436	27,435	data unavailable

\*Includes number of broadcasts per week.

Note—NAD did not report in 2010.

# STATISTICAL REPORT

## SABBATH SCHOOL AND PERSONAL MINISTRIES

Table 14

Year	Bible School Enrollments	Bible School Graduates	Lay Crusades/ Seminars	Lay Bible Studies	Baptisms*	Pieces of Literature Distributed	Community Services Units	Ingathering Funds	Sabbath Schools +	Sabbath School Attendance ++	Percent of Church Membership	Investment Offerings	Sabbath School Mission Offerings	SS Mission Offerings as Percent of Tithe
								US\$				US\$	US\$	
1880.....	...	...	...	...	...	...	...	...	451	11,821	75.92%	...	2,784	4.50%
1890.....	...	...	...	...	...	...	...	...	1,414	33,783	113.71%	...	28,643	12.71%
1900.....	...	...	...	...	...	...	...	...	2,334	50,804	67.05%	...	46,794	9.17%
1910.....	...	...	...	...	...	...	...	96,964**	4,151	101,161	96.78%	...	138,038	10.31%
1920.....	...	...	...	...	19,683	...	...	686,700	6,151	195,663	105.51%	...	1,441,962	20.04%
1930.....	...	...	...	...	28,536	...	...	1,290,854	9,966	382,743	121.79%	67,367	1,870,343	30.02%
1940.....	...	...	...	...	36,289	...	...	1,326,120	14,817	618,507	122.54%	108,350	1,765,277	21.87%
1950.....	...	...	...	...	68,510	...	...	4,125,463	16,694	952,229	125.82%	401,419	4,828,091	17.41%
1960.....	277,344	92,142	...	...	90,404	...	...	7,274,440	22,617	1,682,983	135.17%	786,242	8,162,705	13.80%
1970.....	486,235	161,467	...	...	157,766	...	...	10,598,152	30,601	2,607,713	127.09%	2,255,554	14,420,872	11.63%
1980.....	700,777	314,146	52,877	9,184,988	193,783	...	...	16,356,170	41,906	4,144,386	119.07%	4,704,254	34,564,983	8.67%
1990.....	290,736	166,527	141,239	11,586,376	215,407	32,271,391	16,698	15,616,983	76,323	8,011,268	119.66%	4,640,765	40,388,328	6.12%
2000.....	1,092,963	481,160	202,263	9,308,661	486,378	74,023,800	135,787	9,622,709	120,865	14,513,424	124.18%	4,405,364	44,986,478	4.11%
2010.....	584,728	198,034	251,691	5,558,014	514,734	59,354,723	116,966	11,067,178	140,694	19,368,905	114.45%	4,141,977	61,362,489	3.01%
2018.....	565,980	259,512	293,962	3,893,930	1,040,497	68,916,031	686,382	9,400,268	...	8,194,315	...	4,951,876	77,982,664	3.08%
2019.....	397,774	115,195	332,410	3,732,469	964,582	50,739,991	328,240	9,220,641	...	8,406,310	...	6,285,263	69,718,544	2.81%
2020.....	394,124	218,657	261,577	2,750,909	639,792	48,054,042	451,177	5,606,696	...	5,634,242	...	4,861,327	54,304,774	2.27%
2021.....	286,508	111,194	241,987	1,950,523	669,661	37,272,524	189,789	5,207,015	...	5,965,091	...	6,097,685	65,574,234	2.46%
Total Ingathering Funds 1908-2021.....	US \$ 797,905,266													

\*Persons baptized as a direct result of outreach by lay members. \*\*1908-1910. +Beginning with 2011, number of Sabbath Schools are no longer collected. ++In 2012, Sabbath School Membership was changed to Sabbath School Attendance. Since that time the reporting has been incomplete. +++Because of the Combined Offering Plan, not all divisions are reporting SS Mission Offerings separately.

## EDUCATION

Table 15

Year	Tertiary Institutions			Worker Training Institutions			Secondary Schools			Primary Schools		
	Institutions	Teachers	Enrollment	Institutions	Teachers	Enrollment	Schools	Teachers	Enrollment	Schools*	Teachers	Enrollment*
1880.....	1	14	52	...	...	...	...	5	353	2	3	99
1900.....	8	100	1,590	...	...	...	18	134	810	220	250	5,000
1920.....	19	1,020 +	1,616	...	...	...	40	...	7,924	966	1,273	28,555
1930.....	31	1,794 +	4,124	...	...	...	70	...	10,524	2,077	2,547	78,533
1940.....	35	2,782 +	6,989	...	...	...	90	...	12,196	2,752	3,752	107,576
1950.....	47	3,881 +	15,502	...	...	...	126	...	20,382	4,277	6,108	187,922
1960.....	51	1,305	16,513	...	...	...	309	3,456	43,041	4,463	8,437	235,887
1970.....	77	1,917	24,540	...	...	...	398	4,392	60,952	4,045	10,235	286,600
1980.....	76	3,619	32,882	...	...	...	806 +	6,156 +	111,927 +	4,127	16,079	494,488
1990.....	76	3,407	42,562	32	...	2,913	887	10,662 +	150,540	4,267	27,259	540,647
2000.....	94	4,648	65,589	35	419	8,868	1,126	17,492	257,937	4,809	33,367	732,698
2010.....	111	11,289	131,516	59	694	8,862	1,823	30,805	494,324	5,813	44,057	1,034,052
2018.....	118	13,694	167,739	34	536	7,350	2,539**	40,766	576,456	6,106	51,035	1,130,026
2019.....	118	14,791	162,335	37	557	7,263	2,632**	42,536**	634,435**	6,611**	53,949**	1,240,862**
2020.....	118	14,256	160,997	38	547	7,159	2,640	42,083	587,283	6,623	56,752	1,268,405
2021.....	118	14,221	141,115	51	702	12,462	2,699	39,792	608,831	6,721	56,767	1,302,353

\*Prior to 1996, figures were based on Department of Education and conference or mission secretaries' reports. +Separate figures for tertiary institutions, worker training institutions, and secondary schools were not available. \*\*Revised.

## MISSIONARIES

Table 16

Year	New Missionary Arrivals*						Missionaries Currently Serving						ISE Permanent Returnees ****
	ISE Appointees **	ISE Unassigned Spouses	Adventist Volunteer Service***	Global Mission Pioneers+	Other Missionaries ++	Total	ISEs ***	ISE Unassigned Spouses	Adventist Volunteer Service***	Global Mission Pioneers+	Other Missionaries ++	Total	
1958.....	266	...	...	...	...	266	...	...	...	...	...	266	...
1960.....	270	...	...	...	...	270	...	...	3	...	...	273	...
1970.....	470	...	...	...	...	470	...	...	125	...	...	595	...
1980.....	356	...	...	...	...	356	1,388	...	763	...	...	2,151	326
1990.....	369	...	...	...	...	369	1,089	...	1,087	...	...	2,176	279
2000.....	169	...	518	...	...	687	1,138	...	1,526	...	...	2,664	135
2010.....	107	...	719	98	...	924	860	...	1,358 ‡	1,142	...	3,360 ‡	109
2018.....	49 ‡	15 ‡	1,181 ‡	...	647	1,892 ‡	630 ‡	133 ‡	1,693 ‡	1,483	2,390	6,329 ‡	110
2019.....	59	9	1,528 ‡	...	1,788	3,384 ‡	634	121	2,020 ‡	1,612	2,973	7,360 ‡	71
2020.....	48	15	376	...	527	966	617	121	848	1,754	1,812	5,152	82
2021.....	52	13	868	...	273	1,206	593	124	1,152	1,611	1,626	5,106	95

\*Includes intradivision (where divisions have defined mission territories) and interdivision arrivals. \*\*New ISEs (International Service Employees) and spouses employed this year. Unassigned spouses were included in this column until 2013. \*\*\*Adventist Youth Services are included. Figures for years 1960 to 1990 reflect new AVS arrivals. Figures for 2000 onward reflect AVS currently serving. \*\*\*\*Initial Permanent Returnees only. +Global Mission Pioneers remain in their own country. ++Other Missionaries include: Tentmakers, Contract Workers (working in a foreign country, but not ISEs), 1000 Missionary Movement Workers, Pioneer Missionary Movement Workers, One Year in Mission Workers, Waldensian Students, and other Intra-Division and Inter-Union Workers where not already reported in the AVS database. ‡ISEs and spouses currently employed. Unassigned spouses were included in this count until 2013. ‡Revised.

DENOMINATIONALLY EMPLOYED WORKERS CLASSIFIED BY TYPE OF EMPLOYMENT 2021

Table 17

Organization	General Employees															Institutional Employees				
	Evangelistic and Pastoral Employees						Administrative, Promotional, Office, and Miscellaneous Employees						Primary School Teachers			Bible Instructors		Tertiary Inst., Worker Training Inst., and Secondary School Teachers		
	Ordained		Licensed		Other		Ordained		Other											
	FT	PT	FT	PT	FT	PT	FT	PT	FT	PT	C	FT	PT	C	FT	PT	FT	PT	C	
General Conference	5	2	...	...	...	...	70	...	2,911	101	384	7	...	...	...	...	248	...	...	
East-Central Africa	1,946	...	1,279	...	393	50	158	...	2,887	216	156	1,606	91	44	9	...	1,958	75	124	
Euro-Asia	545	5	334	...	100	1	84	1	441	142	36	92	10	...	...	...	215	15	...	
Inter-American	1,811	...	1,366	...	297	6	561	...	3,530	182	76	3,071	1,056	10	188	16	2,831	559	214	
Inter-European	595	22	162	14	84	3	344	...	591	186	38	88	45	27	12	1	83	48	37	
North American	2,985	90	661	51	551	513	317	8	2,996	3,258	2,136	2,305	760	876	50	80	1,675	355	568	
Northern Asia-Pacific	701	...	127	...	92	10	87	...	169	9	2	298	40	...	...	...	887	39	...	
South American	2,690	...	845	...	...	...	847	...	12,155	...	...	10,310	...	...	698	...	7,366	...	...	
South Pacific	865	15	459	4	572	48	148	7	1,046	468	333	2,052	291	273	46	11	1,284	253	251	
Southern Africa-Indian Ocean	943	...	420	7	336	40	281	...	1,523	222	37	420	1	...	12	...	731	22	8	
Southern Asia	385	...	248	...	592	...	188	...	891	...	...	1,587	...	...	239	...	1,499	...	...	
Southern Asia-Pacific	1,359	...	892	20	523	46	441	...	1,874	13	46	3,078	273	192	161	...	2,423	310	54	
Trans-European	297	12	63	1	195	29	74	4	240	56	...	68	17	...	18	8	79	39	...	
West-Central Africa	964	1	352	2	707	26	134	...	626	161	65	667	123	...	18	...	1,671	638	417	
Attached Fields:																				
Chinese Union Mission	165	...	19	...	5,135	...	11	...	84	...	...	...	...	...	...	...	330	...	...	
Middle East and North Africa Union	30	...	16	...	78	10	16	1	47	19	1	33	1	...	...	...	37	5	...	
Israel Field	4	...	1	...	...	...	2	...	3	...	...	...	...	...	...	...	...	...	...	
World Totals 2021	16,290	147	7,244	99	9,655	782	3,763	21	32,014	5,033	3,310	25,682	2,708	1,422	1,451	116	23,317	2,358	1,673	
World Totals 2020	16,109	120	7,329	117	9,079	865	3,650	22	33,206	4,466	2,545	26,159	1,968	1,311	1,394	244	24,226	3,462	1,641	

\*Employees of Adventist Risk Management, Incorporated. Literature Evangelists in this table are credentialed and licensed, interns, and part time.

DENOMINATIONALLY EMPLOYED WORKERS CLASSIFIED BY CREDENTIALS CARRIED 2021

Table 18

Organization	Ministerial Credential			Commissioned Minister Credential	Commissioned Ministry of Teaching Credential	Administrative Ministries Credential	Missionary Credential			Ministerial License				
	Active		Honorary/Emeritus				Active		Honorary/Emeritus					
	FT	PT		FT	PT	FT	PT	FT	PT	FT	PT			
General Conference	159	2	95	11	...	259	...	163	...	1,327	16	...	11	1
East-Central Africa	2,135	...	1,780	374	...	1,227	...	289	...	2,102	...	...	1,467	...
Euro-Asia	649	6	305	2	...	92	3	102	16	121	13	355	339	...
Inter-American	2,471	...	551	107	2	1,236	...	65	...	3,757	18	982	1,461	1
Inter-European	973	25	543	69	7	90	17	43	4	430	94	91	166	19
North American	3,471	105	1,685	231	11	2,434	67	615	19	1,936	223	88	837	61
Northern Asia-Pacific	887	...	305	11	...	113	...	20	...	785	...	248	144	...
South American	3,780	...	833	...	...	...	...	...	...	1,789	...	...	1,105	...
South Pacific	1,041	23	286	66	5	2,050	217	137	2	542	55	...	471	7
Southern Africa-Indian Ocean	1,274	1	444	77	...	507	...	132	...	1,617	2	...	607	7
Southern Asia	582	...	265	84	...	533	...	30	...	477	...	...	276	...
Southern Asia-Pacific	1,957	...	292	...	...	...	...	...	...	7,635	24	...	1,026	20
Trans-European	392	16	231	52	8	32	9	44	4	158	44	131	68	1
West-Central Africa	1,192	1	...	31	15	696	13	110	1	1,396	23	...	460	130
Attached Fields:														
Chinese Union Mission	176	...	8	24	...	34	...	5	...	75	...	...	26	...
Middle East and North Africa Union	51	1	6	1	...	14	1	12	...	46	20	...	18	...
Israel Field	6	...	...	...	...	...	...	...	...	2	...	...	1	...
World Totals 2021	21,196	180	7,629	1,140	48	9,317	327	1,767	46	24,195	532	1,895	8,483	247
World Totals 2020	20,772	152	7,690	1,061	52	9,081	263	1,595	52	23,751	528	2,158	8,375	221

DENOMINATIONALLY EMPLOYED WORKERS CLASSIFIED BY TYPE OF EMPLOYMENT 2021 (CONT'D)

Institutional Employees (Cont'd)																		Total Active Employees				All Literature Evangelists		
Others in Educational Institutions			Food Industry Employees			Hospital and Sanitarium Employees			Others in Healthcare Institutions			Media Center Employees			Publishing House and Branch Employees			Other Institutional Employees*		All Full Time Employees	All Part Time Employees		All Casual Employees	Total Active Employees
FT	PT	C	FT	PT	C	FT	PT	C	FT	PT	C	FT	PT	C	FT	PT	C	FT	PT					
1,745	262	1,944	...	...	...	7,912	1,025	601	29	...	...	...	...	...	2	2	...	90	...	13,019	1,392	2,929	17,340	...
560	64	75	23	...	...	653	118	43	197	17	34	121	...	7	119	19	2	...	...	11,909	650	485	13,044	7,495
143	18	9	...	...	...	59	18	...	31	35	...	114	36	44	70	8	...	...	...	2,228	289	89	2,606	467
2,754	269	36	811	123	...	1,743	142	...	66	...	...	71	7	2	129	...	...	...	...	19,229	2,360	338	21,927	1,266
40	17	2	46	20	...	134	21	...	91	220	10	72	34	1	35	11	...	...	...	2,377	642	115	3,134	187
1,740	522	710	...	1	...	109,953	19	...	1,266	32	1	130	44	10	100	10	12	...	...	124,729	5,743	4,313	134,785	57
156	82	21	407	27	...	3,300	308	35	336	309	...	26	...	...	49	...	...	...	...	6,635	824	58	7,517	310
12,321	...	...	1,747	...	...	9,257	...	...	225	...	...	665	...	...	815	...	...	11	...	59,952	...	...	59,952	1,906
314	264	305	1,112	174	247	33	134	56	928	1,684	967	44	12	3	21	3	9	...	...	8,924	3,368	2,444	14,736	622
375	167	13	...	...	...	1,016	6	14	365	5	...	37	23	...	137	4	...	...	...	6,596	497	72	7,165	4,701
803	...	...	...	...	...	718	...	...	95	...	...	20	...	...	43	...	...	...	...	7,308	...	...	7,308	316
1,193	96	181	2	...	...	7,123	53	325	139	3	47	33	2	2	203	...	1	40	...	19,484	816	848	21,148	4,073
67	26	...	...	...	...	50	5	...	103	77	8	21	13	...	40	4	...	3	2	1,318	293	8	1,619	16
630	157	257	...	...	...	228	...	25	28	...	...	5	3	27	56	...	...	...	...	6,086	1,111	791	7,988	597
107	18	16	...	...	...	1,545	85	172	...	...	...	7	...	...	...	...	...	...	...	7,403	103	188	7,694	...
37	2	11	1	1	...	...	...	...	...	...	...	6	...	...	...	...	...	...	...	301	39	12	352	...
...	...	...	...	...	...	...	...	...	...	...	...	...	...	...	...	...	...	...	...	10	...	...	10	...
22,985	1,964	3,580	4,149	346	247	143,724	1,934	1,271	3,899	2,382	1,067	1,372	174	96	1,819	61	24	144	2	297,508	18,127	12,690	328,325	22,013
21,782	1,799	2,971	3,863	348	143	138,695	1,903	1,201	3,713	2,814	1,139	1,336	203	93	1,941	96	48	117	2	292,599	18,429	11,092	322,120	22,258

DENOMINATIONALLY EMPLOYED WORKERS CLASSIFIED BY CREDENTIALS CARRIED 2021 (CONT'D)

Commissioned Minister License		Commissioned Ministry of Teaching License		Administrative Ministries License		Missionary License		All Other Employees (Employees with no credential or license)			Total Active Employees			All Active Employees	Literature Evangelists Cred. and License	Honorary/ Emeritus Credential
FT	PT	FT	PT	FT	PT	FT	PT	FT	PT	Casual	FT	PT	Casual			
3	...	12	...	13	...	259	...	10,802	1,373	2,929	13,019	1,392	2,929	17,340	...	101
418	...	1,295	...	90	...	696	...	1,816	650	485	11,909	650	485	13,044	1,984	1,780
1	...	131	9	31	19	50	2	710	221	89	2,228	289	89	2,606	30	671
50	8	537	...	11	...	2,218	49	7,316	2,282	338	19,229	2,360	338	21,927	483	1,694
62	10	21	42	23	1	188	47	312	376	115	2,377	642	115	3,134	106	683
122	18	799	25	205	9	1,133	290	112,946	4,915	4,313	124,729	5,743	4,313	134,785	25	1,939
...	...	17	...	8	...	1,246	...	3,404	824	58	6,635	824	58	7,517	31	553
...	...	...	...	...	...	430	...	52,848	...	...	59,952	...	...	59,952	276	903
38	5	939	74	114	54	536	120	2,990	2,806	2,444	8,924	3,368	2,444	14,736	220	302
20	1	216	...	47	2	691	7	1,408	477	72	6,596	497	72	7,165	1,276	444
19	...	422	...	5	...	2,010	...	2,870	...	...	7,308	...	...	7,308	79	851
...	...	...	...	...	...	2,644	86	6,222	686	848	19,484	816	848	21,148	633	292
30	10	6	27	19	2	140	32	377	140	8	1,318	293	8	1,619	3	420
212	153	222	6	21	2	493	1	1,253	766	791	6,086	1,111	791	7,988	277	...
...	...	18	...	2	...	5,267	...	1,776	103	188	7,403	103	188	7,694	...	8
1	...	2	...	...	...	33	7	123	10	12	301	39	12	352	...	6
...	...	...	...	...	...	1	...	...	...	...	10	...	...	10	...	...
976	205	4,637	183	589	89	18,035	641	207,173	15,629	12,690	297,508	18,127	12,690	328,325	5,423	10,647
831	46	4,885	219	485	27	18,322	696	203,441	16,173	11,092	292,599	18,429	11,092	322,120	5,261	10,974

## GENERAL STATISTICS

GENERAL AND INSTITUTIONAL EMPLOYEES

Table 19

Year	General Employees	Institutional Employees	Full Time Employees	Part Time Employees	Casual Employees	Total Active Employees
1863	30	...	...	...	...	30
1870	72	...	...	...	...	72
1880	260	...	...	...	...	260
1900	1,500	...	...	...	...	1,500
1920	5,896	4,853	...	...	...	10,749
1930	10,599	7,926	...	...	...	18,525
1940	14,270	11,438	...	...	...	25,708
1950	20,274	14,860	...	...	...	35,134
1960	23,479	22,091	...	...	...	45,570
1970	26,092	35,892	...	...	...	61,984
1980	34,814	51,025	...	...	...	85,839
1990	41,876	75,294	...	...	...	117,170
2000	54,843	108,912	...	...	...	163,755
2010	75,053	138,713	...	...	...	213,766
2019	113,712	209,360	287,785	20,945	14,342	323,072
2020	108,584	213,536	292,599	18,429	11,092	322,120
2021	109,737	218,588	297,508	18,127	12,690	328,325

Note—Prior to 1970, honorary employees were included. No Literature Evangelists are included.

GENDER DEMOGRAPHICS 2021

Table 20

Division/Attached Fields	Male		Female		Unstated	
	Number	%	Number	%	Number	%
East-Central Africa	1,088,722	39.15%	1,580,271	56.83%	111,616	4.01%
Euro-Asia	No Report					
Inter-American	1,256,541	46.98%	1,417,468	52.99%	728	0.03%
Inter-European	30,607	39.46%	45,510	58.67%	1,450	1.87%
North American	495,283	40.63%	644,702	52.89%	78,881	6.47%
Northern Asia-Pacific	111,348	39.09%	173,142	60.78%	377	0.13%
South American	1,109,256	43.19%	1,459,296	56.81%	...	...
South Pacific	59,803	42.42%	77,482	54.95%	3,709	2.63%
Southern Africa-Indian Ocean	No Report					
Southern Asia	No Report					
Southern Asia-Pacific	517,791	43.45%	593,588	49.81%	80,413	6.75%
Trans-European	32,691	39.48%	49,929	60.30%	185	0.22%
West-Central Africa	261,097	46.06%	299,628	52.86%	6,127	1.08%
Attached to the General Conf:						
Chinese Union Mission	3,505	0.73%	6,969	1.45%	470,578	97.82%
Middle East and North Africa Un	No Report					
Israel Field	160	19.18%	674	80.82%	...	...
Totals	4,966,804	41.15%	6,348,659	52.60%	754,064	6.25%

AGE DEMOGRAPHICS 2021

Table 21

Division/Attached Fields	Up to 20		21-35		36-50		51-65		66-80		Over 80		Unknown	
	Number	%	Number	%	Number	%	Number	%	Number	%	Number	%	Number	%
East-Central Africa	579,262	22.53%	651,293	25.34%	451,882	17.58%	223,444	8.69%	85,015	3.31%	20,298	0.79%	559,446	21.76%
Euro-Asia	No Report													
Inter-American	659,471	24.66%	740,143	27.67%	558,696	20.89%	388,170	14.51%	213,872	8.00%	113,585	4.25%	728	0.03%
Inter-European	2,239	3.22%	9,655	13.86%	15,827	22.73%	18,662	26.80%	13,062	18.76%	7,351	10.56%	2,840	4.08%
North American	75,396	6.20%	181,033	14.89%	205,283	16.88%	203,905	16.77%	138,840	11.42%	51,554	4.24%	360,036	29.61%
Northern Asia-Pacific	18,706	6.57%	46,010	16.15%	63,210	22.19%	67,595	23.73%	47,426	16.65%	41,529	14.58%	391	0.14%
South American	571,528	22.25%	656,675	25.57%	563,164	21.93%	433,660	16.88%	253,555	9.87%	89,970	3.50%	...	...
South Pacific	No Report													
Southern Africa-Indian Ocean	No Report													
Southern Asia	No Report													
Southern Asia-Pacific	340,152	28.54%	341,429	28.65%	210,378	17.65%	134,627	11.30%	63,421	5.32%	21,372	1.79%	80,413	6.75%
Trans-European	19,146	38.79%	6,799	13.78%	9,096	18.43%	8,598	17.42%	3,883	7.87%	1,794	3.63%	39	0.08%
West-Central Africa	72,820	12.85%	202,030	35.64%	145,013	25.58%	87,241	15.39%	41,938	7.40%	17,810	3.14%	...	...
Attached to the General Conf:														
Chinese Union Mission	188	0.04%	1,452	0.30%	2,457	0.51%	2,895	0.60%	1,646	0.34%	497	0.10%	471,917	98.10%
Middle East and North Africa Un	No Report													
Israel Field	77	9.23%	186	22.30%	270	32.37%	228	27.34%	69	8.27%	4	0.48%	...	...
Totals	2,338,985	20.04%	2,836,705	24.30%	2,225,276	19.06%	1,569,025	13.44%	862,727	7.39%	365,764	3.13%	1,475,810	12.64%

**ADVENTIST DEVELOPMENT AND RELIEF AGENCY INTERNATIONAL (ADRA)**

The Adventist Development and Relief Agency International (ADRA) acts as the humanitarian arm of the Seventh-day Adventist Church and is active in over 107 countries, broken down into the nine regions below. In 2021, ADRA had 1,657 projects to the value of over \$258 million, supporting over 24.7 million people.

**2021 Annual Statistical Report**

Table 22

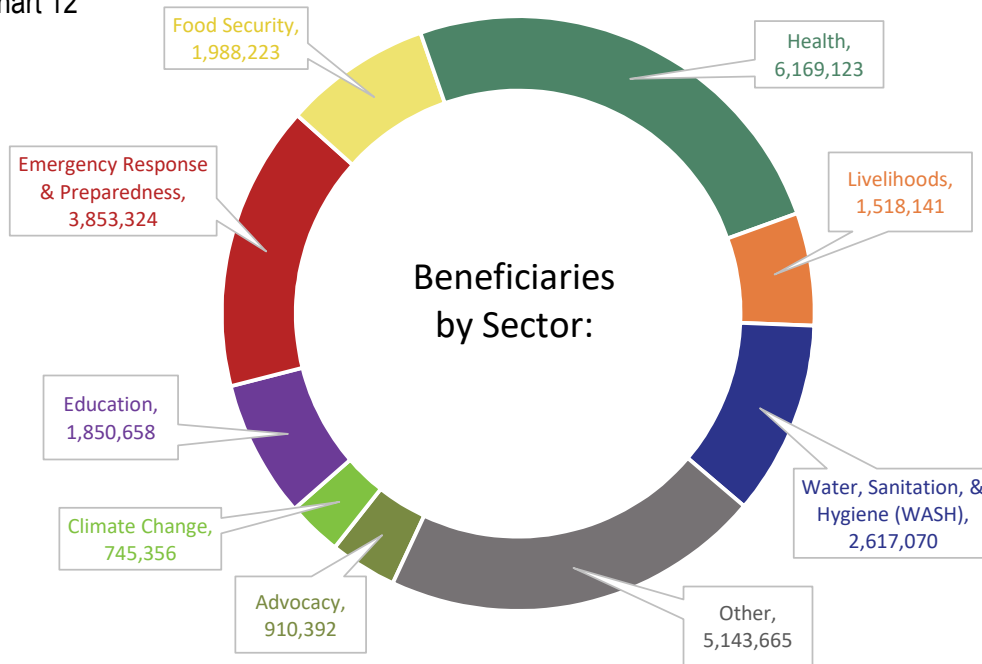
Region/Division	Projects	Beneficiaries	Total Budget US\$
Africa Region	232	15,840,444	90,087,498
Asia Region	341	5,411,964	29,021,634
Euro-Asia Division	36	84,263	4,228,480
Europe Region	137	147,621	6,819,980
Inter-American Division	103	402,809	15,555,212
Middle East and North African Union	147	1,600,698	44,528,466
North American Division	...	...	...
South American Division	421	634,727	48,015,194
South Pacific Division	240	673,425	20,567,432
<b>Totals</b>	<b>1,657</b>	<b>24,795,951</b>	<b>258,823,896</b>

**Network Statistics**

Table 23

Sectors	Projects	Beneficiaries	Total Budget US\$
Advocacy	8	910,392	2,290,266
Climate Change/Environment	8	745,356	2,015,275
Education	205	1,850,658	32,891,661
Emergency	208	3,853,324	18,027,326
Food Security	163	1,988,223	61,516,452
Health	257	6,169,123	38,938,156
Livelihood	276	1,518,141	26,074,650
Water and Sanitation	116	2,617,070	20,990,023
Other	412	5,143,665	56,080,087
<b>Totals</b>	<b>1,657</b>	<b>24,795,951</b>	<b>258,823,896</b>

Chart 12





## **Chapter 3 - Membership**

# STATISTICAL REPORT FOR 2021

Table 24 **17**

Conference or Mission	Churches, Companies, and Church Membership															
1	2a	2b	3a	3b	4a	4a2	4b	4c	4d	5a	5b	5c	5d	5e	6	16
Conference or Mission	Churches	Companies	Church Attendance Average	Church Membership at Beginning of Year	Members Added					Members Subtracted					Church Membership at End of Year	Sabbath School Attendance Average
					Baptisms	Former Members' Baptisms	Professions of Faith	Letters Received	Adjustments	Letters Granted	Deaths	Dropped	Missing	Adjustments		
<b>EAST-CENTRAL AFRICA DIVISION</b>																
1 BURUNDI UNION MISSION	...	...	...	...	...	...	...	...	...	...	...	...	...	...	...	...
2 East Burundi Field	126	140	30,727	26,915	1,867	37	63	1,971	...	2,111	18	646	64	...	28,014	31,448
3 North Burundi Field	117	132	38,187	40,239	3,180	177	105	267	...	334	81	979	104	...	42,470	40,624
4 North-West Burundi Field	217	104	52,262	104,231	7,328	931	134	4,868	...	5,145	208	1,963	70	...	110,106	52,064
5 South-West Burundi Field	69	106	21,174	20,873	1,209	119	232	912	...	413	28	215	39	...	22,650	21,214
Totals	529	482	142,349	192,258	13,584	1,264	534	8,018	...	8,003	335	3,803	277	...	203,240	145,349
6 EAST CONGO UNION MISSION	...	...	...	...	...	...	...	...	...	...	...	...	...	...	...	...
7 East Kasai Field	77	82	22,328	23,603	1,685	11	...	52	...	295	151	67	212	...	24,626	24,559
8 East Katanga Mission	59	63	12,075	15,979	1,359	25	3	42	...	59	77	62	25	...	17,185	13,006
9 North Katanga Field	51	76	13,374	17,824	803	21	...	12	...	58	62	55	47	...	18,438	13,754
10 South Katanga Field	128	188	54,659	53,798	3,190	50	22	409	...	71	95	69	131	...	57,103	55,731
11 West Katanga Field	29	43	13,198	13,304	1,159	9	2	50	...	41	54	36	113	...	14,280	13,985
Totals	344	452	115,634	124,508	8,196	116	27	565	...	524	439	289	528	...	131,632	121,034
12 EAST KENYA UNION CONFERENCE	...	...	...	...	...	...	...	...	...	...	...	...	...	...	...	...
13 Central Kenya Conference	312	180	16,707	38,274	1,235	139	8	329	...	220	24	39	4	837	38,861	21,280
14 Central Rift Valley Conference	402	111	39,382	39,338	2,154	43	26	204	...	137	65	110	267	...	41,186	36,289
15 East Nairobi Field	432	295	6,144	60,652	3,694	347	352	408	...	675	87	1,824	932	2,947	58,988	9,447
16 Kenya Coast Field	219	323	18,065	29,800	1,104	...	...	4	...	...	...	...	...	...	30,908	19,660
17 North East Kenya Field	387	244	23,957	23,404	4,410	55	...	56	880	40	38	19	...	...	28,708	19,418
18 Nyamira Conference	388	96	26,714	86,842	3,923	20	20	800	...	2,812	1,058	4,784	4,706	...	78,245	18,385
19 Nyamira West Field	311	67	35,840	79,010	5,710	23	31	2,292	...	3,012	1,136	3,784	2,892	5,424	70,818	18,095
20 South Kenya Conference	406	68	78,984	133,798	3,854	...	119	183	...	370	773	1,072	792	25,000	109,947	45,758
21 South Nairobi Kajiado Field	113	110	15,549	24,293	984	245	202	785	...	313	77	...	315	...	25,804	15,125
22 South Rift Valley Field	271	206	18,133	23,398	4,000	15	14	21	...	45	18	...	5	...	27,380	15,102
23 South-East Kenya Field	463	213	37,631	83,427	5,425	...	...	4	...	1	5	3	...	...	88,847	30,476
Totals	3,704	1,913	317,104	622,236	36,493	887	772	5,086	880	7,625	3,281	11,635	9,913	34,208	599,692	249,032
24 EASTERN ETHIOPIA UNION MISSION	...	...	...	...	...	...	...	...	...	...	...	...	...	...	...	...
25 Central Ethiopia Field	85	71	7,265	11,052	622	...	33	28	...	17	25	3	6	...	11,684	6,186
26 North Ethiopia Field	7	4	...	463	...	...	...	...	...	...	...	...	...	...	463	...
27 Northwest Ethiopia Field	16	7	723	2,668	15	...	...	...	...	...	5	...	...	...	2,678	681
28 South Central Ethiopia Field	106	84	10,721	47,260	651	...	83	165	...	31,912	81	101	28	...	16,037	9,581
29 South East Ethiopia Field	81	77	3,415	10,885	1,385	...	...	...	...	...	9	...	...	...	12,261	3,155
30 South Ethiopia Field	178	79	26,647	32,856	2,361	...	121	1	...	...	188	27	8	...	35,116	15,939
31 South Green Ethiopia Field	56	26	8,446	...	880	...	15	14,620	...	16	53	3	1	...	15,442	5,680
32 South Shewa Ethiopia Field	70	21	10,286	...	1,042	...	...	17,242	...	156	48	80	1	...	17,999	6,995
Totals	599	369	67,502	105,184	6,956	...	252	32,056	...	32,101	409	214	44	...	111,680	48,215
33 NORTH EAST CONGO UNION MISSION	...	...	...	...	...	...	...	...	...	...	...	...	...	...	...	...
34 Central Kivu Field	472	175	53,365	104,410	7,848	337	6	373	...	387	84	720	23	...	111,760	71,190
35 Kibali Ituri Mission	104	214	8,211	13,539	331	17	2	5	...	62	55	52	45	...	13,730	5,253
36 Maniema Mission	55	76	13,592	12,985	480	42	...	5	...	154	130	29	13	...	13,186	13,483
37 North Kivu Field	339	201	78,172	60,661	3,533	66	...	3,599	...	3,703	165	455	...	...	63,536	68,739
38 South Kivu Field	188	94	24,904	32,980	338	55	1	212	...	271	74	300	153	...	32,788	25,800
39 Upper Congo Field	88	134	14,238	18,590	445	2	1	67	...	56	37	49	7	...	18,956	13,813
Totals	1,246	894	192,481	243,165	12,975	519	10	4,311	...	4,633	545	1,605	241	...	253,956	198,276
40 NORTHERN TANZANIA UNION CONF.	...	...	...	...	...	...	...	...	...	...	...	...	...	...	...	...
41 Mara Conference	552	258	55,989	192,377	7,884	1,400	37	872	...	1,133	510	602	270	...	200,055	67,934
42 North-East Tanzania Conference	337	169	61,260	61,377	4,207	995	6	2,878	...	3,001	346	424	...	...	65,692	63,149
43 Nyanza Gold Belt Field	480	318	53,341	112,508	20,833	371	...	449	...	355	77	39	85	...	133,605	47,768
44 South Nyanza Conference	585	348	68,561	138,489	15,441	595	...	1,227	12	2,239	424	522	...	...	152,579	53,772
45 Tanzania Rift Valley Field	200	157	15,036	40,725	2,564	33	15	2,129	...	2,227	86	269	27	...	42,857	16,947
46 Western Tanzania Conference	444	336	34,669	87,602	5,269	180	63	528	...	759	198	287	170	...	92,228	30,267
Totals	2,598	1,586	288,855	633,078	56,198	3,574	121	8,083	12	9,714	1,641	2,143	552	...	687,016	279,835
47 RWANDA UNION MISSION	...	...	...	...	...	...	...	...	...	...	...	...	...	...	...	...
48 Central Rwanda Field	265	45	2,614	137,137	645	5	...	10	...	19	16	...	...	...	137,762	7,736
49 East Central Rwanda Field	220	131	25,296	157,065	1,575	4	8	109	...	45	57	6	...	...	158,653	23,444
50 North Rwanda Field	293	75	24,057	141,630	811	18	1	19	14	24	18	25	...	...	142,426	29,977
51 North-East Rwanda Field	145	101	36,922	82,666	892	...	...	...	...	...	4	...	...	...	83,554	38,481
52 North-West Rwanda Field	225	61	13,467	111,789	1,730	2	...	3	...	22	56	11	...	...	113,435	17,924
53 South Rwanda Field	245	75	18,739	122,945	1,205	10	1	82	...	30	27	3	...	...	124,183	20,768
54 South-East Rwanda Field	189	95	3,701	114,942	693	...	3	2	...	...	16	5	...	...	115,619	7,389
55 West Rwanda Field	320	77	3,435	112,419	725	...	...	...	...	...	7	...	...	...	113,137	5,541
Totals	1,902	660	128,230	980,593	8,276	39	13	225	14	140	201	50	...	...	988,769	151,258
56 SOUTHERN TANZANIA UNION MISSION	...	...	...	...	...	...	...	...	...	...	...	...	...	...	...	...
57 Central Tanzania Field	315	225	20,374	30,649	2,771	6	119	1,080	...	1,527	89	324	...	...	32,685	24,879
58 East-Central Tanzania Conference	323	214	29,710	60,847	4,999	68	4	1,898	...	1,810	146	462	...	...	65,398	22,007
59 Lake Tanganyika Field	257	250	33,532	26,372	2,885	119	93	785	...	1,829	98	615	22	...	27,690	27,644
60 South-East Tanzania Conference	185	182	18,619	55,262	4,119	57	49	1,976	...	892	110	190	74	...	60,197	16,228

GENERAL STATISTICS BY DIVISIONS FOR 2021

Conference or Mission	Churches, Companies, and Church Membership															
	2a	2b	3a	3b	4a	4a2	4b	4c	4d	5a	5b	5c	5d	5e	6	16
	Churches	Companies	Church Attendance Average	Church Membership at Beginning of Year	Members Added					Members Subtracted					Church Membership at End of Year	Sabbath School Attendance Average
Baptisms					Former Members' Baptisms	Professions of Faith	Letters Received	Adjustments	Letters Granted	Deaths	Dropped	Missing	Adjustments			

EAST-CENTRAL AFRICA DIVISION (CONT'D)

61 Southern Highlands Conference	246	233	22,762	26,190	3,329	93	3	2,387	...	4,205	167	653	...	...	26,977	20,185
Totals	1,326	1,104	124,997	199,320	18,103	343	268	8,126	...	10,263	610	2,244	96	...	212,947	110,942
62 UGANDA UNION MISSION	...	...	...	...	...	...	...	...	...	...	...	...	...	...	...	...
63 Central Uganda Conference	266	396	...	248,072	4,940	1	...	30	...	97,802	116	...	...	...	155,125	3,845
64 Eastern Uganda Field	185	477	14,098	36,454	3,496	3	26	10	...	32	115	...	2	...	39,840	10,491
65 North Buganda Field	60	191	5,323	...	627	...	...	42,583	...	...	2	...	...	...	43,208	5,323
66 Northern Uganda Field	83	237	12,325	28,162	1,926	...	...	26	...	11	41	8	...	...	30,054	12,759
67 Rwenzori Field	281	262	15,885	55,207	1,724	98	2	53	25	178	85	34	39	10	56,763	16,335
68 Southwestern Uganda Field	104	281	300	29,254	605	2	...	13	...	3	14	3	...	...	29,854	...
69 West Buganda Field	127	206	...	...	794	...	...	55,185	...	...	5	...	...	...	55,974	...
70 Western Uganda Field	188	433	29,279	39,015	2,372	...	...	22	57	10	28	...	...	112	41,316	29,419
Totals	1,294	2,483	77,208	436,164	16,484	104	28	97,922	82	98,036	406	45	153	10	452,134	78,170
71 WEST CONGO UNION MISSION	...	...	...	...	...	...	...	...	...	...	...	...	...	...	...	...
72 Central Kasai Field	379	214	56,098	164,151	7,402	35	63	62	...	120	262	292	467	...	170,572	57,437
73 Congo Equatorial Field	9	35	2,531	2,746	133	20	13	8	...	...	16	14	30	...	2,860	2,645
74 Lower Congo Field	7	29	594	3,892	547	...	...	...	...	...	...	...	63	...	4,376	537
75 West Congo Field	61	72	11,343	26,743	1,784	14	32	48	...	75	37	32	82	...	28,395	8,444
76 West Kasai Field	226	191	93,506	140,808	3,469	...	...	...	...	27	27	...	...	...	144,223	96,911
Totals	682	541	164,071	338,340	13,335	69	108	118	...	222	342	338	642	...	350,426	165,974
77 WEST KENYA UNION CONFERENCE	...	...	...	...	...	...	...	...	...	...	...	...	...	...	...	...
78 Central Nyanza Conference	416	173	...	73,925	2,927	35	5	1,005	63	992	115	61	1	239	76,552	...
79 Greater Rift Valley Conference	680	534	92,695	79,488	7,870	223	159	2,760	70	2,792	316	980	1,074	813	84,595	70,266
80 Kenya Lake Conference	660	184	...	94,478	4,617	12	74	777	...	557	140	272	...	...	98,989	...
81 Lake Victoria Field	642	149	3,909	73,750	2,802	36	57	1,169	1,427	1,179	248	406	11	571	76,826	1,971
82 North West Kenya Conference	607	485	33,144	56,316	3,139	101	229	5,839	...	6,138	72	1,122	649	...	57,643	19,101
83 Ranen Conference	638	191	9,624	99,735	5,678	60	115	1,525	1,284	1,490	157	226	17	662	105,845	8,227
Totals	3,643	1,716	139,371	477,692	27,033	467	639	13,075	2,844	13,148	1,048	3,067	1,752	2,285	500,450	99,564
84 WESTERN ETHIOPIA UNION MISSION	...	...	...	...	...	...	...	...	...	...	...	...	...	...	...	...
85 Gambella Field Station	46	15	6,468	18,414	980	...	...	...	...	...	10	...	...	...	19,384	5,410
86 South West Ethiopia Field	31	27	1,831	2,215	113	...	...	...	...	...	1	1	...	...	2,326	1,810
87 West Central Ethiopia Field	63	61	9,855	15,449	627	...	...	26	...	...	83	21	11	...	15,987	10,872
88 West Ethiopia Conference	290	45	73,342	73,423	2,391	...	...	...	...	...	152	...	102	...	75,560	72,317
Totals	430	148	91,494	109,501	4,111	...	...	26	...	...	246	22	113	...	113,257	90,409
89 ATTACHED FIELDS	...	...	...	...	...	...	...	...	...	...	...	...	...	...	...	...
90 Eritrea Mission Field	3	12	...	526	...	...	...	...	...	...	...	...	...	...	526	...
91 SOUTH SUDAN ATTACHED TERRITORY	...	...	...	...	...	...	...	...	...	...	...	...	...	...	...	...
92 Eastern Upper Nile Field	38	36	17,576	...	464	...	16	11,501	...	28	...	133	...	...	11,820	16,683
93 Greater Bahr el Ghazal Field	17	52	7,950	14,325	2,641	...	...	...	...	...	24	...	...	...	16,942	7,787
94 Greater Equatoria Field	38	110	14,960	21,937	1,776	6	2	366	...	21	12	9	625	...	23,420	13,170
95 Greater Upper Nile Field	10	44	7,063	19,176	1,093	...	1	...	...	11,397	...	...	...	...	8,873	7,926
Totals	103	242	47,548	55,438	5,974	6	19	11,867	...	11,446	36	142	625	...	61,055	45,564
Attached Fields Totals	106	254	47,548	55,964	5,974	6	19	11,867	...	11,446	36	142	625	...	61,581	45,564
96 EAST-CENTRAL AFRICA DIVISION	...	...	...	...	...	...	...	...	...	...	...	...	...	...	...	...
97 Burundi Union Mission	529	482	142,349	192,258	13,584	1,264	534	8,018	...	8,003	335	3,803	277	...	203,240	145,349
98 East Congo Union Mission	344	452	115,634	124,508	8,196	116	27	565	...	524	439	289	528	...	131,632	121,034
99 East Kenya Union Conference	3,704	1,913	317,104	622,236	36,493	887	772	5,086	880	7,625	3,281	11,635	9,913	34,208	599,692	249,032
100 Eastern Ethiopia Union Mission	599	369	67,502	105,184	6,956	...	252	32,056	...	32,101	409	214	44	...	111,680	48,215
101 North East Congo Union Mission	1,246	894	192,481	243,165	12,975	519	10	4,311	...	4,633	545	1,605	241	...	253,956	198,276
102 Northern Tanzania Union Conference	2,598	1,586	288,855	633,078	56,198	3,574	121	8,083	12	9,714	1,641	2,143	552	...	687,016	279,835
103 Rwanda Union Mission	1,902	660	128,230	980,593	8,276	39	13	225	14	140	201	50	...	...	988,769	151,258
104 Southern Tanzania Union Mission	1,326	1,104	124,997	199,320	18,103	343	268	8,126	...	10,263	610	2,244	96	...	212,947	110,942
105 Uganda Union Mission	1,294	2,483	77,208	436,164	16,484	104	28	97,922	82	98,036	406	45	153	10	452,134	78,170
106 West Congo Union Mission	682	541	164,071	338,340	13,335	69	108	118	...	222	342	338	642	...	350,426	165,974
107 West Kenya Union Conference	3,643	1,716	139,371	477,692	27,033	467	639	13,075	2,844	13,148	1,048	3,067	1,752	2,285	500,450	99,564
108 Western Ethiopia Union Mission	430	148	91,494	109,501	4,111	...	...	26	...	...	246	22	113	...	113,257	90,409
109 Attached Fields	106	254	47,548	55,964	5,974	6	19	11,867	...	11,446	36	142	625	...	61,581	45,564
DIVISION TOTALS	18,403	12,602	1,896,841	4,518,003	227,718	7,388	2,791	189,478	3,832	195,855	9,539	25,597	14,936	36,503	4,666,780	1,783,619

EURO-ASIA DIVISION

1 BELARUS UNION OF CHURCHES CONF	66	28	2,813	3,724	66	...	4	72	...	77	87	24	...	...	3,678	2,758
2 CAUCASUS UNION MISSION	...	...	...	...	...	...	...	...	...	...	...	...	...	...	...	...
3 Kubano-Chernomorskaya Conference	57	20	1,755	3,012	56	...	1	121	5	87	70	20	...	...	3,018	1,690
4 North Caucasus Mission	38	20	1,395	2,148	28	2	1	44	1	40	59	36	12	3	2,074	1,484
5 Rostov-Kalmykia Conference	38	17	1,020	2,317	34	2	4	59	2	80	52	62	14	3	2,207	979
Totals	133	57	4,169	7,477	118	4	6	224	8	207	181	118	26	6	7,299	4,152

# STATISTICAL REPORT FOR 2021

Conference or Mission	Churches, Companies, and Church Membership															
	2a	2b	3a	3b	4a	4a2	4b	4c	4d	5a	5b	5c	5d	5e	6	16
	Churches	Companies	Church Attendance Average	Church Membership at Beginning of Year	Members Added					Members Subtracted					Church Membership at End of Year	Sabbath School Attendance Average
Baptisms					Former Members' Baptisms	Professions of Faith	Letters Received	Adjustments	Letters Granted	Deaths	Dropped	Missing	Adjustments			

## EURO-ASIA DIVISION (CONT'D)

6 EAST RUSSIAN UNION MISSION	...	...	...	...	...	...	...	...	...	...	...	...	...	...	...	...
7 Central Siberian Mission	29	3	836	1,749	17	...	2	17	2	28	30	24	1	11	1,693	800
8 East Siberian Mission	29	23	850	1,976	19	...	1	21	...	45	56	42	19	4	1,851	860
9 West Siberian Mission	20	12	381	1,198	18	...	...	...	...	12	15	4	...	...	1,185	380
Totals	78	38	2,066	4,923	54	...	3	38	2	85	101	70	20	15	4,729	2,039
10 FAR EASTERN UN OF CHURCHES MISS	51	18	988	2,065	24	...	1	37	8	73	53	30	5	22	1,952	944
11 MOLDOVA UNION OF CHURCHES CONF	132	99	...	8,424	221	32	15	249	...	430	228	122	...	...	8,161	...
12 SOUTHERN UNION MISSION	...	...	...	5	...	...	...	...	...	...	...	...	...	...	5	...
13 Kyrgyzstan Mission	10	8	239	633	8	...	...	...	15	...	22	12	17	...	604	316
14 Northern Kazakhstan Mission	21	13	777	1,332	21	2	4	52	...	63	27	24	...	2	1,295	191
15 Southern Kazakhstan Mission	10	13	393	953	16	3	...	35	...	45	28	17	27	9	881	368
16 Tajikistan Field	2	7	134	248	10	1	1	5	...	4	...	...	...	...	261	126
17 Turkmenistan Field	1	2	36	96	...	...	1	...	...	2	3	1	...	...	91	36
18 Uzbekistan Field	9	2	344	693	19	...	...	42	9	56	17	2	...	2	686	328
Totals	53	45	1,923	3,960	74	6	6	149	9	192	87	61	27	14	3,823	1,364
19 TRANS-CAUCASUS UNION OF CH MISS	...	...	...	1,165	...	...	...	...	...	1,165	...	...	...	...	...	...
20 UKRAINIAN UNION CONFERENCE	...	...	...	...	...	...	...	...	...	...	...	...	...	...	...	...
21 Bukovinskaya Conference	127	14	4,496	6,590	177	6	8	110	...	141	208	53	...	...	6,489	4,567
22 Central Ukrainian Conference	89	18	2,784	4,437	87	11	5	171	3	175	131	90	8	...	4,310	2,623
23 Dnieper Conference	103	19	2,558	4,670	65	4	4	117	5	151	152	62	12	6	4,482	2,385
24 Eastern Dnieper Conference	131	43	3,369	7,247	159	8	7	104	8	142	228	68	4	71	7,020	3,248
25 Eastern Ukrainian Mission	36	21	805	1,763	8	...	2	30	2	20	84	55	30	7	1,609	798
26 Kyiv Conference	25	...	1,236	3,943	87	3	5	73	2	70	78	29	28	3	3,905	1,025
27 Podolsk Conference	103	34	2,914	5,235	122	6	2	115	3	176	115	81	10	7	5,094	2,790
28 Southern Ukrainian Conference	73	33	1,961	4,142	86	4	2	131	1	135	119	71	14	7	4,020	1,855
29 Western Ukrainian Conference	92	30	3,200	5,942	98	1	14	70	19	92	142	31	15	25	5,839	3,103
Totals	779	212	23,321	43,969	889	43	49	921	43	1,102	1,257	540	121	126	42,768	22,392
30 WEST RUSSIAN UNION CONFERENCE	...	...	...	...	...	...	...	...	...	...	...	...	...	...	...	...
31 Central Conference	51	13	1,694	3,466	63	...	5	63	...	58	64	10	...	1	3,464	1,565
32 Moscow Conference	29	4	1,625	3,400	46	...	3	117	...	95	63	23	35	2	3,348	1,418
33 Northwestern Conference	50	33	1,430	2,924	37	2	4	116	5	118	79	35	15	7	2,834	1,354
34 Southern Conference	80	58	3,342	6,731	65	...	...	134	4	118	111	48	9	19	6,629	3,105
35 Ural Conference	59	65	1,347	3,962	43	1	2	167	1	183	93	56	9	13	3,822	1,275
36 Volga Conference	49	70	1,434	2,773	33	1	3	138	2	139	79	62	18	1	2,651	1,395
37 Volgo-Vyatskaya Conference	53	48	1,773	3,745	39	...	3	43	...	56	90	57	14	5	3,608	1,599
Totals	371	291	12,643	27,001	326	4	20	778	12	767	579	291	100	48	26,356	11,710
38 ATTACHED FIELDS	...	...	...	...	...	...	...	...	...	...	...	...	...	...	...	...
39 Armenian Field	19	11	413	...	13	2	3	857	1	34	20	8	1	...	813	365
40 Crimea Mission	25	6	746	1,679	13	...	...	31	4	29	65	48	...	7	1,578	701
41 Georgian Field	8	4	145	...	4	...	1	350	...	7	9	3	...	...	336	145
Totals	52	21	1,304	1,679	30	2	4	1,238	5	70	94	59	1	7	2,727	1,210
42 EURO-ASIA DIVISION	...	...	...	...	...	...	...	...	...	...	...	...	...	...	...	...
43 Belarus Union of Churches Conference	66	28	2,813	3,724	66	...	4	72	...	77	87	24	...	...	3,678	2,758
44 Caucasus Union Mission	133	57	4,169	7,477	118	4	6	224	8	207	181	118	26	6	7,299	4,152
45 East Russian Union Mission	78	38	2,066	4,923	54	...	3	38	2	85	101	70	20	15	4,729	2,039
46 Far Eastern Union of Churches Mission	51	18	988	2,065	24	...	1	37	8	73	53	30	5	22	1,952	944
47 Moldova Union of Churches Conference	132	99	...	8,424	221	32	15	249	...	430	228	122	...	...	8,161	...
48 Southern Union Mission	53	45	1,923	3,960	74	6	6	149	9	192	87	61	27	14	3,823	1,364
49 Trans-Caucasus Un of Churches Mission	...	...	...	1,165	...	...	...	...	...	1,165	...	...	...	...	...	...
50 Ukrainian Union Conference	779	212	23,321	43,969	889	43	49	921	43	1,102	1,257	540	121	126	42,768	22,392
51 West Russian Union Conference	371	291	12,643	27,001	326	4	20	778	12	767	579	291	100	48	26,356	11,710
52 Attached Fields	52	21	1,304	1,679	30	2	4	1,238	5	70	94	59	1	7	2,727	1,210
DIVISION TOTALS	1,715	809	49,225	104,387	1,802	91	108	3,706	87	4,168	2,667	1,315	300	238	101,493	46,567

## INTER-AMERICAN DIVISION

1 ATLANTIC CARIBBEAN UNION MISSION	...	...	...	...	...	...	...	...	...	...	...	...	...	...	...	...
2 Cayman Islands Conference	16	1	...	6,712	186	...	18	42	1	23	16	6	...	1	6,913	...
3 North Bahamas Conference	12	1	...	4,075	82	4	1	...	...	8	10	4	...	...	4,140	...
4 South Bahamas Conference	48	2	...	17,896	385	6	13	44	...	31	97	8	72	...	18,136	...
5 Turks and Caicos Islands Conference	9	1	...	3,980	138	1	1	6	3	6	1	...	...	1	4,121	...
Totals	85	5	...	32,663	791	11	33	92	4	68	124	18	72	2	33,310	...
6 BELIZE UNION MISSION	...	...	...	...	...	...	...	...	...	...	...	...	...	...	...	...
7 Central Belize Mission	26	7	...	15,583	166	...	...	...	...	79	69	...	...	...	15,601	...
8 North Belize Mission	41	10	...	16,833	323	...	...	27	4	...	...	...	...	11	17,176	...
9 South West Belize Mission	39	19	...	15,856	287	...	...	52	...	...	16	1	...	2	16,176	...

GENERAL STATISTICS BY DIVISIONS FOR 2021

Conference or Mission	Churches, Companies, and Church Membership															
	2a	2b	3a	3b	4a	4a2	4b	4c	4d	5a	5b	5c	5d	5e	6	16
	Churches	Companies	Church Attendance Average	Church Membership at Beginning of Year	Members Added					Members Subtracted					Church Membership at End of Year	Sabbath School Attendance Average
Baptisms					Former Members' Baptisms	Professions of Faith	Letters Received	Adjustments	Letters Granted	Deaths	Dropped	Missing	Adjustments			

INTER-AMERICAN DIVISION (CONT'D)

Totals	106	36	...	48,272	776	...	...	79	4	79	85	1	...	13	48,953	...
10 CARIBBEAN UNION CONFERENCE	...	...	...	...	...	...	...	...	...	...	...	...	...	...	...	...
11 East Caribbean Conference	80	8	...	27,651	129	...	21	8	...	4	89	4	...	...	27,712	...
12 Grenada Conference	46	5	1,285	14,216	222	17	6	24	200	18	79	23	...	269	14,296	1,026
13 Guyana Conference	170	16	...	65,742	1,128	29	30	7	1	15	117	73	...	...	66,734	...
14 North Caribbean Conference	31	4	...	16,300	152	...	2	22	...	27	63	10	...	...	16,376	...
15 South Caribbean Conference	134	21	700	59,801	514	...	16	82	74	52	147	15	...	326	59,947	469
16 South Leeward Conference	44	5	...	11,253	181	...	9	24	13	24	54	1	6	446	10,949	...
17 St Lucia Mission	44	4	12	24,260	183	3	6	18	69	19	54	1	...	52	24,413	...
18 St Vincent and the Grenadines Mission	39	2	...	14,437	143	5	5	7	3	5	64	2	...	1	14,528	...
19 Suriname Mission	17	3	54	5,421	69	...	3	3	1	2	16	1	...	41	5,437	61
20 Tobago Mission	31	1	...	8,557	133	2	3	3	...	2	36	...	2	15	8,643	10
Totals	636	69	2,051	247,638	2,854	56	101	198	361	168	719	128	8	1,150	249,035	1,565
21 CENTRAL MEXICAN UNION MISSION	...	...	...	...	...	...	...	...	...	...	...	...	...	...	...	...
22 Azteca Mexican Conference	40	23	2,457	20,265	490	29	18	190	...	811	53	29	111	...	19,988	1,866
23 Bajio Mexican Conference	66	50	2,202	10,641	329	19	13	57	...	69	81	586	47	...	10,276	1,575
24 Metropolitan Mexican Conference	77	13	5,092	37,613	749	28	12	47	7	1,334	104	48	258	...	36,712	4,328
25 Mexiquense Mexican Mission	21	26	1,461	6,913	371	...	11	1,971	...	17	28	10	...	...	9,211	1,163
26 Valley Mexican Conference	51	50	2,750	13,563	398	...	35	110	...	106	93	119	595	9	13,184	2,226
Totals	255	162	13,960	88,995	2,337	76	89	2,375	7	2,337	359	792	1,011	9	89,371	11,156
27 CHIAPAS MEXICAN UNION CONF	...	...	...	...	...	...	...	...	...	...	...	...	...	...	...	...
28 Central Chiapas Conference	161	178	...	30,938	1,644	509	14	542	14	559	120	388	23	166	32,405	...
29 Grijalva Conference	175	121	...	27,815	1,335	480	18	570	2	592	189	774	181	103	28,381	...
30 North Chiapas Conference	295	351	23,142	50,795	2,389	1,057	81	755	...	821	169	1,451	139	16	52,481	23,016
31 Palenque Mission	101	136	3,326	18,108	1,075	325	7	179	...	177	65	424	...	7	19,021	3,124
32 Soconusco Conference	147	187	13,304	27,391	1,769	404	21	403	...	425	127	554	81	7	28,794	12,182
33 South Chiapas Conference	174	325	...	36,576	2,219	480	6	300	2	340	117	650	...	11	38,465	...
34 Upper Chiapas Conference	205	337	23,985	46,340	2,883	602	20	95	...	94	21	148	2	24	49,651	22,349
35 West Chiapas Conference	225	191	492	29,154	1,985	951	31	365	1	352	153	1,031	3	41	30,907	465
Totals	1,483	1,826	64,248	267,117	15,299	4,808	198	3,209	19	3,360	961	5,420	429	375	280,105	61,134
36 CUBAN UNION CONFERENCE	...	...	...	...	...	...	...	...	...	...	...	...	...	...	...	...
37 Central Conference	47	14	580	5,905	112	15	13	218	...	1,960	66	54	1	...	4,182	534
38 Del Amanecer Conference	61	65	565	8,938	179	34	9	10	...	11	80	53	1	6	9,019	553
39 East Conference	93	44	...	11,890	303	41	8	33	...	43	77	116	...	...	12,039	...
40 Pinarena Mission	29	6	320	2,505	43	11	14	8	5	13	74	23	10	...	2,466	295
41 Villa Perla Mission	21	10	...	...	41	6	2	1,730	...	3	33	6	...	...	1,737	...
42 West Conference	102	11	488	8,981	145	27	7	34	21	24	80	119	8	7	8,977	408
Totals	353	150	1,953	38,219	823	134	53	2,033	26	2,054	410	371	20	13	38,420	1,790
43 DOMINICAN UNION CONFERENCE	...	...	...	...	...	...	...	...	...	...	...	...	...	...	...	...
44 Central Dominican Conference	226	61	...	65,737	1,471	...	60	349	3	298	74	672	98	32	66,446	...
45 East Dominican Conference	157	75	1,749	87,815	1,317	...	...	1	...	1	1	...	...	19,239	69,891	1,985
46 North Dominican Conference	145	111	...	36,646	1,512	...	...	138	...	...	...	3	...	...	38,293	...
47 Northeast Dominican Conference	111	80	...	38,645	1,140	...	34	...	459	...	...	...	...	46	40,232	...
48 South Dominican Conference	81	83	...	49,721	1,133	...	...	...	...	...	331	2,088	1,280	...	47,155	...
49 Southeast Dominican Conference	250	118	6,790	81,031	1,922	...	7	281	...	317	34	250	891	25,000	56,749	6,840
Totals	970	528	8,539	359,595	8,495	...	101	769	462	616	440	3,014	2,269	44,317	318,766	8,825
50 DUTCH CARIBBEAN UNION MISSION	...	...	...	...	...	...	...	...	...	...	...	...	...	...	...	...
51 Aruba Mission	8	3	329	1,175	42	1	4	9	...	8	8	1	...	...	1,214	259
52 Bonaire Mission	4	1	89	442	1	...	...	1	...	...	1	...	...	...	443	54
53 Curacao Conference	27	2	604	8,406	152	5	1	28	14	41	51	7	1	...	8,506	509
Totals	39	6	1,021	10,023	195	6	5	38	14	49	60	8	1	...	10,163	821
54 EAST VENEZUELA UNION MISSION	...	...	...	...	...	...	...	...	...	...	...	...	...	...	...	...
55 Central East Venezuela Conference	67	21	2,218	17,965	713	77	10	29	...	125	9	79	49	3	18,529	1,748
56 Central Llanos Venezuela Mission	42	16	1,522	14,830	531	69	28	...	...	...	4	11	...	...	15,443	1,404
57 Central Venezuela Conference	58	21	2,941	23,987	702	51	14	21	...	44	13	22	...	39	24,657	2,654
58 East Venezuela Conference	99	32	3,991	30,720	978	133	12	309	6	649	246	4,092	251	1,332	25,588	3,991
59 Northeast Venezuela Mission	65	27	2,018	16,735	496	60	12	194	1	223	80	434	175	124	16,462	1,883
60 South Bolivar Venezuela Mission	54	19	3,792	24,999	1,110	546	10	4	...	...	50	1,336	408	...	24,875	2,758
61 South Central Venezuela Conference	81	21	2,294	18,696	786	53	11	...	1	178	74	438	1	84	18,772	2,244
62 Southeast Venezuela Conference	119	22	4,272	31,514	1,050	...	...	...	...	18	41	255	711	597	30,942	4,261
Totals	585	179	23,047	179,446	6,366	989	97	557	8	1,237	517	6,667	1,595	2,179	175,268	20,942
63 EL SALVADOR UNION MISSION	...	...	...	...	...	...	...	...	...	...	...	...	...	...	...	...
64 Central El Salvador Conference	125	47	3,759	23,193	888	45	118	268	2	243	121	1,123	516	22	22,489	2,989
65 East El Salvador Conference	205	59	4,763	55,374	1,010	119	97	341	11	351	135	1,291	441	57	54,677	4,746
66 Metropolitan El Salvador Conference	133	14	3,550	34,875	526	65	47	180	...	221	85	463	3	13	34,908	2,920

# STATISTICAL REPORT FOR 2021

Conference or Mission	Churches, Companies, and Church Membership																
	2a	2b	3a	3b	4a	4a2	4b	4c	4d	5a	5b	5c	5d	5e	6	16	
	Churches	Companies	Church Attendance Average	Church Membership at Beginning of Year	Members Added					Members Subtracted					Church Membership at End of Year	Sabbath School Attendance Average	
Baptisms					Former Members' Baptisms	Professions of Faith	Letters Received	Adjustments	Letters Granted	Deaths	Dropped	Missing	Adjustments				

## INTER-AMERICAN DIVISION (CONT'D)

67	Paracentral El Salvador Conference	155	42	5,301	34,424	705	270	25	226	13	234	132	1,138	1,504	67	32,588	3,942
68	West El Salvador Conference	203	47	2,592	45,633	1,318	108	50	405	...	414	75	420	6	163	46,436	2,293
	Totals	821	209	19,963	193,499	4,447	607	337	1,420	26	1,463	548	4,435	2,470	322	191,098	16,890
69	FRENCH ANTILLES-GUIANA UN CONF.	...	...	...	...	...	...	...	...	...	...	...	...	...	...	...	...
70	French Guiana Mission	14	6	...	3,138	80	...	22	2	...	3	4	...	...	...	3,235	...
71	Guadeloupe Conference	68	12	...	10,080	369	...	3	264	...	45	60	1	9	...	10,601	...
72	Martinique Conference	69	4	...	16,301	100	...	3	6	106	7	51	11	...	3	16,444	...
	Totals	151	22	...	29,519	549	...	28	272	106	55	115	12	9	3	30,280	...
73	GUATEMALA UNION MISSION	...	...	...	...	...	...	...	...	...	...	...	...	...	...	...	...
74	Altiplano Guatemala Mission	135	29	13,926	28,069	953	...	63	12	...	45	58	106	12	...	28,876	13,730
75	Central Guatemala Conference	87	17	7,509	10,153	738	...	104	20	7	21	5	130	79	11	10,776	6,290
76	East Guatemala Mission	158	21	5,631	25,903	1,423	...	59	...	...	...	5	88	4	122	27,166	5,559
77	Lago Guatemala Mission	75	15	1,469	7,609	526	...	18	...	...	1	18	19	139	...	7,976	1,250
78	Metropolitan Guatemala Conference	75	22	4,956	11,405	449	10	23	119	107	55	58	81	59	27	11,833	4,511
79	North Guatemala Mission	138	49	8,550	36,180	2,002	7	30	22	...	18	18	279	50	...	37,876	8,400
80	South Guatemala Mission	236	68	6,774	35,875	2,316	...	47	133	...	136	157	417	706	...	36,955	6,259
81	West Guatemala Conference	168	44	9,512	39,924	1,992	...	21	14	232	26	56	180	20	...	41,901	6,844
	Totals	1,072	265	58,325	195,118	10,399	17	365	320	346	302	375	1,300	1,069	160	203,359	52,842
82	HAITIAN UNION MISSION	...	...	...	...	...	...	...	...	...	...	...	...	...	...	...	...
83	Central Haiti Conference	78	40	7,953	75,783	570	24	5	50	...	125	93	122	677	...	75,415	8,664
84	North Haiti Mission	163	195	7,346	135,738	2,697	...	16	13	...	37	147	163	61	...	138,056	6,786
85	Northwest Haiti Mission	148	139	90,590	114,869	2,010	...	12	99	...	61	78	259	5	...	116,587	72,992
86	Plaine du cul de Sac Mission	115	63	9,022	63,266	1,136	...	11	57	26	19	79	314	84	29	63,971	7,140
87	South Haiti Mission	153	120	4,627	95,866	564	...	8	101	...	83	67	197	156	...	96,036	3,635
	Totals	657	557	119,537	485,522	6,977	24	52	320	26	325	464	1,055	983	29	490,065	99,216
88	HONDURAS UNION MISSION	...	...	...	...	...	...	...	...	...	...	...	...	...	...	...	...
89	Atlantic Honduras Conference	127	47	3,572	12,005	703	9	24	14	...	13	3	24	3	...	12,712	3,054
90	Bay Islands Conference	31	3	1,464	3,152	134	5	4	4	...	...	7	3	...	...	3,289	1,499
91	Central Honduras Conference	84	53	2,601	14,752	402	...	20	...	...	...	...	...	...	...	15,174	2,883
92	Comayagua Mission	95	60	...	26,006	871	...	1	...	...	1	35	2,546	...	54	24,242	...
93	Northwest Honduras Conference	139	73	2,551	22,738	852	...	33	2	...	15	63	94	3	1	23,449	2,785
	Totals	476	236	10,188	78,653	2,962	14	82	20	...	29	108	2,667	6	55	78,866	10,221
94	INTER-OCEANIC MEXICAN UNION CONF	...	...	...	...	...	...	...	...	...	...	...	...	...	...	...	...
95	Alpine Mission	120	98	4,796	15,982	786	92	40	223	2	280	83	242	115	7	16,398	4,180
96	Central Veracruz Mission	115	121	281	11,941	491	99	19	165	...	122	88	142	34	8	12,321	213
97	Chontalpa Mission	165	100	...	16,668	1,110	258	155	395	1	411	243	1,312	1	69	16,551	...
98	Isthmus Conference	193	182	9,901	20,342	1,310	291	41	350	...	332	109	497	70	132	21,194	9,632
99	Los Tuxtlas Mission	173	139	5,752	15,939	721	325	22	305	4	299	226	837	129	10	15,815	5,484
100	North Veracruz Conference	226	180	2,841	23,890	1,071	192	60	214	2	216	257	1,022	99	36	23,799	2,510
101	Oaxaca Conference	120	144	15,323	21,507	787	199	4	54	...	69	50	55	15	...	22,362	14,082
102	Olmecca Conference	194	157	1,736	22,906	909	347	88	148	...	110	73	608	7	7	23,593	1,629
103	South Pacific Conference	155	94	853	18,837	562	96	29	321	...	249	176	552	212	70	18,586	658
104	South Veracruz Conference	203	98	12,814	17,112	626	219	44	263	...	327	186	543	39	22	17,147	10,667
105	Southeast Veracruz Mexican Conference	204	123	3,526	21,620	1,308	383	90	285	...	361	208	679	224	20	22,194	3,240
	Totals	1,868	1,436	57,820	206,744	9,681	2,501	592	2,723	9	2,776	1,699	6,489	945	381	209,960	52,292
106	JAMAICA UNION CONFERENCE	...	...	...	...	...	...	...	...	...	...	...	...	...	...	...	...
107	Central Jamaica Conference	203	8	970	104,785	1,190	19	3	39	...	55	154	21	6	...	105,800	1,170
108	East Jamaica Conference	96	5	...	74,463	925	...	8	4	...	66	146	16	...	...	75,172	...
109	North East Jamaica Conference	103	5	704	31,186	569	2	3	2	...	3	26	14	...	...	31,719	659
110	North Jamaica Conference	73	7	343	22,352	432	...	...	18	2	2	52	406	...	1,063	21,281	309
111	West Jamaica Conference	226	6	2,406	94,227	1,970	...	...	9	...	50	141	24	2	...	95,989	...
	Totals	701	31	4,422	327,013	5,086	21	14	72	2	176	519	481	8	1,063	329,961	2,137
112	NORTH COLOMBIAN UNION CONF	...	...	...	...	...	...	...	...	...	...	...	...	...	...	...	...
113	Atlantic Colombian Conference	149	74	...	23,906	1,832	178	13	77	2	115	78	426	75	58	25,256	...
114	Caribbean Colombian Conference	197	114	3,349	26,230	3,544	128	10	185	18	89	111	671	86	12	29,146	4,058
115	Colombian Islands Mission	10	2	...	1,244	63	5	...	1	21	...	1	...	48	1	1,284	...
116	East Central Colombian Conference	122	85	...	13,428	879	92	19	128	19	116	139	353	83	26	13,848	...
117	East Colombian Conference	163	84	11,874	16,892	2,629	219	133	13	...	18	329	655	511	...	18,373	7,890
118	Northeast Colombian Conference	160	78	2,112	20,608	2,075	282	93	348	...	368	98	313	260	63	22,304	1,649
119	Southwest Colombian Mission	75	42	3,557	9,664	643	56	253	317	...	136	129	85	16	43	10,524	3,511
120	West Central Colombian Conference	182	62	...	19,737	1,594	85	230	399	10	354	95	330	896	22	20,358	...
	Totals	1,058	541	20,890	131,709	13,259	1,045	751	1,468	70	1,196	980	2,833	1,975	225	141,093	17,107
121	NORTH MEXICAN UNION CONFERENCE	...	...	...	...	...	...	...	...	...	...	...	...	...	...	...	...
122	Baja California Conference	106	43	2,985	19,836	735	257	40	297	...	229	88	190	306	18	20,334	2,594

GENERAL STATISTICS BY DIVISIONS FOR 2021

Conference or Mission	Churches, Companies, and Church Membership															
	2a	2b	3a	3b	4a	4a2	4b	4c	4d	5a	5b	5c	5d	5e	6	16
	Churches	Companies	Church Attendance Average	Church Membership at Beginning of Year	Members Added					Members Subtracted					Church Membership at End of Year	Sabbath School Attendance Average
Baptisms					Former Members' Baptisms	Professions of Faith	Letters Received	Adjustments	Letters Granted	Deaths	Dropped	Missing	Adjustments			

INTER-AMERICAN DIVISION (CONT'D)

123 Chihuahua Mexican Conference	75	31	...	16,116	383	82	46	259	3	219	121	280	1,096	193	14,980	...
124 Gulf Mexican Conference	67	47	...	17,235	325	41	7	93	2	120	31	48	4	26	17,474	...
125 North Tamaulipas Mexican Conference	74	28	...	8,234	312	57	40	160	1	157	34	89	113	11	8,400	...
126 Northeast Mexican Conference	57	20	...	16,436	302	59	33	333	37	238	193	93	200	35	16,441	...
127 Northwest Mexican Mission	50	37	...	5,646	432	27	43	94	...	88	25	30	15	113	5,971	...
128 Regionmontana Mission	66	22	...	13,008	286	48	28	226	5	164	71	53	134	17	13,162	...
129 Sinaloa Mexican Conference	80	38	...	12,599	319	42	25	127	5	127	113	169	243	20	12,445	...
130 Sonora Mexican Conference	65	45	...	13,667	260	40	5	282	15	299	42	33	1,411	22	12,462	...
131 South Baja California Mission	19	3	...	1,974	92	5	10	47	3	39	9	5	10	4	2,064	...
132 West Mexican Conference	74	71	...	12,061	531	68	40	283	4	234	43	101	429	10	12,170	...
Totals	733	385	2,985	136,812	3,977	726	317	2,201	75	1,914	770	1,091	3,961	469	135,903	2,594

133 PANAMA UNION MISSION	...	...	...	...	...	...	...	...	...	...	...	...	...	...	...	...
134 Atlantic Panama Conference	32	9	1,003	12,327	477	...	...	...	...	...	2	5	...	...	12,797	584
135 Bocas del Toro Mission	32	26	816	4,810	534	...	...	...	...	...	...	...	...	...	5,344	816
136 Central Panama Conference	78	56	461	15,262	375	3	20	10	...	17	21	20	59	...	15,553	471
137 Metropolitan Panama Conference	60	18	...	25,440	466	...	...	...	...	24	41	24	22	...	25,795	...
138 Southeast Panama Mission	36	22	979	17,227	386	...	2	...	...	...	...	...	...	...	17,615	979
139 West Panama Conference	160	98	10,043	20,427	1,151	...	1	68	...	67	20	76	...	4	21,480	8,144
Totals	398	229	13,300	95,493	3,389	3	23	78	...	108	84	125	81	4	98,584	10,993

140 PUERTO RICAN UNION CONFERENCE	...	...	...	...	...	...	...	...	...	...	...	...	...	...	...	...
141 East Puerto Rico Conference	127	3	875	14,038	292	...	17	15	...	96	80	64	142	...	13,980	726
142 North Puerto Rico Conference	48	1	...	5,391	61	...	7	8	...	...	6	7	34	...	5,420	...
143 South Puerto Rico Conference	32	1	291	2,218	50	...	1	18	26	7	13	1	...	(30)	2,322	311
144 West Puerto Rico Conference	104	3	163	11,732	155	4	43	90	3	107	109	79	38	10	11,684	161
Totals	311	8	1,328	33,379	558	4	68	131	29	210	208	151	214	(20)	33,406	1,198

145 SOUTH CENTRAL AMERICAN UN MISS	...	...	...	...	...	...	...	...	...	...	...	...	...	...	...	...
146 Caribbean Costa Rica Mission	88	19	108	10,023	400	...	22	84	1	82	76	30	1,261	14	9,067	96
147 Central Nicaragua Mission	110	48	3,711	11,706	718	...	123	52	7	50	92	232	100	39	12,093	3,132
148 North Costa Rica Conference	81	30	312	11,610	443	...	43	6,014	...	5,998	23	73	8	...	12,008	271
149 Northwestern Nicaragua Mission	124	120	3,772	15,545	2,025	...	55	...	129	...	53	1,524	...	221	15,956	3,294
150 South Atlantic Nicaragua Mission	62	82	1,104	5,711	1,307	...	4	...	...	8	17	64	202	333	6,398	1,041
151 South-Central Costa Rica Conference	81	19	...	20,744	478	...	32	162	3	171	89	193	2,684	20	18,262	...
Totals	546	318	9,006	75,339	5,371	...	279	6,312	140	6,309	350	2,116	4,255	627	73,784	7,834

152 SOUTH COLOMBIAN UNION CONF	...	...	...	...	...	...	...	...	...	...	...	...	...	...	...	...
153 Central Colombian Conference	99	48	2,962	19,065	979	2	110	...	...	...	...	7	...	...	20,149	2,950
154 East Los Llanos Conference	104	60	5,155	20,382	1,478	143	49	569	4	503	204	530	911	107	20,370	4,466
155 Northwestern Bogota and Boyaca Mission	48	18	1,198	6,773	461	32	9	...	...	...	...	...	...	...	7,275	1,137
156 Pacific Colombian Conference	116	46	7,350	18,960	610	39	73	215	1	199	119	110	338	10	19,122	4,343
157 South Andean Mission	62	35	1,365	11,072	625	...	...	96	7	111	88	263	216	110	11,012	1,078
158 South Bogota Conference	67	7	1,742	18,508	714	43	37	785	...	931	29	84	714	3	18,326	1,149
159 South Colombian Conference	133	73	1,212	28,839	1,261	4	9	2	...	124	117	170	4,163	5,200	20,341	1,304
160 South Pacific Mission	62	32	2,630	8,928	758	...	...	2	13	49	75	172	1,103	...	8,302	2,176
161 Upper Magdalena Conference	90	7	4,333	25,666	975	45	34	...	43	150	...	...	5,784	1,514	19,315	2,776
Totals	781	326	27,945	158,193	7,861	308	321	1,669	68	2,067	632	1,336	13,229	6,944	144,212	21,378

162 SOUTHEAST MEXICAN UNION MISSION	...	...	...	...	...	...	...	...	...	...	...	...	...	...	...	...
163 Campeche Mission	93	97	4,399	10,661	763	319	30	344	...	316	45	239	16	10	11,491	4,030
164 Central Tabasco Conference	130	115	3,490	17,228	1,002	283	22	444	3	461	107	598	...	60	17,756	2,480
165 East Tabasco Mission	57	78	3,959	6,756	617	149	16	537	...	534	44	197	24	6	7,270	3,321
166 Mayab Conference	103	89	...	13,801	776	129	38	261	2	204	85	203	118	19	14,378	...
167 North Quintana Roo Conference	88	53	8,066	10,992	930	334	96	509	...	501	71	506	25	43	11,715	4,082
168 South Quintana Roo Mission	80	82	2,426	8,811	937	206	...	127	50	142	76	301	7	101	9,504	1,523
169 South Tabasco Conference	81	86	...	13,946	535	234	39	119	12	120	46	413	113	24	14,169	...
Totals	632	600	22,340	82,195	5,560	1,654	241	2,341	67	2,278	474	2,457	303	263	86,283	15,435

170 WEST VENEZUELA UNION MISSION	...	...	...	...	...	...	...	...	...	...	...	...	...	...	...	...
171 Central Andean Venezuela Mission	45	19	1,647	11,010	383	30	6	2	...	11	6	15	30	...	11,369	1,585
172 East Andean Venezuela Mission	58	9	1,731	14,587	731	10	35	14	...	14	52	57	18	3	15,233	1,584
173 North Central Venezuela Conference	80	25	2,601	19,625	894	44	35	2	...	42	36	6	...	...	20,516	2,424
174 Northwestern Venezuela Mission	52	23	1,392	9,728	215	22	16	29	24	30	19	36	109	223	9,617	1,379
175 Portuguese Venezuela Mission	46	23	2,139	15,006	373	99	18	24	...	34	17	24	...	...	15,445	1,927
176 Southwest Venezuela Conference	100	48	2,802	25,092	874	165	43	17	...	...	20	16	20	...	26,135	2,576
177 West Central Venezuela Conference	109	44	5,637	25,044	626	100	25	3	22	35	49	249	...	1	25,486	4,773
178 West Los Llanos Venezuela Conference	60	38	2,223	14,814	453	84	17	685	6	894	206	1,433	1,041	1,576	10,909	2,025
179 West Venezuela Conference	89	33	2,885	26,905	1,014	60	76	...	...	55	62	481	2,926	...	24,531	2,713
180 Yaracuy Venezuela Mission	53	21	2,546	12,577	472	21	27	50	...	52	52	565	678	...	11,800	2,402
Totals	692	283	25,602	174,388	6,035	635	298	826	52	1,167	519	2,882	4,822	1,803	171,041	23,386

181 INTER-AMERICAN DIVISION	1	...	...	145	...	...	4	12	...	...	...	...	...	21	140	...
182 Atlantic Caribbean Union Mission	85	5	...	32,663	791	11	33	92	4	68	124	18	72	2	33,310	...

# STATISTICAL REPORT FOR 2021

Conference or Mission	Churches, Companies, and Church Membership															
1	2a	2b	3a	3b	4a	4a2	4b	4c	4d	5a	5b	5c	5d	5e	6	16
Conference or Mission	Churches	Companies	Church Attendance Average	Church Membership at Beginning of Year	Members Added					Members Subtracted					Church Membership at End of Year	Sabbath School Attendance Average
					Baptisms	Former Members' Baptisms	Professions of Faith	Letters Received	Adjustments	Letters Granted	Deaths	Dropped	Missing	Adjustments		

## INTER-AMERICAN DIVISION (CONT'D)

183 Belize Union Mission . . . . .	106	36	...	48,272	776	...	...	79	4	79	85	1	...	13	48,953	...
184 Caribbean Union Conference . . . . .	636	69	2,051	247,638	2,854	56	101	198	361	168	719	128	8	1,150	249,035	1,565
185 Central Mexican Union Mission . . . . .	255	162	13,960	88,995	2,337	76	89	2,375	7	2,337	359	792	1,011	9	89,371	11,156
186 Chiapas Mexican Union Conference . . . . .	1,483	1,826	64,248	267,117	15,299	4,808	198	3,209	19	3,360	961	5,420	429	375	280,105	61,134
187 Cuban Union Conference . . . . .	353	150	1,953	38,219	823	134	53	2,033	26	2,054	410	371	20	13	38,420	1,790
188 Dominican Union Conference . . . . .	970	528	8,539	359,595	8,495	...	101	769	462	616	440	3,014	2,269	44,317	318,766	8,825
189 Dutch Caribbean Union Mission . . . . .	39	6	1,021	10,023	195	6	5	38	14	49	60	8	1	...	10,163	821
190 East Venezuela Union Mission . . . . .	585	179	23,047	179,446	6,366	989	97	557	8	1,237	517	6,667	1,595	2,179	175,268	20,942
191 El Salvador Union Mission . . . . .	821	209	19,963	193,499	4,447	607	337	1,420	26	1,463	548	4,435	2,470	322	191,098	16,890
192 French Antilles-Guiana Union Conference . . . . .	151	22	...	29,519	549	...	28	272	106	55	115	12	9	3	30,280	...
193 Guatemala Union Mission . . . . .	1,072	265	58,325	195,118	10,399	17	365	320	346	302	375	1,300	1,069	160	203,359	52,842
194 Haitian Union Mission . . . . .	657	557	119,537	485,522	6,977	24	52	320	26	325	464	1,055	983	29	490,065	99,216
195 Honduras Union Mission . . . . .	476	236	10,188	78,653	2,962	14	82	20	...	29	108	2,667	6	55	78,866	10,221
196 Inter-Oceanic Mexican Union Conference . . . . .	1,868	1,436	57,820	206,744	9,681	2,501	592	2,723	9	2,776	1,699	6,489	945	381	209,960	52,292
197 Jamaica Union Conference . . . . .	701	31	4,422	327,013	5,086	21	14	72	2	176	519	481	8	1,063	329,961	2,137
198 North Colombian Union Conference . . . . .	1,058	541	20,890	131,709	13,259	1,045	751	1,468	70	1,196	980	2,833	1,975	225	141,093	17,107
199 North Mexican Union Conference . . . . .	733	385	2,985	136,812	3,977	726	317	2,201	75	1,914	770	1,091	3,961	469	135,903	2,594
200 Panama Union Mission . . . . .	398	229	13,300	95,493	3,389	3	23	78	...	108	84	125	81	4	98,584	10,993
201 Puerto Rican Union Conference . . . . .	311	8	1,328	33,379	558	4	68	131	29	210	208	151	214	(20)	33,406	1,198
202 South Central American Union Mission . . . . .	546	318	9,006	75,339	5,371	...	279	6,312	140	6,309	350	2,116	4,255	627	73,784	7,834
203 South Colombian Union Conference . . . . .	781	326	27,945	158,193	7,861	308	321	1,669	68	2,067	632	1,336	13,229	6,944	144,212	21,378
204 Southeast Mexican Union Mission . . . . .	632	600	22,340	82,195	5,560	1,654	241	2,341	67	2,278	474	2,457	303	263	86,283	15,435
205 West Venezuela Union Mission . . . . .	692	283	25,602	174,388	6,035	635	298	826	52	1,167	519	2,882	4,822	1,803	171,041	23,386
<b>DIVISION TOTALS . . . . .</b>	<b>15,410</b>	<b>8,407</b>	<b>508,466</b>	<b>3,675,689</b>	<b>124,047</b>	<b>13,639</b>	<b>4,449</b>	<b>29,535</b>	<b>1,921</b>	<b>30,343</b>	<b>11,520</b>	<b>45,849</b>	<b>39,735</b>	<b>60,407</b>	<b>3,661,426</b>	<b>439,749</b>

## INTER-EUROPEAN DIVISION

1 AUSTRIAN UNION OF CHURCHES CONF . . . . .	57	10	2,709	4,326	64	3	2	111	...	105	51	20	1	...	4,329	2,139
2 BULGARIAN UN OF CHURCHES CONF. . . . .	109	106	1,922	7,035	240	...	14	16	...	19	179	56	...	...	7,051	1,386
3 CZECHO-SLOVAKIAN UNION CONF . . . . .	...	...	...	...	...	...	...	...	...	...	...	...	...	...	...	...
4 Bohemian Conference . . . . .	74	16	...	3,303	36	...	7	53	21	33	59	17	...	48	3,263	...
5 Moravia-Silesian Conference . . . . .	72	9	...	4,135	56	...	4	47	9	48	79	22	...	16	4,086	...
6 Slovakian Conference . . . . .	43	9	...	2,193	22	...	1	20	17	19	55	18	...	21	2,140	...
<b>Totals . . . . .</b>	<b>189</b>	<b>34</b>	<b>...</b>	<b>9,631</b>	<b>114</b>	<b>...</b>	<b>12</b>	<b>120</b>	<b>47</b>	<b>100</b>	<b>193</b>	<b>57</b>	<b>...</b>	<b>85</b>	<b>9,489</b>	<b>...</b>
7 FRANCO-BELGIAN UNION CONF . . . . .	...	...	...	...	...	...	...	...	...	...	...	...	...	...	...	...
8 Belgian-Luxembourg Conference . . . . .	35	2	...	2,955	35	6	6	35	1	33	18	8	...	...	2,979	526
9 North France Conference . . . . .	89	17	981	11,378	264	10	23	420	135	260	57	47	48	49	11,769	768
10 South France Conference . . . . .	50	27	1,180	4,900	78	2	16	136	65	85	35	8	22	55	4,992	873
<b>Totals . . . . .</b>	<b>174</b>	<b>46</b>	<b>2,161</b>	<b>19,233</b>	<b>377</b>	<b>18</b>	<b>45</b>	<b>591</b>	<b>201</b>	<b>378</b>	<b>110</b>	<b>63</b>	<b>70</b>	<b>104</b>	<b>19,740</b>	<b>2,167</b>
11 ITALIAN UNION OF CHURCHES CONF . . . . .	107	20	...	9,368	113	1	21	265	43	259	117	53	2	55	9,325	...
12 NORTH GERMAN UNION CONFERENCE	...	...	...	...	...	...	...	...	...	...	...	...	...	...	...	...
13 Berlin-Central German Conference . . . . .	140	9	...	6,683	44	...	3	97	...	78	112	15	17	...	6,605	...
14 Hanseatic Conference . . . . .	100	1	...	2,627	68	...	9	3,478	...	54	65	21	5	...	6,037	...
15 Lower Saxonian Conference . . . . .	...	...	...	3,450	8	...	2	32	...	3,450	38	4	...	...	...	...
16 Northern Rhenish-Westfalian Conference . . . . .	83	8	...	6,094	117	...	12	125	...	132	99	27	16	...	6,074	...
<b>Totals . . . . .</b>	<b>323</b>	<b>18</b>	<b>...</b>	<b>18,854</b>	<b>237</b>	<b>...</b>	<b>26</b>	<b>3,732</b>	<b>...</b>	<b>3,714</b>	<b>314</b>	<b>67</b>	<b>38</b>	<b>...</b>	<b>18,716</b>	<b>...</b>
17 PORTUGUESE UN OF CHURCHES CONF	94	19	2,668	10,235	235	6	22	338	60	159	122	34	1	76	10,504	2,609
18 ROMANIAN UNION CONFERENCE . . . . .	...	...	...	...	...	...	...	...	...	...	...	...	...	...	...	...
19 Banat Conference . . . . .	106	46	3,611	6,536	103	2	4	90	10	78	156	30	...	13	6,468	2,699
20 Moldavia Conference . . . . .	241	43	7,183	11,593	182	2	4	93	69	105	263	87	...	57	11,431	5,886
21 Muntenia Conference . . . . .	262	57	2,082	17,349	358	7	11	213	63	220	406	96	...	92	17,187	1,597
22 North Transylvania Conference . . . . .	129	15	4,079	7,289	176	6	4	109	12	90	163	24	...	24	7,295	3,339
23 Oltenia Conference . . . . .	182	56	6,084	10,281	138	4	2	119	16	121	361	63	...	27	9,988	5,196
24 South Transylvania Conference . . . . .	154	28	5,812	9,203	405	6	5	158	19	137	192	51	...	33	9,383	4,590
<b>Totals . . . . .</b>	<b>1,074</b>	<b>245</b>	<b>28,850</b>	<b>62,251</b>	<b>1,362</b>	<b>27</b>	<b>30</b>	<b>782</b>	<b>189</b>	<b>751</b>	<b>1,541</b>	<b>351</b>	<b>...</b>	<b>246</b>	<b>61,752</b>	<b>23,306</b>
25 SOUTH GERMAN UNION CONFERENCE	...	...	...	...	...	...	...	...	...	...	...	...	...	...	...	...
26 Baden-Wuerttemberg Conference . . . . .	89	11	...	6,406	145	1	13	146	1	146	106	25	10	...	6,425	...
27 Bavarian Conference . . . . .	69	4	...	4,501	73	...	5	113	2	94	89	9	...	...	4,502	...
28 Central Rhenish Conference . . . . .	63	8	...	4,654	45	...	7	118	4	70	56	37	...	23	4,642	...
<b>Totals . . . . .</b>	<b>221</b>	<b>23</b>	<b>...</b>	<b>15,561</b>	<b>263</b>	<b>1</b>	<b>25</b>	<b>377</b>	<b>7</b>	<b>310</b>	<b>251</b>	<b>71</b>	<b>10</b>	<b>23</b>	<b>15,569</b>	<b>...</b>
29 SPANISH UNION OF CHURCHES CONF . . . . .	112	46	3,000	17,527	365	13	87	814	74	806	110	219	298	107	17,340	3,279
30 SWISS UNION CONFERENCE . . . . .	...	...	...	...	...	...	...	...	...	...	...	...	...	...	...	...
31 French-Italian Swiss Conference . . . . .	25	1	274	2,213	25	...	4	41	...	37	16	13	...	...	2,217	690
32 German Swiss Conference . . . . .	32	3	...	2,556	26	2	10	62	1	58	40	12	13	...	2,534	208
<b>Totals . . . . .</b>	<b>57</b>	<b>4</b>	<b>274</b>	<b>4,769</b>	<b>51</b>	<b>2</b>	<b>14</b>	<b>103</b>	<b>1</b>	<b>95</b>	<b>56</b>	<b>25</b>	<b>13</b>	<b>...</b>	<b>4,751</b>	<b>898</b>



GENERAL STATISTICS BY DIVISIONS FOR 2021

Conference or Mission	Churches, Companies, and Church Membership															
	2a	2b	3a	3b	4a	4a2	4b	4c	4d	5a	5b	5c	5d	5e	6	16
	Churches	Companies	Church Attendance Average	Church Membership at Beginning of Year	Members Added					Members Subtracted					Church Membership at End of Year	Sabbath School Attendance Average
Baptisms					Former Members' Baptisms	Professions of Faith	Letters Received	Adjustments	Letters Granted	Deaths	Dropped	Missing	Adjustments			

INTER-EUROPEAN DIVISION (CONT'D)

33 INTER-EUROPEAN DIVISION	...	...	...	...	...	...	...	...	...	...	...	...	...	...	...	...
34 Austrian Union of Churches Conference	57	10	2,709	4,326	64	3	2	111	...	105	51	20	1	...	4,329	2,139
35 Bulgarian Union of Churches Conference	109	106	1,922	7,035	240	...	14	16	...	19	179	56	...	...	7,051	1,386
36 Czecho-Slovakian Union Conference	189	34	...	9,631	114	...	12	120	47	100	193	57	...	85	9,489	...
37 Franco-Belgian Union Conference	174	46	2,161	19,233	377	18	45	591	201	378	110	63	70	104	19,740	2,167
38 Italian Union of Churches Conference	107	20	...	9,368	113	1	21	265	43	259	117	53	2	55	9,325	...
39 North German Union Conference	323	18	...	18,854	237	...	26	3,732	...	3,714	314	67	38	...	18,716	...
40 Portuguese Union of Churches Conference	94	19	2,668	10,235	235	6	22	338	60	159	122	34	1	76	10,504	2,609
41 Romanian Union Conference	1,074	245	28,850	62,251	1,362	27	30	782	189	751	1,541	351	...	246	61,752	23,306
42 South German Union Conference	221	23	...	15,561	263	1	25	377	7	310	251	71	10	23	15,569	...
43 Spanish Union of Churches Conference	112	46	3,000	17,527	365	13	87	814	74	806	110	219	298	107	17,340	3,279
44 Swiss Union Conference	57	4	274	4,769	51	2	14	103	1	95	56	25	13	...	4,751	898
DIVISION TOTALS	2,517	571	41,582	178,790	3,421	71	298	7,249	622	6,696	3,044	1,016	433	696	178,566	35,782

NORTH AMERICAN DIVISION

1 ATLANTIC UNION CONFERENCE	...	...	...	...	...	...	...	...	...	...	...	...	...	...	...	...
2 Bermuda Conference	11	1	359	3,958	48	...	4	25	3	31	62	4	4	...	3,937	126
3 Greater New York Conference	161	34	4,755	32,172	694	...	174	353	28	495	194	57	69	30	32,576	1,976
4 New York Conference	64	2	939	6,012	89	...	34	111	...	104	91	9	6	4	6,032	650
5 Northeastern Conference	183	30	4,356	60,579	782	...	116	337	268	503	372	63	63	...	61,081	1,383
6 Northern New England Conference	57	6	614	5,265	71	...	18	156	...	118	57	8	...	...	5,327	349
7 Southern New England Conference	128	24	2,253	19,785	396	...	91	707	69	693	105	45	85	...	20,120	1,238
Totals	604	97	13,274	127,771	2,080	...	437	1,689	368	1,944	881	186	227	34	129,073	5,721
8 CANADA, SDA CHURCH IN	...	...	...	...	...	...	...	...	...	...	...	...	...	...	...	...
9 Alberta Conference	68	18	...	12,246	160	...	45	298	...	271	81	35	58	7	12,297	...
10 British Columbia Conference	81	17	2,143	11,080	131	...	35	244	...	204	119	120	66	18	10,963	315
11 Manitoba-Saskatchewan Conference	36	1	410	4,073	59	...	14	87	1	98	52	4	(6)	14	4,072	83
12 Maritime Conf of the SDA Church, Inc	27	3	769	1,738	25	...	3	66	...	22	20	6	...	...	1,784	468
13 Ontario Conference	133	24	464	34,931	625	...	137	429	2	395	241	63	11	39	35,375	95
14 Quebec Conference	42	13	659	8,896	259	...	34	102	2	85	49	12	58	7	9,082	369
15 SDA Church in Newfoundland and Labrador	8	3	...	507	5	...	4	7	...	5	11	1	...	...	506	...
Totals	395	79	4,445	73,471	1,264	...	272	1,233	5	1,080	573	241	187	85	74,079	1,330
16 COLUMBIA UNION CONFERENCE	...	...	...	...	...	...	...	...	...	...	...	...	...	...	...	...
17 Allegheny East Conference	139	34	2,663	32,215	270	...	59	180	236	293	202	128	13	...	32,324	1,182
18 Allegheny West Conference	58	8	1,246	17,300	250	...	42	204	(36)	247	142	31	9	...	17,331	712
19 Chesapeake Conference	72	11	1,436	16,526	307	...	129	527	...	372	113	26	2	14	16,962	670
20 Mountain View Conference	33	4	792	2,254	68	...	16	72	...	47	48	2	28	2	2,283	604
21 New Jersey Conference of SDA, Inc.	94	14	1,171	17,521	484	...	104	245	(13)	270	89	117	32	10	17,823	381
22 Ohio Conference	96	11	1,074	12,565	511	...	318	584	...	447	123	90	15	6	13,297	449
23 Pennsylvania Conference	114	6	2,227	12,719	392	...	131	257	1	231	86	21	4	6	13,152	1,217
24 Potomac Conference	145	24	6,073	37,863	643	...	141	616	...	703	230	54	96	35	38,145	3,760
Totals	751	112	16,680	148,963	2,925	...	940	2,685	188	2,610	1,033	469	199	73	151,317	8,974
25 LAKE UNION CONFERENCE	...	...	...	...	...	...	...	...	...	...	...	...	...	...	...	...
26 Illinois Conference	103	14	...	13,663	183	...	23	187	(26)	240	94	8	(1)	4	13,685	...
27 Indiana Conference	71	7	1,294	9,011	242	...	51	259	(3)	212	135	20	...	8	9,185	759
28 Lake Region Conference	102	5	...	31,355	193	...	60	52	(4)	103	79	3	(1)	27	31,445	...
29 Michigan Conference	161	24	...	26,682	417	...	48	761	(16)	758	345	52	58	...	26,679	...
30 Wisconsin Conference	63	12	1,435	7,794	188	...	28	184	(3)	181	106	20	197	6	7,681	889
Totals	500	62	2,729	88,505	1,223	...	210	1,443	(52)	1,494	759	103	253	45	88,675	1,648
31 MID-AMERICA UNION CONFERENCE	...	...	...	...	...	...	...	...	...	...	...	...	...	...	...	...
32 Central States Conference	35	19	526	9,160	71	...	12	58	8	100	34	4	...	...	9,171	290
33 Dakota Conference	44	3	1,149	3,959	34	...	10	94	...	97	65	38	59	2	3,836	777
34 Iowa-Missouri Conference	106	11	2,851	11,900	154	...	53	320	(2)	263	130	32	2	1	11,997	1,458
35 Kansas-Nebraska Conference	93	4	5,301	11,613	169	...	47	369	(5)	312	108	16	(7)	1	11,763	2,972
36 Minnesota Conference	80	12	1,875	10,666	275	...	105	296	(15)	312	81	24	7	...	10,903	652
37 Rocky Mountain Conference	103	13	4,307	17,489	226	...	81	434	(23)	459	194	45	168	...	17,341	1,353
Totals	461	62	16,008	64,787	929	...	308	1,571	(37)	1,543	612	159	229	4	65,011	7,501
38 NORTH PACIFIC UNION CONFERENCE	...	...	...	...	...	...	...	...	...	...	...	...	...	...	...	...
39 Alaska Conference	28	6	...	3,870	57	...	8	93	...	78	17	7	47	3	3,876	...
40 Idaho Conference of SDA, Inc	44	7	...	6,986	121	...	36	207	...	139	107	10	(2)	4	7,092	...
41 Montana Conference	35	4	...	4,025	48	...	4	182	...	109	40	10	27	5	4,068	...
42 Oregon Conference	134	18	...	36,589	397	...	59	717	...	779	395	42	(10)	5	36,551	...
43 Upper Columbia Conference	115	11	...	27,135	322	...	30	707	3	547	324	58	413	6	26,849	...
44 Washington Conference	92	20	...	23,974	311	...	53	563	1	567	185	76	416	8	23,650	...
Totals	448	66	...	102,579	1,256	...	190	2,469	4	2,219	1,068	203	891	31	102,086	...
45 PACIFIC UNION CONFERENCE	...	...	...	...	...	...	...	...	...	...	...	...	...	...	...	...
46 Arizona Conference	78	13	1,581	20,734	472	...	90	568	4	498	175	22	484	24	20,665	772
47 Central California Conference of SDA	131	17	6,702	34,133	438	...	34	549	4	612	308	54	275	35	33,874	2,822
48 Hawaii Conference	31	2	399	6,310	40	...	4	90	3	94	100	...	(22)	22	6,253	138

Conference or Mission	Churches, Companies, and Church Membership															
	2a	2b	3a	3b	4a	4a2	4b	4c	4d	5a	5b	5c	5d	5e	6	16
	Churches	Companies	Church Attendance Average	Church Membership at Beginning of Year	Members Added					Members Subtracted					Church Membership at End of Year	Sabbath School Attendance Average
Baptisms					Former Members' Baptisms	Professions of Faith	Letters Received	Adjustments	Letters Granted	Deaths	Dropped	Missing	Adjustments			

**NORTH AMERICAN DIVISION (CONT'D)**

49 Nevada-Utah Conference	50	7	160	10,581	193	...	18	241	2	232	64	(10)	29	16	10,704	47
50 Northern California Conference of SDA	148	16	10,466	40,699	464	...	63	774	6	824	431	56	301	61	40,333	589
51 Southeastern California Conference	150	12	2,422	69,793	689	...	146	811	5	906	493	13	1,154	80	68,798	667
52 Southern California Conference	128	24	7,222	38,541	505	...	93	455	...	612	262	11	460	13	38,236	2,368
Totals	716	91	28,950	220,791	2,801	...	448	3,488	24	3,778	1,833	146	2,681	251	218,863	7,403
53 SOUTHERN UNION CONFERENCE	...	...	...	...	...	...	...	...	...	...	...	...	...	...	...	...
54 Carolina Conference	138	32	5,353	24,351	540	...	136	741	...	675	272	127	82	8	24,604	4,471
55 Florida Conference	215	64	5,979	65,626	1,133	...	318	1,639	22	1,457	549	103	153	2	66,474	3,384
56 Georgia-Cumberland Conference	178	38	...	42,592	693	...	214	1,617	(26)	1,181	404	97	30	5	43,373	...
57 Gulf States Conference	86	10	3,660	12,954	186	...	55	318	50	204	78	212	53	58	12,958	1,025
58 Kentucky-Tennessee Conference	103	15	1,268	15,912	306	...	82	405	(3)	349	178	25	15	6	16,129	837
59 South Atlantic Conference	152	26	3,821	50,834	1,071	...	268	271	3,545	277	490	36	159	...	55,027	1,184
60 South Central Conference	149	9	11,686	38,024	325	...	192	462	986	471	444	64	3	...	39,007	2,045
61 Southeastern Conference	156	19	1,376	58,044	1,218	...	211	246	1,083	344	376	88	37	113	59,844	611
Totals	1,177	213	33,141	308,337	5,472	...	1,476	5,699	5,657	4,958	2,791	752	532	192	317,416	13,555
62 SOUTHWESTERN UNION CONFERENCE	...	...	...	...	...	...	...	...	...	...	...	...	...	...	...	...
63 Arkansas-Louisiana Conference	94	13	3,121	13,484	192	...	62	295	(19)	258	216	320	3	7	13,210	1,494
64 Oklahoma Conference	76	5	1,856	8,613	220	...	123	210	(5)	169	106	13	5	39	8,829	981
65 Southwest Region Conference	92	19	3,474	27,400	340	...	44	192	38	221	103	32	2	6,786	20,870	587
66 Texas Conference	255	66	12,770	63,210	1,348	...	336	1,556	(23)	1,371	333	150	211	20	64,342	9,537
67 Texico Conference	70	5	2,043	12,015	132	...	32	227	3	244	72	22	34	...	12,037	1,198
Totals	587	108	23,263	124,722	2,232	...	597	2,480	(6)	2,263	830	537	255	6,852	119,288	13,796
68 ATTACHED FIELD	...	...	...	...	...	...	...	...	...	...	...	...	...	...	...	...
69 Guam-Micronesia Mission	22	12	885	5,805	84	...	7	52	119	74	35	6	105	42	5,805	345
70 NORTH AMERICAN DIVISION	1	...	...	23	...	...	...	8	...	2	...	...	...	...	29	...
71 Atlantic Union Conference	604	97	13,274	127,771	2,080	...	437	1,689	368	1,944	881	186	227	34	129,073	5,721
72 Canada, SDA Church in	395	79	4,445	73,471	1,264	...	272	1,233	5	1,080	573	241	187	85	74,079	1,330
73 Columbia Union Conference	751	112	16,680	148,963	2,925	...	940	2,685	188	2,610	1,033	469	199	73	151,317	8,974
74 Lake Union Conference	500	62	2,729	88,505	1,223	...	210	1,443	(52)	1,494	759	103	253	45	88,675	1,648
75 Mid-America Union Conference	461	62	16,008	64,787	929	...	308	1,571	(37)	1,543	612	159	229	4	65,011	7,501
76 North Pacific Union Conference	448	66	...	102,579	1,256	...	190	2,469	4	2,219	1,068	203	891	31	102,086	...
77 Pacific Union Conference	716	91	28,950	220,791	2,801	...	448	3,488	24	3,778	1,833	146	2,681	251	218,863	7,403
78 Southern Union Conference	1,177	213	33,141	308,337	5,472	...	1,476	5,699	5,657	4,958	2,791	752	532	192	317,416	13,555
79 Southwestern Union Conference	587	108	23,263	124,722	2,232	...	597	2,480	(6)	2,263	830	537	255	6,852	119,288	13,796
80 Attached Field	22	12	885	5,805	84	...	7	52	119	74	35	6	105	42	5,805	345
DIVISION TOTALS	5,662	902	139,373	1,265,754	20,266	...	4,885	22,817	6,270	21,965	10,415	2,802	5,559	7,609	1,271,642	60,271

**NORTHERN ASIA-PACIFIC DIVISION**

1 JAPAN UNION CONFERENCE	...	...	...	...	...	...	...	...	...	...	...	...	...	...	...	...
2 East Japan Conference	54	21	2,397	7,868	66	...	4	156	1	126	78	3	1	1	7,886	1,756
3 Okinawa Mission	14	5	454	2,042	15	...	13	28	...	28	34	2	...	2	2,032	234
4 West Japan Conference	30	22	1,236	5,101	48	...	11	84	...	82	51	6	1	...	5,104	1,015
Totals	98	48	4,086	15,011	129	...	28	268	1	236	163	11	2	3	15,022	3,005
5 KOREAN UNION CONFERENCE	...	...	...	...	...	...	...	...	...	...	...	...	...	...	...	...
6 East Central Korean Conference	155	42	11,266	82,355	725	...	...	268	...	522	413	1	...	...	82,412	9,487
7 Jeju Region	8	3	332	1,183	29	...	...	2	...	12	5	...	...	...	1,197	280
8 Midwest Korean Conference	131	16	6,433	32,164	196	...	...	430	...	270	752	...	...	...	31,768	4,373
9 North Korean Mission*	26	...	...	866	...	...	...	...	...	...	...	...	...	...	866	...
10 Southeast Korean Conference	123	29	5,188	34,953	227	...	3	408	...	484	388	4	...	...	34,715	4,528
11 Southwest Korean Conference	89	24	4,414	22,837	221	...	...	94	...	176	84	...	...	...	22,892	3,212
12 West Central Korean Conference	164	23	11,816	87,808	596	...	4	348	...	362	1,753	...	...	...	86,641	7,136
Totals	696	137	39,447	262,166	1,994	...	7	1,550	...	1,826	3,395	5	...	...	260,491	29,014

\*As last reported in 1959.

13 ATTACHED FIELDS

14 Mongolia Mission	6	5	617	3,085	35	...	...	...	...	...	8	...	...	...	3,112	586
15 Taiwan Conference	58	28	3,323	6,993	48	...	3	10	51	7	23	1	...	35	7,039	2,664
Totals	64	33	3,940	10,078	83	...	3	10	51	7	31	1	...	35	10,151	3,250

16 NORTHERN ASIA-PACIFIC DIVISION

17 Japan Union Conference	98	48	4,086	15,011	129	...	28	268	1	236	163	11	2	3	15,022	3,005
18 Korean Union Conference	696	137	39,447	262,166	1,994	...	7	1,550	...	1,826	3,395	5	...	...	260,491	29,014
19 Attached Fields	64	33	3,940	10,078	83	...	3	10	51	7	31	1	...	35	10,151	3,250
DIVISION TOTALS	858	218	47,472	287,255	2,206	...	38	1,828	52	2,069	3,589	17	2	38	285,664	35,268

## GENERAL STATISTICS BY DIVISIONS FOR 2021

Conference or Mission	Churches, Companies, and Church Membership															
	2a	2b	3a	3b	4a	4a2	4b	4c	4d	5a	5b	5c	5d	5e	6	16
	Churches	Companies	Church Attendance Average	Church Membership at Beginning of Year	Members Added					Members Subtracted					Church Membership at End of Year	Sabbath School Attendance Average
Baptisms					Former Members' Baptisms	Professions of Faith	Letters Received	Adjustments	Letters Granted	Deaths	Dropped	Missing	Adjustments			
<b>SOUTH AMERICAN DIVISION</b>																
1 ARGENTINA UNION CONFERENCE	...	...	...	...	...	...	...	...	...	...	...	...	...	...	...	...
2 Buenos Aires Conference	110	33	1,985	20,066	580	68	18	578	1	624	95	225	183	25	20,159	1,627
3 Central Argentine Conference	146	93	2,449	23,888	600	68	19	771	6	686	154	141	7	10	24,354	1,925
4 Central West Argentine Mission	49	39	1,866	10,107	264	47	2	170	...	185	47	87	28	5	10,238	1,529
5 North Argentine Conference	132	123	4,017	24,723	930	173	7	577	2	543	96	220	303	33	25,217	3,438
6 North Buenos Aires Mission	65	21	2,608	12,687	392	57	12	399	3	486	78	105	95	4	12,782	2,099
7 Northwest Argentine Mission	56	46	2,174	13,615	432	52	11	253	...	265	78	34	68	9	13,909	1,485
8 South Argentine Conference	87	59	4,114	13,963	433	113	5	423	1	397	108	303	17	2	14,111	3,032
Totals	645	414	19,212	119,049	3,631	578	74	3,171	13	3,186	656	1,115	701	88	120,770	15,133
9 BOLIVIA UNION MISSION	...	...	...	...	...	...	...	...	...	...	...	...	...	...	...	...
10 Central Bolivia Mission	145	134	11,742	28,332	3,349	215	524	1,076	...	1,059	185	84	1,515	66	30,587	7,790
11 East Bolivia Mission	135	172	12,370	34,776	3,770	157	137	1,393	3	1,360	75	103	3,240	61	35,397	9,312
12 West Bolivia Mission	232	367	22,353	62,879	6,307	129	390	1,530	1	1,587	299	9	8,995	121	60,225	15,239
Totals	512	673	46,464	125,987	13,426	501	1,051	3,999	4	4,006	559	196	13,750	248	126,209	32,341
13 CENTRAL BRAZIL UNION CONFERENCE	...	...	...	...	...	...	...	...	...	...	...	...	...	...	...	...
14 Central Sao Paulo Conference	168	134	5,858	37,955	1,590	418	74	2,485	12	2,445	351	1,006	505	40	38,187	3,492
15 East Sao Paulo Conference	151	93	5,272	40,311	1,403	493	39	1,549	9	1,857	339	675	522	50	40,361	3,369
16 Sao Paulo Conference	157	92	8,512	38,880	1,249	307	64	1,452	7	1,751	282	468	390	40	39,028	5,224
17 Sao Paulo Valley Conference	163	114	7,545	32,676	1,289	377	46	1,466	1	1,451	326	1,060	275	27	32,716	5,031
18 South Sao Paulo Conference	145	61	17,679	40,916	1,250	319	38	1,336	4	1,494	251	640	188	23	41,267	11,447
19 Southeast Sao Paulo Conference	83	49	8,614	20,588	1,019	253	30	1,007	...	1,165	177	337	80	12	21,126	6,356
20 Southwest Sao Paulo Conference	199	104	5,294	37,555	1,187	385	73	2,047	3	2,029	334	1,090	603	24	37,170	3,685
21 West Sao Paulo Conference	195	124	7,564	34,803	1,013	326	27	1,092	1	1,021	393	329	747	54	34,718	5,788
Totals	1,261	771	66,338	283,684	10,000	2,878	391	12,434	37	13,213	2,453	5,605	3,310	270	284,573	44,389
22 CHILE UNION MISSION	...	...	...	...	...	...	...	...	...	...	...	...	...	...	...	...
23 Central Chile Mission	59	32	2,598	7,089	279	46	45	258	...	222	57	25	35	1	7,377	2,307
24 Central South Chile Conference	136	48	7,821	20,231	504	81	141	723	1	675	113	49	123	9	20,712	6,572
25 Metropolitan Chile Conference	101	17	6,280	17,375	495	67	97	351	...	418	86	33	852	11	16,985	5,275
26 North Chile Conference	82	35	3,907	13,833	592	52	59	494	...	513	75	24	1,165	4	13,249	3,210
27 Pacific Chile Mission	98	53	4,730	12,781	575	74	73	358	...	372	109	64	97	1	13,218	4,094
28 South Austral Chile Conference	153	87	6,217	21,877	827	130	138	660	13	507	166	158	294	33	22,487	5,734
29 South Metropolitan Chile Mission	80	20	2,459	10,860	396	38	70	203	...	235	95	25	406	7	10,799	2,024
Totals	709	292	34,009	104,046	3,668	488	623	3,047	14	2,942	701	378	2,972	66	104,827	29,215
30 EAST BRAZIL UNION MISSION	...	...	...	...	...	...	...	...	...	...	...	...	...	...	...	...
31 Bahia Conference	240	209	15,034	43,663	2,319	503	85	2,007	4	2,261	327	2,150	2,118	68	41,657	12,732
32 Central Bahia Conference	201	351	15,274	39,096	2,138	360	45	1,570	9	1,651	220	1,327	554	113	39,353	14,738
33 North Bahia Conference	149	325	14,082	31,103	2,433	344	44	1,476	2	1,365	227	1,741	814	65	31,190	12,990
34 Sergipe Mission	123	184	10,625	27,493	2,487	387	58	1,041	2	1,071	124	1,417	912	13	27,931	9,073
35 South Bahia Conference	238	272	18,281	36,769	2,724	537	138	2,027	6	1,935	342	1,180	2,859	171	35,714	17,051
36 Southwest Bahia Mission	195	277	11,535	34,692	2,346	313	80	1,476	3	1,353	217	1,808	1,750	84	33,698	10,130
Totals	1,146	1,618	84,830	212,816	14,447	2,444	450	9,597	26	9,636	1,457	9,623	9,007	514	209,543	76,713
37 ECUADOR UNION MISSION	...	...	...	...	...	...	...	...	...	...	...	...	...	...	...	...
38 North Ecuador Mission	167	166	8,422	27,828	2,139	107	67	1,221	4	1,206	67	835	926	170	28,162	6,980
39 South Ecuador Mission	151	171	9,866	26,586	1,775	210	75	1,875	1	1,897	204	854	1,159	64	26,344	7,515
Totals	318	337	18,288	54,414	3,914	317	142	3,096	5	3,103	271	1,689	2,085	234	54,506	14,494
40 NORTH BRAZIL UNION MISSION	...	...	...	...	...	...	...	...	...	...	...	...	...	...	...	...
41 Maranhao Conference	260	252	19,236	49,885	7,405	672	100	1,719	2	1,879	308	5,677	1,675	394	49,850	16,991
42 North Para Conference	273	229	13,135	36,711	2,676	746	67	2,354	5	2,433	195	1,908	1,030	42	36,951	11,269
43 Northeast Maranhao Mission	294	267	19,140	50,653	7,863	858	167	2,229	4	2,175	280	4,701	1,080	343	53,195	17,859
44 Para-Amapa Mission	241	168	12,698	37,064	5,376	767	162	3,080	11	2,106	167	2,834	3,119	125	38,109	10,939
45 South Maranhao Conference	352	227	19,446	54,433	6,709	946	121	2,165	10	2,137	258	2,767	2,252	166	56,804	17,699
46 South Para Conference	322	228	16,536	52,417	5,377	837	101	2,846	10	2,766	188	2,162	2,871	42	53,559	14,800
47 West Para Mission	202	205	11,408	43,102	3,504	502	146	2,871	4	3,950	209	2,274	2,690	192	40,814	10,351
Totals	1,944	1,576	111,597	324,265	38,910	5,328	864	17,264	46	17,446	1,605	22,323	14,717	1,304	329,282	99,907
48 NORTH PERU UNION MISSION	...	...	...	...	...	...	...	...	...	...	...	...	...	...	...	...
49 East Central Peru Conference	175	154	9,349	33,143	2,010	232	87	876	4	974	442	2,897	1,209	187	30,643	6,676
50 North Pacific Conference	377	534	26,214	52,840	3,409	1,009	86	1,485	16	1,456	855	4,658	1,394	114	50,368	20,970
51 North Peru Mission	385	518	26,539	54,879	4,326	1,307	127	1,087	4	1,097	677	5,024	2,455	160	52,317	23,385
52 Northeast Peru Mission	274	333	20,992	40,194	3,705	1,301	70	986	3	899	468	6,613	612	26	37,641	17,712
53 West Central Peru Mission	231	172	7,675	33,598	2,197	446	146	876	6	934	687	3,265	2,124	105	30,154	6,270
Totals	1,442	1,711	90,768	214,654	15,647	4,295	516	5,310	33	5,360	3,129	22,457	7,794	592	201,123	75,013
54 NORTHEAST BRAZIL UNION MISSION	...	...	...	...	...	...	...	...	...	...	...	...	...	...	...	...
55 Alagoas Mission	160	162	7,551	27,225	1,725	315	101	1,708	22	1,712	124	770	1,012	78	27,400	6,158
56 Ceara Conference	250	363	14,245	49,473	3,894	702	146	2,054	7	2,065	138	886	4,697	183	48,307	13,081
57 Central Pernambuco Conference	227	273	11,977	37,125	3,042	596	69	2,503	20	2,428	193	2,041	534	153	38,006	9,553
58 Northeast Brazil Mission	219	300	10,497	40,224	2,937	551	77	1,394	5	1,307	177	1,321	715	73	41,595	8,462

# STATISTICAL REPORT FOR 2021

Conference or Mission	Churches, Companies, and Church Membership															
1	2a	2b	3a	3b	4a	4a2	4b	4c	4d	5a	5b	5c	5d	5e	6	16
Conference or Mission	Churches	Companies	Church Attendance Average	Church Membership at Beginning of Year	Members Added					Members Subtracted					Church Membership at End of Year	Sabbath School Attendance Average
					Baptisms	Former Members' Baptisms	Professions of Faith	Letters Received	Adjustments	Letters Granted	Deaths	Dropped	Missing	Adjustments		

## SOUTH AMERICAN DIVISION (CONT'D)

59 Pernambuco Conference	183	184	7,102	31,908	1,456	305	47	1,372	...	1,414	189	1,199	535	62	31,689	5,641
60 Piaui Mission	105	183	5,500	17,827	1,518	265	77	720	5	717	69	380	412	109	18,725	6,107
Totals	1,144	1,465	56,871	203,782	14,572	2,734	517	9,751	59	9,643	890	6,597	7,905	658	205,722	49,001
61 NORTHWEST BRAZIL UNION MISSION	...	...	...	...	...	...	...	...	...	...	...	...	...	...	...	...
62 Amazonas-Roraima Conference	410	442	24,077	68,141	7,042	1,532	81	3,816	7	3,910	373	6,311	2,076	90	67,859	20,620
63 Central Amazon Conference	231	181	11,243	47,849	4,640	1,102	83	2,376	6	2,562	281	2,519	1,509	57	49,128	10,478
64 North Rondonia and Acre Conference	229	156	10,271	35,751	2,533	648	53	1,752	11	1,893	257	2,330	1,183	28	35,057	9,725
65 South Rondonia Conference	144	101	5,927	20,300	908	261	33	1,264	5	1,255	168	468	310	24	20,546	5,246
Totals	1,014	880	51,517	172,041	15,123	3,543	250	9,208	29	9,620	1,079	11,628	5,078	199	172,590	46,068
66 PARAGUAY UNION OF CHURCHES MISS	77	86	3,662	13,497	938	97	25	649	2	659	44	188	109	17	14,191	3,241
67 SOUTH BRAZIL UNION CONFERENCE	...	...	...	...	...	...	...	...	...	...	...	...	...	...	...	...
68 Central Parana Conference	143	74	10,493	23,583	850	243	65	1,502	4	1,462	249	1,019	389	26	23,102	7,884
69 Central Rio Grande do Sul Conference	130	99	6,633	17,170	933	224	58	999	5	1,014	202	953	380	27	16,813	4,724
70 North Parana Conference	152	105	10,633	23,162	792	181	40	1,586	3	1,488	283	1,077	268	22	22,626	9,300
71 North Rio Grande do Sul Conference	150	90	6,150	20,919	999	316	65	850	8	854	246	921	1,331	13	19,792	4,783
72 North Santa Catarina Conference	132	71	8,202	15,810	686	205	19	1,288	4	988	131	459	177	4	16,253	7,484
73 Rio Grande do Sul Conference	134	98	6,379	17,579	694	254	32	899	...	939	297	915	876	21	16,410	4,954
74 Santa Catarina Conference	151	99	8,438	21,288	985	342	74	1,877	8	1,561	183	1,191	292	15	21,332	6,654
75 South Parana Conference	132	100	9,085	19,164	743	250	27	1,301	7	1,256	214	629	318	17	19,058	6,469
76 West Parana Conference	118	101	5,992	15,283	732	226	45	864	3	784	165	486	314	6	15,398	5,225
Totals	1,242	837	72,004	173,958	7,414	2,241	425	11,166	42	10,346	1,970	7,650	4,345	151	170,784	57,474
77 SOUTH PERU UNION MISSION	...	...	...	...	...	...	...	...	...	...	...	...	...	...	...	...
78 Central Andina Mission	175	216	7,533	21,654	1,933	159	33	405	3	373	82	299	161	117	23,155	5,978
79 Central Peru Conference	97	49	5,846	14,072	760	142	34	319	6	366	101	95	419	13	14,339	4,208
80 Central South Peru Mission	137	114	3,911	17,348	1,387	263	23	381	...	369	109	122	258	8	18,536	3,215
81 East Peru Mission	168	158	10,220	28,578	3,024	194	23	553	...	505	73	367	113	24	31,290	8,333
82 Lake Titicaca Mission	269	440	15,181	47,298	2,865	324	126	610	2	631	164	220	638	35	49,537	11,591
83 South Peru Mission	200	193	10,258	35,824	2,876	435	163	444	1	417	158	168	1,373	12	37,615	8,042
84 Southeast Peru Mission	143	289	11,909	35,173	3,020	224	25	987	6	986	54	123	5,885	78	32,309	7,862
Totals	1,189	1,459	64,857	199,947	15,865	1,741	427	3,699	18	3,647	741	1,394	8,847	287	206,781	49,229
85 SOUTHEAST BRAZIL UNION CONF.	...	...	...	...	...	...	...	...	...	...	...	...	...	...	...	...
86 Central Minas Conference	127	102	5,605	22,192	1,074	315	46	1,162	10	1,310	173	543	176	23	22,574	4,546
87 East Minas Conference	131	123	6,350	21,202	1,058	205	69	1,332	7	843	240	497	458	18	21,817	5,843
88 Espirito Santo Conference	201	106	8,167	28,886	1,375	462	43	1,504	4	1,487	233	757	389	40	29,368	7,201
89 North Minas Mission	94	123	5,818	16,328	1,319	204	37	737	3	712	129	703	169	67	16,848	5,108
90 Rio de Janeiro Conference	108	53	5,556	17,747	633	222	16	657	5	750	195	444	29	31	17,831	4,251
91 Rio Fluminense Conference	128	116	8,567	21,317	854	286	17	1,115	2	1,126	266	438	508	22	21,231	6,856
92 South Espirito Santo Conference	219	90	10,227	29,433	1,191	369	37	3,442	6	3,426	243	962	1,902	87	27,858	8,556
93 South Minas Conference	138	156	7,874	24,824	1,038	262	33	1,157	1	1,431	230	703	2,974	189	21,788	6,529
94 South Rio Conference	210	103	9,871	28,918	1,279	317	21	1,384	10	1,490	354	810	221	24	29,030	8,260
95 West Minas Mission	67	84	3,004	12,530	685	216	15	720	2	588	105	274	187	14	13,000	2,385
Totals	1,423	1,056	71,036	223,377	10,506	2,858	334	13,210	50	13,163	2,168	6,131	7,013	515	221,345	59,532
96 URUGUAY UNION OF CHURCHES MISS.	60	51	1,133	7,140	237	36	6	172	1	170	41	67	(1)	3	7,312	993
97 WEST CENTRAL BRAZIL UNION MISS	...	...	...	...	...	...	...	...	...	...	...	...	...	...	...	...
98 Central Brazil Conference	188	173	7,278	29,113	1,484	418	79	1,494	3	1,400	176	478	304	30	30,203	5,963
99 Central Planalto Conference	183	130	10,904	33,708	1,766	352	51	1,807	2	1,863	160	821	859	53	33,930	8,075
100 East Mato Grosso Conference	98	72	7,075	15,543	585	167	31	1,214	6	1,319	151	250	272	18	15,536	5,657
101 South Mato Grosso Conference	147	125	9,428	23,012	1,095	301	50	1,392	11	1,324	215	444	399	17	23,462	7,469
102 Tocantins Mission	80	136	5,534	14,672	1,066	197	18	916	5	728	137	640	258	48	15,063	5,249
103 West Mato Grosso Mission	117	123	7,822	19,488	1,561	320	66	1,225	3	1,153	166	313	222	9	20,800	6,321
Totals	813	759	48,039	135,536	7,557	1,755	295	8,048	30	7,787	1,005	2,946	2,314	175	138,994	38,733
104 ATTACHED FIELD	...	...	...	...	...	...	...	...	...	...	...	...	...	...	...	...
105 Falkland Islands (Malvinas) Field Station	...	1	2	8	...	...	...	...	...	...	...	...	...	...	8	2
106 SOUTH AMERICAN DIVISION	...	...	...	...	...	...	...	...	...	...	...	...	...	...	...	...
107 Argentina Union Conference	645	414	19,212	119,049	3,631	578	74	3,171	13	3,186	656	1,115	701	88	120,770	15,133
108 Bolivia Union Mission	512	673	46,464	125,987	13,426	501	1,051	3,999	4	4,006	559	196	13,750	248	126,209	32,341
109 Central Brazil Union Conference	1,261	771	66,338	283,684	10,000	2,878	391	12,434	37	13,213	2,453	5,605	3,310	270	284,573	44,389
110 Chile Union Mission	709	292	34,009	104,046	3,668	488	623	3,047	14	2,942	701	378	2,972	66	104,827	29,215
111 East Brazil Union Mission	1,146	1,618	84,830	212,816	14,447	2,444	450	9,597	26	9,636	1,457	9,623	9,007	514	209,543	76,713
112 Ecuador Union Mission	318	337	18,288	54,414	3,914	317	142	3,096	5	3,103	271	1,689	2,085	234	54,506	14,494
113 North Brazil Union Mission	1,944	1,576	111,597	324,265	38,910	5,328	864	17,264	46	17,446	1,605	22,323	14,717	1,304	329,282	99,907
114 North Peru Union Mission	1,442	1,711	90,768	214,654	15,647	4,295	516	5,310	33	5,360	3,129	22,457	7,794	592	201,123	75,013
115 Northeast Brazil Union Mission	1,144	1,465	56,871	203,782	14,572	2,734	517	9,751	59	9,643	890	6,597	7,905	658	205,722	49,001
116 Northwest Brazil Union Mission	1,014	880	51,517	172,041	15,123	3,543	250	9,208	29	9,620	1,079	11,628	5,078	199	172,590	46,068
117 Paraguay Union of Churches Mission	77	86	3,662	13,497	938	97	25	649	2	659	44	188	109	17	14,191	3,241

GENERAL STATISTICS BY DIVISIONS FOR 2021

Conference or Mission	Churches, Companies, and Church Membership															
	2a	2b	3a	3b	4a	4a2	4b	4c	4d	5a	5b	5c	5d	5e	6	16
	Churches	Companies	Church Attendance Average	Church Membership at Beginning of Year	Members Added					Members Subtracted					Church Membership at End of Year	Sabbath School Attendance Average
Baptisms					Former Members' Baptisms	Professions of Faith	Letters Received	Adjustments	Letters Granted	Deaths	Dropped	Missing	Adjustments			

SOUTH AMERICAN DIVISION (CONT'D)

118 South Brazil Union Conference.....	1,242	837	72,004	173,958	7,414	2,241	425	11,166	42	10,346	1,970	7,650	4,345	151	170,784	57,474
119 South Peru Union Mission.....	1,189	1,459	64,857	199,947	15,865	1,741	427	3,699	18	3,647	741	1,394	8,847	287	206,781	49,229
120 Southeast Brazil Union Conference.....	1,423	1,056	71,036	223,377	10,506	2,858	334	13,210	50	13,163	2,168	6,131	7,013	515	221,345	59,532
121 Uruguay Union of Churches Mission.....	60	51	1,133	7,140	237	36	6	172	1	170	41	67	(1)	3	7,312	993
122 West Central Brazil Union Mission.....	813	759	48,039	135,536	7,557	1,755	295	8,048	30	7,787	1,005	2,946	2,314	175	138,994	38,733
123 Attached Field.....	1	1	2	8	...	...	...	...	...	...	...	...	...	...	8	2
DIVISION TOTALS.....	14,939	13,986	840,623	2,568,201	175,855	31,834	6,390	113,821	409	113,927	18,769	99,987	89,946	5,321	2,568,560	691,474

SOUTH PACIFIC DIVISION

1 AUSTRALIAN UNION CONFERENCE.....	...	...	...	...	...	...	...	...	...	...	...	...	...	...	...	...
2 Greater Sydney Conference.....	67	16	...	9,807	64	1	12	172	1	213	44	...	...	7	9,793	...
3 North New South Wales Conference.....	68	13	...	12,294	175	1	15	479	3	412	112	21	...	8	12,414	...
4 Northern Australian Conference.....	25	10	...	2,777	33	2	7	68	...	64	16	2	...	1	2,804	...
5 South Australian Conference.....	29	6	...	3,098	53	...	4	133	5	108	19	3	...	3	3,160	...
6 South New South Wales Conference.....	31	9	...	2,952	26	...	3	72	...	65	14	3	...	3	2,968	...
7 South Queensland Conference.....	84	14	...	12,583	244	1	50	583	15	506	113	17	(1)	15	12,826	...
8 Tasmanian Conference.....	11	4	...	1,246	24	2	4	44	2	31	6	...	...	2	1,283	...
9 Victorian Conference.....	85	24	...	11,638	206	6	41	353	1	318	131	16	293	26	11,461	...
10 Western Australian Conference.....	40	18	...	6,717	110	1	7	138	6	116	51	6	...	3	6,803	...
Totals.....	440	114	...	63,112	935	14	143	2,042	33	1,833	506	68	292	68	63,512	...

11 NEW ZEALAND PACIFIC UNION CONF.....	...	...	...	...	...	...	...	...	...	...	...	...	...	...	...	...
12 Cook Islands Mission.....	14	2	642	995	25	2	3	9	...	1	3	...	...	...	1,030	476
13 French Polynesia Mission.....	44	19	637	5,274	70	...	9	16	...	29	30	51	...	...	5,259	416
14 New Caledonia Mission.....	6	4	355	1,096	6	...	...	...	...	...	4	...	...	...	1,098	290
15 North New Zealand Conference.....	65	23	2,718	11,251	166	2	27	199	...	179	82	6	...	...	11,378	1,533
16 Pitcairn Field Station.....	1	...	35	...	...	...	...	...	...	...	...	...	...	...	35	...
17 South New Zealand Conference.....	22	...	1,234	2,386	45	...	10	62	...	60	11	6	1	1	2,424	698
Totals.....	152	48	5,585	21,037	312	4	49	286	...	269	130	63	1	1	21,224	3,412

18 PAPUA NEW GUINEA UNION MISSION.....	...	...	...	...	...	...	...	...	...	...	...	...	...	...	...	...
19 Bougainville Mission.....	55	121	5,864	9,266	245	...	62	22	...	8	30	350	614	...	8,593	5,504
20 Central Papua Conference.....	131	213	12,926	68,881	1,197	...	117	190	...	184	234	136	3,101	...	66,730	13,170
21 Eastern Highlands Simbu Mission.....	249	695	74,697	96,814	2,700	...	1,252	428	...	485	662	517	3,187	...	96,343	69,340
22 Madang Manus Mission.....	63	145	...	15,306	296	...	51	16	...	14	39	7	140	...	15,469	...
23 Morobe Mission.....	84	272	10,673	29,207	811	...	2,434	26	...	26	67	100	1,080	...	31,205	9,594
24 New Britain New Ireland Mission.....	109	184	12,881	16,901	1,028	...	133	86	...	80	109	57	298	...	17,604	11,436
25 Northern and Milne Bay Mission.....	48	198	2,014	15,166	1,271	...	57	28	...	31	121	837	1,255	...	14,278	1,724
26 Sepik Mission.....	73	215	14,065	17,665	1,043	...	611	43	...	26	86	282	868	...	18,100	14,670
27 South West Papua Mission.....	26	92	6,485	14,164	785	...	122	10	...	5	30	38	228	...	14,780	6,477
28 Western Highlands Mission.....	269	1,026	123,807	107,310	3,572	...	459	483	...	255	390	748	2,216	...	108,215	107,788
Totals.....	1,107	3,161	263,410	390,680	12,948	...	5,298	1,332	...	1,114	1,768	3,072	12,987	...	391,317	239,702

29 TRANS PACIFIC UNION MISSION.....	1	...	45	122	6	5	...	...	...	...	...	...	...	...	133	36
30 American Samoa Mission.....	10	8	299	1,980	178	11	...	4	...	9	12	1	...	...	2,151	370
31 Fiji Mission.....	172	90	4,356	29,917	373	...	12	4	...	4	18	1	304	...	29,979	2,614
32 Kiribati Mission.....	20	7	1,640	3,032	71	...	...	...	...	...	15	...	...	...	3,088	957
33 Niue Field Station.....	...	1	17	34	...	...	...	...	...	...	...	...	...	...	34	18
34 Samoa-Tokelau Mission.....	39	28	2,968	9,639	796	...	66	102	...	48	30	44	347	...	10,134	2,372
35 Solomon Islands Mission.....	210	395	3,887	58,393	1,377	68	260	30	...	65	55	4	8	...	59,996	2,878
36 Tonga Mission.....	16	18	888	3,880	41	...	...	...	...	1	2	...	...	...	3,918	866
37 Tuvalu Region.....	1	3	95	366	3	...	...	...	...	9	3	...	...	...	357	70
38 Vanuatu Mission.....	90	221	3,324	27,676	327	46	156	67	162	24	30	320	1,287	26	26,747	2,957
Totals.....	559	771	17,518	135,039	3,172	130	494	207	162	160	165	370	1,946	26	136,537	13,137

Note—Statistics for Nauru Attached Church are on the Trans Pacific Union row.

39 SOUTH PACIFIC DIVISION.....	...	...	...	...	...	...	...	...	...	...	...	...	...	...	...	...
40 Australian Union Conference.....	440	114	...	63,112	935	14	143	2,042	33	1,833	506	68	292	68	63,512	...
41 New Zealand Pacific Union Conference.....	152	48	5,585	21,037	312	4	49	286	...	269	130	63	1	1	21,224	3,412
42 Papua New Guinea Union Mission.....	1,107	3,161	263,410	390,680	12,948	...	5,298	1,332	...	1,114	1,768	3,072	12,987	...	391,317	239,702
43 Trans Pacific Union Mission.....	559	771	17,518	135,039	3,172	130	494	207	162	160	165	370	1,946	26	136,537	13,137
DIVISION TOTALS.....	2,258	4,094	286,512	609,868	17,367	148	5,984	3,867	195	3,376	2,569	3,573	15,226	95	612,590	256,250

SOUTHERN AFRICA-INDIAN OCEAN DIVISION

1 BOTSWANA UNION CONFERENCE.....	...	...	...	...	...	...	...	...	...	...	...	...	...	...	...	...
2 North Botswana Conference.....	93	56	4	25,537	...	3	...	1	...	...	22	...	21	...	25,498	...
3 South Botswana Conference.....	73	31	3,549	22,056	18	...	15	76	...	92	38	17	...	...	22,018	3,424
Totals.....	166	87	3,553	47,593	18	3	15	77	...	92	60	17	21	...	47,516	3,424
4 INDIAN OCEAN UNION CONFERENCE.....	...	...	...	...	...	...	...	...	...	...	...	...	...	...	...	...
5 Central Malagasy Conference.....	391	272	15,073	53,614	3,092	6	106	307	...	341	110	62	148	...	56,464	16,201

# STATISTICAL REPORT FOR 2021

Conference or Mission	Churches, Companies, and Church Membership															
1	2a	2b	3a	3b	4a	4a2	4b	4c	4d	5a	5b	5c	5d	5e	6	16
Conference or Mission	Churches	Companies	Church Attendance Average	Church Membership at Beginning of Year	Members Added					Members Subtracted					Church Membership at End of Year	Sabbath School Attendance Average
					Baptisms	Former Members' Baptisms	Professions of Faith	Letters Received	Adjustments	Letters Granted	Deaths	Dropped	Missing	Adjustments		
<b>SOUTHERN AFRICA-INDIAN OCEAN DIVISION (CONT'D)</b>																
6 East Malagasy Conference	192	226	3,201	25,715	3,213	...	8	55	...	30	14	18	31	...	28,898	4,500
7 Mauritius Conference	34	4	924	5,296	21	...	2	19	5	12	26	5	...	5	5,295	676
8 Mayotte Field Station	1	...	35	119	1	...	...	...	...	4	...	...	...	...	116	30
9 North Malagasy Conference	219	266	...	48,903	6,355	2	7	95	...	104	43	7	39	...	55,169	...
10 North West Malagasy Conference	169	222	17,307	26,886	744	...	1	3	...	3	2	5	...	...	27,624	16,153
11 Reunion Conference	17	2	239	1,299	14	...	...	5	3	13	5	9	2	...	1,292	201
12 Seychelles Mission	8	3	203	1,142	27	1	1	32	...	32	7	1	...	4	1,159	175
13 South East Malagasy Conference	153	154	11,300	23,810	2,625	...	3	75	16	114	66	373	162	775	25,039	12,406
14 South West Malagasy Conference	51	64	6,236	11,753	1,305	4	...	33	204	23	2	5	...	970	12,299	5,417
Totals	1,235	1,213	54,515	198,537	17,397	13	128	624	228	676	275	485	382	1,754	213,355	55,758
<b>15 MALAWI UNION CONFERENCE</b>																
16 Central Malawi Conference	391	623	35,774	106,471	9,639	...	22	1,089	...	1,535	325	1,157	262	451	113,491	34,745
17 North Malawi Conference	239	504	38,784	107,483	3,462	627	174	182	...	172	127	155	343	...	111,131	26,098
18 South Malawi Conference	1,026	925	117,452	406,162	8,903	1,215	218	1,107	80	898	684	248	231	10	415,614	106,124
Totals	1,656	2,052	192,010	620,116	22,004	1,842	414	2,378	80	2,605	1,136	1,560	836	461	640,236	166,967
<b>19 MOZAMBIQUE UNION MISSION</b>																
20 Central Mission	115	744	14,971	93,484	4,351	...	3	2	1	...	37	129	3,297	1,091	93,287	12,954
21 North Mission	815	670	66,800	226,499	6,983	17	96	...	...	...	103	3,165	12,308	...	218,019	66,635
22 North-East Mission	34	101	4,847	16,977	867	...	...	...	...	...	35	29	140	...	17,640	4,088
23 South Mission	90	126	12,504	34,575	1,384	5	4	44	...	55	39	16	14	...	35,888	12,295
Totals	1,054	1,641	99,121	371,535	13,585	25	102	45	...	92	306	6,507	13,553	...	364,834	95,971
<b>24 NORTH-EASTERN ANGOLA UNION MISSION</b>																
25 Angola East Mission	171	342	31,988	66,616	6,042	116	205	165	...	217	172	201	1	...	72,553	25,770
26 Angola North Mission	166	149	48,715	74,512	6,014	202	82	227	...	311	307	311	...	...	80,108	40,555
27 Angola North-Eastern Mission	180	328	20,963	42,886	4,140	137	...	85	...	74	112	138	5	...	46,919	20,213
28 Angola South Luanda and Cabinda Mission	165	115	42,126	76,636	6,603	182	14	408	...	186	367	321	42	...	82,927	45,054
Totals	682	934	143,791	260,650	22,799	637	301	885	...	788	958	971	48	...	282,507	131,590
<b>29 NORTHERN ZAMBIA UNION CONF</b>																
30 Copperbelt Zambia Conference	587	462	59,253	185,456	9,211	...	26	2,472	...	2,147	486	514	...	...	194,018	42,504
31 Luapula Zambia Conference	346	323	35,660	83,428	7,029	...	27	845	...	744	186	171	9	...	90,219	39,106
32 Midlands East Zambia Conference	296	240	16,060	97,263	9,492	...	32	1,015	...	1,115	193	272	...	93	106,129	13,842
33 Midlands West Zambia Conference	370	348	59,584	147,774	14,530	...	11	2,982	...	2,732	352	740	19	...	161,454	52,579
34 North Zambia Field	393	397	56,286	102,958	7,713	...	31	1,500	...	1,672	188	279	698	...	109,365	55,812
35 Northwest Zambia Conference	137	158	12,799	44,279	2,877	...	3	1,035	...	892	119	51	...	340	46,792	9,774
Totals	2,129	1,928	239,641	661,158	50,852	...	130	9,849	...	9,302	1,524	2,027	726	433	707,977	213,616
<b>36 SOUTHERN AFRICA UNION CONF</b>																
37 Cape Conference	507	129	...	45,789	367	3	10	124	149	116	71	...	...	2,893	43,362	...
38 KwaZulu Natal-Free State Conference	186	78	206	19,483	319	...	6	16	...	29	27	1	...	...	19,767	211
39 Lesotho Conference	49	20	1,520	10,691	140	...	2	2	34	2	24	1	...	...	10,842	1,415
40 Namibia North Conference	102	24	4,770	17,661	838	2	16	15	...	1	80	43	31	...	18,377	...
41 Namibia South Conference	30	4	503	6,514	113	...	5	31	108	92	6	6	...	103	6,564	587
42 Northern Conference	116	44	...	22,312	407	7	29	278	189	677	186	26	10	453	21,870	...
43 Swaziland Conference	28	39	1,003	9,450	...	...	...	...	...	...	16	...	...	...	9,434	917
44 Trans-Orange Conference	382	92	...	57,965	137	...	12	42	...	54	61	...	76	...	57,965	...
Totals	1,400	430	8,002	189,865	2,321	12	80	508	480	971	471	77	117	3,449	188,181	3,130
<b>45 SOUTHERN ZAMBIA UNION CONF</b>																
46 East Zambia Field	144	182	532	38,859	4,329	...	...	182	...	400	27	89	...	...	42,854	570
47 Lusaka Conference	281	202	47,713	119,265	6,921	...	148	2,996	...	3,078	304	1,240	14,483	...	110,225	36,133
48 South Zambia Conference	810	1,275	129,252	301,483	16,617	1,010	518	3,903	...	4,555	761	1,520	...	...	316,695	97,984
49 West Zambia Field	148	542	12,832	105,006	2,690	...	146	282	...	246	89	128	2,885	32,666	72,110	10,081
50 Woodlands Conference	138	108	23,389	57,117	3,984	173	66	1,135	...	1,007	164	315	...	1,066	59,923	15,261
Totals	1,521	2,309	213,716	621,730	34,541	1,183	878	8,498	...	9,286	1,345	3,292	17,368	33,732	601,807	160,028
<b>51 SOUTH-WESTERN ANGOLA UNION MISSION</b>																
52 Central Association Mission	719	1,143	66,552	186,453	10,594	1,416	415	1,918	...	1,233	845	1,483	300	10	196,925	53,551
53 South Association Mission	273	385	65,677	104,498	5,038	331	...	119	...	253	251	319	12	...	109,151	47,740
Totals	992	1,528	132,229	290,951	15,632	1,747	415	2,037	...	1,486	1,096	1,802	312	10	306,076	101,291
<b>54 ZIMBABWE CENTRAL UNION CONF</b>																
55 Central Zimbabwe Conference	480	127	4,085	161,993	3,022	...	1	190	...	218	264	569	7,253	...	156,902	3,536
56 North-West Zimbabwe Conference	613	139	10,955	162,975	3,752	...	...	438	558	835	652	1,144	30,957	55,612	78,523	9,596
Totals	1,093	266	15,040	324,968	6,774	...	1	628	558	1,053	916	1,713	38,210	55,612	235,425	13,131
<b>57 ZIMBABWE EAST UNION CONFERENCE</b>																
58 East Zimbabwe Conference	546	556	15,816	179,443	1,011	...	7	151	...	146	136	13	3	...	180,314	15,179
59 North Zimbabwe Conference	458	510	399	167,243	933	...	8	357	...	533	81	30	72	...	167,825	380
Totals	1,004	1,066	16,215	346,686	1,944	...	15	508	...	679	217	43	75	...	348,139	15,559

## GENERAL STATISTICS BY DIVISIONS FOR 2021

Conference or Mission	Churches, Companies, and Church Membership															6	16
	2a	2b	3a	3b	4a	4a2	4b	4c	4d	5a	5b	5c	5d	5e			
	Churches	Companies	Church Attendance Average	Church Membership at Beginning of Year	Members Added					Members Subtracted					Church Membership at End of Year		
Baptisms					Former Members' Baptisms	Professions of Faith	Letters Received	Adjustments	Letters Granted	Deaths	Dropped	Missing	Adjustments				

## SOUTHERN AFRICA-INDIAN OCEAN DIVISION (CONT'D)

60 ZIMBABWE WEST UNION CONF	...	...	...	...	...	...	...	...	...	...	...	...	...	...	...	...	...	...
61 South Zimbabwe Conference	220	310	18,074	115,906	2,633	...	...	82	1,581	73	90	6	...	65,622	54,411	17,466	...	
62 West Zimbabwe Conference	247	421	9,990	185,032	3,686	377	2	199	...	508	523	218	1,291	405	186,351	9,850	...	
Totals	467	731	28,064	300,938	6,319	377	2	281	1,581	581	613	224	1,291	66,027	240,762	27,316	...	
63 ATTACHED FIELD	...	...	...	...	...	...	...	...	...	...	...	...	...	...	...	...	...	...
64 Sao Tome and Principe Mission	27	74	8,068	7,394	678	30	5	...	...	...	13	54	54	117	7,869	6,454	...	
65 SOUTHERN AFRICA-INDIAN OCEAN DIV	...	...	...	...	...	...	...	...	...	...	...	...	...	...	...	...	...	...
66 Botswana Union Conference	166	87	3,553	47,593	18	3	15	77	...	92	60	17	21	...	47,516	3,424	...	
67 Indian Ocean Union Conference	1,235	1,213	54,515	198,537	17,397	13	128	624	228	676	275	485	382	1,754	213,355	55,758	...	
68 Malawi Union Conference	1,656	2,052	192,010	620,116	22,004	1,842	414	2,378	80	2,605	1,136	1,560	836	461	640,236	166,967	...	
69 Mozambique Union Mission	1,054	1,641	99,121	371,535	13,585	25	102	45	...	92	306	6,507	13,553	...	364,834	95,971	...	
70 North-Eastern Angola Union Mission	682	934	143,791	260,650	22,799	637	301	885	...	788	958	971	48	...	282,507	131,590	...	
71 Northern Zambia Union Conference	2,129	1,928	239,641	661,158	50,852	...	130	9,849	...	9,302	1,524	2,027	726	433	707,977	213,616	...	
72 Southern Africa Union Conference	1,400	430	8,002	189,865	2,321	12	80	508	480	971	471	77	117	3,449	188,181	3,130	...	
73 Southern Zambia Union Conference	1,521	2,309	213,716	621,730	34,541	1,183	878	8,498	...	9,286	1,345	3,292	17,368	33,732	601,807	160,028	...	
74 South-Western Angola Union Mission	992	1,528	132,229	290,951	15,632	1,747	415	2,037	...	1,486	1,096	1,802	312	10	306,076	101,291	...	
75 Zimbabwe Central Union Conference	1,093	266	15,040	324,968	6,774	...	1	628	558	1,053	916	1,713	38,210	55,612	235,425	13,131	...	
76 Zimbabwe East Union Conference	1,004	1,066	16,215	346,686	1,944	...	15	508	...	679	217	43	75	...	348,139	15,559	...	
77 Zimbabwe West Union Conference	467	731	28,064	300,938	6,319	377	2	281	1,581	581	613	224	1,291	66,027	240,762	27,316	...	
78 Attached Field	27	74	8,068	7,394	678	30	5	...	...	...	13	54	54	117	7,869	6,454	...	
DIVISION TOTALS	13,426	14,259	1,153,963	4,242,121	194,864	5,869	2,486	26,318	2,927	27,611	8,930	18,772	72,993	161,595	4,184,684	994,231	...	

## SOUTHERN ASIA DIVISION

1 EAST-CENTRAL INDIA UNION SECTION	...	...	...	...	...	...	...	...	...	...	...	...	...	...	...	...	...	...
2 Adilabad Region	36	20	2,450	8,140	...	...	...	...	...	...	...	...	...	...	8,140	2,554	...	
3 East Telangana Section	165	118	16,602	34,021	85	...	...	...	...	...	77	...	4	...	34,025	19,559	...	
4 Guntur Section	232	42	20,289	42,898	290	...	...	...	...	...	44	...	...	...	43,144	20,779	...	
5 Hyderabad Metro Section	13	30	3,017	3,480	35	...	5	...	...	...	2	...	...	...	3,518	2,595	...	
6 North Andhra Section	357	221	62,763	117,504	963	...	...	...	...	...	45	...	...	...	118,422	43,458	...	
7 North Orissa Region	23	56	2,235	3,757	48	...	...	...	...	...	8	...	...	...	3,797	2,495	...	
8 North Rayalaseema Section	229	24	17,807	46,632	402	...	...	...	...	...	20	1	6	...	47,007	22,217	...	
9 Northeast Andhra Section	137	115	15,750	38,394	53	...	...	...	...	...	21	...	...	...	38,426	12,919	...	
10 Orissa Section	181	248	12,291	26,840	82	...	...	...	...	...	7	...	...	...	26,915	9,518	...	
11 South Andhra Section	374	125	59,053	78,655	117	...	...	...	...	...	16	...	...	...	78,756	43,703	...	
12 South Rayalaseema Section	227	25	16,854	41,170	67	...	...	...	...	...	34	...	...	...	41,203	16,751	...	
13 Southeast Andhra Section	374	241	22,109	49,843	833	...	...	...	...	...	68	58	170	...	50,380	18,293	...	
14 Vishaka Metro Section	15	23	3,032	6,086	26	...	...	...	...	...	24	...	...	...	6,088	2,661	...	
15 West Telangana Section	232	23	41,914	76,956	127	...	...	...	...	...	30	...	...	...	77,053	40,643	...	
Totals	2,595	1,311	296,163	574,376	3,128	...	5	...	...	...	396	59	180	...	576,874	258,143	...	
16 NORTHEAST INDIA UNION SECTION	...	...	...	...	...	...	...	...	...	...	...	...	...	...	...	...	...	...
17 Arunachal Pradesh Region	2	19	244	429	39	...	...	...	...	...	...	...	...	...	468	239	...	
18 Assam Region	18	56	3,880	5,900	115	...	...	...	...	...	17	...	...	...	5,998	4,213	...	
19 Garo Section	43	82	14,329	13,851	960	...	...	...	...	...	9	...	...	...	14,802	11,733	...	
20 Khasi Jaintia Conference	31	58	3,667	6,029	271	...	...	...	...	...	28	15	...	...	6,257	3,706	...	
21 Manipur Conference	46	65	4,073	7,025	223	...	...	...	...	...	41	1	...	...	7,206	3,627	...	
22 Mizo Conference	76	36	1,592	16,995	1,007	...	...	...	66	...	88	20	21	22	17,917	1,274	...	
23 Nagaland Region	3	5	404	507	25	...	...	...	...	...	...	...	...	...	532	408	...	
24 Tripura Region	6	9	922	3,801	132	...	...	...	...	...	...	1,608	...	...	2,325	835	...	
Totals	225	330	29,108	54,537	2,772	...	...	...	66	...	183	1,644	21	22	55,505	26,033	...	
25 NORTHERN INDIA UNION SECTION	...	...	...	...	...	...	...	...	...	...	...	...	...	...	...	...	...	...
26 Bihar Region	4	134	885	3,938	78	...	...	...	...	...	...	...	...	...	4,016	906	...	
27 Central Uttar Pradesh Region	6	20	421	796	85	...	...	...	...	...	...	...	...	...	881	376	...	
28 Chhattisgarh Region	10	59	1,056	2,596	65	...	...	...	...	...	3	...	...	...	2,658	1,030	...	
29 Delhi Metro Region	11	26	450	3,336	94	...	...	...	...	...	4	...	...	...	3,426	450	...	
30 Eastern Jharkhand Section	17	64	4,191	5,672	247	...	...	...	...	...	2	...	...	...	5,917	4,637	...	
31 Eastern Uttar Pradesh Section	32	193	2,532	41,636	9	...	...	...	...	...	138	...	...	...	41,507	2,432	...	
32 Haryana Region	16	95	2,377	7,756	179	...	...	...	...	...	...	...	...	...	7,935	2,470	...	
33 Himachal Pradesh Region	7	66	1,419	3,527	56	...	...	...	...	...	5	...	...	...	3,578	1,433	...	
34 Kolkata Metro Region	3	5	83	289	37	...	...	...	...	...	1	...	...	...	325	91	...	
35 Madhya Pradesh Region	4	17	196	873	85	...	...	...	...	...	1	...	...	...	957	203	...	
36 North Bengal Section	51	35	5,626	10,279	261	...	...	...	...	...	73	...	...	...	10,467	5,411	...	
37 North India Section	58	44	5,098	10,182	412	...	...	...	...	...	5	...	...	...	10,589	3,279	...	
38 Rajasthan Section	50	85	2,197	6,809	123	...	...	...	...	...	...	...	...	...	6,932	1,588	...	
39 South Bengal Section	96	210	963	14,372	161	...	...	...	...	...	4	...	...	...	14,529	1,131	...	
40 Upper Ganges Section	43	342	14,137	38,088	174	...	...	...	...	...	20	...	16	...	38,226	14,108	...	
41 Uttarakhand Region	9	9	390	494	19	...	...	...	...	...	...	...	...	...	513	236	...	
42 Western Jharkhand Section	58	96	3,126	9,952	144	...	...	...	...	...	44	10	5	...	10,037	3,269	...	
Totals	475	1,500	45,144	160,595	2,229	...	...	...	...	...	300	10	21	...	162,493	43,046	...	

# STATISTICAL REPORT FOR 2021

Conference or Mission	Churches, Companies, and Church Membership															
1	2a	2b	3a	3b	4a	4a2	4b	4c	4d	5a	5b	5c	5d	5e	6	16
Conference or Mission	Churches	Companies	Church Attendance Average	Church Membership at Beginning of Year	Members Added					Members Subtracted					Church Membership at End of Year	Sabbath School Attendance Average
					Baptisms	Former Members' Baptisms	Professions of Faith	Letters Received	Adjustments	Letters Granted	Deaths	Dropped	Missing	Adjustments		

## SOUTHERN ASIA DIVISION (CONT'D)

43 SOUTH-CENTRAL INDIA UN SECTION . . . . .	...	...	...	...	...	...	...	...	...	...	...	...	...	...	...	...
44 Bangalore Metro Conference . . . . .	53	40	4,198	12,654	147	...	1	...	...	...	65	...	...	...	12,737	4,229
45 Goa-West Karnataka Section . . . . .	58	55	695	21,473	104	...	...	...	...	...	1	...	...	...	21,576	3,368
46 Kolar-Chinthamani Region . . . . .	24	52	1,311	8,149	3	...	...	...	...	...	3	...	...	...	8,149	1,358
47 North Karnataka Section . . . . .	84	9	5,887	17,514	161	...	...	...	...	...	47	...	...	...	17,628	8,669
48 Raichur-Bellary Region . . . . .	13	17	1,738	1,644	30	...	...	...	...	...	...	...	...	...	1,674	1,919
49 South Karnataka Section . . . . .	24	13	2,553	4,042	33	...	...	...	...	...	17	...	...	...	4,058	2,872
Totals . . . . .	256	186	16,380	65,476	478	...	1	...	...	...	133	...	...	...	65,822	22,413
50 SOUTHEAST INDIA UNION SECTION . . . . .	...	...	...	...	...	...	...	...	...	...	...	...	...	...	...	...
51 Chennai Metro Section . . . . .	46	61	12,337	20,102	772	...	...	11	...	17	52	...	190	...	20,626	11,919
52 Coimbatore Tirupur Section . . . . .	28	9	3,018	4,622	226	...	...	...	...	...	24	...	48	...	4,776	3,017
53 Dharmapuri Section . . . . .	24	25	1,092	5,201	109	...	...	...	...	...	...	...	18	...	5,292	1,084
54 Erode Nilgiris Section . . . . .	61	52	4,242	9,565	155	...	...	...	...	...	22	...	15	...	9,683	4,249
55 Kanchipuram-Chengalpattu Section . . . . .	10	21	792	983	96	...	...	...	...	...	8	...	10	...	1,061	746
56 North Tamil Conference . . . . .	84	304	15,313	27,950	127	...	...	...	...	...	46	...	44	...	27,987	15,259
57 Pudukottai-Thirumayam Region . . . . .	4	18	896	1,417	39	...	...	...	...	...	4	2	15	...	1,435	871
58 Sivagangai Ramanathapuram Section . . . . .	16	80	854	6,538	61	...	...	...	...	...	18	...	11	...	6,570	862
59 South Tamil Conference . . . . .	132	107	19,480	35,045	730	...	...	...	...	...	82	...	202	...	35,491	19,751
60 Thanjavur-Karaikal Section . . . . .	45	31	2,959	6,529	224	...	...	2	...	2	18	...	50	...	6,685	1,561
61 Theni-Periyakulam Region . . . . .	8	31	616	4,082	76	...	...	1	...	...	18	...	18	...	4,123	583
62 Vellore Section . . . . .	24	31	1,472	5,596	237	...	...	...	...	...	37	...	60	...	5,736	1,443
63 Villupuram-Tindivanam Region . . . . .	6	30	591	3,684	169	...	...	...	...	...	8	...	37	...	3,808	476
Totals . . . . .	488	800	63,660	131,314	3,021	...	...	14	...	19	337	2	718	...	133,273	61,819
64 SOUTHWEST INDIA UNION SECTION . . . . .	...	...	...	...	...	...	...	...	...	...	...	...	...	...	...	...
65 Alappuzha-Pathanamthitta Section . . . . .	27	4	867	1,975	22	...	...	...	...	...	13	...	...	...	1,984	860
66 Idukki Region . . . . .	26	29	740	4,928	16	...	1	...	...	...	9	...	...	...	4,936	623
67 Malabar Section . . . . .	7	16	348	1,537	22	...	...	...	...	...	7	...	...	...	1,552	343
68 North Kerala Section . . . . .	46	26	2,466	7,850	51	...	...	...	...	...	31	...	...	...	7,870	2,382
69 South Kerala Section . . . . .	134	15	3,600	21,222	111	...	8	...	...	...	52	...	...	...	21,289	3,475
Totals . . . . .	240	90	8,020	37,512	222	...	9	...	...	...	112	...	...	...	37,631	7,682
70 WESTERN INDIA UNION SECTION . . . . .	...	...	...	...	...	...	...	...	...	...	...	...	...	...	...	...
71 Central Maharashtra Conference . . . . .	36	31	15,080	17,073	123	...	...	...	...	...	62	...	...	...	17,134	14,454
72 Gujarat Conference . . . . .	42	61	9,831	23,267	115	...	...	...	...	...	15	...	...	...	23,367	10,639
73 Mumbai Metro Section . . . . .	20	86	3,233	9,335	53	...	...	...	...	...	3	...	...	...	9,385	3,427
74 North Maharashtra Section . . . . .	93	79	23,959	30,782	188	...	...	...	...	...	31	...	...	...	30,939	15,819
75 Saurashtra Region . . . . .	4	37	670	3,685	9	...	27	...	...	...	...	...	...	...	3,721	717
76 South Gujarat Region . . . . .	4	28	1,663	3,133	52	...	...	...	...	...	7	...	...	...	3,178	1,416
77 South Maharashtra Section . . . . .	37	52	3,833	9,899	127	...	...	...	...	...	4	...	...	...	10,022	3,337
78 Vidarbha Region (Nagpur) . . . . .	21	84	3,513	9,878	58	...	...	...	...	...	6	...	...	...	9,930	2,806
Totals . . . . .	257	458	61,779	107,052	725	...	27	...	...	...	128	...	...	...	107,676	52,614
79 ATTACHED FIELDS	...	...	...	...	...	...	...	...	...	...	...	...	...	...	...	...
80 Andaman and Nicobar Island Region . . . . .	1	2	101	285	18	...	...	...	...	...	...	...	...	...	303	73
81 East Himalayan Field . . . . .	14	24	502	878	44	...	...	...	...	...	9	...	...	...	913	417
82 Himalayan Section . . . . .	26	82	4,312	9,307	78	...	...	...	...	...	4	...	...	...	9,381	4,313
Totals . . . . .	41	108	4,915	10,470	140	...	...	...	...	...	13	...	...	...	10,597	4,803
83 SOUTHERN ASIA DIVISION	...	...	...	...	...	...	...	...	...	...	...	...	...	...	...	...
84 East-Central India Union Section . . . . .	2,595	1,311	296,163	574,376	3,128	...	5	...	...	...	396	59	180	...	576,874	258,143
85 Northeast India Union Section . . . . .	225	330	29,108	54,537	2,772	...	...	...	66	...	183	1,644	21	22	55,505	26,033
86 Northern India Union Section . . . . .	475	1,500	45,144	160,595	2,229	...	...	...	...	...	300	10	21	...	162,493	43,046
87 South-Central India Union Section . . . . .	256	186	16,380	65,476	478	...	1	...	...	...	133	...	...	...	65,822	22,413
88 Southeast India Union Section . . . . .	488	800	63,660	131,314	3,021	...	...	14	...	19	337	2	718	...	133,273	61,819
89 Southwest India Union Section . . . . .	240	90	8,020	37,512	222	...	9	...	...	...	112	...	...	...	37,631	7,682
90 Western India Union Section . . . . .	257	458	61,779	107,052	725	...	27	...	...	...	128	...	...	...	107,676	52,614
91 Attached Fields . . . . .	41	108	4,915	10,470	140	...	...	...	...	...	13	...	...	...	10,597	4,803
DIVISION TOTALS . . . . .	4,577	4,783	525,167	1,141,332	12,715	...	42	14	66	19	1,602	1,715	940	22	1,149,871	476,551

## SOUTHERN ASIA-PACIFIC DIVISION

1 BANGLADESH UNION MISSION . . . . .	...	...	...	...	...	...	...	...	...	...	...	...	...	...	...	...
2 East Bangladesh Mission . . . . .	26	73	4,341	5,590	185	...	...	...	...	...	12	1	34	...	5,728	4,347
3 North Bangladesh Mission . . . . .	35	66	3,480	8,659	312	...	...	...	...	...	6	80	...	...	8,885	3,031
4 South Bangladesh Mission . . . . .	35	54	3,791	10,762	538	...	...	...	47	...	21	4	...	206	11,116	3,674
5 West Bangladesh Mission . . . . .	31	91	3,261	9,888	279	...	...	...	...	...	33	...	2,478	...	7,656	3,105
Totals . . . . .	127	284	14,873	34,899	1,314	...	...	...	47	...	72	85	2,512	206	33,385	14,156
6 CENTRAL PHILIPPINE UNION CONF. . . . .	...	...	...	...	...	...	...	...	...	...	...	...	...	...	...	...
7 Central Visayan Conference . . . . .	316	110	8,504	50,574	4,846	...	10	5	...	11	87	2	...	...	55,335	7,727
8 East Visayan Conference . . . . .	149	141	16,957	31,156	2,582	...	59	...	...	721	1,084	47	7,274	...	24,671	16,581
9 Negros Occidental Conference . . . . .	313	89	13,776	44,708	4,463	...	5	...	...	...	8	50	14	...	49,104	12,541
10 Negros Oriental-Siquijor Mission . . . . .	151	60	4,771	19,768	1,258	...	1	5	...	11	34	1	...	...	20,986	4,615



GENERAL STATISTICS BY DIVISIONS FOR 2021

Conference or Mission	Churches, Companies, and Church Membership															
	2a	2b	3a	3b	4a	4a2	4b	4c	4d	5a	5b	5c	5d	5e	6	16
	Churches	Companies	Church Attendance Average	Church Membership at Beginning of Year	Members Added					Members Subtracted					Church Membership at End of Year	Sabbath School Attendance Average
Baptisms					Former Members' Baptisms	Professions of Faith	Letters Received	Adjustments	Letters Granted	Deaths	Dropped	Missing	Adjustments			
<b>SOUTHERN ASIA-PACIFIC DIVISION (CONT'D)</b>																
11 Romblon Mission	75	12	4,024	8,328	524	14	20	59	...	158	107	154	75	...	8,451	3,785
12 Samar Mission	44	66	3,716	5,646	1,280	32	8	7	...	1	56	2	381	...	6,533	3,286
13 West Visayan Conference	324	116	23,471	35,001	2,686	1	...	3	...	2	32	13	12	...	37,632	21,347
Totals	1,372	594	75,218	195,181	17,639	111	39	79	...	912	1,450	233	7,742	...	202,712	69,881
<b>EAST INDONESIA UNION CONFERENCE</b>																
14 EAST INDONESIA UNION CONFERENCE	...	...	...	...	...	...	...	...	...	...	...	...	...	...	...	...
15 Bolaang Mongondow & Gorontalo Mission	67	11	2,952	7,175	155	86	...	...	...	...	17	86	...	2,675	4,638	2,972
16 Central Sulawesi Mission	58	24	3,648	10,593	295	...	...	...	...	...	26	40	...	...	10,822	1,734
17 Luwu Tana Toraja Mission	35	18	2,531	3,284	81	4	1	1	...	10	21	...	...	...	3,340	2,287
18 Maluku Mission	52	19	5,207	7,047	215	4	...	...	...	3	35	7	2	...	7,219	4,583
19 Manado and North Maluku Conference	134	7	10,224	18,219	605	...	...	...	...	...	27	...	...	...	18,797	8,460
20 Minahasa Conference	237	15	14,162	30,118	516	53	14	...	12	5	86	8	6	...	30,608	14,934
21 North Minahasa Bitung Mission	131	5	11,331	14,415	493	2	...	...	...	...	58	28	...	...	14,824	12,145
22 Northern Island Mission	64	3	2,352	3,542	157	...	...	...	...	...	11	...	...	...	3,688	2,234
23 Papua Mission	152	10	16,429	21,028	311	32	...	...	...	1	28	...	...	...	21,342	16,052
24 South Sulawesi Conference	30	38	2,159	2,943	147	...	...	4	...	11	9	2	...	...	3,072	1,822
25 West Papua Mission	45	17	3,448	9,605	296	6	...	...	...	...	42	19	36	...	9,810	3,969
Totals	1,005	167	74,440	127,969	3,271	187	15	5	12	30	360	190	44	2,675	128,160	71,190
<b>MYANMAR UNION MISSION</b>																
26 MYANMAR UNION MISSION	...	...	...	...	...	...	...	...	...	...	...	...	...	...	...	...
27 Ayeyarwady Mission	62	24	2,420	7,825	353	...	11	16	...	12	43	55	...	...	8,095	2,393
28 Central Myanmar Mission	33	20	2,364	5,331	190	...	...	...	...	...	13	...	...	...	5,508	2,560
29 South East Mission	29	18	2,040	5,597	267	...	1	9	...	11	37	17	24	...	5,785	2,061
30 Upper Myanmar Mission	80	19	4,834	9,977	511	...	24	32	...	44	107	121	345	...	9,927	4,945
31 Yangon Mission	39	14	1,472	6,000	246	...	...	...	...	2	50	...	...	...	6,194	1,497
Totals	243	95	13,129	34,730	1,567	...	36	57	...	69	250	193	369	...	35,509	13,455
<b>NORTH PHILIPPINE UNION CONF</b>																
32 NORTH PHILIPPINE UNION CONF	...	...	...	...	...	...	...	...	...	...	...	...	...	...	...	...
33 Cavite Mission	79	32	14,652	23,959	1,410	...	...	67	...	59	103	...	...	41	25,233	12,778
34 Central Luzon Conference	346	108	54,919	170,255	3,099	...	28	34	...	17	33	55	80	...	173,231	42,875
35 Mountain Provinces Mission	113	48	2,388	25,583	633	...	...	...	...	...	19	...	169	...	26,028	1,938
36 Northeast Luzon Mission	177	31	5,363	30,346	3,447	26	8	5	...	11	162	...	170	...	33,489	5,157
37 Northern Luzon Mission	182	40	5,890	34,890	2,488	118	...	...	...	...	25	...	...	...	37,471	5,890
38 Palawan Mission	125	44	11,489	33,482	1,460	...	...	...	...	...	44	...	...	...	34,898	11,451
39 South-Central Luzon Conference	338	105	1,210	70,878	3,943	...	40	28	...	34	29	9	83	...	74,734	1,038
40 Southern Luzon Mission	187	35	12,125	36,529	2,417	29	...	3	...	10	49	5	274	...	38,640	11,936
Totals	1,547	443	108,035	425,922	18,897	173	76	137	...	131	464	69	776	41	443,724	93,062
<b>PAKISTAN UNION SECTION</b>																
41 PAKISTAN UNION SECTION	...	...	...	...	...	...	...	...	...	...	...	...	...	...	...	...
42 Northern Section	96	97	4,182	9,017	733	...	11	...	...	...	13	...	10	...	9,738	1,979
43 Southern Section	32	9	1,504	5,759	193	...	1	4	5	6	13	1	5	...	5,937	955
Totals	128	106	5,686	14,776	926	...	12	4	5	6	26	1	15	...	15,675	2,934
<b>SOUTH PHILIPPINE UNION CONF</b>																
44 SOUTH PHILIPPINE UNION CONF	...	...	...	...	...	...	...	...	...	...	...	...	...	...	...	...
45 Central Mindanao Mission	267	114	17,642	48,612	6,473	...	86	104	...	174	107	106	1,546	...	53,342	15,326
46 Davao Mission	159	139	18,357	127,964	7,245	...	39	7	...	64,744	44	5	31	...	70,431	16,141
47 North Central Mindanao Conference	255	89	21,646	43,272	8,896	...	56	49	...	74	139	620	403	...	51,037	17,896
48 Northeastern Mindanao Mission	407	206	60,590	108,812	13,279	...	14	18	...	1,301	232	4,197	22,823	...	93,570	63,586
49 Northern Davao Mission	241	101	21,933	...	6,102	...	10	64,749	...	211	66	116	22	...	70,446	19,580
50 Southern Mindanao Mission	439	314	110,994	177,850	19,690	263	31	22	...	7	81	39	27	...	197,702	97,180
51 Western Mindanao Conference	376	170	57,701	96,747	11,801	...	...	...	...	158	114	202	663	...	107,411	57,004
52 Zamboanga Peninsula Mission	236	65	14,454	56,451	6,886	88	7	...	...	10	277	2	290	...	62,853	10,011
Totals	2,380	1,198	323,316	659,708	80,372	351	243	64,949	...	66,679	1,060	5,287	25,805	...	706,792	296,722
<b>SOUTHEAST ASIA UNION MISSION</b>																
53 SOUTHEAST ASIA UNION MISSION	...	...	...	...	...	...	...	...	...	...	...	...	...	...	...	...
54 Cambodia Mission	7	36	2,870	3,786	232	...	...	3	...	...	14	3	...	...	4,004	2,806
55 Laos Region	2	2	1,084	1,908	438	...	...	...	...	...	...	...	...	...	2,346	1,080
56 Peninsular Malaysia Mission	29	14	1,745	6,144	98	...	6	60	...	49	19	...	...	...	6,240	1,359
57 Sabah Mission	175	82	15,359	33,458	698	...	22	6	...	533	80	54	137	...	33,380	14,781
58 Sarawak Mission	100	59	5,857	20,658	127	...	...	...	...	...	28	...	...	...	20,757	5,929
59 Singapore Conference	8	...	1,215	3,179	26	...	3	13	...	8	11	...	...	...	3,202	642
60 Thailand Mission	54	75	8,543	15,137	519	...	39	173	2	80	22	26	30	5	15,707	7,809
61 Vietnam Mission	19	176	4,492	13,993	169	...	14	...	...	...	34	4	...	...	14,138	3,476
Totals	394	444	41,163	98,263	2,307	...	84	255	2	670	208	87	167	5	99,774	37,881
<b>WEST INDONESIA UNION MISSION</b>																
62 WEST INDONESIA UNION MISSION	...	...	...	...	...	...	...	...	...	...	...	...	...	...	...	...
63 Central Java Mission	38	25	2,715	3,409	160	...	5	20	...	19	39	2	1	...	3,533	2,234
64 Central Sumatra Mission	109	37	1,957	7,174	640	...	...	30	...	2	25	...	...	...	7,817	1,984
65 East Java Conference	78	30	3,123	8,121	286	1	8	21	...	10	123	74	369	...	7,861	2,757
66 East Kalimantan Mission	55	31	1,726	4,600	240	...	16	41	...	42	61	98	67	...	4,629	1,508
67 Jakarta Conference	181	25	1,575	30,912	1,805	46	119	418	...	...	177	125	14,145	...	18,853	2,007
68 North Sumatra Mission	203	58	5,347	11,529	1,072	1	...	1	...	42	80	...	809	...	11,672	5,830
69 Nusa Tenggara Mission	90	27	4,819	9,811	380	27	...	...	...	...	69	...	2,000	...	8,149	4,541
70 South Sumatra Mission	74	24	1,065	3,899	220	...	2	4	...	12	15	2	75	...	4,021	1,078
71 West Java Conference	46	6	7,286	10,270	296	2	...	60	...	...	61	...	1,140	...	9,427	7,505

Conference or Mission	Churches, Companies, and Church Membership															
	2a	2b	3a	3b	4a	4a2	4b	4c	4d	5a	5b	5c	5d	5e	6	16
	Churches	Companies	Church Attendance Average	Church Membership at Beginning of Year	Members Added					Members Subtracted					Church Membership at End of Year	Sabbath School Attendance Average
Baptisms					Former Members' Baptisms	Professions of Faith	Letters Received	Adjustments	Letters Granted	Deaths	Dropped	Missing	Adjustments			

**SOUTHERN ASIA-PACIFIC DIVISION (CONT'D)**

72 West Kalimantan Region	22	62	1,067	3,063	207	...	...	...	...	...	8	...	...	...	3,262	1,085
Totals	896	325	30,678	92,788	5,306	77	150	595	...	127	658	301	18,606	...	79,224	30,529
73 ATTACHED FIELDS																
74 Sri Lanka Mission of SDA	35	21	625	3,315	12	...	...	2	8	2	13	...	...	10	3,312	674
75 Timor-Leste Mission	1	3	309	696	73	...	...	...	...	...	...	...	...	...	769	307
Totals	36	24	934	4,011	85	...	...	2	8	2	13	...	...	10	4,081	981
76 SOUTHERN ASIA-PACIFIC DIVISION	...	...	...	...	...	...	...	...	...	...	...	...	...	...	...	...
77 Bangladesh Union Mission	127	284	14,873	34,899	1,314	...	...	...	47	...	72	85	2,512	206	33,385	14,156
78 Central Philippine Union Conference	1,372	594	75,218	195,181	17,639	111	39	79	...	912	1,450	233	7,742	...	202,712	69,881
79 East Indonesia Union Conference	1,005	167	74,440	127,969	3,271	187	15	5	12	30	360	190	44	2,675	128,160	71,190
80 Myanmar Union Mission	243	95	13,129	34,730	1,567	...	36	57	...	69	250	193	369	...	35,509	13,455
81 North Philippine Union Conference	1,547	443	108,035	425,922	18,897	173	76	137	...	131	464	69	776	41	443,724	93,062
82 Pakistan Union Section	128	106	5,686	14,776	926	...	12	4	5	6	26	1	15	...	15,675	2,934
83 South Philippine Union Conference	2,380	1,198	323,316	659,708	80,372	351	243	64,949	...	66,679	1,060	5,287	25,805	...	706,792	296,722
84 Southeast Asia Union Mission	394	444	41,163	98,263	2,307	...	84	255	2	670	208	87	167	5	99,774	37,881
85 West Indonesia Union Mission	896	325	30,678	92,788	5,306	77	150	595	...	127	658	301	18,606	...	79,224	30,529
86 Attached Fields	36	24	934	4,011	85	...	...	2	8	2	13	...	...	10	4,081	981
DIVISION TOTALS	8,128	3,680	687,470	1,688,247	131,684	899	655	66,083	74	68,626	4,561	6,446	56,036	2,937	1,749,036	630,788

**TRANS-EUROPEAN DIVISION**

1 ADRIATIC UNION CONFERENCE	...	...	...	...	...	...	...	...	...	...	...	...	...	...	...	...
2 Albanian Mission of SDA	5	2	66	472	1	...	...	...	...	...	2	...	...	...	471	73
3 Croatian Conference	68	...	996	2,487	45	1	5	5	...	(7)	34	(3)	...	...	2,519	989
4 Slovenian Conference	15	2	54	553	9	...	...	...	...	...	7	...	...	...	555	63
Totals	88	4	1,116	3,512	55	1	5	5	...	(7)	43	(3)	...	...	3,545	1,125
5 BALTIC UNION CONFERENCE	...	...	...	...	...	...	...	...	...	...	...	...	...	...	...	...
6 Estonian Conference	18	2	490	1,313	11	...	1	18	5	10	35	5	6	5	1,287	426
7 Latvian Conference	49	2	296	3,757	26	...	9	6	213	15	38	78	...	213	3,667	258
8 Lithuanian Conference	16	4	150	719	12	...	...	7	1	6	4	11	9	4	705	146
Totals	83	8	936	5,789	49	...	10	31	219	31	77	94	15	222	5,659	830
9 BRITISH UNION CONFERENCE	...	...	...	...	...	...	...	...	...	...	...	...	...	...	...	...
10 Irish Mission	13	8	230	1,038	23	...	9	41	4	21	2	...	...	9	1,083	133
11 North England Conference	103	36	1,656	11,650	135	5	26	271	24	189	106	13	...	18	11,785	1,282
12 Scottish Mission	10	4	239	710	12	...	...	6	5	6	4	1	...	2	720	150
13 South England Conference	160	56	2,962	25,893	467	11	61	306	159	299	249	34	38	156	26,121	2,069
14 Welsh Mission	13	6	164	679	4	...	...	15	...	...	6	...	...	...	692	154
Totals	299	110	5,250	39,970	641	16	96	639	192	515	367	48	38	185	40,401	3,788
15 DANISH UNION OF CHURCHES CONF	43	1	...	2,395	13	...	1	8	6	2	31	4	...	7	2,379	...
16 FINLAND UNION OF CHURCHES CONF	59	9	1,042	4,486	31	...	9	8	1	6	83	49	9	...	4,388	1,001
17 HUNGARIAN UNION CONFERENCE	...	...	...	...	...	...	...	...	...	...	...	...	...	...	...	...
18 Duna Conference	54	11	2,545	3,033	62	...	2	54	...	59	68	7	6	...	3,011	905
19 Tisza Conference	56	15	...	2,111	28	...	3	15	...	16	45	...	10	...	2,086	...
Totals	110	26	2,545	5,144	90	...	5	69	...	75	113	7	16	...	5,097	905
20 NETHERLANDS UN OF CHURCHES CONF	60	16	...	6,054	74	...	10	149	88	58	62	21	2	236	5,996	...
21 NORWEGIAN UNION CONFERENCE	...	...	...	...	...	...	...	...	...	...	...	...	...	...	...	...
22 East Norway Conference	32	...	446	2,871	25	...	4	43	...	41	42	12	...	...	2,848	226
23 North Norway Conference	14	...	27	492	4	...	2	5	...	1	4	2	...	...	496	31
24 West Norway Conference	13	2	65	1,141	9	...	2	16	...	6	13	5	...	...	1,144	77
Totals	59	2	537	4,504	38	...	8	64	...	48	59	19	...	...	4,488	334
25 POLISH UNION CONFERENCE	...	...	...	...	...	...	...	...	...	...	...	...	...	...	...	...
26 East Polish Conference	34	9	314	1,981	57	1	4	88	6	68	32	9	35	12	1,981	353
27 South Polish Conference	50	3	414	2,136	34	...	1	30	...	16	44	6	1	52	2,082	421
28 West Polish Conference	32	16	363	1,740	39	2	2	43	7	22	24	13	13	9	1,752	332
Totals	116	28	1,091	5,857	130	3	7	161	13	106	100	28	49	73	5,815	1,106
29 SOUTH-EAST EUROPEAN UNION CONF	...	...	...	...	...	...	...	...	...	...	...	...	...	...	...	...
30 Bosnia and Herzegovina Conference	23	...	219	576	4	...	...	...	...	4	6	...	...	...	570	206
31 Macedonian Mission	15	6	279	540	13	...	2	2	...	7	10	2	9	...	529	266
32 North Conference	88	...	...	3,163	70	...	9	18	...	12	88	10	13	...	3,137	...
33 South Conference	84	...	904	2,558	47	...	12	9	...	15	70	4	9	1	2,527	799
Totals	210	6	1,402	6,837	134	...	23	29	...	38	174	16	31	1	6,763	1,270

GENERAL STATISTICS BY DIVISIONS FOR 2021

Conference or Mission	Churches, Companies, and Church Membership															
	2a	2b	3a	3b	4a	4a2	4b	4c	4d	5a	5b	5c	5d	5e	6	16
	Churches	Companies	Church Attendance Average	Church Membership at Beginning of Year	Members Added					Members Subtracted					Church Membership at End of Year	Sabbath School Attendance Average
Baptisms					Former Members' Baptisms	Professions of Faith	Letters Received	Adjustments	Letters Granted	Deaths	Dropped	Missing	Adjustments			

TRANS-EUROPEAN DIVISION (CONT'D)

34 SWEDISH UNION OF CHURCHES CONF	32	5	464	2,915	28	...	4	17	...	7	33	12	...	1	2,911	326
35 ATTACHED FIELDS																
36 Cyprus Region	2	1	...	114	4	...	...	4	...	4	2	...	...	...	116	...
37 Greek Mission	9	5	160	486	3	1	...	4	4	10	4	2	2	1	479	145
38 Iceland Conference	6	1	60	470	3	...	...	4	...	1	6	...	...	...	470	58
Totals	17	7	220	1,070	10	1	...	12	4	15	12	2	2	1	1,065	203
39 TRANS-EUROPEAN DIVISION	...	...	...	...	...	...	...	...	...	...	...	...	...	...	...	...
40 Adriatic Union Conference	88	4	1,116	3,512	55	1	5	5	...	(7)	43	(3)	...	...	3,545	1,125
41 Baltic Union Conference	83	8	936	5,789	49	...	10	31	219	31	77	94	15	222	5,659	830
42 British Union Conference	299	110	5,250	39,970	641	16	96	639	192	515	367	48	38	185	40,401	3,788
43 Danish Union of Churches Conference	43	1	...	2,395	13	...	1	8	6	2	31	4	...	7	2,379	...
44 Finland Union of Churches Conference	59	9	1,042	4,486	31	...	9	8	1	6	83	49	9	...	4,388	1,001
45 Hungarian Union Conference	110	26	2,545	5,144	90	...	5	69	...	75	113	7	16	...	5,097	905
46 Netherlands Union of Churches Conference	60	16	...	6,054	74	...	10	149	88	58	62	21	2	236	5,996	...
47 Norwegian Union Conference	59	2	537	4,504	38	...	8	64	...	48	59	19	...	...	4,488	334
48 Polish Union Conference	116	28	1,091	5,857	130	3	7	161	13	106	100	28	49	73	5,815	1,106
49 South-East European Union Conference	210	6	1,402	6,837	134	...	23	29	...	38	174	16	31	1	6,763	1,270
50 Swedish Union of Churches Conference	32	5	464	2,915	28	...	4	17	...	7	33	12	...	1	2,911	326
51 Attached Fields	17	7	220	1,070	10	1	...	12	4	15	12	2	2	1	1,065	203
DIVISION TOTALS	1,176	222	14,601	88,533	1,293	21	178	1,192	523	894	1,154	297	162	726	88,507	10,884

WEST-CENTRAL AFRICA DIVISION

1 CAMEROON UNION MISSION	...	...	...	...	...	...	...	...	...	...	...	...	...	...	...	...
2 Adamaoua-Mayo Rey Conference	48	30	6,588	5,778	583	128	22	53	419	23	8	73	267	83	6,529	4,930
3 Benoue-Faro Mission	83	52	9,795	7,172	638	...	42	4	...	...	7	4	269	...	7,576	9,381
4 Central-South Cameroon Conference	94	78	21,436	34,741	1,423	...	937	480	410	27,281	74	298	765	728	8,845	21,584
5 East Cameroon Conference	241	241	22,879	23,404	1,645	6	122	236	...	111	127	235	442	...	24,498	21,086
6 Mbam-Sanaga Conference	169	106	3,177	...	188	...	1	15,301	14	2	14	11	24	31	15,422	3,211
7 North Cameroon Conference	201	96	18,742	36,390	2,469	...	31	39	3	2	33	4	21	2	38,870	17,861
8 Nyong-Afamba Conference	104	41	2,326	...	146	...	7	11,878	...	...	8	...	...	...	12,023	2,186
9 West Cameroon Conference	68	27	4,482	7,509	367	...	8	56	...	48	26	2	...	...	7,864	3,270
Totals	1,008	671	89,422	114,994	7,459	134	1,170	28,047	846	27,467	297	627	1,788	844	121,627	83,507
10 CENTRAL AFRICAN UNION MISSION	...	...	...	...	...	...	...	...	...	...	...	...	...	...	...	...
11 Central African Republic Mission	53	50	1,981	6,471	332	2	16	14	7	1	20	4	37	15	6,765	1,831
12 Chad Mission	42	39	2,778	4,019	425	...	4	8	63	26	24	...	44	...	4,425	2,751
13 Congo Region	16	7	885	1,316	80	...	8	6	7	2	6	5	44	1	1,359	363
14 Equatorial Guinea Mission	11	26	362	1,830	67	...	3	...	...	14	8	97	3	...	1,778	274
15 Gabon Mission	21	9	698	2,605	100	2	1	9	11	15	8	...	100	...	2,605	500
Totals	143	131	6,702	16,241	1,004	4	32	37	88	58	66	106	228	16	16,932	5,719
16 EASTERN NIGERIA UNION CONF	...	...	...	...	...	...	...	...	...	...	...	...	...	...	...	...
17 Aba East Conference	101	25	15,997	32,022	1,151	...	3	91	...	148	170	83	282	...	32,584	15,998
18 Aba North Conference	84	39	15,190	24,393	483	19	46	126	...	107	153	32	59	...	24,716	14,963
19 Aba South Conference	64	26	14,941	19,374	704	8	3	134	...	124	96	4	7	...	19,992	14,625
20 Aba West Mission	28	25	4,797	6,433	220	...	2	22	...	30	41	7	9	...	6,590	4,538
21 Abia North-Central Conference	46	68	8,877	10,281	339	4	7	94	...	55	59	14	5	...	10,592	8,459
22 Akwa Ibom Conference	17	61	4,593	5,061	210	...	8	...	...	2	5	...	...	...	5,272	4,581
23 Anambra Mission	16	28	1,830	2,367	179	...	...	41	...	39	12	47	17	...	2,472	1,691
24 Bayelsa Mission	11	34	1,234	1,944	138	...	...	7	...	7	1	...	...	...	2,081	1,177
25 Cross River Conference	6	15	1,325	1,926	40	...	7	...	...	1	7	...	...	...	1,965	1,262
26 Ebonyi Conference	39	45	5,310	6,448	258	2	28	53	...	25	34	3	...	...	6,727	5,385
27 Enugu Conference	13	33	2,086	2,065	172	...	2	12	...	18	1	1	...	...	2,231	2,004
28 Imo Conference	70	56	5,112	6,155	255	...	36	62	...	18	15	12	5	...	6,458	5,054
29 Northern Cross River Mission	5	15	1,012	918	41	...	1	...	...	...	...	...	...	...	960	997
30 Port Harcourt Conference	93	46	21,522	25,014	656	...	40	72	...	82	52	1	...	...	25,647	21,496
31 Rivers East Conference	38	48	5,714	7,210	208	3	3	24	...	20	30	...	4	...	7,394	5,720
32 Rivers West Conference	83	97	10,579	18,039	638	1	4	20	...	52	101	154	331	...	18,064	10,395
Totals	714	661	120,115	169,650	5,692	37	190	758	...	728	777	358	719	...	173,745	118,341
33 EASTERN SAHEL UNION MISSION	...	...	...	...	...	...	...	...	...	...	...	...	...	...	...	...
34 Benin Conference	34	59	6,300	5,992	349	...	1	...	...	4	8	31	36	...	6,263	6,153
35 Burkina Faso Mission	12	65	3,477	2,398	148	...	1	2	...	...	9	1	...	...	2,539	3,003
36 Cote d'Ivoire Conference	97	122	9,831	9,900	643	...	1	...	...	...	53	...	...	...	10,491	9,292
37 Niger Region	2	29	787	1,068	56	...	1	2	...	...	3	...	...	138	986	751
38 Togo Conference	76	131	9,295	8,845	563	...	...	...	7	4	32	25	34	...	9,320	8,951
Totals	221	406	29,689	28,203	1,759	...	4	4	7	8	105	57	70	138	29,599	28,148

Conference or Mission	Churches, Companies, and Church Membership															
	2a	2b	3a	3b	4a	4a2	4b	4c	4d	5a	5b	5c	5d	5e	6	16
	Churches	Companies	Church Attendance Average	Church Membership at Beginning of Year	Members Added					Members Subtracted					Church Membership at End of Year	Sabbath School Attendance Average
Baptisms					Former Members' Baptisms	Professions of Faith	Letters Received	Adjustments	Letters Granted	Deaths	Dropped	Missing	Adjustments			

WEST-CENTRAL AFRICA DIVISION (CONT'D)

39	NORTHERN GHANA UNION CONF	...	...	...	...	...	...	...	...	...	...	...	...	...	...	...	...
40	Ashanti Central Ghana Conference	76	44	11,278	19,091	994	2	1	25	106	27	57	...	...	150	19,985	8,518
41	Ashanti South Ghana Conference	178	188	10,042	29,452	998	4	1	49	3	55	44	54	...	552	29,802	10,291
42	Central Ghana Conference	101	123	10,479	18,444	1,167	8	...	42	5	44	33	...	...	74	19,515	8,524
43	Green View Ghana Conference	99	107	4,258	7,904	920	...	2	31	27	27	38	...	144	811	7,864	3,319
44	Mid-Central Ghana Conference	81	54	16,605	21,500	710	1	...	...	1	2	...	...	...	33	22,177	13,265
45	Mid-North Ghana Conference	140	131	9,449	24,040	1,642	7	5	1,404	55	1,417	135	125	13	238	25,225	9,629
46	Mid-West Ghana Conference	120	133	13,421	17,428	1,032	2	...	111	2	101	52	123	...	34	18,265	11,013
47	Mountain View Ghana Conference	125	87	19,020	30,214	1,146	2	15	1,617	40	1,625	80	2	...	272	31,055	12,769
48	North Ghana Mission	24	123	3,930	6,189	642	...	...	...	18	40	15	6	...	13	6,855	3,333
49	South Central Ghana Conference	106	122	10,543	20,455	705	...	4	74	70	76	24	83	...	320	20,805	7,813
	Totals	1,050	1,112	109,023	194,717	9,956	26	28	3,371	349	3,389	469	387	157	2,497	201,548	88,471
50	NORTHERN NIGERIA UNION CONF	...	...	...	...	...	...	...	...	...	...	...	...	...	...	...	...
51	North Central Nigeria Conference	56	87	14,949	10,353	474	...	33	214	1	95	29	17	45	...	10,889	15,425
52	North East Nigeria Conference	100	162	27,079	21,848	863	...	106	605	1	311	166	73	17	...	22,856	26,365
53	North West Nigeria Conference	123	172	23,683	18,225	1,055	34	77	177	...	338	116	109	83	6	18,916	22,105
	Totals	279	421	65,711	50,426	2,392	34	216	996	2	744	311	199	145	6	52,661	63,895
54	SOUTHERN GHANA UNION CONF	...	...	...	...	...	...	...	...	...	...	...	...	...	...	...	...
55	Accra City Conference	97	44	6,424	30,034	1,334	...	32	327	281	413	78	14	143	2	31,358	4,761
56	Diamond Field Ghana Conference	75	121	8,844	12,599	676	6	7	37	...	25	65	5	19	5	13,206	8,443
57	East Ghana Conference	78	67	1,080	11,601	675	...	...	9	...	124	45	16	11	10	12,079	932
58	Eastern View Ghana Conference	88	117	2,646	13,635	616	1	9	20	...	9	70	...	24	...	14,178	1,926
59	Meridian Ghana Conference	57	25	8,486	13,508	879	...	45	160	...	81	40	1	...	...	14,470	7,937
60	Mid-South Ghana Conference	115	205	9,879	18,864	681	...	...	28	...	63	25	1	...	...	19,484	6,908
61	Pioneer Ghana Conference	98	157	11,988	16,149	437	...	...	42	...	38	57	2	...	...	16,531	9,633
62	South West Ghana Conference	143	129	4,740	23,127	496	...	...	69	95	32	19	2	...	92	23,642	3,960
63	Volta North Ghana Mission	19	82	2,435	4,395	294	...	...	13	...	5	7	3	1	...	4,686	2,156
64	Volta South Ghana Mission	27	73	1,961	5,314	333	...	2	42	...	34	30	...	...	...	5,627	1,629
65	West-Central Ghana Conference	108	89	6,888	13,128	630	3	...	245	79	241	33	6	...	17	13,788	5,620
66	Western North Ghana Conference	135	150	10,917	16,587	316	23	...	4	...	5	26	6	21	90	16,782	10,151
	Totals	1,040	1,259	76,286	178,941	7,367	33	95	996	455	1,070	495	56	219	216	185,831	64,055
67	WEST AFRICAN UNION MISSION	...	...	...	...	...	...	...	...	...	...	...	...	...	...	...	...
68	Central Liberia Mission	42	41	5,832	6,467	669	...	6	...	...	...	20	1	6	...	7,115	6,135
69	Guinea Region	6	28	559	2,711	61	...	...	...	...	...	3	...	...	...	2,769	561
70	Sierra Leone Mission	53	66	125	12,205	282	...	3	14	...	5	40	...	...	...	12,459	159
71	South-East Liberia Mission	26	17	2,226	3,966	199	...	9	2	...	...	18	...	...	...	4,158	2,328
72	South-West Liberia Conference	22	16	4,744	17,665	205	...	12	3	...	15	36	2	1	...	17,831	5,519
	Totals	149	168	13,485	43,014	1,416	...	30	19	...	20	117	3	7	...	44,332	14,702
73	WESTERN NIGERIA UNION CONF.	...	...	...	...	...	...	...	...	...	...	...	...	...	...	...	...
74	Delta Conference	33	68	3,694	7,110	320	...	1	5	...	44	21	311	212	...	6,848	3,602
75	Edo Conference	26	50	2,346	4,045	353	...	36	4	...	...	14	1	...	...	4,423	3,536
76	Ekiti Conference	35	40	5,192	9,627	213	...	...	...	...	...	9	...	...	...	9,831	5,221
77	Kogi Region	6	34	238	790	221	...	...	...	...	...	2	...	...	183	826	257
78	Kwara Conference	31	47	4,027	2,850	90	...	2	...	...	...	9	...	...	...	2,933	3,981
79	Lagos Atlantic Conference	27	28	2,145	6,539	343	...	3	54	...	28	11	...	...	...	6,900	2,186
80	Lagos Mainland Conference	40	33	...	7,665	...	...	...	...	...	...	...	...	...	...	7,665	...
81	Ogun Conference	30	59	5,222	9,899	423	...	6	...	...	...	3	...	...	...	10,325	4,377
82	Ondo Mission	27	43	1,202	2,417	80	...	3	1	...	1	9	...	9	...	2,482	896
83	Osun Conference	34	40	5,480	5,906	240	...	...	...	...	...	18	...	...	...	6,128	5,368
84	Oyo Conference	34	42	...	3,928	...	...	...	...	...	...	...	...	...	...	3,928	...
	Totals	323	484	29,544	60,776	2,283	...	51	64	...	73	96	312	221	183	62,289	29,422
85	WESTERN SAHEL UNION MISSION.	...	...	...	...	...	...	...	...	...	...	...	...	...	...	...	...
86	Cabo Verde Conference	43	40	2,659	9,466	457	19	...	...	1	5	15	42	...	...	9,881	2,513
87	Gambia Region	5	6	...	330	9	...	...	...	...	...	...	...	...	...	339	...
88	Guinea-Bissau Mission	8	14	1,163	3,982	162	...	1	...	...	...	1	...	...	...	4,144	954
89	Mali Mission	5	21	411	2,053	29	...	...	...	...	...	...	...	...	...	2,082	420
90	Senegal/Mauritania Mission	7	7	105	786	28	...	7	14	...	8	8	18	9	135	657	63
	Totals	68	88	4,338	16,617	685	19	8	14	1	13	24	60	9	135	17,103	3,949
91	WEST-CENTRAL AFRICA DIVISION	...	...	...	...	...	...	...	...	...	...	...	...	...	...	...	...
92	Cameroon Union Mission	1,008	671	89,422	114,994	7,459	134	1,170	28,047	846	27,467	297	627	1,788	844	121,627	83,507
93	Central African Union Mission	143	131	6,702	16,241	1,004	4	32	37	88	58	66	106	228	16	16,932	5,719
94	Eastern Nigeria Union Conference	714	661	120,115	169,650	5,692	37	190	758	...	728	777	358	719	...	173,745	118,341
95	Eastern Sahel Union Mission	221	406	29,689	28,203	1,759	...	4	4	7	8	105	57	70	138	29,599	28,148
96	Northern Ghana Union Conference	1,050	1,112	109,023	194,717	9,956	26	28	3,371	349	3,389	469	387	157	2,497	201,548	88,471
97	Northern Nigeria Union Conference	279	421	65,711	50,426	2,392	34	216	996	2	744	311	199	145	6	52,661	63,895
98	Southern Ghana Union Conference	1,040	1,259	76,286	178,941	7,367	33	95	996	455	1,070	495	56	219	216	185,831	64,055
99	West African Union Mission	149	168	13,485	43,014	1,416	...	30	19	...	20	117	3	7	...	44,332	14,702

GENERAL STATISTICS BY DIVISIONS FOR 2021

1 Conference or Mission	Churches, Companies, and Church Membership															
	2a	2b	3a	3b	4a	4a2	4b	4c	4d	5a	5b	5c	5d	5e	6	16
	Churches	Companies	Church Attendance Average	Church Membership at Beginning of Year	Members Added					Members Subtracted					Church Membership at End of Year	Sabbath School Attendance Average
Baptisms					Former Members' Baptisms	Professions of Faith	Letters Received	Adjustments	Letters Granted	Deaths	Dropped	Missing	Adjustments			

WEST-CENTRAL AFRICA DIVISION (CONT'D)

100 Western Nigeria Union Conference	323	484	29,544	60,776	2,283	...	51	64	...	73	96	312	221	183	62,289	29,422
101 Western Sahel Union Mission	68	88	4,338	16,617	685	19	8	14	1	13	24	60	9	135	17,103	3,949
DIVISION TOTALS	4,995	5,401	544,311	873,579	40,013	287	1,824	34,306	1,748	33,570	2,757	2,165	3,563	4,035	905,667	500,206

ATTACHED TO THE GENERAL CONFERENCE

1 CHINESE UNION MISSION	...	...	...	...	...	...	...	...	...	...	...	...	...	...	...	...
2 China	1,139	3,011	...	471,248	5,392	14	224	...	751	...	1,153	...	282	...	476,194	...
3 Hong Kong-Macao Conference	21	4	1,282	4,799	51	...	14	55	...	30	31	...	...	...	4,858	912
Totals	1,160	3,015	1,282	476,047	5,443	14	238	55	751	30	1,184	...	282	...	481,052	912

1 MIDDLE EAST & NORTH AFRICA UN MISS	...	...	...	...	...	...	...	...	...	...	...	...	...	...	...	...
2 East Mediterranean Region	6	4	347	599	20	...	...	8	...	4	5	...	...	...	618	162
3 Egypt-Sudan Field	23	10	681	1,432	170	...	...	2	...	...	4	...	...	...	1,600	561
4 Gulf Field	22	5	1,204	2,589	88	5	4	109	22	97	7	...	...	...	2,713	911
5 North Africa Region	4	1	94	231	26	...	3	5	...	2	...	...	...	...	263	91
6 West Asia Field	4	...	277	524	74	...	...	6	...	7	...	...	...	2	595	273
Totals	59	20	2,602	5,375	378	5	7	130	22	110	16	...	...	2	5,789	1,997

1 ISRAEL FIELD	14	6	565	811	24	...	...	6	...	6	1	...	...	...	834	545
----------------	----	---	-----	-----	----	-----	-----	---	-----	---	---	-----	-----	-----	-----	-----

WORLD SUMMARY

1 East-Central Africa Division	18,403	12,602	1,896,841	4,518,003	227,718	7,388	2,791	189,478	3,832	195,855	9,539	25,597	14,936	36,503	4,666,780	1,783,619
2 Euro-Asia Division	1,715	809	49,225	104,387	1,802	91	108	3,706	87	4,168	2,667	1,315	300	238	101,493	46,567
3 Inter-American Division	15,410	8,407	508,466	3,675,689	124,047	13,639	4,449	29,535	1,921	30,343	11,520	45,849	39,735	60,407	3,661,426	439,749
4 Inter-European Division	2,517	571	41,582	178,790	3,421	71	298	7,249	622	6,696	3,044	1,016	433	696	178,566	35,782
5 North American Division	5,662	902	139,373	1,265,754	20,266	...	4,885	22,817	6,270	21,965	10,415	2,802	5,559	7,609	1,271,642	60,271
6 Northern Asia-Pacific Division	858	218	47,472	287,255	2,206	...	38	1,828	52	2,069	3,589	17	2	38	285,664	35,268
7 South American Division	14,939	13,986	840,623	2,568,201	175,855	31,834	6,390	113,821	409	113,927	18,769	99,987	89,946	5,321	2,568,560	691,474
8 South Pacific Division	2,258	4,094	286,512	609,868	17,367	148	5,984	3,867	195	3,376	2,569	3,573	15,226	95	612,590	256,250
9 Southern Africa-Indian Ocean Division	13,426	14,259	1,153,963	4,242,121	194,864	5,869	2,486	26,318	2,927	27,611	8,930	18,772	72,993	161,595	4,184,684	994,231
10 Southern Asia Division	4,577	4,783	525,167	1,141,332	12,715	...	42	14	66	19	1,602	1,715	940	22	1,149,871	476,551
11 Southern Asia-Pacific Division	8,128	3,680	687,470	1,688,247	131,684	899	655	66,083	74	68,626	4,561	6,446	56,036	2,937	1,749,036	630,788
12 Trans-European Division	1,176	222	14,601	88,533	1,293	21	178	1,192	523	894	1,154	297	162	726	88,507	10,884
13 West-Central Africa Division	4,995	5,401	544,311	873,579	40,013	287	1,824	34,306	1,748	33,570	2,757	2,165	3,563	4,035	905,667	500,206
Attached to the General Conference:																
14 Chinese Union Mission	1,160	3,015	1,282	476,047	5,443	14	238	55	751	30	1,184	...	282	...	481,052	912
15 Middle East and North Africa Union Mission	59	20	2,602	5,375	378	5	7	130	22	110	16	...	...	2	5,789	1,997
16 Israel Field	14	6	565	811	24	...	...	6	...	6	1	...	...	...	834	545

WORLD TOTALS 2021	95,297	72,975	6,740,052	21,723,992	959,096	60,266	30,373	500,405	19,499	509,265	82,317	209,551	300,113	280,224	21,912,161	5,965,091
-------------------	--------	--------	-----------	------------	---------	--------	--------	---------	--------	---------	--------	---------	---------	---------	------------	-----------

WORLD TOTALS 2020	92,876	72,562	6,328,278	21,556,837	707,221	46,984	27,184	743,719	22,041	750,418	64,989	168,286	291,583	104,718	21,723,992	5,634,242
-------------------	--------	--------	-----------	------------	---------	--------	--------	---------	--------	---------	--------	---------	---------	---------	------------	-----------

Net Increase (Decrease)	2,421	413	411,774	167,155	251,875	13,282	3,189	(243,314)	(2,542)	(241,153)	17,328	41,265	8,530	175,506	188,169	330,849
-------------------------	-------	-----	---------	---------	---------	--------	-------	-----------	---------	-----------	--------	--------	-------	---------	---------	---------

Note—Membership statistics, especially baptisms and Church and Sabbath School attendance, are lower than usual in 2021 due to the COVID-19 pandemic which closed churches and offices and limited the reporting. Some attendance counts were taken from online Sabbath School and worship services, where possible.

## **Chapter 4 - Tithe and Offerings**

Conference or Mission	Tithe and Offerings										Per Capita Basis	17	
	7	8	9	10	11	12a	12b	13	14a	14b			
1	Tithe	Tithe Per Capita	World Mission Fund, Including Sabbath School	World Mission Fund Per Capita	Other General Conference Funds	Intradivision Funds	Ingathering Funds	Local Church Funds	Total Tithe and Offerings	Total Tithe and Offerings Per Capita	Membership Basis for Per Capita Calculations June 30, 2020	Sabbath School Mission Offerings	
	US\$	US\$	US\$	US\$	US\$	US\$	US\$	US\$	US\$	US\$	US\$	US\$	
<b>GENERAL CONFERENCE</b>													
1 General Conference	1,863,387	...	...	...	2,608,155	...	...	...	4,471,542	...	...	...	
2 General Conference Institutions	...	...	...	...	...	...	...	...	...	...	...	...	
Totals	1,863,387	...	...	...	2,608,155	...	...	...	4,471,542	...	...	...	
<b>EAST-CENTRAL AFRICA DIVISION</b>													
1 BURUNDI UNION MISSION	2,373	...	...	...	...	...	...	...	2,373	...	...	...	
2 East Burundi Field	108,197	4.09	1,301	0.05	10,728	16,092	...	26,821	163,139	6.17	26,450	148	
3 North Burundi Field	90,294	2.24	963	0.02	7,551	11,327	...	18,878	129,013	3.20	40,293	228	
4 North-West Burundi Field	245,539	2.38	3,421	0.03	17,491	26,237	...	43,728	336,416	3.26	103,065	833	
5 South-West Burundi Field	200,133	9.59	2,313	0.11	16,031	24,047	...	40,078	282,602	13.55	20,861	559	
Totals	646,536	3.39	7,998	0.04	51,801	77,703	...	129,505	913,543	4.79	190,669	1,768	
6 EAST CONGO UNION MISSION	...	...	...	...	...	...	...	...	...	...	...	...	
7 East Kasai Field	49,770	2.16	...	...	1,723	2,585	...	4,308	58,386	2.54	22,998	...	
8 East Katanga Mission	57,039	3.71	...	...	2,521	3,782	...	6,304	69,646	4.53	15,367	...	
9 North Katanga Field	126,099	7.11	...	...	3,286	4,929	...	8,215	142,529	8.04	17,727	...	
10 South Katanga Field	307,746	5.87	...	...	20,559	30,838	...	51,397	410,540	7.83	52,457	...	
11 West Katanga Field	129,291	9.93	...	...	4,416	6,624	...	11,040	151,371	11.63	13,020	...	
Totals	669,945	5.51	...	...	32,505	48,758	...	81,264	832,472	6.85	121,569	...	
12 EAST KENYA UNION CONFERENCE	28,120	...	...	...	...	...	...	...	28,120	...	...	...	
13 Central Kenya Conference	3,756,416	102.84	...	...	127,497	191,245	...	318,742	4,393,900	120.29	36,528	...	
14 Central Rift Valley Conference	1,453,202	38.65	...	...	92,708	139,062	...	231,770	1,916,742	50.98	37,597	...	
15 East Nairobi Field	3,195,315	56.07	...	...	129,309	193,963	...	323,272	3,841,859	67.42	56,983	...	
16 Kenya Coast Field	1,245,995	42.50	...	...	85,270	127,905	...	213,174	1,672,344	57.05	29,316	...	
17 North East Kenya Field	827,748	29.82	...	...	56,190	84,286	...	140,476	1,108,700	39.94	27,761	...	
18 Nyamira Conference	1,004,590	11.59	...	...	29,001	43,501	...	72,501	1,149,593	13.26	86,700	...	
19 Nyamira West Field	710,045	8.87	...	...	16,560	24,840	...	41,400	792,845	9.91	80,031	...	
20 South Kenya Conference	1,575,305	12.14	...	...	53,604	80,406	...	134,010	1,843,325	14.21	129,726	...	
21 South Nairobi Kajiado Field	2,225,568	89.60	...	...	81,184	121,777	...	202,961	2,631,490	105.94	24,839	...	
22 South Rift Valley Field	532,835	21.26	...	...	39,228	58,841	...	98,069	728,973	29.08	25,064	...	
23 South-East Kenya Field	860,481	10.86	...	...	33,332	49,998	...	83,329	1,027,140	12.96	79,246	...	
Totals	17,415,620	28.37	...	...	743,883	1,115,824	...	1,859,704	21,135,031	34.43	613,791	...	
24 EASTERN ETHIOPIA UNION MISSION	7,707	...	...	...	...	...	...	...	7,707	...	...	...	
25 Central Ethiopia Field	706,065	66.72	...	...	11,743	17,615	...	29,358	764,781	72.27	10,582	...	
26 North Ethiopia Field	...	...	...	...	...	...	...	...	...	...	462	...	
27 Northwest Ethiopia Field	45,383	17.08	...	...	385	577	...	962	47,307	17.80	2,657	...	
28 South Central Ethiopia Field	127,671	8.55	...	...	1,654	2,481	...	4,136	135,942	9.11	14,930	...	
29 South East Ethiopia Field	155,480	15.20	...	...	1,384	2,076	...	3,460	162,400	15.87	10,230	...	
30 South Ethiopia Field	280,248	8.77	...	...	4,219	6,329	...	10,548	301,344	9.43	31,968	...	
31 South Green Ethiopia Field	98,995	6.89	...	...	710	1,065	...	1,775	102,545	7.13	14,376	...	
32 South Shewa Ethiopia Field	98,577	5.88	...	...	790	1,185	...	1,975	102,527	6.12	16,757	...	
Totals	1,520,126	14.91	...	...	20,885	31,328	...	52,214	1,624,553	15.93	101,962	...	
33 NORTH EAST CONGO UNION MISSION	25,996	...	...	...	...	...	...	...	25,996	...	...	...	
34 Central Kivu Field	1,398,145	13.49	6,399	0.06	43,175	64,763	...	107,939	1,620,421	15.63	103,641	956	
35 Kibali Ituri Mission	278,633	21.24	808	0.06	15,659	23,488	...	39,147	357,735	27.27	13,116	432	
36 Maniema Mission	75,343	9.60	1,052	0.13	1,178	1,767	...	2,946	82,286	10.49	7,846	...	
37 North Kivu Field	1,084,810	18.15	7,736	0.13	36,938	55,407	...	92,345	1,277,236	21.36	59,782	4,166	
38 South Kivu Field	347,096	9.90	514	0.01	15,274	22,911	...	38,185	423,980	12.09	35,061	...	
39 Upper Congo Field	120,317	5.31	148	0.01	6,552	9,828	...	16,380	153,225	6.76	22,672	...	
Totals	3,330,340	13.76	16,657	0.07	118,776	178,164	...	296,942	3,940,879	16.28	242,118	5,554	
40 NORTHERN TANZANIA UNION CONF	45,846	...	...	...	...	...	...	...	45,846	...	...	...	
41 Mara Conference	1,252,599	6.69	...	...	147,869	221,803	...	369,671	1,991,942	10.63	187,358	...	
42 North-East Tanzania Conference	981,548	16.68	...	...	125,027	187,540	...	312,567	1,606,682	27.30	58,862	...	
43 Nyanza Gold Belt Field	1,195,242	11.74	...	...	189,276	283,914	...	473,191	2,141,623	21.03	101,847	...	
44 South Nyanza Conference	1,616,414	10.47	...	...	237,955	356,933	...	594,888	2,806,190	18.18	154,362	...	
45 Tanzania Rift Valley Field	1,000,214	25.34	...	...	107,925	161,888	...	269,813	1,539,840	39.01	39,478	...	
46 Western Tanzania Conference	863,766	10.14	...	...	125,213	187,819	...	313,032	1,489,830	17.50	85,143	...	
Totals	6,955,629	11.09	...	...	933,265	1,399,897	...	2,333,162	11,621,953	18.53	627,050	...	
47 RWANDA UNION MISSION	19,461	...	...	...	...	...	...	...	19,461	...	...	...	
48 Central Rwanda Field	438,981	3.20	...	...	9,876	14,814	...	371	24,691	488,733	3.56	137,137	...
49 East Central Rwanda Field	1,982,864	12.62	...	...	54,440	81,660	1,200	136,099	2,256,263	14.37	157,060	...	
50 North Rwanda Field	878,835	6.21	...	...	21,368	32,052	98	53,420	985,773	6.96	141,620	...	
51 North-East Rwanda Field	268,875	3.25	...	...	5,989	8,983	8	14,972	298,827	3.61	82,668	...	
52 North-West Rwanda Field	668,790	5.98	...	...	19,109	28,664	2,669	47,773	767,005	6.86	111,789	...	
53 South Rwanda Field	473,213	3.85	...	...	10,409	15,614	73	26,024	525,333	4.27	122,945	...	
54 South-East Rwanda Field	340,482	2.96	...	...	10,833	16,250	47	27,083	394,695	3.43	114,945	...	

# STATISTICAL REPORT FOR 2021

Conference or Mission	Tithe and Offerings										Per Capita	
1	7	8	9	10	11	12a	12b	13	14a	14b	Basis	17
Conference or Mission	Tithe	Tithe Per Capita	World Mission Fund, including Sabbath School	World Mission Fund Per Capita	Other General Conference Funds	Intradivision Funds	Ingathering Funds	Local Church Funds	Total Tithe and Offerings	Total Tithe and Offerings Per Capita	Membership Basis for Per Capita Calculations June 30, 2020	Sabbath School Mission Offerings
	US\$	US\$	US\$	US\$	US\$	US\$	US\$	US\$	US\$	US\$	US\$	US\$
<b>EAST-CENTRAL AFRICA DIVISION (CONT'D)</b>												
55 West Rwanda Field	572,183	5.12	...	...	14,821	22,232	418	37,054	646,708	5.79	111,738	...
Totals	5,643,684	5.76	...	...	146,845	220,269	4,884	367,116	6,382,798	6.51	979,902	...
56 SOUTHERN TANZANIA UNION MISSION	41,963	...	...	...	...	...	...	...	41,963	...	...	...
57 Central Tanzania Field	954,768	31.74	...	...	137,025	205,537	...	342,561	1,639,891	54.52	30,077	...
58 East-Central Tanzania Conference	2,553,450	44.04	...	...	241,337	362,005	...	603,342	3,760,134	64.85	57,982	...
59 Lake Tanganyika Field	361,577	14.81	...	...	65,641	98,461	...	164,102	689,781	28.26	24,410	...
60 South-East Tanzania Conference	1,856,255	35.21	...	...	200,236	300,355	...	500,591	2,857,437	54.20	52,718	...
61 Southern Highlands Conference	759,285	30.28	...	...	126,119	189,178	...	315,297	1,389,879	55.42	25,079	...
Totals	6,527,298	34.31	...	...	770,358	1,155,536	...	1,925,893	10,379,085	54.55	190,266	...
62 UGANDA UNION MISSION	15,127	...	...	...	...	...	...	...	15,127	...	...	...
63 Central Uganda Conference	2,720,271	18.03	27,781	0.18	99,640	149,461	...	249,101	3,246,254	21.51	150,893	27,781
64 Eastern Uganda Field	243,281	6.84	3,244	0.09	20,880	31,319	...	52,199	350,923	9.86	35,589	3,244
65 North Buganda Field	356,939	8.49	4,350	0.10	15,219	22,828	...	38,047	437,383	10.40	42,052	4,350
66 Northern Uganda Field	132,295	4.85	1,612	0.06	14,123	21,184	...	35,307	204,521	7.50	27,286	1,612
67 Rwenzori Field	437,384	8.11	3,980	0.07	22,155	33,232	...	55,387	552,138	10.23	53,948	3,980
68 Southwestern Uganda Field	297,828	10.22	2,097	0.07	14,921	22,382	...	37,303	374,531	12.85	29,144	2,097
69 West Buganda Field	237,807	4.37	2,531	0.05	18,611	27,917	...	46,528	333,394	6.13	54,420	2,531
70 Western Uganda Field	350,640	9.14	2,558	0.07	27,053	40,580	...	67,634	488,465	12.73	38,370	2,558
Totals	4,791,572	11.10	48,153	0.11	232,602	348,903	...	581,506	6,002,736	13.90	431,702	48,153
71 WEST CONGO UNION MISSION	124,849	...	...	...	...	...	...	...	124,849	...	...	...
72 Central Kasai Field	128,570	0.80	...	...	1,704	2,555	...	4,259	137,088	0.85	160,599	...
73 Congo Equatorial Field	16,199	6.16	...	...	668	1,002	...	1,671	19,540	7.43	2,631	...
74 Lower Congo Field	96,411	25.85	...	...	2,373	3,559	...	5,932	108,275	29.03	3,730	...
75 West Congo Field	655,562	25.35	...	...	20,697	31,046	...	51,743	759,048	29.36	25,857	...
76 West Kasai Field	128,599	0.93	...	...	2,856	4,285	...	7,141	142,881	1.03	138,621	...
Totals	1,150,190	3.47	...	...	28,298	42,447	...	70,746	1,291,681	3.90	331,438	...
77 WEST KENYA UNION CONFERENCE	...	...	...	...	...	...	...	...	...	...	...	...
78 Central Nyanza Conference	1,452,546	20.02	...	...	45,091	67,636	...	112,726	1,677,999	23.13	72,542	...
79 Greater Rift Valley Conference	1,729,436	22.89	...	...	96,087	144,130	...	240,216	2,209,869	29.24	75,565	...
80 Kenya Lake Conference	2,036,266	22.27	...	...	24,691	37,037	...	61,729	2,159,723	23.62	91,444	...
81 Lake Victoria Field	1,321,661	18.40	...	...	18,487	27,730	...	46,217	1,414,095	19.69	71,823	...
82 North West Kenya Conference	1,339,363	24.99	...	...	68,137	102,206	...	170,343	1,680,049	31.34	53,604	...
83 Ranen Conference	2,208,107	22.73	...	...	33,102	49,652	...	82,754	2,373,615	24.43	97,149	...
Totals	10,087,379	21.83	...	...	285,595	428,391	...	713,985	11,515,350	24.92	462,127	...
84 WESTERN ETHIOPIA UNION MISSION	95,549	...	...	...	...	...	...	...	95,549	...	...	...
85 Gambella Field Station	72,428	4.07	...	...	2,665	3,998	...	6,663	85,754	4.82	17,807	...
86 South West Ethiopia Field	37,257	17.19	...	...	239	358	...	597	38,451	17.74	2,167	...
87 West Central Ethiopia Field	133,232	8.91	...	...	532	797	...	1,329	135,890	9.08	14,958	...
88 West Ethiopia Conference	696,543	9.60	...	...	2,093	3,139	...	5,231	707,006	9.75	72,519	...
Totals	1,035,009	9.63	...	...	5,529	8,292	...	13,820	1,062,650	9.89	107,451	...
89 ATTACHED FIELDS	...	...	...	...	...	...	...	...	...	...	...	...
90 Eritrea Mission Field	19,667	37.39	...	...	586	879	...	586	21,718	41.29	526	...
91 SOUTH SUDAN ATTACHED TERRITORY	...	...	...	...	...	...	...	...	...	...	...	...
92 Eastern Upper Nile Field	54,649	5.25	94	0.01	2,170	3,255	...	5,424	65,592	6.31	10,400	94
93 Greater Bahr el Ghazal Field	126,854	9.90	682	0.05	10,460	15,691	...	26,151	179,838	14.03	12,820	682
94 Greater Equatoria Field	463,352	22.18	5,770	0.28	22,415	33,623	...	56,038	581,198	27.82	20,889	5,770
95 Greater Upper Nile Field	60,252	7.68	139	0.02	2,630	3,945	...	6,575	73,541	9.37	7,846	139
Totals	705,107	13.57	6,685	0.13	37,675	56,514	...	94,188	900,169	17.33	51,955	6,685
Attached Fields Totals	724,774	13.81	6,685	0.13	38,261	57,393	...	94,774	921,887	17.57	52,481	6,685
96 EAST-CENTRAL AFRICA DIVISION	113,661	...	...	...	...	...	...	...	113,661	...	...	...
97 Burundi Union Mission	646,536	3.39	7,998	0.04	51,801	77,703	...	129,505	913,543	4.79	190,669	1,768
98 East Congo Union Mission	669,945	5.51	...	...	32,505	48,758	...	81,264	832,472	6.85	121,569	...
99 East Kenya Union Conference	17,415,620	28.37	...	...	743,883	1,115,824	...	1,859,704	21,135,031	34.43	613,791	...
100 Eastern Ethiopia Union Mission	1,520,126	14.91	...	...	20,885	31,328	...	52,214	1,624,553	15.93	101,962	...
101 North East Congo Union Mission	3,330,340	13.76	16,657	0.07	118,776	178,164	...	296,942	3,940,879	16.28		



## GENERAL STATISTICS BY DIVISIONS FOR 2021

Conference or Mission	Tithe and Offerings										Per Capita	
	7	8	9	10	11	12a	12b	13	14a	14b	Basis	17
1	Tithe	Tithe Per Capita	World Mission Fund, Including Sabbath School	World Mission Fund Per Capita	Other General Conference Funds	Intradivision Funds	Ingathering Funds	Local Church Funds	Total Tithe and Offerings	Total Tithe and Offerings Per Capita	Membership Basis for Per Capita Calculations June 30, 2020	Sabbath School Mission Offerings
	US\$	US\$	US\$	US\$	US\$	US\$	US\$	US\$	US\$	US\$	US\$	US\$
<b>EAST-CENTRAL AFRICA DIVISION (CONT'D)</b>												
109 Attached Fields	724,774	13.81	6,685	0.13	38,261	57,393	...	94,774	921,887	17.57	52,481	6,685
DIVISION TOTALS	60,611,763	13.61	79,493	0.02	3,408,603	5,112,905	4,884	8,520,631	77,738,279	17.46	4,452,526	62,160
<b>EURO-ASIA DIVISION</b>												
1 BELARUS UN OF CHURCHES CONF	656,091	175.28	24,164	6.46	...	23,547	...	70,640	774,442	206.90	3,743	23,547
2 CAUCASUS UNION MISSION	...	...	...	...	...	...	...	...	...	...	...	...
3 Kubano-Chernomorskaya Conference	953,664	315.89	23,984	7.94	14	22,931	740	68,794	1,070,127	354.46	3,019	22,931
4 North Caucasus Mission	556,977	259.42	16,605	7.73	20	16,504	496	49,511	640,113	298.14	2,147	16,504
5 Rostov-Kalmykia Conference	707,910	305.40	18,656	8.05	7	16,586	2,676	49,759	795,594	343.22	2,318	16,586
Totals	2,218,551	296.44	59,245	7.92	41	56,021	3,912	168,064	2,505,834	334.83	7,484	56,021
6 EAST RUSSIAN UNION MISSION	...	...	...	...	...	...	...	...	...	...	...	...
7 Central Siberian Mission	425,763	237.99	9,368	5.24	56	9,156	223	27,467	472,033	263.85	1,789	9,156
8 East Siberian Mission	508,790	251.88	8,428	4.17	...	8,428	...	25,284	550,930	272.74	2,020	8,428
9 West Siberian Mission	325,114	271.15	4,472	3.73	...	4,073	...	12,220	345,879	288.47	1,199	4,073
Totals	1,259,667	251.53	22,268	4.45	56	21,657	223	64,971	1,368,842	273.33	5,008	21,657
10 FAR EASTERN UN OF CHURCHES MISS	726,177	347.12	28,018	13.39	...	17,460	46	52,380	824,081	393.92	2,092	17,460
11 MOLDOVA UN OF CHURCHES CONF	2,272,875	268.06	50,597	5.97	...	50,597	...	151,792	2,525,861	297.90	8,479	50,597
12 SOUTHERN UNION MISSION	...	...	...	...	...	...	...	...	...	...	5	...
13 Kyrgyzstan Mission	139,108	215.34	4,640	7.18	13	4,640	...	13,921	162,322	251.27	646	4,640
14 Northern Kazakhstan Mission	381,551	283.89	16,915	12.59	...	16,915	...	50,746	466,127	346.82	1,344	16,915
15 Southern Kazakhstan Mission	296,264	304.80	9,098	9.36	...	9,023	...	27,070	341,455	351.29	972	9,023
16 Tajikistan Field	19,413	77.34	742	2.96	...	742	...	2,225	23,122	92.12	251	742
17 Turkmenistan Field	1,256	13.08	90	0.94	...	90	...	271	1,707	17.78	96	90
18 Uzbekistan Field	113,312	162.34	2,638	3.78	...	2,638	8	7,913	126,509	181.24	698	2,638
Totals	950,904	237.01	34,123	8.51	13	34,048	8	102,146	1,121,242	279.47	4,012	34,048
19 UKRAINIAN UNION CONFERENCE	...	...	...	...	...	...	...	...	...	...	...	...
20 Bukovinskaya Conference	1,887,226	283.11	52,842	7.93	...	52,842	...	158,525	2,151,435	322.75	6,666	52,842
21 Central Ukrainian Conference	1,181,644	266.44	27,791	6.27	...	27,791	...	83,373	1,320,599	297.77	4,435	27,791
22 Dnieper Conference	920,085	195.35	16,654	3.54	...	16,654	...	49,961	1,003,354	213.03	4,710	16,654
23 Eastern Dnieper Conference	1,368,528	185.87	27,805	3.78	...	27,805	...	83,416	1,507,554	204.75	7,363	27,805
24 Eastern Ukrainian Mission	244,066	134.84	11,479	6.34	...	9,608	254	28,824	294,231	162.56	1,810	9,608
25 Kyiv Conference	1,298,327	328.52	30,556	7.73	...	30,556	...	91,667	1,451,106	367.18	3,952	30,556
26 Podolsk Conference	1,432,325	270.86	36,274	6.86	...	36,274	...	108,823	1,613,696	305.16	5,288	36,274
27 Southern Ukrainian Conference	946,676	226.15	19,104	4.56	...	19,104	...	57,311	1,042,195	248.97	4,186	19,104
28 Western Ukrainian Conference	1,601,378	270.32	34,588	5.84	...	34,588	...	103,763	1,774,317	299.51	5,924	34,588
Totals	10,880,255	245.42	257,093	5.80	...	255,222	254	765,663	12,158,487	274.25	44,334	255,222
29 WEST RUSSIAN UNION CONFERENCE	...	...	...	...	...	...	...	...	...	...	...	...
30 Central Conference	1,118,386	321.65	10,902	3.14	279	10,849	51	32,548	1,173,015	337.36	3,477	10,849
31 Moscow Conference	2,011,574	589.39	26,840	7.86	237	22,746	481	68,238	2,130,116	624.12	3,413	22,746
32 Northwestern Conference	1,026,599	348.00	18,852	6.39	...	14,133	371	42,399	1,102,354	373.68	2,950	14,133
33 Southern Conference	1,972,395	291.82	30,276	4.48	...	29,003	225	87,008	2,118,907	313.49	6,759	29,003
34 Ural Conference	1,144,909	286.08	12,354	3.09	33	7,892	250	23,675	1,189,113	297.13	4,002	7,892
35 Volga Conference	731,029	260.80	11,132	3.97	...	10,474	537	31,422	784,594	279.91	2,803	10,474
36 Volgo-Vyatskaya Conference	1,002,887	259.08	13,528	3.49	69	12,918	45	38,755	1,068,202	275.95	3,871	12,918
Totals	9,007,779	330.26	123,884	4.54	618	108,015	1,960	324,045	9,566,301	350.74	27,275	108,015
37 ATTACHED FIELDS	...	...	...	...	...	...	...	...	...	...	...	...
38 Armenian Field	445,702	533.14	9,933	11.88	177	9,913	1,283	29,738	496,746	594.19	836	9,913
39 Crimea Mission	139,944	81.70	3,808	2.22	...	3,808	...	11,423	158,983	92.81	1,713	3,808
40 Georgian Field	56,299	165.10	1,558	4.57	...	1,558	...	4,675	64,090	187.95	341	1,558
Totals	641,945	222.13	15,299	5.29	177	15,279	1,283	45,836	719,819	249.07	2,890	15,279
41 EURO-ASIA DIVISION	...	...	...	...	...	...	...	...	...	...	...	...
42 Belarus Union of Churches Conference	656,091	175.28	24,164	6.46	...	23,547	...	70,640	774,442	206.90	3,743	23,547
43 Caucasus Union Mission	2,218,551	296.44	59,245	7.92	41	56,021	3,912	168,064	2,505,834	334.83	7,484	56,021
44 East Russian Union Mission	1,259,667	251.53	22,268	4.45	56	21,657	223	64,971	1,368,842	273.33	5,008	21,657
45 Far Eastern Union of Churches Mission	726,177	347.12	28,018	13.39	...	17,460	46	52,380	824,081	393.92	2,092	17,460
46 Moldova Union of Churches Conference	2,272,875	268.06	50,597	5.97	...	50,597	...	151,792	2,525,861	297.90	8,479	50,597
47 Southern Union Mission	950,904	237.01	34,123	8.51	13	34,048	8	102,146	1,121,242	279.47	4,012	34,048
48 Ukrainian Union Conference	10,880,255	245.42	257,093	5.80	...	255,222	254	765,663	12,158,487	274.25	44,334	255,222
49 West Russian Union Conference	9,007,779	330.26	123,884	4.54	618	108,015	1,960	324,045	9,566,301	350.74	27,275	108,015
50 Attached Fields	641,945	222.13	15,299	5.29	177	15,279	1,283	45,836	719,819	249.07	2,890	15,279
DIVISION TOTALS	28,614,244	271.70	614,691	5.84	905	581,846	7,686	1,745,537	31,564,909	299.71	105,317	581,846

# STATISTICAL REPORT FOR 2021

Conference or Mission	Tithe and Offerings										Per Capita Basis	
1	7	8	9	10	11	12a	12b	13	14a	14b	Membership Basis for Per Capita Calculations June 30, 2020	17
Conference or Mission	Tithe	Tithe Per Capita	World Mission Fund, Including Sabbath School	World Mission Fund Per Capita	Other General Conference Funds	Intradivision Funds	Ingathering Funds	Local Church Funds	Total Tithe and Offerings	Total Tithe and Offerings Per Capita	Membership Basis for Per Capita Calculations June 30, 2020	Sabbath School Mission Offerings
	US\$	US\$	US\$	US\$	US\$	US\$	US\$	US\$	US\$	US\$	US\$	US\$
<b>INTER-AMERICAN DIVISION</b>												
1 ATLANTIC CARIBBEAN UNION MISSION...	24,798	...	28,471	...	2,562	1,736	...	85,412	142,979	...	...	26,762
2 Cayman Islands Conference .....	5,001,946	752.40	226,750	34.11	20,408	350,136	...	680,251	6,279,491	944.57	6,648	213,145
3 North Bahamas Conference .....	970,423	238.32	55,931	13.74	5,034	67,930	488	167,792	1,267,598	311.30	4,072	52,575
4 South Bahamas Conference .....	5,231,323	295.05	302,155	17.04	27,194	366,193	377	906,464	6,833,706	385.43	17,730	284,025
5 Turks and Caicos Islands Conference .....	1,034,250	267.66	38,073	9.85	3,427	72,397	849	114,220	1,263,216	326.92	3,864	35,789
Totals .....	12,262,740	379.49	651,380	20.16	58,625	858,392	1,714	1,954,139	15,786,990	488.55	32,314	612,296
6 BELIZE UNION MISSION .....	106,513	...	2,783	...	250	7,456	...	8,348	125,350	...	...	2,616
7 Central Belize Mission .....	539,394	34.71	29,767	1.92	2,679	37,758	962	89,302	699,862	45.04	15,540	27,981
8 North Belize Mission .....	545,786	32.70	28,101	1.68	2,529	38,205	247	84,302	699,170	41.89	16,690	26,415
9 South West Belize Mission .....	643,290	40.81	30,896	1.96	2,781	45,030	217	92,688	814,902	51.70	15,762	29,042
Totals .....	1,834,983	38.24	91,547	1.91	8,239	128,449	1,426	274,640	2,339,284	48.74	47,992	86,054
10 CARIBBEAN UNION CONFERENCE .....	64,032	...	40,746	...	3,667	5,443	...	122,238	236,126	...	...	38,301
11 East Caribbean Conference .....	5,283,343	190.86	225,947	8.16	20,335	449,084	...	677,841	6,656,550	240.46	27,682	212,390
12 Grenada Conference .....	1,740,701	120.51	84,545	5.85	7,609	147,960	31,451	253,636	2,265,902	156.87	14,444	79,473
13 Guyana Conference .....	3,480,501	53.10	267,063	4.07	24,036	295,843	105,618	801,189	4,974,250	75.89	65,546	251,039
14 North Caribbean Conference .....	7,835,757	481.19	386,446	23.73	34,780	666,039	134,134	1,159,337	10,216,493	627.39	16,284	363,260
15 South Caribbean Conference .....	8,257,671	137.00	236,447	3.92	21,280	701,902	...	709,342	9,926,642	164.69	60,276	222,261
16 South Leeward Conference .....	3,500,369	306.65	193,899	16.99	17,451	297,531	81,263	581,696	4,672,209	409.30	11,415	182,265
17 St Lucia Mission .....	2,142,858	88.37	93,034	3.84	8,373	150,000	...	279,101	2,673,366	110.25	24,249	87,452
18 St Vincent and the Grenadines Mission .....	1,409,772	97.84	74,953	5.20	6,746	98,684	...	224,859	1,815,014	125.96	14,409	70,456
19 Suriname Mission .....	211,698	38.89	9,677	1.78	871	14,819	...	29,032	266,097	48.88	5,444	9,097
20 Tobago Mission .....	2,012,904	236.84	82,009	9.65	7,381	140,903	98,260	246,028	2,587,485	304.45	8,499	77,089
Totals .....	35,939,606	144.77	1,694,766	6.83	152,529	2,968,208	450,726	5,084,299	46,290,134	186.47	248,248	1,593,083
21 CENTRAL MEXICAN UNION MISSION .....	89,932	...	9,954	...	896	6,295	...	29,863	136,940	...	...	9,357
22 Azteca Mexican Conference .....	1,136,329	53.81	68,847	3.26	6,196	79,543	13,670	206,542	1,511,127	71.56	21,116	64,717
23 Bajio Mexican Conference .....	1,327,886	125.02	71,656	6.75	6,449	92,952	18,593	214,968	1,732,504	163.12	10,621	67,357
24 Metropolitan Mexican Conference .....	1,667,396	44.52	91,727	2.45	8,255	116,718	18,861	275,180	2,178,137	58.16	37,451	86,223
25 Mexiquense Mexican Mission .....	443,207	65.70	25,976	3.85	2,338	31,024	...	77,927	580,472	86.05	6,746	24,417
26 Valley Mexican Conference .....	935,929	69.51	56,017	4.16	5,041	65,515	...	168,050	1,230,552	91.39	13,465	52,656
Totals .....	5,600,679	62.65	324,177	3.63	29,175	392,047	51,124	972,530	7,369,732	82.44	89,399	304,727
27 CHIAPAS MEXICAN UNION CONF .....	89,003	...	56,440	...	5,080	6,230	...	169,319	326,072	...	...	53,053
28 Central Chiapas Conference .....	2,534,488	82.77	199,709	6.52	17,974	177,414	4,687	599,128	3,533,400	115.39	30,622	187,727
29 Grijalva Conference .....	2,549,024	92.72	242,861	8.83	21,857	178,432	4,470	728,583	3,725,227	135.50	27,493	228,289
30 North Chiapas Conference .....	4,239,316	83.98	411,779	8.16	37,060	296,752	21,106	1,235,338	6,241,351	123.64	50,482	387,072
31 Palenque Mission .....	1,179,957	67.98	120,979	6.97	10,888	79,620	7,430	362,936	1,761,810	101.50	17,357	113,720
32 Soconusco Conference .....	2,350,863	88.10	199,127	7.46	17,921	164,560	13,282	597,381	3,343,134	125.29	26,683	187,179
33 South Chiapas Conference .....	2,501,703	69.93	223,892	6.26	20,150	175,119	15,244	671,675	3,607,783	100.85	35,772	210,458
34 Upper Chiapas Conference .....	2,728,299	59.86	222,355	4.88	20,012	190,981	12,306	667,066	3,841,019	84.27	45,578	209,014
35 West Chiapas Conference .....	3,165,786	109.36	358,157	12.37	32,234	221,605	925	1,074,471	4,853,178	167.65	28,948	336,668
Totals .....	21,338,439	81.15	2,035,299	7.74	183,176	1,490,713	79,450	6,105,897	31,232,974	118.79	262,935	1,913,180
36 CUBAN UNION CONFERENCE .....	...	...	...	...	...	...	...	...	...	...	...	...
37 Central Conference .....	...	...	...	...	...	...	...	...	...	...	...	...
38 Del Amanecer Conference .....	...	...	...	...	...	...	...	...	...	...	...	...
39 East Conference .....	...	...	...	...	...	...	...	...	...	...	...	...
40 Pinarena Mission .....	...	...	...	...	...	...	...	...	...	...	...	...
41 Villa Perla Mission .....	...	...	...	...	...	...	...	...	...	...	...	...
42 West Conference .....	...	...	...	...	...	...	...	...	...	...	...	...
Totals .....	...	...	...	...	...	...	...	...	...	...	...	...
43 DOMINICAN UNION CONFERENCE .....	546,504	...	114,527	...	10,307	38,255	...	343,580	1,053,173	...	...	107,655
44 Central Dominican Conference .....	4,787,933	72.62	467,991	7.10	42,119	335,155	10,718	1,403,973	7,047,889	106.90	65,932	439,912
45 East Dominican Conference .....	2,765,325	31.67	300,895	3.45	27,081	193,573	5,710	902,684	4,195,268	48.04	87,328	282,841
46 North Dominican Conference .....	2,535,087	69.95	235,292	6.49	21,176	177,456	5,276	705,876	3,680,163	101.54	36,243	221,174
47 Northeast Dominican Conference .....	1,770,438	46.88	135,703	3.59	12,213	123,931	3,459	407,109	2,452,853	64.96	37,762	127,561
48 South Dominican Conference .....	1,025,222	20.75	81,678	1.65	7,351	71,766	3,617	245,035	1,434,669	29.04	49,404	76,778
49 Southeast Dominican Conference .....	3,930,952	48.54	430,914	5.32	38,782	275,167	12,480	1,292,743	5,981,038	73.85	80,987	405,060
Totals .....	17,361,461	48.54	1,767,000	4.94	159,029	1,215,303	41,260	5,301,000	25,845,053	72.26	357,656	1,660,981
50 DUTCH CARIBBEAN UNION MISSION .....	214,973	...	6,112	...	550	15,048	...	18,335	255,018	...	...	5,745
51 Aruba Mission .....	390,357	334.78	27,534	23.61	2,478	27,325	...	82,603	530,297	454.80	1,166	25,882
52 Bonaire Mission .....	146,936	335.47	9,790	22.35	881	10,286	...	29,369	197,262	450.37	438	9,202
53 Curacao Conference .....	1,864,042	223.13	117,676	14.09	10,591	130,483	...	353,027	2,475,819	296.36	8,354	110,615
Totals .....	2,616,308	262.73	161,112	16.18	14,500	183,142	...	483,334	3,458,396	347.30	9,958	151,444
54 EAST VENEZUELA UNION MISSION .....	157,790	...	1,648	...	148	11,045	...	4,945	175,576	...	...	1,550
55 Central East Venezuela Conference .....	159,141	8.89	11,605	0.65	1,044	11,140	...	34,815	217,745	12.16	17,902	10,909
56 Central Llanos Venezuela Mission .....	56,678	3.88	3,508	0.24	316	3,967	6	10,525	75,000	5.13	14,618	3,298
57 Central Venezuela Conference .....	82,049	3.42	9,307	0.39	838	5,743	...	27,920	125,857	5.25	23,963	8,748
58 East Venezuela Conference .....	95,982	3.08	8,256	0.27	743	6,719	...	24,768	136,468	4.38	31,137	7,761

## GENERAL STATISTICS BY DIVISIONS FOR 2021

Conference or Mission	Tithe and Offerings										Per Capita Basis	
	7	8	9	10	11	12a	12b	13	14a	14b	Membership Basis for Per Capita Calculations June 30, 2020	17
1	Tithe	Tithe Per Capita	World Mission Fund, Including Sabbath School	World Mission Fund Per Capita	Other General Conference Funds	Intradivision Funds	Ingathering Funds	Local Church Funds	Total Tithe and Offerings	Total Tithe and Offerings Per Capita	Membership Basis for Per Capita Calculations June 30, 2020	Sabbath School Mission Offerings
	US\$	US\$	US\$	US\$	US\$	US\$	US\$	US\$	US\$	US\$	US\$	US\$
<b>INTER-AMERICAN DIVISION (CONT'D)</b>												
59 Northeast Venezuela Mission	88,657	5.31	6,754	0.40	608	6,206	...	20,262	122,487	7.34	16,688	6,349
60 South Bolivar Venezuela Mission	156,390	6.23	22,941	0.91	2,065	10,947	...	68,822	261,165	10.40	25,101	21,564
61 South Central Venezuela Conference	130,153	6.70	14,038	0.72	1,263	9,111	...	42,113	196,678	10.12	19,430	13,195
62 Southeast Venezuela Conference	73,318	2.22	7,651	0.23	689	5,132	...	22,954	109,744	3.33	32,977	7,192
Totals	1,000,158	5.50	85,708	0.47	7,714	70,010	6	257,124	1,420,720	7.81	181,816	80,566
63 EL SALVADOR UNION MISSION	93,701	...	18,313	...	1,648	6,559	...	54,939	175,160	...	...	17,214
64 Central El Salvador Conference	996,253	41.60	59,424	2.48	5,348	69,738	52,500	178,271	1,361,534	56.86	23,947	55,858
65 East El Salvador Conference	1,520,138	27.40	136,591	2.46	12,293	106,410	71,031	409,772	2,256,235	40.67	55,475	128,395
66 Metropolitan El Salvador Conference	1,233,511	35.50	72,533	2.09	6,528	86,346	56,793	217,599	1,673,310	48.16	34,745	68,181
67 Paracentral El Salvador Conference	1,002,247	28.80	75,278	2.16	6,775	70,157	41,501	225,833	1,421,791	40.85	34,804	70,761
68 West El Salvador Conference	1,282,952	28.28	110,152	2.43	9,914	89,807	57,433	330,455	1,880,713	41.45	45,369	103,542
Totals	6,128,802	31.54	472,291	2.43	42,506	429,017	279,258	1,416,869	8,768,743	45.12	194,340	443,951
69 FRENCH ANTILLES-GUIANA UN CONF.	16,555	...	...	...	...	1,159	...	...	17,714	...	...	...
70 French Guiana Mission	1,526,480	489.88	76,600	24.58	6,894	106,854	...	229,801	1,946,629	624.72	3,116	72,004
71 Guadeloupe Conference	5,442,878	539.97	341,073	33.84	30,697	381,001	...	1,023,219	7,218,868	716.16	10,080	320,609
72 Martinique Conference	7,990,141	490.64	380,102	23.34	34,209	559,310	...	1,140,307	10,104,069	620.45	16,285	357,296
Totals	14,976,054	507.99	797,775	27.06	71,800	1,048,324	...	2,393,327	19,287,280	654.23	29,481	749,909
73 GUATEMALA UNION MISSION	103,911	...	31,272	...	2,814	7,274	...	93,815	239,086	...	...	29,395
74 Altiplano Guatemala Mission	1,343,861	48.14	88,672	3.18	7,980	94,070	27,271	266,016	1,827,870	65.48	27,913	83,352
75 Central Guatemala Conference	1,072,823	105.40	78,678	7.73	7,081	75,098	17,309	236,034	1,487,023	146.09	10,179	73,957
76 East Guatemala Mission	1,252,560	49.27	103,980	4.09	9,358	87,679	41,235	311,939	1,806,751	71.07	25,422	97,741
77 Lago Guatemala Mission	637,339	85.39	51,132	6.85	4,602	44,614	10,961	153,395	902,043	120.85	7,464	48,064
78 Metropolitan Guatemala Conference	1,368,804	93.65	88,269	6.04	7,944	95,816	28,999	264,806	1,854,638	126.89	14,616	82,973
79 North Guatemala Mission	1,403,950	39.36	99,981	2.80	8,998	98,277	30,551	299,942	1,941,699	54.44	35,688	93,982
80 South Guatemala Mission	1,647,600	46.08	141,130	3.95	12,702	115,332	37,103	423,389	2,377,256	66.49	35,753	132,662
81 West Guatemala Conference	2,194,583	51.28	178,927	4.18	16,103	153,621	30,621	536,781	3,110,636	72.68	42,800	168,191
Totals	11,025,431	55.18	862,041	4.31	77,582	771,781	224,050	2,586,117	15,547,002	77.81	199,815	810,317
82 HAITIAN UNION MISSION	144,013	...	5,434	...	489	10,081	...	16,301	176,318	...	...	5,108
83 Central Haiti Conference	1,015,162	13.43	85,049	1.12	7,654	71,061	1,252	255,146	1,435,324	18.99	75,603	79,946
84 North Haiti Mission	1,144,394	8.53	133,525	1.00	12,017	80,108	117	400,576	1,770,737	13.20	134,124	125,514
85 Northwest Haiti Mission	935,759	8.16	121,478	1.06	10,933	65,503	...	364,434	1,498,107	13.07	114,627	114,189
86 Plaine du cul de Sac Mission	1,206,067	19.21	124,474	1.98	11,203	84,425	...	373,422	1,799,591	28.67	62,777	117,006
87 South Haiti Mission	855,915	8.93	96,684	1.01	8,702	59,914	...	290,053	1,311,268	13.68	95,876	90,883
Totals	5,301,310	10.98	566,644	1.17	50,998	371,092	1,369	1,699,932	7,991,345	16.54	483,007	532,646
88 HONDURAS UNION MISSION	43,473	...	13,939	...	1,254	3,043	...	41,816	103,525	...	...	13,102
89 Atlantic Honduras Conference	1,024,793	86.17	80,311	6.75	7,228	71,735	19,027	240,932	1,444,026	121.43	11,892	75,492
90 Bay Islands Conference	873,108	283.75	48,928	15.90	4,403	61,118	3,565	146,783	1,137,905	369.81	3,077	45,992
91 Central Honduras Conference	1,351,340	81.10	90,243	5.42	8,122	94,594	25,364	270,728	1,840,391	110.45	16,662	84,828
92 Comayagua Mission	1,017,549	37.99	54,745	2.04	4,927	71,228	14,800	164,236	1,327,485	49.56	26,786	51,461
93 Northwest Honduras Conference	1,697,788	75.79	98,719	4.41	8,885	118,845	25,052	296,158	2,245,447	100.23	22,402	92,796
Totals	6,008,051	74.34	386,885	4.79	34,819	420,563	87,808	1,160,653	8,098,779	100.21	80,819	363,671
94 INTER-OCEANIC MEXICAN UNION CONF.	61,486	...	49,266	...	4,434	4,304	...	147,798	267,288	...	...	46,310
95 Alpine Mission	1,338,944	83.78	95,306	5.96	8,578	93,726	9,482	285,918	1,831,954	114.63	15,981	89,588
96 Central Veracruz Mission	1,289,662	108.16	87,710	7.36	7,894	90,276	9,640	263,131	1,748,313	146.62	11,924	82,448
97 Chontalpa Mission	1,711,668	103.82	143,858	8.73	12,947	119,817	8,121	431,574	2,427,985	147.27	16,487	135,227
98 Isthmus Conference	1,782,795	89.12	155,108	7.75	13,960	124,796	31,078	465,325	2,573,062	128.63	20,004	145,802
99 Los Tuxtlas Mission	1,343,951	84.17	105,582	6.61	9,502	94,077	5,796	316,746	1,875,654	117.47	15,967	99,247
100 North Veracruz Conference	1,848,337	78.23	140,248	5.94	12,622	129,384	15,835	420,745	2,567,171	108.65	23,627	131,834
101 Oaxaca Conference	1,125,005	52.80	84,602	3.97	7,614	78,750	5,097	253,807	1,554,875	72.98	21,306	79,526
102 Olmeque Conference	2,102,701	91.55	202,458	8.81	18,221	147,189	11,865	607,373	3,089,807	134.53	22,968	190,310
103 South Pacific Conference	1,753,993	93.46	133,508	7.11	12,016	122,780	8,080	400,525	2,430,902	129.52	18,768	125,498
104 South Veracruz Conference	1,706,282	100.13	143,884	8.44	12,950	119,440	11,796	431,652	2,426,004	142.36	17,041	135,251
105 Southeast Veracruz Mexican Conference	2,385,594	111.27	203,271	9.48	18,294	166,992	24,381	609,812	3,408,344	158.98	21,439	191,075
Totals	18,450,418	89.78	1,544,801	7.52	139,032	1,291,531	141,171	4,634,406	26,201,359	127.49	205,512	1,452,116
106 JAMAICA UNION CONFERENCE	106,188	...	26,856	...	2,417	7,433	...	80,568	223,462	...	...	25,245
107 Central Jamaica Conference	6,139,055	58.90	180,502	1.73	16,245	429,734	383,090	541,506	7,690,132	73.78	104,236	169,672
108 East Jamaica Conference	5,416,610	73.14	177,863	2.40	16,008	379,163	54,384	533,588	6,577,616	88.81	74,063	167,191
109 North East Jamaica Conference	1,557,855	50.27	62,551	2.02	5,630	109,050	27,854	187,652	1,950,592	62.94	30,989	58,797
110 North Jamaica Conference	1,476,104	67.18	68,790	3.13	6,191	103,327	14,661	206,369	1,875,442	85.36	21,971	64,662
111 West Jamaica Conference	6,136,776	65.64	226,900	2.43	20,421	429,574	45,878	680,699	7,540,248	80.65	93,488	213,286
Totals	20,832,588	64.15	743,462	2.29	66,912	1,458,281	525,867	2,230,382	25,857,492	79.62	324,747	698,853
112 NORTH COLOMBIAN UNION CONF.	61,491	...	31,510	...	2,836	4,304	82,715	94,529	277,385	...	...	29,619
113 Atlantic Colombian Conference	1,797,697	75.57	104,915	4.41	9,442	125,839	...	314,745	2,352,638	98.89	23,790	98,620
114 Caribbean Colombian Conference	1,601,059	63.55	92,133	3.66	8,292	112,074	...	276,399	2,089,957	82.96	25,192	86,605
115 Colombian Islands Mission	292,856	235.41	17,461	14.04	1,571	20,500	...	52,383	384,771	309.30	1,244	16,413
116 East Central Colombian Conference	1,411,557	105.30	102,013	7.61	9,181	98,809	...	306,039	1,927,599	143.80	13,405	95,892

# STATISTICAL REPORT FOR 2021

Conference or Mission	Tithe and Offerings										Per Capita Basis	17
1	7	8	9	10	11	12a	12b	13	14a	14b	Membership Basis for Per Capita Calculations June 30, 2020	17
Conference or Mission	Tithe	Tithe Per Capita	World Mission Fund, Including Sabbath School	World Mission Fund Per Capita	Other General Conference Funds	Intradivision Funds	Ingathering Funds	Local Church Funds	Total Tithe and Offerings	Total Tithe and Offerings Per Capita	Membership Basis for Per Capita Calculations June 30, 2020	Sabbath School Mission Offerings
	US\$	US\$	US\$	US\$	US\$	US\$	US\$	US\$	US\$	US\$	US\$	US\$
<b>INTER-AMERICAN DIVISION (CONT'D)</b>												
117 East Colombian Conference	2,750,859	158.38	194,235	11.18	17,481	192,560	...	582,706	3,737,841	215.20	17,369	182,581
118 Northeast Colombian Conference	2,051,094	101.55	162,370	8.04	14,613	143,577	...	487,109	2,858,763	141.54	20,197	152,627
119 Southwest Colombian Mission	1,246,105	124.74	67,077	6.71	6,037	87,227	...	201,232	1,607,678	160.93	9,990	63,053
120 West Central Colombian Conference	2,501,697	127.96	142,830	7.31	12,855	175,119	...	428,491	3,260,992	166.79	19,551	134,261
Totals	13,714,415	104.90	914,544	7.00	82,308	960,009	82,715	2,743,633	18,497,624	141.49	130,738	859,671
<b>NORTH MEXICAN UNION CONFERENCE</b>												
121 NORTH MEXICAN UNION CONFERENCE	201,205	...	39,968	...	3,597	14,084	...	119,904	378,758	...	...	37,570
122 Baja California Conference	3,192,634	160.06	266,543	13.36	23,989	223,484	8,399	799,628	4,514,677	226.34	19,946	250,550
123 Chihuahua Mexican Conference	1,522,712	89.94	108,694	6.42	9,782	106,590	16,692	326,081	2,090,551	123.47	16,931	102,172
124 Gulf Mexican Conference	1,383,216	80.59	103,902	6.05	9,351	96,825	9,374	311,707	1,914,375	111.53	17,164	97,668
125 North Tamaulipas Mexican Conference	1,435,579	174.84	100,024	12.18	9,002	100,491	5,618	300,072	1,950,786	237.58	8,211	94,023
126 Northeast Mexican Conference	4,202,967	253.33	228,090	13.75	20,528	294,208	5,882	684,270	5,435,945	327.64	16,591	214,405
127 Northwest Mexican Mission	732,014	132.16	51,915	9.37	4,672	51,241	3,504	155,744	999,090	180.37	5,539	48,800
128 Regiomontana Mission	2,050,800	155.98	133,001	10.12	11,970	143,556	2,729	399,004	2,741,060	208.48	13,148	125,021
129 Sinaloa Mexican Conference	1,546,834	120.68	108,765	8.49	9,789	108,278	15,052	326,294	2,115,012	165.00	12,818	102,239
130 Sonora Mexican Conference	1,404,579	106.48	82,009	6.22	7,381	98,321	2,469	246,027	1,840,786	139.55	13,191	77,089
131 South Baja California Mission	301,188	153.82	17,178	8.77	1,546	21,222	1,604	51,533	394,271	201.36	1,958	16,147
132 West Mexican Conference	1,379,444	112.21	90,586	7.37	8,153	96,561	10,659	271,759	1,857,162	151.07	12,293	85,151
Totals	19,353,172	140.45	1,330,675	9.66	119,760	1,354,861	81,982	3,992,023	26,232,473	190.38	137,790	1,250,835
<b>PANAMA UNION MISSION</b>												
133 PANAMA UNION MISSION	45,164	...	24,908	...	2,242	3,161	...	74,725	150,200	...	...	23,414
134 Atlantic Panama Conference	697,060	57.44	74,884	6.17	6,740	48,794	5,514	224,652	1,057,644	87.16	12,135	70,391
135 Bocas del Toro Mission	515,124	113.36	62,993	13.86	5,669	36,059	...	188,978	808,823	178.00	4,544	59,213
136 Central Panama Conference	1,135,241	74.79	105,601	6.96	9,504	79,467	7,572	316,802	1,654,187	108.97	15,180	99,265
137 Metropolitan Panama Conference	2,033,119	80.17	192,872	7.61	17,359	142,318	28,809	578,617	2,993,094	118.02	25,360	181,300
138 Southeast Panama Mission	594,837	34.80	59,870	3.50	5,388	41,639	1,718	179,609	883,061	51.66	17,094	56,278
139 West Panama Conference	2,625,359	129.16	260,894	12.83	23,480	183,775	23,757	782,682	3,899,947	191.86	20,327	245,240
Totals	7,645,904	80.79	782,022	8.26	70,382	535,213	67,370	2,346,065	11,446,956	120.95	94,640	735,101
<b>PUERTO RICAN UNION CONFERENCE</b>												
140 PUERTO RICAN UNION CONFERENCE	84,959	...	23,543	...	2,119	5,947	34,184	70,628	221,380	...	...	22,130
141 East Puerto Rico Conference	10,334,833	730.84	405,157	28.65	36,464	723,438	...	1,215,472	12,715,364	899.18	14,141	380,848
142 North Puerto Rico Conference	2,657,131	497.59	119,685	22.41	10,772	185,999	7,008	359,054	3,339,649	625.40	5,340	112,504
143 South Puerto Rico Conference	1,565,252	708.26	62,161	28.13	5,595	109,568	...	186,484	1,929,060	872.88	2,210	58,432
144 West Puerto Rico Conference	7,850,295	669.76	148,887	12.70	13,400	549,521	...	446,660	9,008,763	768.60	11,721	139,954
Totals	22,492,470	673.19	759,433	22.73	68,350	1,574,473	41,192	2,278,298	27,214,216	814.50	33,412	713,868
<b>SOUTH CENTRAL AMERICAN UNION CONFERENCE</b>												
145 SOUTH CENTRAL AMERICAN UN MISS	57,254	...	23,124	...	2,081	4,008	...	69,373	155,840	...	...	21,737
146 Caribbean Costa Rica Mission	1,257,822	117.17	111,112	10.35	10,000	88,048	5,586	333,335	1,805,903	168.23	10,735	104,445
147 Central Nicaragua Mission	727,988	62.63	66,982	5.76	6,028	50,959	3,775	200,945	1,056,677	90.91	11,623	62,963
148 North Costa Rica Conference	1,800,274	143.99	120,263	9.62	10,824	126,019	7,765	360,789	2,425,934	194.03	12,503	113,047
149 Northwestern Nicaragua Mission	937,889	46.98	67,692	3.39	6,092	65,652	6,983	203,077	1,287,385	64.49	19,963	63,631
150 South Atlantic Nicaragua Mission	435,903	77.07	38,015	6.72	3,421	30,513	2,699	114,045	624,596	110.43	5,656	35,734
151 South-Central Costa Rica Conference	1,927,781	80.45	114,806	4.79	10,333	134,945	6,100	344,417	2,538,382	105.93	23,963	107,917
Totals	7,144,911	84.61	541,994	6.42	48,779	500,144	32,908	1,625,981	9,894,717	117.18	84,443	509,474
<b>SOUTH COLOMBIAN UNION CONFERENCE</b>												
152 SOUTH COLOMBIAN UNION CONF	36,608	...	22,545	...	2,029	2,563	...	67,636	131,381	...	...	21,193
153 Central Colombian Conference	1,361,888	72.48	88,001	4.68	7,920	95,332	...	264,004	1,817,145	96.70	18,791	82,721
154 East Los Llanos Conference	1,483,156	74.13	98,508	4.92	8,866	103,821	...	295,525	1,989,876	99.45	20,008	92,598
155 Northwestern Bogota and Boyaca Mission	736,143	109.92	40,922	6.11	3,683	51,530	...	122,767	955,045	142.61	6,697	38,467
156 Pacific Colombian Conference	1,692,322	89.98	87,131	4.63	7,842	118,463	...	261,393	2,167,151	115.23	18,807	81,903
157 South Andean Mission	769,062	70.47	56,568	5.18	5,091	53,834	...	169,703	1,054,258	96.61	10,913	53,174
158 South Bogota Conference	911,582	49.21	51,216	2.76	4,609	63,811	...	153,649	1,184,867	63.96	18,524	48,143
159 South Colombian Conference	1,536,976	53.40	98,503	3.42	8,865	107,588	...	295,509	2,047,441	71.13	28,783	92,593
160 South Pacific Mission	660,652	68.16	38,174	3.94	3,436	46,246	...	114,523	863,031	89.05	9,692	35,884
161 Upper Magdalena Conference	1,745,592	69.52	80,303	3.20	7,227	122,191	...	240,909	2,196,222	87.46	25,111	75,485
Totals	10,933,981	69.50	661,871	4.21	59,568	765,379	...	1,985,618	14,406,417	91.57	157,326	622,161
<b>SOUTHEAST MEXICAN UNION MISSION</b>												
162 SOUTHEAST MEXICAN UNION MISSION	60,336	...	30,477	...	2,743	4,224	...	91,430	189,210	...	...	28,648
163 Campeche Mission	1,379,933	132.61	110,878	10.66	9,979	96,595	14,255	332,635	1,944,275	186.84	10,406	104,226
164 Central Tabasco Conference	2,500,647	147.05	180,464	10.61	16,242	175,045	5,200	541,391	3,418,989	201.06	17,005	169,636
165 East Tabasco Mission	917,325	138.84	80,173	12.13	7,216	64,213	3,884	240,518	1,313,329	198.78	6,607	75,362
166 Mayab Conference	1,792,242	130.53	132,384	9.64	11,915	125,457	9,595	397,152	2,468,745	179.81	13,730	124,441
167 North Quintana Roo Conference	1,790,952	167.99	173,517	16.28	15,617	125,367	4,811	520,551	2,626,485	246.36	10,661	163,106
168 South Quintana Roo Mission	1,423,612	169.22	131,961	15.69	11,877	99,653	5,998	395,884	2,068,985	245.93	8,413	124,044
169 South Tabasco Conference	1,546,654	110.80	119,371	8.55	10,743	108,266	2,651	358,114	2,145,799	153.72	13,959	112,209
Totals	11,411,701	141.27	959,225	11.87	86,332	798,820	42,064	2,877,675	16,175,817	200.24	80,781	901,672
<b>WEST VENEZUELA UNION MISSION</b>												
170 WEST VENEZUELA UNION MISSION	124,158	...	1,339	...	120	8,691	...	4,016	138,324	...	...	1,258
171 Central Andean Venezuela Mission	52,866	4.83	4,071	0.37	366	3,701	...	12,213	73,217	6.69	10,952	3,827
172 East Andean Venezuela Mission	51,164	3.55	3,750	0.26	338	3,582	...	11,251	70,085	4.86	14,425	3,525
173 North Central Venezuela Conference	109,578	5.65	8,584	0.44	773	7,670	...	25,753	102,568	7.86	19,391	8,069
174 Northwestern Venezuela Mission	57,844	6.05	3,612	0.38	325	4,049	...	10,835	76,665	8.02	9,554	3,395
175 Portuguese Venezuela Mission	83,923	5.63	7,762	0.52	699	5,875	...	23,285	121,544	8.15	14,913	7,296
176 Southwest Venezuela Conference	170,637	6.92	16,982	0.69	1,528	11,945	...	50,946	252,038	10.22	24,658	15,963
177 West Central Venezuela Conference	173,117	7.00	13,758	0.56	1,238	12,118	...	41,275	241,506	9.77	24,720	12,933

GENERAL STATISTICS BY DIVISIONS FOR 2021

Conference or Mission	Tithe and Offerings										Per Capita Basis	
	7	8	9	10	11	12a	12b	13	14a	14b	Membership Basis for Per Capita Calculations June 30, 2020	17
1	Tithe	Tithe Per Capita	World Mission Fund, Including Sabbath School	World Mission Fund Per Capita	Other General Conference Funds	Intradivision Funds	Ingathering Funds	Local Church Funds	Total Tithe and Offerings	Total Tithe and Offerings Per Capita		Sabbath School Mission Offerings
	US\$	US\$	US\$	US\$	US\$	US\$	US\$	US\$	US\$	US\$	US\$	US\$
<b>INTER-AMERICAN DIVISION (CONT'D)</b>												
178 West Los Llanos Venezuela Conference	108,292	7.32	8,244	0.56	742	7,580	...	24,733	149,591	10.11	14,802	7,750
179 West Venezuela Conference	156,876	5.79	9,608	0.35	865	10,981	...	28,824	207,154	7.64	27,101	9,031
180 Yaracuy Venezuela Mission	61,962	4.97	5,920	0.47	533	4,337	...	17,761	90,513	7.25	12,478	5,565
Totals	1,150,417	6.65	83,630	0.48	7,527	80,529	...	250,892	1,572,995	9.09	172,994	78,612
181 INTER-AMERICAN DIVISION	1,423,614	...	14,329	...	1,290	...	...	42,987	1,482,220	...	145	13,469
182 Atlantic Caribbean Union Mission	12,262,740	379.49	651,380	20.16	58,625	858,392	1,714	1,954,139	15,786,990	488.55	32,314	612,296
183 Belize Union Mission	1,834,983	38.24	91,547	1.91	8,239	128,449	1,426	274,640	2,339,284	48.74	47,992	86,054
184 Caribbean Union Conference	35,939,606	144.77	1,694,766	6.83	152,529	2,968,208	450,726	5,084,299	46,290,134	186.47	248,248	1,593,083
185 Central Mexican Union Mission	5,600,679	62.65	324,177	3.63	29,175	392,047	51,124	972,530	7,369,732	82.44	89,399	304,727
186 Chiapas Mexican Union Conference	21,338,439	81.15	2,035,299	7.74	183,176	1,490,713	79,450	6,105,897	31,232,974	118.79	262,935	1,913,180
187 Cuban Union Conference	...	...	...	...	...	...	...	...	...	...	...	...
188 Dominican Union Conference	17,361,461	48.54	1,767,000	4.94	159,029	1,215,303	41,260	5,301,000	25,845,053	72.26	357,656	1,660,981
189 Dutch Caribbean Union Mission	2,616,308	262.73	161,112	16.18	14,500	183,142	...	483,334	3,458,396	347.30	9,958	151,444
190 East Venezuela Union Mission	1,000,158	5.50	85,708	0.47	7,714	70,010	6	257,124	1,420,720	7.81	181,816	80,566
191 El Salvador Union Mission	6,128,802	31.54	472,291	2.43	42,506	429,017	279,258	1,416,869	8,768,743	45.12	194,340	443,951
192 French Antilles-Guiana Union Conference	14,976,054	507.99	797,775	27.06	71,800	1,048,324	...	2,393,327	19,287,280	654.23	29,481	749,909
193 Guatemala Union Mission	11,025,431	55.18	862,041	4.31	77,582	771,781	224,050	2,586,117	15,547,002	77.81	199,815	810,317
194 Haitian Union Mission	5,301,310	10.98	566,644	1.17	50,998	371,092	1,369	1,699,932	7,991,345	16.54	483,007	532,646
195 Honduras Union Mission	6,008,051	74.34	386,885	4.79	34,819	420,563	87,808	1,160,653	8,098,779	100.21	80,819	363,671
196 Inter-Oceanic Mexican Union Conference	18,450,418	89.78	1,544,801	7.52	139,032	1,291,531	141,171	4,634,406	26,201,359	127.49	205,512	1,452,116
197 Jamaica Union Conference	20,832,588	64.15	743,462	2.29	66,912	1,458,281	525,867	2,230,382	25,857,492	79.62	324,747	698,853
198 North Colombian Union Conference	13,714,415	104.90	914,544	7.00	82,308	960,009	82,715	2,743,633	18,497,624	141.49	130,738	859,671
199 North Mexican Union Conference	19,353,172	140.45	1,330,675	9.66	119,760	1,354,861	81,982	3,992,023	26,232,473	190.38	137,790	1,250,835
200 Panama Union Mission	7,645,904	80.79	782,022	8.26	70,382	535,213	67,370	2,346,065	11,446,956	120.95	94,640	735,101
201 Puerto Rican Union Conference	22,492,470	673.19	759,433	22.73	68,350	1,574,473	41,192	2,278,298	27,214,216	814.50	33,412	713,868
202 South Central American Union Mission	7,144,911	84.61	541,994	6.42	48,779	500,144	32,908	1,625,981	9,894,717	117.18	84,443	509,474
203 South Colombian Union Conference	10,933,981	69.50	661,871	4.21	59,568	765,379	...	1,985,618	14,406,417	91.57	157,326	622,161
204 Southeast Mexican Union Mission	11,411,701	141.27	959,225	11.87	86,332	798,820	42,064	2,877,675	16,175,817	200.24	80,781	901,672
205 West Venezuela Union Mission	1,150,417	6.65	83,630	0.48	7,527	80,529	...	250,892	1,572,995	9.09	172,994	78,612
DIVISION TOTALS	275,947,613	75.80	18,232,611	5.01	1,640,932	19,666,281	2,233,460	54,697,821	372,418,718	102.30	3,640,308	17,138,657
<b>INTER-EUROPEAN DIVISION</b>												
1 AUSTRIAN UN OF CHURCHES CONF	8,441,999	1,966.00	621,644	144.77	72,479	24,391	...	...	9,160,513	2,133.33	4,294	382,363
2 BULGARIAN UN OF CHURCHES CONF	2,707,810	390.51	72,331	10.43	...	...	...	...	2,780,141	400.94	6,934	46,217
3 CZECHO-SLOVAKIAN UNION CONF	...	...	...	...	...	...	...	...	...	...	...	...
4 Bohemian Conference	3,018,364	912.72	123,854	37.45	321	1,145	...	...	3,143,684	950.62	3,307	75,815
5 Moravia-Silesian Conference	3,259,836	785.50	207,300	49.95	887	2,294	...	...	3,470,317	836.22	4,150	105,391
6 Slovakian Conference	1,425,060	647.75	80,224	36.47	...	1,310	...	...	1,506,594	684.82	2,200	48,150
Totals	7,703,260	797.69	411,378	42.60	1,208	4,749	...	...	8,120,595	840.90	9,657	229,356
7 FRANCO-BELGIAN UNION CONFERENCE	166,820	...	...	...	...	...	...	...	166,820	...	...	...
8 Belgian-Luxembourg Conference	1,905,513	646.37	71,746	24.34	1,570	6,441	...	...	1,985,270	673.43	2,948	55,261
9 North France Conference	10,027,128	905.79	210,901	19.05	...	25,958	...	...	10,263,987	927.19	11,070	125,508
10 South France Conference	5,037,964	1,023.56	93,093	18.91	261	2,330	...	...	5,133,648	1,043.00	4,922	57,189
Totals	17,137,425	904.83	375,740	19.84	1,831	34,729	...	...	17,549,725	926.60	18,940	237,958
11 ITALIAN UNION OF CHURCHES CONF	6,258,269	668.69	320,715	34.27	4,164	29,641	...	...	6,612,789	706.57	9,359	259,494
12 NORTH GERMAN UNION CONFERENCE	...	...	...	...	...	...	...	...	...	...	...	...
13 Berlin-Central German Conference	8,225,642	1,222.05	322,664	47.94	20,759	134,067	...	...	8,703,132	1,292.99	6,731	153,665
14 Hanseatic Conference	7,274,904	1,195.15	373,895	61.43	23,630	125,134	...	...	7,797,563	1,281.02	6,087	192,824
15 Northern Rhenish-Westfalian Conference	8,123,160	1,327.53	545,647	89.17	18,404	113,044	...	...	8,800,255	1,438.19	6,119	310,077
Totals	23,623,706	1,247.49	1,242,206	65.60	62,793	372,245	...	...	25,300,950	1,336.06	18,937	656,566
16 PORTUGUESE UN OF CHURCHES CONF	6,756,922	670.53	205,725	20.42	33,313	12,206	...	...	7,008,166	695.46	10,077	89,621
17 ROMANIAN UNION CONFERENCE	219,357	...	1,304	...	...	...	...	...	220,661	...	...	46
18 Banat Conference	2,660,837	409.55	181,082	27.87	6,010	9,834	...	...	2,857,763	439.86	6,497	119,735
19 Moldavia Conference	4,712,811	407.26	399,447	34.52	9,371	17,239	...	...	5,138,868	444.08	11,572	234,137
20 Muntenia Conference	7,769,418	448.14	491,265	28.34	13,931	22,165	...	...	8,296,779	478.56	17,337	294,088
21 North Transylvania Conference	2,632,347	360.30	186,470	25.52	7,359	10,754	...	...	2,836,930	388.30	7,306	133,015
22 Oltenia Conference	3,659,799	354.46	248,125	24.03	6,699	11,885	...	...	3,926,508	380.29	10,325	147,732
23 South Transylvania Conference	4,012,968	437.24	208,230	22.69	8,107	12,679	...	...	4,241,984	462.19	9,178	145,420
Totals	25,667,537	412.56	1,715,923	27.58	51,477	84,556	...	...	27,519,493	442.33	62,215	1,074,173
24 SOUTH GERMAN UNION CONFERENCE	...	...	915	...	1,364	78,309	...	...	80,588	...	...	68
25 Baden-Wuerttemberg Conference	13,455,711	2,106.73	776,182	121.53	18,919	399,698	...	...	14,650,510	2,293.80	6,387	454,748
26 Bavarian Conference	7,317,200	1,614.92	431,076	95.14	18,981	296,544	...	...	8,063,801	1,779.70	4,531	249,850
27 Central Rhenish Conference	6,927,973	1,490.21	303,612	65.31	16,204	202,391	...	...	7,450,180	1,602.53	4,649	167,339
Totals	27,700,884	1,779.46	1,511,785	97.11	55,468	976,942	...	...	30,245,079	1,942.90	15,567	872,005

# STATISTICAL REPORT FOR 2021

Conference or Mission 1	Tithe and Offerings										Per Capita Basis		17
	7	8	9	10	11	12a	12b	13	14a	14b	Membership Basis for Per Capita Calculations June 30, 2020	Sabbath School Mission Offerings	
Conference or Mission	Tithe	Tithe Per Capita	World Mission Fund, Including Sabbath School	World Mission Fund Per Capita	Other General Conference Funds	Intradivision Funds	Ingathering Funds	Local Church Funds	Total Tithe and Offerings	Total Tithe and Offerings Per Capita	Membership Basis for Per Capita Calculations June 30, 2020	Sabbath School Mission Offerings	
	US\$	US\$	US\$	US\$	US\$	US\$	US\$	US\$	US\$	US\$	US\$	US\$	
<b>INTER-EUROPEAN DIVISION (CONT'D)</b>													
28 SPANISH UNION OF CHURCHES CONF. . . . .	11,014,028	635.47	261,327	15.08	97	44,303	...	...	11,319,755	653.11	17,332	212,218	
29 SWISS UNION CONFERENCE . . . . .	....	....	....	....	....	....	....	....	....	....	....	....	
30 French-Italian Swiss Conference . . . . .	4,146,723	1,880.60	226,406	102.68	29,376	14,607	...	...	4,417,112	2,003.23	2,205	161,973	
31 German Swiss Conference . . . . .	8,530,427	3,320.52	561,488	218.56	51,425	78,659	...	...	9,221,999	3,589.72	2,569	422,227	
Totals . . . . .	12,677,150	2,655.46	787,894	165.04	80,801	93,266	...	...	13,639,111	2,856.96	4,774	584,200	
32 INTER-EUROPEAN DIVISION . . . . .	34,999	....	1,318	....	....	....	....	....	36,317	....	....	....	
33 Austrian Union of Churches Conference . . . . .	8,441,999	1,966.00	621,644	144.77	72,479	24,391	...	...	9,160,513	2,133.33	4,294	382,363	
34 Bulgarian Union of Churches Conference . . . . .	2,707,810	390.51	72,331	10.43	....	....	....	....	2,780,141	400.94	6,934	46,217	
35 Czecho-Slovakian Union Conference . . . . .	7,703,260	797.69	411,378	42.60	1,208	4,749	...	...	8,120,595	840.90	9,657	229,356	
36 Franco-Belgian Union Conference . . . . .	17,137,425	904.83	375,740	19.84	1,831	34,729	...	...	17,549,725	926.60	18,940	237,958	
37 Italian Union of Churches Conference . . . . .	6,258,269	668.69	320,715	34.27	4,164	29,641	...	...	6,612,789	706.57	9,359	259,494	
38 North German Union Conference . . . . .	23,623,706	1,247.49	1,242,206	65.60	62,793	372,245	...	...	25,300,950	1,336.06	18,937	656,566	
39 Portuguese Union of Churches Conference . . . . .	6,756,922	670.53	205,725	20.42	33,313	12,206	...	...	7,008,166	695.46	10,077	89,621	
40 Romanian Union Conference . . . . .	25,667,537	412.56	1,715,923	27.58	51,477	84,556	...	...	27,519,493	442.33	62,215	1,074,173	
41 South German Union Conference . . . . .	27,700,884	1,779.46	1,511,785	97.11	55,468	976,942	...	...	30,245,079	1,942.90	15,567	872,005	
42 Spanish Union of Churches Conference . . . . .	11,014,028	635.47	261,327	15.08	97	44,303	...	...	11,319,755	653.11	17,332	212,218	
43 Swiss Union Conference . . . . .	12,677,150	2,655.46	787,894	165.04	80,801	93,266	...	...	13,639,111	2,856.96	4,774	584,200	
DIVISION TOTALS . . . . .	149,723,989	840.74	7,527,986	42.27	363,631	1,677,028	...	...	159,292,634	894.47	178,086	4,644,171	
<b>NORTH AMERICAN DIVISION</b>													
1 ATLANTIC UNION CONFERENCE . . . . .	....	....	....	....	....	....	....	....	....	....	....	....	
2 Bermuda Conference . . . . .	4,666,509	1,171.31	59,016	14.81	14,729	7,429	12,500	...	4,760,183	1,194.83	3,984	58,024	
3 Greater New York Conference . . . . .	29,645,983	925.92	526,213	16.43	108,169	63,261	91,745	14,911,310	45,346,681	1,416.29	32,018	512,407	
4 New York Conference . . . . .	6,023,057	1,002.84	85,776	14.28	44,820	22,658	2,024	1,834,001	8,012,336	1,033.60	6,006	79,103	
5 Northeastern Conference . . . . .	48,102,837	796.85	483,881	8.02	105,898	64,101	70,021	13,567,840	62,394,578	1,033.60	60,366	481,826	
6 Northern New England Conference . . . . .	6,994,693	1,339.47	115,482	22.11	76,623	23,361	13,148	3,417,752	10,641,059	2,037.74	5,222	102,292	
7 Southern New England Conference . . . . .	21,864,166	1,116.77	246,058	12.57	121,639	65,817	9,999	12,190,331	34,498,010	1,762.08	19,578	237,010	
Totals . . . . .	117,297,245	922.34	1,516,426	11.92	471,878	246,627	199,437	45,921,234	165,652,847	1,302.57	127,174	1,470,662	
8 CANADA, SDA CHURCH IN . . . . .	....	....	....	....	....	....	....	....	....	....	....	....	
9 Alberta Conference . . . . .	14,249,759	1,166.96	510,284	41.79	133,329	981,646	124	5,373,093	21,248,235	1,740.09	12,211	500,081	
10 British Columbia Conference . . . . .	12,779,854	1,150.82	394,998	35.57	137,799	2,303,251	83	6,757,950	22,373,935	2,014.76	11,105	377,306	
11 Manitoba-Saskatchewan Conference . . . . .	4,485,673	1,104.85	121,543	29.94	43,293	1,720	2,734	1,349,184	6,004,147	1,478.85	4,060	118,228	
12 Maritime Conf of the SDA Church, Inc . . . . .	2,063,821	1,222.64	70,139	41.55	9,666	2,330	2,012	855,166	3,003,134	1,779.11	1,688	67,381	
13 Ontario Conference . . . . .	31,586,310	910.35	484,747	13.97	135,096	503,090	2,677	16,148,500	48,860,420	1,408.20	34,697	471,151	
14 Quebec Conference . . . . .	6,653,192	756.99	141,431	16.09	6,110	640	...	3,059,030	9,860,400	1,121.90	8,789	132,382	
15 SDA Church in Newfoundland & Labrador . . . . .	675,397	1,348.10	10,393	20.74	2,626	1,027	...	125,776	815,219	1,627.18	501	9,636	
Totals . . . . .	72,494,006	992.38	1,733,535	23.73	467,919	3,793,704	7,630	33,668,699	112,165,493	1,535.44	73,051	1,676,165	
16 COLUMBIA UNION CONFERENCE . . . . .	....	....	....	....	....	....	....	....	....	....	....	....	
17 Allegheny East Conference . . . . .	38,175,658	1,193.62	349,535	10.93	101,283	65,989	25,429	...	38,717,894	1,210.58	31,983	344,500	
18 Allegheny West Conference . . . . .	8,205,885	475.54	40,524	2.35	9,489	13,977	3,482	1,883,039	10,156,396	588.57	17,256	40,250	
19 Chesapeake Conference . . . . .	22,297,378	1,357.86	390,426	23.78	187,321	76,299	32,312	...	22,983,736	1,399.66	16,421	373,033	
20 Mountain View Conference . . . . .	3,016,349	1,341.20	92,382	41.08	18,246	17,230	28,529	1,435,136	4,607,872	2,048.85	2,249	90,178	
21 New Jersey Conference of SDA, Inc. . . . .	14,930,763	854.55	260,694	14.92	111,055	41,021	14,487	4,389,596	19,747,616	1,130.24	17,472	252,559	
22 Ohio Conference . . . . .	15,255,147	1,223.35	211,292	16.94	132,084	48,407	9,526	4,544,186	20,200,642	1,619.94	12,470	197,774	
23 Pennsylvania Conference . . . . .	14,743,245	1,176.07	225,590	18.00	105,590	47,106	10,488	6,987,476	22,119,495	1,764.48	12,536	218,176	
24 Potomac Conference . . . . .	39,802,219	1,057.92	343,614	9.13	229,558	78,486	38,870	...	40,492,747	1,076.28	37,623	332,256	
Totals . . . . .	156,426,644	1,056.87	1,914,057	12.93	894,626	388,515	163,123	19,239,433	179,026,398	1,209.56	148,010	1,848,726	
25 LAKE UNION CONFERENCE . . . . .	....	....	....	....	....	....	....	....	....	....	....	....	
26 Illinois Conference . . . . .	14,177,191	1,020.16	213,067	15.33	90,704	124,820	13,982	8,342,892	22,962,656	1,652.35	13,897	204,897	
27 Indiana Conference . . . . .	11,321,488	1,263.56	301,709	33.67	87,209	402,482	11,170	5,903,294	18,027,352	2,011.9			

GENERAL STATISTICS BY DIVISIONS FOR 2021

Conference or Mission	Tithe and Offerings										Per Capita Basis	
	7	8	9	10	11	12a	12b	13	14a	14b	Membership Basis for Per Capita Calculations June 30, 2020	17
1	Tithe	Tithe Per Capita	World Mission Fund, Including Sabbath School	World Mission Fund Per Capita	Other General Conference Funds	Intradivision Funds	Ingathering Funds	Local Church Funds	Total Tithe and Offerings	Total Tithe and Offerings Per Capita		Sabbath School Mission Offerings
	US\$	US\$	US\$	US\$	US\$	US\$	US\$	US\$	US\$	US\$	US\$	US\$

**NORTH AMERICAN DIVISION (CONT'D)**

38 NORTH PACIFIC UNION CONFERENCE												
39 Alaska Conference	5,105,183	1,335.74	59,657	15.61	59,431	22,597	1,911	2,461,822	7,710,601	2,017.43	3,822	56,495
40 Idaho Conference of SDA, Inc	7,180,313	1,034.78	156,286	22.52	88,224	32,617	1,090	5,902,396	13,360,926	1,925.48	6,939	152,788
41 Montana Conference	5,488,211	1,371.37	125,007	31.24	61,712	34,936	2,591	2,532,245	8,244,702	2,060.15	4,002	115,730
42 Oregon Conference	39,221,965	1,065.09	673,139	18.28	292,984	162,173	20,088	20,600,712	60,971,061	1,655.70	36,825	650,846
43 Upper Columbia Conference	30,518,373	1,128.47	726,186	26.85	297,323	170,070	12,965	17,980,677	49,705,594	1,837.95	27,044	626,802
44 Washington Conference	28,005,935	1,169.94	325,613	13.60	196,734	83,595	11,539	451,663	29,075,079	1,214.60	23,938	309,527
Totals	115,519,980	1,126.26	2,065,888	20.14	996,408	505,988	50,184	49,929,515	169,067,963	1,648.32	102,570	1,912,188
45 PACIFIC UNION CONFERENCE												
46 Arizona Conference	16,838,069	809.80	305,790	14.71	161,918	60,493	11,235	8,279,394	25,656,899	1,233.92	20,793	297,705
47 Central California Conference of SDA	31,465,254	919.58	256,071	7.48	210,249	83,549	15,515	18,083,782	50,114,420	1,464.61	34,217	247,925
48 Hawaii Conference	6,368,454	1,013.60	141,547	22.53	35,851	23,353	5,367	5,071,297	11,645,869	1,853.55	6,283	138,000
49 Nevada-Utah Conference	8,381,803	794.71	112,182	10.64	34,552	28,856	3,795	4,118,311	12,679,499	1,202.19	10,547	104,550
50 Northern California Conference of SDA	46,373,327	1,132.94	540,645	13.21	380,847	153,204	30,163	21,884,672	69,362,858	1,694.59	40,932	506,543
51 Southeastern California Conference	63,313,473	906.54	857,225	12.27	483,665	173,751	35,956	44,892,757	109,756,827	1,571.52	69,841	816,939
52 Southern California Conference	36,487,534	936.27	430,760	11.05	125,085	78,923	26,963	24,522,987	61,672,252	1,582.52	38,971	420,838
Totals	209,227,914	944.24	2,644,220	11.93	1,432,167	602,129	128,994	126,853,200	340,888,624	1,538.42	221,584	2,532,500
53 SOUTHERN UNION CONFERENCE												
54 Carolina Conference	28,879,825	1,186.03	693,617	28.49	223,992	130,467	33,677	16,729,311	46,690,889	1,917.49	24,350	636,737
55 Florida Conference	71,087,660	1,090.74	612,542	9.40	464,962	155,616	86,027	44,409,872	116,816,679	1,792.38	65,174	597,676
56 Georgia-Cumberland Conference	63,077,475	1,487.01	1,137,742	26.82	521,746	285,544	75,606	39,498,506	104,596,619	2,465.80	42,419	1,084,140
57 Gulf States Conference	13,439,138	1,034.50	280,486	21.59	80,135	73,427	8,829		13,882,015	1,068.59	12,991	266,520
58 Kentucky-Tennessee Conference	19,391,527	1,233.01	339,641	21.60	128,461	98,166	22,577	9,835,322	29,815,694	1,895.83	15,727	320,773
59 South Atlantic Conference	26,368,587	518.79	292,306	5.75	90,903	53,418	12,955	8,384,287	35,202,456	692.59	50,827	263,016
60 South Central Conference	23,425,717	622.73	164,345	4.37	53,246	26,874	34,053		23,704,235	630.13	37,618	155,379
61 Southeastern Conference	28,790,030	497.02	184,840	3.19	61,289	25,366	4	5,502,835	34,564,364	596.71	57,925	164,837
Totals	274,459,959	893.92	3,705,519	12.07	1,624,734	848,878	273,728	124,360,133	405,272,951	1,319.97	307,031	3,489,078
62 SOUTHWESTERN UNION CONFERENCE												
63 Arkansas-Louisiana Conference	12,254,074	911.76	272,253	20.26	96,990	66,134	40,873		12,730,324	947.20	13,440	267,570
64 Oklahoma Conference	8,659,616	1,012.35	244,332	28.56	43,678	34,089	6,048	4,766,006	13,753,769	1,607.88	8,554	239,866
65 Southwest Region Conference	13,337,518	487.07	80,333	2.93	23,431	24,821	7,108	8,940,688	22,413,899	818.53	27,383	74,939
66 Texas Conference	62,448,388	996.91	936,361	14.95	388,235	160,746	89,355	32,359,986	96,383,071	1,538.63	62,642	911,594
67 Texco Conference	8,635,187	716.20	191,411	15.88	52,329	34,556	8,975	5,554,304	14,476,762	1,200.69	12,057	186,900
Totals	105,334,783	848.95	1,724,690	13.90	604,663	320,346	152,359	51,620,984	159,757,825	1,287.58	124,076	1,680,869
68 ATTACHED FIELD												
69 Guam-Micronesia Mission	3,053,026	514.15	44,228	7.45	16,176	6,008	855		3,120,293	525.48	5,938	43,970
70 NORTH AMERICAN DIVISION			21,612							21,612	24	20,728
71 Atlantic Union Conference	117,297,245	922.34	1,516,426	11.92	471,878	246,627	199,437	45,921,234	165,652,847	1,302.57	127,174	1,470,662
72 Canada, SDA Church in	72,494,006	992.38	1,733,535	23.73	467,919	3,793,704	7,630	33,668,699	112,165,493	1,535.44	73,051	1,676,165
73 Columbia Union Conference	156,426,644	1,056.87	1,914,057	12.93	894,626	388,515	163,123	19,239,433	179,026,398	1,209.56	148,010	1,848,726
74 Lake Union Conference	86,465,281	973.61	2,097,984	23.62	554,479	3,439,000	84,839	41,212,190	133,853,773	1,507.21	88,809	2,010,627
75 Mid-America Union Conference	66,388,732	1,024.56	1,354,659	20.91	427,013	350,695	42,721	35,216,733	103,780,553	1,601.63	64,797	1,298,926
76 North Pacific Union Conference	115,519,980	1,126.26	2,065,888	20.14	996,408	505,988	50,184	49,929,515	169,067,963	1,648.32	102,570	1,912,188
77 Pacific Union Conference	209,227,914	944.24	2,644,220	11.93	1,432,167	602,129	128,994	126,853,200	340,888,624	1,538.42	221,584	2,532,500
78 Southern Union Conference	274,459,959	893.92	3,705,519	12.07	1,624,734	848,878	273,728	124,360,133	405,272,951	1,319.97	307,031	3,489,078
79 Southwestern Union Conference	105,334,783	848.95	1,724,690	13.90	604,663	320,346	152,359	51,620,984	159,757,825	1,287.58	124,076	1,680,869
80 Attached Field	3,053,026	514.15	44,228	7.45	16,176	6,008	855		3,120,293	525.48	5,938	43,970
DIVISION TOTALS	1,206,667,570	955.35	18,822,818	14.90	7,490,063	10,501,890	1,103,870	528,022,121	1,772,608,332	1,403.42	1,263,064	17,984,439

**NORTHERN ASIA-PACIFIC DIVISION**

1 JAPAN UNION CONFERENCE	869,608		7,441			238,500			1,115,549			
2 East Japan Conference	5,204,969	664.92	134,153	17.14	529	374,912		1,804,789	7,519,352	960.57	7,828	
3 Okinawa Mission	2,836,047	1,392.95	80,241	39.41	34	79,595		354,370	3,350,287	1,645.52	2,036	
4 West Japan Conference	879,705	172.19	21,504	4.21		263,329		1,013,089	2,177,627	426.23	5,109	
Totals	9,790,329	653.87	243,339	16.25	563	956,336		3,172,248	14,162,815	945.89	14,973	
5 KOREAN UNION CONFERENCE	58,395								58,395			
6 East Central Korean Conference	20,077,746	244.01	238,713	2.90		290,061	29,929	6,461,197	27,097,646	329.32	82,284	
7 Jeju Region	589,774	499.39	13,132	11.12		22,940	1,268	307,590	934,704	791.45	1,181	
8 Middlewest Korean Conference	11,772,906	368.10	195,596	6.12		303,728	20,780	2,003,340	14,296,350	447.00	31,983	
9 North Korean Mission												
10 Southeast Korean Conference	9,078,966	261.22	113,839	3.28		180,065	44,085	2,721,555	12,138,510	349.25	34,756	
11 Southwest Korean Conference	7,695,723	338.74	112,703	4.96		155,135	18,679	1,388,061	9,370,301	412.44	22,719	
12 West Central Korean Conference	21,951,556	251.26	280,850	3.21		399,721	45,936	8,831,869	31,509,932	360.67	87,365	
Totals	71,225,066	273.64	954,833	3.67		1,351,650	160,677	21,713,612	95,405,838	366.54	260,288	
13 ATTACHED FIELDS												
14 Mongolia Mission	108,507	35.40	1,535	0.50				3,840	113,882	37.16	3,065	

# STATISTICAL REPORT FOR 2021

Conference or Mission	Tithe and Offerings										Per Capita Basis	
1	7	8	9	10	11	12a	12b	13	14a	14b	Membership Basis for Per Capita Calculations June 30, 2020	17
Conference or Mission	Tithe	Tithe Per Capita	World Mission Fund, Including Sabbath School	World Mission Fund Per Capita	Other General Conference Funds	Intradivision Funds	Ingathering Funds	Local Church Funds	Total Tithe and Offerings	Total Tithe and Offerings Per Capita	Membership Basis for Per Capita Calculations June 30, 2020	Sabbath School Mission Offerings
	US\$	US\$	US\$	US\$	US\$	US\$	US\$	US\$	US\$	US\$	US\$	US\$
<b>NORTHERN ASIA-PACIFIC DIVISION (CONT'D)</b>												
15 Taiwan Conference	3,089,677	442.65	55,324	7.93	16,052	86,745	...	1,435,506	4,683,304	670.96	6,980	34,430
Totals	3,198,184	318.39	56,859	5.66	16,052	86,745	...	1,439,346	4,797,186	477.57	10,045	34,430
16 NORTHERN ASIA-PACIFIC DIVISION	...	...	...	...	...	...	...	...	...	...	...	...
17 Japan Union Conference	9,790,329	653.87	243,339	16.25	563	956,336	...	3,172,248	14,162,815	945.89	14,973	...
18 Korean Union Conference	71,225,066	273.64	954,833	3.67	...	1,351,650	160,677	21,713,612	95,405,838	366.54	260,288	...
19 Attached Fields	3,198,184	318.39	56,859	5.66	16,052	86,745	...	1,439,346	4,797,186	477.57	10,045	34,430
DIVISION TOTALS	84,213,579	295.17	1,255,031	4.40	16,615	2,394,731	160,677	26,325,206	114,365,839	400.85	285,306	34,430
<b>SOUTH AMERICAN DIVISION</b>												
<b>1 ARGENTINA UNION CONFERENCE</b>												
2 Buenos Aires Conference	1,939,851	95.48	43,155	2.12	6,461	86,237	...	363,300	2,439,004	120.05	20,316	43,137
3 Central Argentine Conference	3,193,245	134.28	67,047	2.82	4,873	128,666	70	630,186	4,024,087	169.22	23,780	66,416
4 Central West Argentine Mission	758,439	74.82	15,633	1.54	2,051	24,410	10	164,985	965,528	95.25	10,137	15,228
5 North Argentine Conference	2,502,732	98.05	50,529	1.98	10,359	85,204	(1)	394,073	3,042,896	119.21	25,526	50,087
6 North Buenos Aires Mission	1,377,535	109.37	29,303	2.33	1,404	46,971	...	258,817	1,714,030	136.09	12,595	29,204
7 Northwest Argentine Mission	858,359	63.37	19,776	1.46	299	29,012	...	179,545	1,086,991	80.25	13,545	19,776
8 South Argentine Conference	2,033,452	147.69	60,606	4.40	5,748	74,661	13	449,151	2,623,631	190.56	13,768	60,585
Totals	12,663,613	105.82	286,049	2.39	31,195	475,161	92	2,440,057	15,896,167	132.84	119,667	284,433
<b>9 BOLIVIA UNION MISSION</b>												
10 Central Bolivia Mission	3,084,595	112.57	141,047	5.15	24	189,072	...	795,622	4,210,360	153.66	27,401	141,028
11 East Bolivia Mission	3,718,223	111.53	210,169	6.30	3,979	224,177	38	1,174,792	5,331,378	159.92	33,337	209,976
12 West Bolivia Mission	5,296,238	84.65	252,070	4.03	1,679	258,584	...	1,406,092	7,214,663	115.31	62,568	252,070
Totals	12,099,056	98.12	603,286	4.89	5,682	671,833	38	3,376,506	16,756,401	135.89	123,306	603,074
<b>13 CENTRAL BRAZIL UNION CONFERENCE</b>												
14 Central Sao Paulo Conference	10,309,286	271.99	300,713	7.93	19,112	347,184	21,413	2,637,347	13,635,055	359.74	37,903	299,472
15 East Sao Paulo Conference	8,664,718	213.66	294,732	7.27	17,089	310,121	1,142	2,300,198	11,588,000	285.75	40,553	294,691
16 Sao Paulo Conference	11,105,734	286.79	311,866	8.05	21,966	363,329	11,113	3,036,460	14,850,468	383.50	38,724	310,919
17 Sao Paulo Valley Conference	7,884,636	246.15	279,179	8.72	17,559	328,791	21,276	1,961,920	10,493,361	327.59	32,032	278,484
18 South Sao Paulo Conference	9,123,310	224.23	349,014	8.58	8,759	387,578	7,605	1,968,316	11,844,582	291.11	40,688	348,533
19 Southeast Sao Paulo Conference	5,085,285	250.42	140,204	6.90	9,705	173,962	14,518	1,151,198	6,574,872	323.77	20,307	140,045
20 Southwest Sao Paulo Conference	9,437,681	254.21	312,816	8.43	7,726	338,094	61,811	2,268,855	12,426,983	334.72	37,126	312,736
21 West Sao Paulo Conference	9,253,042	266.31	298,002	8.58	11,934	388,491	12,013	2,424,362	12,387,844	356.53	34,746	297,591
Totals	70,863,692	251.22	2,286,526	8.11	113,850	2,637,550	150,891	17,748,656	93,801,165	332.54	282,079	2,282,471
<b>22 CHILE UNION MISSION</b>												
23 Central Chile Mission	2,281,955	325.11	58,275	8.30	4,504	94,093	...	365,984	2,804,811	399.60	7,019	58,275
24 Central South Chile Conference	6,385,402	315.77	172,646	8.54	22,537	229,988	...	1,212,747	8,023,320	396.76	20,222	172,585
25 Metropolitan Chile Conference	5,572,626	324.05	138,345	8.04	16,858	305,181	7	913,913	6,946,930	403.96	17,197	138,014
26 North Chile Conference	3,177,449	234.34	93,275	6.88	21,354	139,119	25	588,390	4,019,612	296.45	13,559	92,354
27 Pacific Chile Mission	3,678,539	287.27	117,864	9.20	19,711	165,793	13	663,448	4,645,368	362.78	12,805	117,674
28 South Austral Chile Conference	5,626,512	257.62	178,904	8.19	9,907	219,821	18	921,621	6,956,783	318.53	21,840	178,835
29 South Metropolitan Chile Mission	3,030,985	276.95	80,410	7.35	10,720	139,957	13	433,786	3,695,871	337.71	10,944	80,346
Totals	29,753,468	287.23	839,719	8.11	105,591	1,293,952	76	5,099,889	37,092,695	358.09	103,586	838,083
<b>30 EAST BRAZIL UNION MISSION</b>												
31 Bahia Conference	7,251,086	165.57	368,368	8.41	12,348	472,371	14	2,085,406	10,189,593	232.66	43,796	368,114
32 Central Bahia Conference	5,037,164	128.70	273,616	6.99	8,321	340,138	5	1,265,520	6,924,764	176.93	39,138	273,553
33 North Bahia Conference	3,997,721	128.10	244,620	7.84	3,398	268,993	17	1,071,630	5,586,379	179.00	31,208	243,970
34 Sergipe Mission	3,884,650	140.43	236,624	8.55	6,037	276,378	...	1,104,843	5,508,532	199.13	27,663	236,601
35 South Bahia Conference	6,311,516	172.54	323,832	8.85	13,114	343,499	2	1,854,229	8,846,192	241.82	36,581	323,212
36 Southwest Bahia Mission	5,096,622	144.43	284,625	8.07	10,502	314,973	6	1,291,738	6,998,466	198.32	35,289	283,810
Totals	31,578,759	147.79	1,731,685	8.10	53,720	2,016,352	44	8,673,366	44,053,926	206.17	213,675	1,729,260
<b>37 ECUADOR UNION MISSION</b>												
38 North Ecuador Mission	3,176,546	117.41	150,395	5.56	4,945	184,939	2,033	812,813	4,331,671	160.11	27,055	149,972
39 South Ecuador Mission	3,156,993	120.25	176,919	6.74	5,476	194,074	250	827,105	4,360,817	166.10	26,254	176,432
Totals	6,333,539	118.81	327,314	6.14	10,421	379,013	2,283	1,639,918	8,692,488	163.06	53,309	326,404
<b>40 NORTH BRAZIL UNION MISSION</b>												
41 Maranhao Conference	4,766,198	98.13	251,164	5.17	2,043	316,525	19	1,517,579	6,853,528	141.11	48,568	250,747
42 North Para Conference	6,003,803	167.59	235,752	6.58	16,202	298,401	17	1,364,999	7,919,174	221.05	35,825	234,863
43 Northeast Maranhao Mission	4,246,121	86.90	247,128	5.06	2,650	274,707	...	1,180,126	5,950,732	121.79	48,860	246,938
44 Para-Amapa Mission	4,692,012	127.61	186,276	5.07	10,898	285,757	2	1,019,864	6,194,809	168.49	36,767	186,191
45 South Maranhao Conference	5,511,180	102.36	348,321	6.47	7,325	419,247	56	1,644,442	7,930,571	147.30	53,841	348,120
46 South Para Conference	7,703,840	143.67	479,377	8.94	4,288	543,408	28	2,244,886	10,975,827	204.69	53,621	479,328
47 West Para Mission	5,173,867	119.54	325,408	7.52	6,623	396,733	186	1,507,115	7,409,932	171.21	43,280	325,203
Totals	38,097,021	118.77	2,073,426	6.46	50,029	2,534,778	308	10,479,011	53,234,573	165.96	320,762	2,071,390



## GENERAL STATISTICS BY DIVISIONS FOR 2021

Conference or Mission	Tithe and Offerings										Per Capita Basis	
	7	8	9	10	11	12a	12b	13	14a	14b	Membership Basis for Per Capita Calculations June 30, 2020	17
1	Tithe	Tithe Per Capita	World Mission Fund, Including Sabbath School	World Mission Fund Per Capita	Other General Conference Funds	Intradivision Funds	Ingatherings Funds	Local Church Funds	Total Tithe and Offerings	Total Tithe and Offerings Per Capita		Sabbath School Mission Offerings
	US\$	US\$	US\$	US\$	US\$	US\$	US\$	US\$	US\$	US\$	US\$	US\$
<b>SOUTH AMERICAN DIVISION (CONT'D)</b>												
48 NORTH PERU UNION MISSION	...	...	...	...	...	...	...	...	...	...	...	...
49 East Central Peru Conference	4,422,452	139.05	118,805	3.74	901	171,034	3,990	668,737	5,385,919	169.35	31,804	118,755
50 North Pacific Conference	5,855,760	116.55	162,601	3.24	502	196,892	2,591	1,039,290	7,257,636	144.46	50,241	162,578
51 North Peru Mission	4,881,305	93.90	180,488	3.47	4,538	258,407	622	971,197	6,296,557	121.12	51,984	180,311
52 Northeast Peru Mission	3,818,843	101.78	135,129	3.60	4,012	145,205	269	866,281	4,969,739	132.45	37,522	134,885
53 West Central Peru Mission	3,413,084	101.23	99,377	2.95	912	122,785	762	681,343	4,318,263	128.08	33,715	99,305
Totals	22,391,444	109.09	696,400	3.39	10,865	894,323	8,234	4,226,848	28,228,114	137.52	205,266	695,834
54 NORTHEAST BRAZIL UNION MISSION	...	...	...	...	...	...	...	...	...	...	...	...
55 Alagoas Mission	3,403,588	124.75	134,655	4.94	3,084	141,116	756	782,058	4,465,257	163.66	27,283	134,476
56 Ceara Conference	5,596,611	117.35	295,641	6.20	5,759	342,132	27	1,547,982	7,788,152	163.30	47,693	295,314
57 Central Pernambuco Conference	5,160,118	140.82	339,029	9.25	9,396	372,240	...	1,398,279	7,279,062	198.65	36,643	338,855
58 Northeast Brazil Mission	5,547,424	136.67	275,785	6.79	5,193	292,059	...	1,528,183	7,648,644	188.43	40,591	275,566
59 Pernambuco Conference	4,845,493	151.69	271,123	8.49	6,539	345,342	...	1,294,679	6,763,176	211.72	31,944	271,092
60 Piaui Mission	2,421,263	137.85	136,394	7.77	1,925	154,712	...	596,989	3,311,283	188.53	17,564	136,295
Totals	26,974,497	133.72	1,452,627	7.20	31,896	1,647,601	783	7,148,170	37,255,574	184.69	201,718	1,451,598
61 NORTHWEST BRAZIL UNION MISSION	...	...	...	...	...	...	...	...	...	...	...	...
62 Amazonas-Roraima Conference	8,238,021	116.97	379,430	5.39	18,876	480,395	22	2,185,326	11,302,070	160.48	70,428	378,941
63 Central Amazon Conference	6,550,896	136.48	251,619	5.24	10,105	285,282	67	2,395,839	9,493,808	197.80	47,998	251,239
64 North Rondonia and Acre Conference	5,935,126	162.07	303,280	8.28	21,936	344,423	11	1,465,157	8,069,933	220.37	36,620	303,173
65 South Rondonia Conference	5,307,126	263.59	238,824	11.86	20,371	281,859	...	1,234,739	7,082,919	351.79	20,134	238,765
Totals	26,031,169	148.60	1,173,153	6.70	71,288	1,391,959	100	7,281,061	35,948,730	205.21	175,180	1,172,118
66 PARAGUAY UNION OF CHURCHES MISS.	2,099,262	159.99	106,952	8.15	788	131,887	...	551,989	2,890,878	220.32	13,121	106,926
67 SOUTH BRAZIL UNION CONFERENCE	...	...	...	...	...	...	...	...	...	...	...	...
68 Central Parana Conference	7,394,403	318.81	327,501	14.12	11,533	360,650	16,821	1,670,385	9,781,293	421.72	23,194	326,660
69 Central Rio Grande do Sul Conference	5,546,999	327.16	206,231	12.16	9,630	244,620	46,714	1,183,633	7,237,827	426.88	16,955	205,795
70 North Parana Conference	6,888,594	297.33	260,829	11.26	11,479	319,235	9,998	1,559,081	9,049,216	390.59	23,168	259,789
71 North Rio Grande do Sul Conference	5,381,546	253.61	218,578	10.30	11,308	250,144	16,115	1,129,300	7,006,991	330.21	21,220	218,436
72 North Santa Catarina Conference	7,045,617	446.38	274,998	17.42	21,069	292,127	44,820	1,506,506	9,185,137	581.93	15,784	274,719
73 Rio Grande do Sul Conference	5,387,099	308.13	234,370	13.41	8,070	300,450	15,983	1,129,590	7,075,562	404.71	17,483	233,811
74 Santa Catarina Conference	7,554,520	361.49	334,137	15.99	16,848	373,050	39,864	1,935,988	10,254,407	490.69	20,898	333,021
75 South Parana Conference	6,905,466	356.91	268,034	13.85	13,856	308,848	17,719	1,492,036	9,005,959	465.47	19,348	267,262
76 West Parana Conference	5,057,114	332.73	201,129	13.23	7,403	236,638	16,741	1,244,765	6,763,790	445.02	15,199	200,982
Totals	57,161,358	329.94	2,325,807	13.42	111,196	2,685,762	224,775	12,851,284	75,360,182	434.98	173,249	2,320,475
77 SOUTH PERU UNION MISSION	...	...	...	...	...	...	...	...	...	...	...	...
78 Central Andina Mission	1,680,673	79.42	42,898	2.03	...	46,573	196	236,438	2,006,778	94.82	21,163	42,898
79 Central Peru Conference	4,213,918	299.35	117,950	8.38	2,834	134,370	218	620,759	5,090,449	361.59	14,077	117,760
80 Central South Peru Mission	1,964,480	109.92	65,681	3.68	38	67,614	354	497,218	2,595,385	145.22	17,872	65,681
81 East Peru Mission	2,343,792	85.53	87,982	3.21	566	97,317	51	527,725	3,057,433	111.58	27,402	87,982
82 Lake Titicaca Mission	3,159,630	68.71	97,438	2.12	690	135,237	396	428,223	3,821,614	83.10	45,987	97,436
83 South Peru Mission	3,477,986	98.60	103,852	2.94	790	122,390	335	604,801	4,310,154	122.19	35,273	103,837
84 Southeast Peru Mission	2,015,213	59.19	54,802	1.61	1,632	63,007	100	336,679	2,471,433	72.59	34,048	54,588
Totals	18,855,692	96.29	570,603	2.91	6,550	666,508	1,650	3,251,843	23,352,846	119.26	195,822	570,182
85 SOUTHEAST BRAZIL UNION CONF.	...	...	...	...	...	...	...	...	...	...	...	...
86 Central Minas Conference	5,376,181	240.15	192,175	8.58	12,808	248,649	28	1,162,153	6,991,994	312.32	22,387	191,502
87 East Minas Conference	4,264,335	202.82	156,375	7.44	3,075	191,697	...	1,231,861	5,847,343	278.11	21,025	156,051
88 Espirito Santo Conference	6,758,702	235.30	244,912	8.53	10,932	283,025	104	1,551,355	8,849,030	308.07	28,724	244,287
89 North Minas Mission	2,522,953	157.69	140,413	8.78	4,867	159,733	26	712,789	3,540,781	221.31	15,999	140,216
90 Rio de Janeiro Conference	5,109,212	290.48	201,693	11.47	13,051	226,718	...	1,182,201	6,732,875	382.79	17,589	201,095
91 Rio Fluminense Conference	5,442,402	257.45	208,121	9.84	17,585	235,534	...	1,298,331	7,201,973	340.68	21,140	207,975
92 South Espirito Santo Conference	5,861,734	200.61	219,627	7.52	10,940	249,412	21	1,379,303	7,721,037	264.24	29,220	219,299
93 South Minas Conference	5,044,609	205.33	164,151	6.68	6,083	197,707	67	1,263,272	6,675,889	271.73	24,568	163,897
94 South Rio Conference	6,859,076	240.04	276,561	9.68	17,793	306,753	235	1,646,302	9,106,720	318.70	28,575	275,837
95 West Minas Mission	2,539,009	205.27	105,088	8.50	5,104	115,408	14	662,731	3,427,354	277.09	12,369	104,911
Totals	49,778,213	224.63	1,909,116	8.62	102,238	2,214,636	495	12,090,298	66,094,996	298.27	221,596	1,905,070
96 URUGUAY UNION OF CHURCHES MISS.	2,068,878	295.93	49,782	7.12	4,050	58,507	...	415,215	2,596,432	371.40	6,991	49,781
97 WEST CENTRAL BRAZIL UNION MISS	...	...	...	...	...	...	...	...	...	...	...	...
98 Central Brazil Conference	8,005,945	281.38	366,848	12.89	14,082	418,437	167	2,691,944	11,497,423	404.10	28,452	366,024
99 Central Planalto Conference	9,656,776	287.82	259,042	7.72	14,536	302,093	5	2,553,047	12,785,499	381.07	33,552	258,900
100 East Mato Grosso Conference	5,179,689	337.95	233,941	15.26	20,614	287,983	8	1,443,748	7,165,983	467.54	15,327	233,077
101 South Mato Grosso Conference	6,964,951	307.65	272,389	12.03	8,872	315,789	13	1,798,682	9,360,696	413.48	22,639	271,639
102 Tocantins Mission	3,167,638	220.71	159,046	11.08	11,327	181,450	...	1,017,278	4,536,739	316.11	14,352	158,910
103 West Mato Grosso Mission	6,238,909	325.33	321,302	16.75	14,084	359,596	179	1,754,492	8,688,562	453.07	19,177	316,908
Totals	39,213,908	293.74	1,612,568	12.08	83,515	1,865,348	372	11,259,191	54,034,902	404.76	133,499	1,605,458
104 ATTACHED FIELD	...	...	...	...	...	...	...	...	...	...	...	...
105 Falkland Islands (Malvinas) Field Station	4,180	522.50	284	35.50	...	1,136	...	...	5,600	700.00	8	284

# STATISTICAL REPORT FOR 2021

Conference or Mission	Tithe and Offerings										Per Capita Basis	
	7	8	9	10	11	12a	12b	13	14a	14b	Membership Basis for Per Capita Calculations June 30, 2020	17
1	Tithe	Tithe Per Capita	World Mission Fund, Including Sabbath School	World Mission Fund Per Capita	Other General Conference Funds	Intradivision Funds	Ingathering Funds	Local Church Funds	Total Tithe and Offerings	Total Tithe and Offerings Per Capita	Membership Basis for Per Capita Calculations June 30, 2020	Sabbath School Mission Offerings
	US\$	US\$	US\$	US\$	US\$	US\$	US\$	US\$	US\$	US\$	US\$	US\$
<b>SOUTH AMERICAN DIVISION (CONT'D)</b>												
106 SOUTH AMERICAN DIVISION.....												
107 Argentina Union Conference.....	12,663,613	105.82	286,049	2.39	31,195	475,161	92	2,440,057	15,896,167	132.84	119,667	284,433
108 Bolivia Union Mission.....	12,099,056	98.12	603,286	4.89	5,682	671,833	38	3,376,506	16,756,401	135.89	123,306	603,074
109 Central Brazil Union Conference.....	70,863,692	251.22	2,286,526	8.11	113,850	2,637,550	150,891	17,748,656	93,801,165	332.54	282,079	2,282,471
110 Chile Union Mission.....	29,753,468	287.23	839,719	8.11	105,591	1,293,952	76	5,099,889	37,092,695	358.09	103,586	838,083
111 East Brazil Union Mission.....	31,578,759	147.79	1,731,685	8.10	53,720	2,016,352	44	8,673,366	44,053,926	206.17	213,675	1,729,260
112 Ecuador Union Mission.....	6,333,539	118.81	327,314	6.14	10,421	379,013	2,283	1,639,918	8,692,488	163.06	53,309	326,404
113 North Brazil Union Mission.....	38,097,021	118.77	2,073,426	6.46	50,029	2,534,778	308	10,479,011	53,234,573	165.96	320,762	2,071,390
114 North Peru Union Mission.....	22,391,444	109.09	696,400	3.39	10,865	894,323	8,234	4,226,848	28,228,114	137.52	205,266	695,834
115 Northeast Brazil Union Mission.....	26,974,497	133.72	1,452,627	7.20	31,896	1,647,601	783	7,148,170	37,255,574	184.69	201,718	1,451,598
116 Northwest Brazil Union Mission.....	26,031,169	148.60	1,173,153	6.70	71,288	1,391,959	100	7,281,061	35,948,730	205.21	175,180	1,172,118
117 Paraguay Union of Churches Mission.....	2,099,262	159.99	106,952	8.15	788	131,887	...	551,989	2,990,878	220.32	13,121	106,926
118 South Brazil Union Conference.....	57,161,358	329.94	2,325,807	13.42	111,196	2,685,762	224,775	12,851,284	75,360,182	434.98	173,249	2,320,475
119 South Peru Union Mission.....	18,855,692	96.29	570,603	2.91	6,550	666,508	1,650	3,251,843	23,352,846	119.26	195,822	570,182
120 Southeast Brazil Union Conference.....	49,778,213	224.63	1,909,116	8.62	102,238	2,214,636	495	12,090,298	66,094,996	298.27	221,596	1,905,070
121 Uruguay Union of Churches Mission.....	2,068,878	295.93	49,782	7.12	4,050	58,507	...	415,215	2,596,432	371.40	6,991	49,781
122 West Central Brazil Union Mission.....	39,213,908	293.74	1,612,568	12.08	83,515	1,865,348	372	11,259,191	54,034,902	404.76	133,499	1,605,458
123 Attached Field.....	4,180	522.50	284	35.50	...	1,136	...	...	5,600	700.00	8	284
<b>DIVISION TOTALS.....</b>	<b>445,967,749</b>	<b>175.38</b>	<b>18,045,297</b>	<b>7.10</b>	<b>792,874</b>	<b>21,566,306</b>	<b>390,141</b>	<b>108,533,302</b>	<b>595,295,669</b>	<b>234.11</b>	<b>2,542,834</b>	<b>18,012,841</b>
<b>SOUTH PACIFIC DIVISION</b>												
1 AUSTRALIAN UNION CONFERENCE.....												
2 Greater Sydney Conference.....	13,079,356	1,338.18	408,395	41.78	311,447	230,109	58,146	3,310,491	17,397,944	1,780.02	9,774	363,430
3 North New South Wales Conference.....	13,645,082	1,111.98	795,378	64.82	246,945	218,563	47,880	4,505,472	19,459,320	1,585.80	12,271	690,075
4 Northern Australian Conference.....	2,895,518	1,058.69	172,676	63.14	61,077	88,837	15,853	1,092,731	4,326,692	1,581.97	2,735	149,972
5 South Australian Conference.....	3,866,559	1,256.60	192,340	62.51	39,379	112,123	32,602	1,110,446	5,353,449	1,739.83	3,077	160,461
6 South New South Wales Conference.....	3,296,226	1,119.64	172,803	58.70	54,179	71,875	9,270	1,170,158	4,774,511	1,621.78	2,944	154,858
7 South Queensland Conference.....	12,742,714	1,014.14	717,591	57.11	234,948	300,584	39,924	6,241,830	20,277,591	1,613.82	12,565	624,238
8 Tasmanian Conference.....	1,641,899	1,305.17	124,670	99.10	34,517	77,561	5,325	304,586	2,188,558	1,739.71	1,258	99,917
9 Victorian Conference.....	15,834,850	1,356.89	562,782	48.22	271,147	298,715	61,770	5,106,864	22,136,128	1,896.84	11,670	475,771
10 Western Australian Conference.....	7,163,445	1,080.79	380,958	57.48	145,518	342,963	37,781	1,713,758	9,784,423	1,476.23	6,628	287,241
<b>Totals.....</b>	<b>74,165,649</b>	<b>1,178.69</b>	<b>3,527,593</b>	<b>56.06</b>	<b>1,399,157</b>	<b>1,741,330</b>	<b>308,551</b>	<b>24,556,336</b>	<b>105,698,616</b>	<b>1,679.84</b>	<b>62,922</b>	<b>3,005,963</b>
11 NEW ZEALAND PACIFIC UNION CONF.....												
12 Cook Islands Mission.....			23,514	23.97	2,103	11,070	...	62,899	99,586	101.51	981	21,636
13 French Polynesia Mission.....			171,494	32.05	15,675	80,817	...	459,189	727,175	135.90	5,351	157,956
14 New Caledonia Mission.....			11,049	10.16	988	5,202	...	29,556	46,795	43.05	1,087	10,167
15 North New Zealand Conference.....	9,517,536	853.82	280,534	25.17	177,487	284,448	3,499	8,601,746	18,865,250	1,692.41	11,147	227,354
16 Pitcairn Field Station.....	10,783	308.09	551	15.74	50	259	...	1,474	13,117	374.77	35	507
17 South New Zealand Conference.....	2,550,032	1,088.83	85,996	36.72	48,009	63,194	8,022	1,449,636	4,204,889	1,795.43	2,342	69,708
<b>Totals.....</b>	<b>12,078,351</b>	<b>576.72</b>	<b>573,138</b>	<b>27.37</b>	<b>244,312</b>	<b>444,990</b>	<b>11,521</b>	<b>10,604,500</b>	<b>23,956,812</b>	<b>1,143.91</b>	<b>20,943</b>	<b>487,328</b>
18 PAPUA NEW GUINEA UNION MISSION.....												
19 Bougainville Mission.....	656,135	75.84	49,812	5.76	3,869	39,062	...	115,692	864,570	99.94	8,651	39,797
20 Central Papua Conference.....	4,606,543	67.76	372,322	5.48	29,184	284,885	...	1,221,804	6,514,738	95.82	67,987	300,206
21 Eastern Highlands Simbu Mission.....	3,208,205	35.24	232,268	2.55	17,907	185,679	...	535,487	4,179,546	45.91	91,040	184,201
22 Madang Manus Mission.....	450,106	30.19	33,477	2.25	2,592	26,470	...	77,510	590,155	39.58	14,909	26,662
23 Morobe Mission.....	1,129,718	42.01	121,300	4.51	9,840	83,985	...	294,251	1,639,094	60.96	26,889	101,217
24 New Britain New Ireland Mission.....	1,280,235	88.10	96,047	6.61	7,446	75,678	...	222,676	1,682,082	115.75	14,532	76,598
25 Northern and Milne Bay Mission.....	353,593	23.30	23,374	1.54	1,775	19,417	...	53,067	451,226	29.73	15,178	18,255
26 Sepik Mission.....	426,153	25.76	52,445	3.17	4,310	34,829	...	128,887	646,624	39.09	16,543	44,336
27 South West Papua Mission.....	145,688	10.56	12,071	0.87	949	9,149	...	28,393	196,250	14.22	13,797	9,767
28 Western Highlands Mission.....	2,053,738	19.67	186,277	1.78	14,825	136,560	...	443,344	2,834,744	27.15	104,401	152,506
<b>Totals.....</b>	<b>14,310,114</b>	<b>38.27</b>	<b>1,179,393</b>	<b>3.15</b>	<b>92,697</b>	<b>895,714</b>	<b>...</b>	<b>3,121,111</b>	<b>19,599,029</b>	<b>52.41</b>	<b>373,927</b>	<b>953,545</b>
29 TRANS PACIFIC UNION MISSION.....	37,988	365.27	1,501	14.43	134	1,428	...	5,622	46,673	448.78	104	1,381
30 American Samoa Mission.....	1,044,681	558.35	71,812	38.38	6,572	53,693	...	269,213	1,445,971	772.83	1,871	66,148
31 Fiji Mission.....	2,660,956	94.78	139,177	4.96	12,449	116,082	...	372,292	3,300,956	117.58	28,075	128,064
32 Kiribati Mission.....	242,812	81.62	11,382	3.83	1,018	9,972	...	30,446	295,630	99.37	2,975	10,473
33 Niue Field Station.....	24,558	792.19	1,097	35.39	98	983	...	2,933	29,669	957.06	31	1,009
34 Samoa-Tokelau Mission.....	10,750,745	1,169.07	74,164	8.06	6,634	55,342	...	198,385	11,085,270	1,205.44	9,196	68,242
35 Solomon Islands Mission.....	2,714,963	49.32	176,312	3.20	15,771	134,590	...	471,625	3,513,261	63.82	55,046	162,231
36 Tonga Mission.....	609,635	158.22	28,174	7.31	2,520	24,847	...	75,365	740,541	192.20	3,853	25,924
37 Tuvalu Region.....	56,524	155.29	2,543	6.99	227	2,271	...	6,800	68,365	187.82	364	2,340
38 Vanuatu Mission.....	2,614,547	98.27	126,182	4.74	11,287	109,082	...	337,530	3,198,628	120.23	26,605	116,106
<b>Totals.....</b>	<b>20,757,409</b>	<b>162.02</b>	<b>632,344</b>	<b>4.94</b>	<b>56,710</b>	<b>508,290</b>	<b>...</b>	<b>1,770,211</b>	<b>23,724,964</b>	<b>185.18</b>	<b>128,120</b>	<b>581,918</b>
<i>Note—Statistics for Nauru Attached Church are on the Trans Pacific Union row.</i>												
39 SOUTH PACIFIC DIVISION.....	201,521								201,521			
40 Australian Union Conference.....	74,165,649	1,178.69	3,527,593	56.06	1,399,157	1,741,330	308,551	24,556,336	105,698,616	1,679.84	62,922	3,005,963
41 New Zealand Pacific Union Conference.....	12,078,351	576.72	573,138	27.37	244,312	444,990	11,521	10,604,500	23,956,812	1,143.91	20,943	487,328
42 Papua New Guinea Union Mission.....	14,310,114	38.27	1,179,393	3.15	92,697	895,714	...	3,121,111	19,599,029	52.41	373,927	953,545
43 Trans Pacific Union Mission.....	20,757,409	162.02	632,344	4.94	56,710	508,290	...	1,770,211	23,724,964	185.18	128,120	581,918
<b>DIVISION TOTALS.....</b>	<b>121,513,044</b>	<b>207.39</b>	<b>5,912,468</b>	<b>10.09</b>	<b>1,792,876</b>	<b>3,590,324</b>	<b>320,072</b>	<b>40,052,158</b>	<b>173,180,942</b>	<b>295.58</b>	<b>585,912</b>	<b>5,028,754</b>

## GENERAL STATISTICS BY DIVISIONS FOR 2021

Conference or Mission	Tithe and Offerings										Per Capita Basis	17
	7	8	9	10	11	12a	12b	13	14a	14b		
1	Tithe	Tithe Per Capita	World Mission Fund, Including Sabbath School	World Mission Fund Per Capita	Other General Conference Funds	Intradivision Funds	Ingathering Funds	Local Church Funds	Total Tithe and Offerings	Total Tithe and Offerings Per Capita	Membership Basis for Per Capita Calculations June 30, 2020	Sabbath School Mission Offerings
	US\$	US\$	US\$	US\$	US\$	US\$	US\$	US\$	US\$	US\$	US\$	US\$
<b>SOUTHERN AFRICA-INDIAN OCEAN DIVISION</b>												
1 BOTSWANA UNION CONFERENCE	...	...	...	...	...	...	...	...	...	...	...	...
2 North Botswana Conference	861,558	33.70	...	...	32,830	49,245	...	82,075	1,025,708	40.12	25,563	...
3 South Botswana Conference	2,035,783	92.33	...	...	51,270	76,906	...	128,176	2,292,135	103.95	22,050	...
Totals	2,897,341	60.85	...	...	84,100	126,151	...	210,251	3,317,843	69.68	47,613	...
4 INDIAN OCEAN UNION CONFERENCE	95,526	...	...	...	...	...	...	...	95,526	...	...	...
5 Central Malagasy Conference	1,626,251	31.29	...	...	84,881	127,322	...	212,204	2,050,658	39.46	51,972	...
6 East Malagasy Conference	357,779	15.01	...	...	48,018	72,027	...	120,044	597,868	25.08	23,835	...
7 Mauritius Conference	1,106,508	210.44	...	...	10,202	15,303	...	25,505	1,157,518	220.14	5,258	...
8 Mayotte Field Station	...	...	...	...	...	...	...	...	...	...	119	...
9 North Malagasy Conference	563,897	12.20	...	...	44,369	66,554	...	110,924	785,744	17.00	46,223	...
10 North West Malagasy Conference	335,731	13.64	...	...	23,930	35,895	...	59,825	455,381	18.50	24,609	...
11 Reunion Conference*	23,481	18.22	...	...	1,098	1,647	...	2,745	28,971	22.48	1,289	...
12 Seychelles Mission	375,754	337.60	...	...	5,486	8,229	...	13,715	403,184	362.25	1,113	...
13 South East Malagasy Conference	278,583	12.30	...	...	12,482	18,724	...	31,206	340,995	15.06	22,647	...
14 South West Malagasy Conference	145,130	13.32	...	...	3,046	4,569	...	7,615	160,360	14.72	10,896	...
Totals	4,908,640	26.12	...	...	233,512	350,270	...	583,783	6,076,205	32.33	187,961	...
<i>*Reunion Island has blocked currency.</i>												
15 MALAWI UNION CONFERENCE	72,838	...	...	...	...	...	...	...	72,838	...	...	...
16 Central Malawi Conference	3,052,143	29.49	...	...	99,388	149,082	...	248,470	3,549,083	34.29	103,510	...
17 North Malawi Conference	806,298	7.68	...	...	39,873	59,810	...	99,683	1,005,664	9.57	105,043	...
18 South Malawi Conference	3,616,403	8.93	...	...	143,011	214,516	...	357,527	4,331,457	10.69	405,077	...
Totals	7,547,682	12.30	...	...	282,272	423,408	...	705,680	8,959,042	14.60	613,630	...
19 MOZAMBIQUE UNION MISSION	4,941	...	...	...	...	...	...	...	4,941	...	...	...
20 Central Mission	484,227	5.18	...	...	31,952	47,929	...	79,881	643,989	6.88	93,539	...
21 North Mission	167,627	0.74	...	...	37,156	55,735	...	92,891	353,409	1.55	227,382	...
22 North-East Mission	102,087	6.14	...	...	9,214	13,821	...	23,036	148,158	8.91	16,632	...
23 South Mission	519,856	15.08	...	...	29,207	43,811	...	73,019	665,893	19.31	34,481	...
Totals	1,278,738	3.44	...	...	107,529	161,296	...	268,827	1,816,390	4.88	372,034	...
24 NORTH-EASTERN ANGOLA UNION MISS.	5,307	...	...	...	...	...	...	...	5,307	...	...	...
25 Angola East Mission	425,617	6.42	...	...	16,954	25,431	...	42,385	510,387	7.70	66,319	...
26 Angola North Mission	1,390,007	18.60	...	...	60,544	90,815	...	151,359	1,692,725	22.65	74,722	...
27 Angola North-Eastern Mission	316,674	7.43	...	...	23,685	35,528	...	59,213	435,100	10.20	42,636	...
28 Angola South Luanda and Cabinda Mission	1,580,432	20.60	...	...	72,611	108,917	...	181,529	1,943,489	25.33	76,730	...
Totals	3,718,037	14.28	...	...	173,794	260,691	...	434,486	4,587,008	17.61	260,407	...
29 NORTHERN ZAMBIA UNION CONF	...	...	...	...	...	...	...	...	...	...	...	...
30 Copperbelt Zambia Conference	1,787,046	9.99	...	...	140,108	210,162	...	350,271	2,487,587	13.91	178,810	...
31 Luapula Zambia Conference	444,822	5.54	...	...	16,308	24,461	...	40,769	526,360	6.56	80,245	...
32 Midlands East Zambia Conference	1,169,524	12.54	...	...	104,582	156,874	...	261,456	1,692,436	18.15	93,234	...
33 Midlands West Zambia Conference	1,425,848	9.91	...	...	149,430	224,146	...	373,576	2,173,000	15.11	143,833	...
34 North Zambia Field	523,424	5.21	...	...	48,892	73,338	...	122,229	767,883	7.64	100,485	...
35 Northwest Zambia Conference	681,741	16.01	...	...	42,914	64,370	...	107,284	896,309	21.06	42,569	...
Totals	6,032,405	9.44	...	...	502,234	753,351	...	1,255,585	8,543,575	13.37	639,176	...
36 SOUTHERN AFRICA UNION CONF	...	...	...	...	...	...	...	...	...	...	...	...
37 Cape Conference	8,915,890	194.25	...	...	112,728	169,092	...	281,820	9,479,530	206.53	45,900	...
38 KwaZulu Natal-Free State Conference	3,163,787	162.32	...	...	78,870	118,305	...	197,175	3,558,137	182.55	19,491	...
39 Lesotho Conference	414,811	38.99	...	...	12,593	18,890	...	31,483	477,777	44.91	10,639	...
40 Namibia North Conference	736,369	43.04	...	...	32,073	48,110	...	80,184	896,736	52.41	17,110	...
41 Namibia South Conference	1,085,087	167.50	...	...	18,576	27,863	...	46,439	1,177,965	181.84	6,478	...
42 Northern Conference	7,410,080	338.96	...	...	100,051	150,077	...	250,129	7,910,337	361.85	21,861	...
43 Swaziland Conference	574,209	60.66	...	...	25,158	37,737	...	62,894	699,998	73.95	9,466	...
44 Trans-Orange Conference	4,622,398	79.71	...	...	35,660	53,491	...	89,151	4,800,700	82.79	57,987	...
Totals	26,922,631	142.50	...	...	415,709	623,565	...	1,039,275	29,001,180	153.50	188,932	...
45 SOUTHERN ZAMBIA UNION CONF	...	...	...	...	...	...	...	...	...	...	...	...
46 East Zambia Field	333,065	8.70	...	...	13,796	20,694	...	34,490	402,045	10.50	38,273	...
47 Lusaka Conference	1,657,256	14.50	...	...	121,457	182,186	...	303,644	2,264,543	19.81	114,332	...
48 South Zambia Conference	1,873,027	4.43	...	...	169,910	254,865	...	424,775	2,722,577	6.44	423,086	...
49 West Zambia Field	453,563	4.37	...	...	25,093	37,639	...	62,732	579,027	5.58	103,777	...
50 Woodlands Conference	1,655,045	29.80	...	...	78,973	118,460	...	197,433	2,049,911	36.91	55,533	...
Totals	5,971,956	8.13	...	...	409,229	613,844	...	1,023,074	8,018,103	10.91	735,001	...
51 SOUTH-WESTERN ANGOLA UNION MISS	...	...	...	...	...	...	...	...	...	...	...	...
52 Central Association Mission	1,726,324	9.29	...	...	121,596	182,395	...	303,991	2,334,306	12.56	185,818	...
53 South Association Mission	684,297	6.66	...	...	51,988	77,983	...	129,971	944,239	9.20	102,672	...
Totals	2,410,621	8.36	...	...	173,584	260,378	...	433,962	3,278,545	11.36	288,490	...

# STATISTICAL REPORT FOR 2021

Conference or Mission	Tithe and Offerings										Per Capita Basis	
	7	8	9	10	11	12a	12b	13	14a	14b	Membership Basis for Per Capita Calculations June 30, 2020	17
1	Tithe	Tithe Per Capita	World Mission Fund, Including Sabbath School	World Mission Fund Per Capita	Other General Conference Funds	Intradivision Funds	Ingathering Funds	Local Church Funds	Total Tithe and Offerings	Total Tithe and Offerings Per Capita	Sabbath School Mission Offerings	
	US\$	US\$	US\$	US\$	US\$	US\$	US\$	US\$	US\$	US\$	US\$	

## SOUTHERN AFRICA-INDIAN OCEAN DIVISION (CONT'D)

54 ZIMBABWE CENTRAL UNION CONF	...	...	...	...	...	...	...	...	...	...	...	...
55 Central Zimbabwe Conference	1,366,257	8.42	...	...	77,318	115,978	...	193,296	1,752,849	10.80	162,356	...
56 North-West Zimbabwe Conference	1,003,550	6.19	...	...	87,753	131,629	...	219,382	1,442,314	8.89	162,229	...
Totals	2,369,807	7.30	...	...	165,071	247,607	...	412,678	3,195,163	9.84	324,585	...
57 ZIMBABWE EAST UNION CONF	8,593	...	...	...	364	546	...	910	10,413	...	...	...
58 East Zimbabwe Conference	5,991,053	33.38	...	...	129,088	193,632	...	322,720	6,636,493	36.98	179,460	...
59 North Zimbabwe Conference	2,445,187	14.62	...	...	91,666	137,499	...	229,165	2,903,517	17.36	167,254	...
Totals	8,444,833	24.36	...	...	221,118	331,677	...	552,795	9,550,423	27.55	346,714	...
60 ZIMBABWE WEST UNION CONF	43,600	...	...	...	10	15	...	25	43,650	...	...	...
61 South Zimbabwe Conference	1,137,193	9.78	...	...	82,104	123,156	...	205,260	1,547,713	13.31	116,248	...
62 West Zimbabwe Conference	1,338,200	7.28	...	...	107,339	161,008	...	268,347	1,874,894	10.20	183,769	...
Totals	2,518,993	8.40	...	...	189,453	284,179	...	473,632	3,466,257	11.55	300,017	...
63 ATTACHED FIELD												
64 Sao Tome and Principe Mission	368,891	51.36	...	...	21,248	31,871	...	53,119	475,129	66.16	7,182	...
65 SOUTHERN AFRICA-INDIAN OCEAN DIV	95,756	...	...	...	...	...	...	...	95,756	...	...	...
66 Botswana Union Conference	2,897,341	60.85	...	...	84,100	126,151	...	210,251	3,317,843	69.68	47,613	...
67 Indian Ocean Union Conference	4,908,640	26.12	...	...	233,512	350,270	...	583,783	6,076,205	32.33	187,961	...
68 Malawi Union Conference	7,547,682	12.30	...	...	282,272	423,408	...	705,680	8,959,042	14.60	613,630	...
69 Mozambique Union Mission	1,278,738	3.44	...	...	107,529	161,296	...	268,827	1,816,390	4.88	372,034	...
70 North-Eastern Angola Union Mission	3,718,037	14.28	...	...	173,794	260,691	...	434,486	4,587,008	17.61	260,407	...
71 Northern Zambia Union Conference	6,032,405	9.44	...	...	502,234	753,351	...	1,255,585	8,543,575	13.37	639,176	...
72 Southern Africa Union Conference	26,922,631	142.50	...	...	415,709	623,565	...	1,039,275	29,001,180	153.50	188,932	...
73 Southern Zambia Union Conference	5,971,956	8.13	...	...	409,229	613,844	...	1,023,074	8,018,103	10.91	735,001	...
74 South-Western Angola Union Mission	2,410,621	8.36	...	...	173,584	260,378	...	433,962	3,278,545	11.36	288,490	...
75 Zimbabwe Central Union Conference	2,369,807	7.30	...	...	165,071	247,607	...	412,678	3,195,163	9.84	324,585	...
76 Zimbabwe East Union Conference	8,444,833	24.36	...	...	221,118	331,677	...	552,795	9,550,423	27.55	346,714	...
77 Zimbabwe West Union Conference	2,518,993	8.40	...	...	189,453	284,179	...	473,632	3,466,257	11.55	300,017	...
78 Attached Field	368,891	51.36	...	...	21,248	31,871	...	53,119	475,129	66.16	7,182	...
DIVISION TOTALS	75,486,331	17.51	...	...	2,978,853	4,468,288	...	7,447,147	90,380,619	20.96	4,311,742	...

Note—The following unions have blocked currency: North-Eastern Angola, South-Western Angola, Zimbabwe Central, Zimbabwe East, and Zimbabwe West.

## SOUTHERN ASIA DIVISION

1 EAST-CENTRAL INDIA UNION SECTION	...	...	...	...	...	...	37,603	...	37,603	...	...	...
2 Adilabad Region	...	...	...	...	...	...	...	...	...	...	8,640	...
3 East Telangana Section	120,646	3.55	78	...	11	...	...	33	120,768	3.55	33,991	67
4 Guntur Section	126,665	2.96	148	...	21	...	...	63	126,897	2.96	42,864	127
5 Hyderabad Metro Section	135,401	38.85	2,030	0.58	290	...	...	870	138,591	39.77	3,485	1,740
6 North Andhra Section	283,252	2.41	446	...	64	...	...	191	283,953	2.41	117,590	382
7 North Orissa Region	24,570	6.44	15	...	2	...	...	6	24,593	6.44	3,818	12
8 North Rayalaseema Section	57,241	1.23	129	...	18	...	...	55	57,443	1.23	46,600	110
9 Northeast Andhra Section	49,335	1.28	431	0.01	62	...	...	185	50,013	1.30	38,395	369
10 Orissa Section	58,490	2.18	569	0.02	81	...	...	244	59,384	2.21	26,820	488
11 South Andhra Section	287,185	3.65	2,913	0.04	416	...	...	1,249	291,763	3.71	78,612	2,497
12 South Rayalaseema Section	50,653	1.23	175	...	25	...	...	75	50,928	1.24	41,200	150
13 Southeast Andhra Section	187,058	3.76	679	0.01	97	...	...	291	188,125	3.78	49,790	582
14 Vishaka Metro Section	91,371	14.98	969	0.16	138	...	...	415	92,893	15.23	6,100	831
15 West Telangana Section	78,432	1.02	229	...	33	...	...	98	78,792	1.02	77,253	196
Totals	1,550,299	2.70	8,811	0.02	1,258	...	37,603	3,775	1,601,746	2.78	575,158	7,551
16 NORTHEAST INDIA UNION SECTION	...	...	...	...	...	...	...	...	...	...	...	...
17 Arunachal Pradesh Region	80,330	188.57	2,826	6.63	318	...	...	1,254	84,728	198.89	426	2,508
18 Assam Region	35,664	6.17	2,931	0.51	299	...	...	1,316	40,210	6.96	5,778	2,632
19 Garo Section	368,984	28.22	17,557	1.34	1,881	...	...	7,838	396,260	30.30	13,077	15,676
20 Khasi Jaintia Conference	360,495	63.29	21,145	3.71	1,689	...	...	5,842	389,171	68.32	5,696	11,683
21 Manipur Conference	597,214	86.74	19,981	2.90	2,676	...	...	8,653	628,524	91.29	6,885	17,305
22 Mizo Conference	1,207,294	72.29	24,829	1.49	2,650	...	...	10,894	1,245,667	74.59	16,701	21,788
23 Nagaland Region	44,195	87.51	740	1.47	101	...	...	320	45,356	89.81	505	639
24 Tripura Region	27,174	7.15	1,826	0.48	248	...	...	776	30,024	7.90	3,801	1,553
Totals	2,721,350	51.47	91,835	1.74	9,862	...	...	36,893	2,859,940	54.09	52,869	73,784
25 NORTHERN INDIA UNION SECTION	...	...	...	...	...	...	26,711	...	26,711	...	...	...
26 Bihar Region	16,480	4.22	401	0.10	50	...	...	176	17,107	4.38	3,905	351
27 Central Uttar Pradesh Region	11,101	14.96	143	0.19	20	...	...	61	11,325	15.26	742	122
28 Chhattisgarh Region	20,289	7.95	710	0.28	101	...	...	304	21,404	8.39	2,552	608
29 Delhi Metro Region	117,751	35.69	2,138	0.65	305	...	...	916	121,110	36.71	3,299	1,832
30 Eastern Jharkhand Section	42,750	7.60	1,744	0.31	249	...	...	747	45,490	8.09	5,626	1,495
31 Eastern Uttar Pradesh Section	29,282	0.70	3,446	0.08	492	...	...	1,477	34,697	0.83	41,639	2,953
32 Haryana Region	...	...	...	...	...	...	...	...	...	...	7,751	...

## GENERAL STATISTICS BY DIVISIONS FOR 2021

Conference or Mission	Tithe and Offerings										Per Capita Basis	
	7	8	9	10	11	12a	12b	13	14a	14b	Membership Basis for Per Capita Calculations June 30, 2020	17
1	Tithe	Tithe Per Capita	World Mission Fund, Including Sabbath School	World Mission Fund Per Capita	Other General Conference Funds	Intradivision Funds	Ingathering Funds	Local Church Funds	Total Tithe and Offerings	Total Tithe and Offerings Per Capita		Sabbath School Mission Offerings
	US\$	US\$	US\$	US\$	US\$	US\$	US\$	US\$	US\$	US\$	US\$	US\$
<b>SOUTHERN ASIA DIVISION (CONT'D)</b>												
33 Himachal Pradesh Region	35,299	10.09	1,747	0.50	250	...	...	749	38,045	10.87	3,500	1,497
34 Kolkata Metro Region	41,451	150.18	1,437	5.21	205	...	...	616	43,709	158.37	276	1,232
35 Madhya Pradesh Region	47,437	57.29	1,210	1.46	173	...	...	519	49,339	59.59	828	1,037
36 North Bengal Section	121,766	12.04	6,351	0.63	793	...	...	2,779	131,689	13.02	10,116	5,558
37 North India Section	119,563	11.90	4,803	0.48	686	...	...	2,058	127,110	12.65	10,049	4,117
38 Rajasthan Section	...	...	...	...	...	...	...	...	...	...	6,729	...
39 South Bengal Section	31,915	2.24	657	0.05	94	...	...	281	32,947	2.32	14,229	563
40 Upper Ganges Section	94,415	2.49	562	0.01	80	...	...	241	95,298	2.51	37,915	482
41 Uttarakhand Region	39,429	80.14	1,190	2.42	170	...	...	510	41,299	83.94	492	1,020
42 Western Jharkhand Section	219,237	22.26	6,842	0.69	866	...	...	2,988	229,933	23.35	9,847	5,976
Totals	988,165	6.20	33,381	0.21	4,534	...	26,711	14,422	1,067,213	6.69	159,495	28,843
43 SOUTH-CENTRAL INDIA UN SECTION	...	...	...	...	...	...	12,424	...	12,424	...	...	...
44 Bangalore Metro Conference	616,572	48.91	22,530	1.79	3,219	...	...	9,656	651,977	51.72	12,607	19,311
45 Goa-West Karnataka Section	64,894	3.03	2,011	0.09	287	...	...	862	68,054	3.18	21,385	1,723
46 Kolar-Chinthamani Region	24,243	2.98	932	0.11	133	...	...	400	25,708	3.16	8,129	799
47 North Karnataka Section	19,350	1.11	1,860	0.11	266	...	...	797	22,273	1.28	17,454	1,595
48 Raichur-Bellary Region	12,477	7.62	526	0.32	75	...	...	225	13,303	8.13	1,637	451
49 South Karnataka Section	78,316	19.39	3,420	0.85	489	...	...	1,466	83,691	20.72	4,040	2,931
Totals	815,852	12.50	31,279	0.48	4,469	...	12,424	13,406	877,430	13.45	65,252	26,810
50 SOUTHEAST INDIA UNION SECTION	...	...	...	...	...	...	21,528	...	21,528	...	...	...
51 Chennai Metro Section	393,736	19.66	13,853	0.69	1,968	...	...	5,943	415,500	20.74	20,030	11,886
52 Coimbatore Tirupur Section	82,977	17.40	3,097	0.65	442	...	...	1,327	87,843	18.42	4,769	2,654
53 Dharmapuri Section	246,357	47.46	7,207	1.39	1,030	...	...	3,089	257,683	49.64	5,191	6,178
54 Erode Nilgiris Section	97,249	10.21	4,235	0.44	605	...	...	1,815	103,904	10.91	9,528	3,630
55 Kanchipuram-Chengalpattu Section	108,489	112.42	5,063	5.25	486	...	...	2,289	116,327	120.55	965	4,577
56 North Tamil Conference	213,309	7.66	9,591	0.34	1,370	...	...	4,110	228,380	8.20	27,854	8,221
57 Pudukottai-Thirumayam Region	26,218	18.89	1,774	1.28	253	...	...	760	29,005	20.90	1,388	1,521
58 Sivagangai Ramanathapuram Section	42,135	6.45	1,221	0.19	174	...	...	523	44,053	6.74	6,533	1,046
59 South Tamil Conference	559,050	16.00	26,726	0.76	3,818	...	...	11,454	601,048	17.20	34,950	22,908
60 Thanjavur-Karaikal Section	129,195	19.94	4,805	0.74	686	...	...	2,059	136,745	21.10	6,480	4,119
61 Theni-Periyakulam Region	32,819	8.12	1,554	0.38	222	...	...	666	35,261	8.72	4,044	1,332
62 Vellore Section	148,178	26.37	5,861	1.04	837	...	...	2,512	157,388	28.01	5,619	5,024
63 Villupuram-Tindivanam Region	66,522	18.21	2,655	0.73	379	...	...	1,138	70,694	19.35	3,654	2,276
Totals	2,146,234	16.38	87,642	0.67	12,270	...	21,528	37,685	2,305,359	17.60	131,005	75,372
64 SOUTHWEST INDIA UNION SECTION	...	...	...	...	...	...	15,274	...	15,274	...	...	...
65 Alappuzha-Pathanamthitta Section	99,314	50.34	1,568	0.79	224	...	...	672	101,778	51.59	1,973	1,344
66 Idukki Section	43,472	8.82	873	0.18	125	...	...	374	44,844	9.10	4,930	748
67 Malabar Region	9,679	6.31	482	0.31	69	...	...	207	10,437	6.81	1,533	413
68 North Kerala Section	240,494	30.63	6,926	0.88	989	...	...	2,968	251,377	32.01	7,852	5,937
69 South Kerala Section	215,119	10.13	11,110	0.52	1,587	...	...	4,762	232,578	10.96	21,228	9,523
Totals	608,078	16.21	20,959	0.56	2,994	...	15,274	8,983	656,288	17.49	37,516	17,965
70 WESTERN INDIA UNION SECTION	...	...	...	...	...	...	15,206	...	15,206	...	...	...
71 Central Maharashtra Conference	284,727	16.68	10,229	0.60	489	...	...	4,870	300,315	17.59	17,075	9,740
72 Gujarat Conference	194,606	8.36	3,479	0.15	497	...	...	1,491	200,073	8.60	23,267	2,982
73 Mumbai Metro Section	70,946	7.61	1,372	0.15	190	...	...	591	73,099	7.84	9,323	1,182
74 North Maharashtra Section	53,487	1.74	1,548	0.05	108	...	...	720	55,863	1.82	30,746	1,441
75 Saurashtra Region	10,908	3.00	250	0.07	36	...	...	107	11,301	3.10	3,641	214
76 South Gujarat Region	17,797	5.74	412	0.13	59	...	...	177	18,445	5.94	3,103	353
77 South Maharashtra Section	70,873	7.22	3,085	0.31	141	...	...	1,367	75,466	7.69	9,817	2,735
78 Vidarbha Region (Nagpur)	14,704	1.49	2,099	0.21	300	...	...	899	18,002	1.82	9,878	1,799
Totals	718,048	6.72	22,474	0.21	1,820	...	15,206	10,222	767,770	7.19	106,850	20,446
79 ATTACHED FIELDS	...	...	...	...	...	...	...	...	...	...	...	...
80 Andaman and Nicobar Island Region	5,468	21.70	933	3.70	133	...	...	400	6,934	27.52	252	800
81 East Himalayan Field	6,741	7.88	505	0.59	72	...	...	216	7,534	8.81	855	433
82 Himalayan Section	29,834	3.22	1,732	0.19	247	...	...	742	32,555	3.52	9,256	1,484
Totals	42,043	4.06	3,170	0.31	452	...	...	1,358	47,023	4.54	10,363	2,717
83 SOUTHERN ASIA DIVISION	...	...	...	...	...	...	...	...	...	...	...	...
84 East-Central India Union Section	1,550,299	2.70	8,811	0.02	1,258	...	37,603	3,775	1,601,746	2.78	575,158	7,551
85 Northeast India Union Section	2,721,350	51.47	91,835	1.74	9,862	...	...	36,893	2,859,940	54.09	52,869	73,784
86 Northern India Union Section	988,165	6.20	33,381	0.21	4,534	...	26,711	14,422	1,067,213	6.69	159,495	28,843
87 South-Central India Union Section	815,852	12.50	31,279	0.48	4,469	...	12,424	13,406	877,430	13.45	65,252	26,810
88 Southeast India Union Section	2,146,234	16.38	87,642	0.67	12,270	...	21,528	37,685	2,305,359	17.60	131,005	75,372
89 Southwest India Union Section	608,078	16.21	20,959	0.56	2,994	...	15,274	8,983	656,288	17.49	37,516	17,965
90 Western India Union Section	718,048	6.72	22,474	0.21	1,820	...	15,206	10,222	767,770	7.19	106,850	20,446
91 Attached Fields	42,043	4.06	3,170	0.31	452	...	...	1,358	47,023	4.54	10,363	2,717
DIVISION TOTALS	9,590,069	8.42	299,551	0.26	37,659	...	128,746	126,744	10,182,769	8.94	1,138,508	253,488

STATISTICAL REPORT FOR 2021

Conference or Mission	Tithe and Offerings										Per Capita Basis	17
	7	8	9	10	11	12a	12b	13	14a	14b		
1	Tithe	Tithe Per Capita	World Mission Fund, Including Sabbath School	World Mission Fund Per Capita	Other General Conference Funds	Intradivision Funds	Ingathering Funds	Local Church Funds	Total Tithe and Offerings	Total Tithe and Offerings Per Capita	Membership Basis for Per Capita Calculations June 30, 2020	Sabbath School Mission Offerings
	US\$	US\$	US\$	US\$	US\$	US\$	US\$	US\$	US\$	US\$	US\$	US\$
<b>SOUTHERN ASIA-PACIFIC DIVISION</b>												
1 BANGLADESH UNION MISSION .....	55,248	...	...	...	...	...	...	...	55,248	...	...	...
2 East Bangladesh Mission .....	140,602	26.90	5,135	0.98	...	6,038	...	11,173	162,948	31.17	5,227	...
3 North Bangladesh Mission .....	104,990	12.35	2,297	0.27	...	2,701	...	4,998	114,986	13.53	8,500	...
4 South Bangladesh Mission .....	138,912	13.42	4,390	0.42	...	5,163	...	9,553	158,018	15.27	10,350	...
5 West Bangladesh Mission .....	93,411	9.73	2,816	0.29	...	3,312	...	6,128	105,667	11.00	9,604	...
Totals .....	533,163	15.83	14,638	0.43	...	17,214	...	31,852	596,867	17.72	33,681	...
6 CENTRAL PHILIPPINE UNION CONF. ....	43,454	...	...	...	...	...	...	...	43,454	...	...	...
7 Central Visayan Conference .....	3,660,709	75.40	95,266	1.96	...	112,027	...	207,293	4,075,295	83.94	48,548	...
8 East Visayan Conference .....	1,756,292	59.33	62,902	2.13	...	73,969	7,935	136,871	2,037,969	68.85	29,600	...
9 Negros Occidental Conference .....	2,558,119	59.47	85,994	2.00	...	101,124	...	187,118	2,932,355	68.17	43,017	...
10 Negros Oriental-Siquijor Mission .....	1,190,809	62.20	33,925	1.77	...	39,893	...	73,818	1,338,445	69.91	19,145	...
11 Romblon Mission .....	723,641	88.18	28,676	3.49	...	33,722	...	62,398	848,437	103.39	8,206	...
12 Samar Mission .....	599,918	121.96	13,574	2.76	...	15,963	7,427	29,537	666,419	135.48	4,919	...
13 West Visayan Conference .....	2,243,033	66.27	109,661	3.24	...	128,954	6,229	238,615	2,726,492	80.56	33,846	...
Totals .....	12,775,975	68.22	429,998	2.30	...	505,652	21,591	935,650	14,668,866	78.33	187,281	...
14 EAST INDONESIA UNION CONFERENCE. ....	...	...	...	...	...	...	...	...	...	...	...	...
15 Bolaang Mongondow and Gorontalo Mission	490,047	69.03	25,183	3.55	...	29,614	...	54,797	599,641	84.47	7,099	...
16 Central Sulawesi Mission .....	552,704	53.57	39,149	3.79	...	46,037	...	85,186	723,076	70.09	10,317	...
17 Luwu Tana Toraja Mission .....	350,412	108.79	24,296	7.54	...	28,570	...	52,866	456,144	141.62	3,221	...
18 Maluku Mission .....	416,903	59.99	25,018	3.60	...	29,420	...	54,438	525,779	75.66	6,949	...
19 Manado and North Maluku Conference .....	1,764,169	97.45	91,782	5.07	...	107,930	...	199,712	2,163,593	119.52	18,103	...
20 Minahasa Conference .....	1,672,259	56.18	90,511	3.04	...	106,436	...	196,947	2,066,153	69.41	29,768	...
21 North Minahasa Bitung Mission .....	1,258,555	88.13	56,833	3.98	...	66,832	...	123,665	1,505,885	105.45	14,281	...
22 Northern Island Mission .....	406,575	116.66	24,157	6.93	...	28,407	...	52,564	511,703	146.83	3,485	...
23 Papua Mission .....	1,510,067	72.46	150,780	7.24	...	177,309	...	328,089	2,166,245	103.95	20,839	...
24 South Sulawesi Conference .....	723,246	248.45	37,107	12.75	...	43,636	...	80,743	884,732	303.93	2,911	...
25 West Papua Mission .....	488,949	51.72	53,896	5.70	...	63,378	...	117,274	723,497	76.54	9,453	...
Totals .....	9,633,886	76.20	618,712	4.89	...	727,569	...	1,346,281	12,326,448	97.50	126,426	...
26 MYANMAR UNION MISSION .....	21,325	...	593	...	...	...	...	593	22,511	...	...	...
27 Ayeyarwady Mission .....	226,816	29.49	10,412	1.35	...	12,680	...	23,092	273,000	35.50	7,690	...
28 Central Myanmar Mission .....	137,744	26.54	4,526	0.87	...	4,831	...	9,357	156,458	30.14	5,191	...
29 South East Mission .....	313,437	57.36	13,048	2.39	...	14,436	...	27,484	368,405	67.42	5,464	...
30 Upper Myanmar Mission .....	711,452	69.64	21,315	2.09	...	25,973	...	47,288	806,028	78.90	10,216	...
31 Yangon Mission .....	285,462	48.29	9,501	1.61	...	11,926	...	21,427	328,316	55.53	5,912	...
Totals .....	1,696,236	49.20	59,395	1.72	...	69,846	...	129,241	1,954,718	56.70	34,473	...
32 NORTH PHILIPPINE UNION CONF. ....	37,165	...	...	...	...	...	317	...	37,482	...	...	...
33 Cavite Mission .....	6,619,424	281.15	67,745	2.88	...	79,664	5,328	147,409	6,919,570	293.90	23,544	...
34 Central Luzon Conference .....	2,535,235	15.04	112,417	0.67	...	132,196	...	244,613	3,024,461	17.95	168,530	...
35 Mountain Provinces Mission .....	1,008,690	39.92	44,690	1.77	...	52,553	6,403	97,243	1,209,579	47.88	25,265	...
36 Northeast Luzon Mission .....	1,192,047	40.66	45,557	1.55	...	53,572	7,891	99,129	1,398,196	47.70	29,315	...
37 Northern Luzon Mission .....	1,440,503	42.78	50,579	1.50	...	59,478	11,626	110,057	1,672,243	49.67	33,670	...
38 Palawan Mission .....	1,445,351	44.58	47,657	1.47	...	56,042	...	103,699	1,652,749	50.97	32,425	...
39 South-Central Luzon Conference .....	3,497,313	50.89	119,423	1.74	...	140,434	...	259,857	4,017,027	58.46	68,718	...
40 Southern Luzon Mission .....	1,206,398	34.18	41,051	1.16	...	48,324	1,455	89,312	1,386,477	39.29	35,262	...
Totals .....	18,982,126	45.55	529,119	1.27	...	622,200	33,020	1,151,319	21,317,784	51.15	416,759	...
41 PAKISTAN UNION SECTION .....	...	...	...	...	...	...	...	...	...	...	...	...
42 Northern Section .....	111,717	12.90	5,443	0.63	...	6,400	...	11,843	135,403	15.63	8,662	...
43 Southern Section .....	101,079	17.69	1,749	0.31	...	2,057	...	3,806	108,691	19.03	5,713	...
Totals .....	212,796	14.80	7,192	0.50	...	8,457	...	15,649	244,094	16.98	14,375	...
44 SOUTH PHILIPPINE UNION CONF. ....	84,580	...	...	...	...	...	...	...	84,580	...	...	...
45 Central Mindanao Mission .....	3,546,705	69.82	148,729	2.93	...	174,897	22,351	323,626	4,216,308	83.00	50,800	...
46 Davao Mission .....	3,328,418	55.29	156,067	2.59	...	183,526	24,221	339,593	4,031,825	66.97	60,199	...
47 North Central Mindanao Conference .....	3,803,770	100.67	151,520	4.01	...	178,179	23,422	329,699	4,486,590	118.74	37,786	...
48 Northeastern Mindanao Mission .....	3,706,942	34.63	204,115	1.91	...	240,027	15,757	444,142	4,610,983	43.07	107,046	...
49 Northern Davao Mission .....	2,464,089	40.92	175,299	2.91	...	206,141	24,924	381,440	3,251,893	54.01	60,212	...
50 Southern Mindanao Mission .....	3,947,415	23.59	121,964	0.73	...	143,422	...	265,386	4,478,187	26.76	167,338	...
51 Western Mindanao Conference .....	3,501,828	39.37	126,623	1.42	...	148,902	22,434	275,525	4,075,312	45.81	88,953	...
52 Zamboanga Peninsula Mission .....	1,887,614	35.94	56,424	1.07	...	66,351	3,149	122,775	2,136,313	40.68	52,516	...
Totals .....	26,271,361	42.04	1,140,741	1.83	...	1,341,445	136,258	2,482,186	31,371,991	50.21	624,850	...
53 SOUTHEAST ASIA UNION MISSION .....	...	...	...	...	...	...	...	...	...	...	...	...
54 Cambodia Mission .....	369,731	103.02	9,905	2.76	...	11,648	...	21,553	412,837	115.03	3,589	...
55 Laos Region .....	93,838	54.75	4,065	2.37	...	4,780	...	8,845	111,528	65.07	1,714	...
56 Peninsular Malaysia Mission .....	1,622,974	265.89	41,999	6.88	...	49,389	...	91,388	1,805,750	295.83	6,104	...
57 Sabah Mission .....	2,931,786	87.26	96,574	2.87	...	113,565	...	210,139	3,352,064	99.77	33,598	...
58 Sarawak Mission .....	923,254	44.97	36,927	1.80	...	43,423	...	80,350	1,083,954	52.80	20,530	...

## GENERAL STATISTICS BY DIVISIONS FOR 2021

Conference or Mission	Tithe and Offerings										Per Capita Basis	17
	7	8	9	10	11	12a	12b	13	14a	14b		
1	7	8	9	10	11	12a	12b	13	14a	14b	Per Capita Basis	17
Conference or Mission	Tithe	Tithe Per Capita	World Mission Fund, Including Sabbath School	World Mission Fund Per Capita	Other General Conference Funds	Intradivision Funds	Ingathering Funds	Local Church Funds	Total Tithe and Offerings	Total Tithe and Offerings Per Capita	Membership Basis for Per Capita Calculations June 30, 2020	Sabbath School Mission Offerings
	US\$	US\$	US\$	US\$	US\$	US\$	US\$	US\$	US\$	US\$	US\$	US\$
<b>SOUTHERN ASIA-PACIFIC DIVISION (CONT'D)</b>												
59 Singapore Conference	3,053,948	963.69	62,858	19.84	...	73,918	...	136,776	3,327,500	1,050.02	3,169	...
60 Thailand Mission	3,293,921	219.64	68,859	4.59	...	80,974	...	149,833	3,593,587	239.62	14,997	...
61 Vietnam Mission	391,195	28.18	8,584	0.62	...	10,095	...	18,679	428,553	30.87	13,884	...
Totals	12,680,647	129.94	329,771	3.38	...	387,792	...	717,563	14,115,773	144.65	97,585	...
62 WEST INDONESIA UNION MISSION	288,578	...	168,459	...	...	198,098	...	366,557	1,021,692	...	...	...
63 Central Java Mission	574,976	152.88	24,048	6.39	...	28,280	...	52,328	679,632	180.71	3,761	...
64 Central Sumatra Mission	1,082,540	141.07	50,715	6.61	...	59,638	...	110,353	1,303,246	169.83	7,674	...
65 East Java Conference	1,240,117	155.40	58,258	7.30	...	68,507	...	126,765	1,493,647	187.17	7,980	...
66 East Kalimantan Mission	898,591	196.54	76,321	16.69	...	89,750	...	166,071	1,230,733	269.19	4,572	...
67 Jakarta Conference	7,785,125	259.56	217,707	7.26	...	256,011	...	473,718	8,732,561	291.15	29,933	...
68 North Sumatra Mission	1,194,380	99.88	55,860	4.67	...	65,688	...	121,548	1,437,476	120.21	11,958	...
69 Nusa Tenggara Mission	669,178	70.13	63,569	6.66	...	74,753	...	138,322	945,822	99.12	9,542	...
70 South Sumatra Mission	696,163	166.91	33,069	7.93	...	38,887	...	71,956	840,075	201.41	4,171	...
71 West Java Conference	1,514,099	146.11	78,644	7.59	...	92,480	...	171,124	1,856,347	179.13	10,363	...
72 West Kalimantan Region	193,802	27.95	15,276	2.20	...	17,964	...	33,240	260,282	37.53	6,935	...
Totals	16,137,549	166.45	841,926	8.68	...	990,056	...	1,831,982	19,801,513	204.25	96,949	...
73 ATTACHED FIELDS												
74 Sri Lanka Mission of SDA	235,825	71.12	3,702	1.12	...	4,353	...	8,055	251,935	75.98	3,316	...
75 Timor-Leste Mission	72,462	110.63	3,237	4.94	...	3,806	...	7,043	86,548	132.13	655	...
Totals	308,287	77.63	6,939	1.75	...	8,159	...	15,098	338,483	85.24	3,971	...
76 SOUTHERN ASIA-PACIFIC DIVISION												
77 Bangladesh Union Mission	533,163	15.83	14,638	0.43	...	17,214	...	31,852	596,867	17.72	33,681	...
78 Central Philippine Union Conference	12,775,975	68.22	429,998	2.30	...	505,652	21,591	935,650	14,668,866	78.33	187,281	...
79 East Indonesia Union Conference	9,633,886	76.20	618,712	4.89	...	727,569	...	1,346,281	12,326,448	97.50	126,426	...
80 Myanmar Union Mission	1,696,236	49.20	59,395	1.72	...	69,846	...	129,241	1,954,718	56.70	34,473	...
81 North Philippine Union Conference	18,982,126	45.55	529,119	1.27	...	622,200	33,020	1,151,319	21,317,784	51.15	416,759	...
82 Pakistan Union Section	212,796	14.80	7,192	0.50	...	8,457	...	15,649	244,094	16.98	14,375	...
83 South Philippine Union Conference	26,271,361	42.04	1,140,741	1.83	...	1,341,445	136,258	2,482,186	31,371,991	50.21	624,850	...
84 Southeast Asia Union Mission	12,680,647	129.94	329,771	3.38	...	387,792	...	717,563	14,115,773	144.65	97,585	...
85 West Indonesia Union Mission	16,137,549	166.45	841,926	8.68	...	990,056	...	1,831,982	19,801,513	204.25	96,949	...
86 Attached Fields	308,287	77.63	6,939	1.75	...	8,159	...	15,098	338,483	85.24	3,971	...
DIVISION TOTALS	99,232,026	60.64	3,978,431	2.43	...	4,678,390	190,869	8,656,821	116,736,537	71.34	1,636,350	...
<b>TRANS-EUROPEAN DIVISION</b>												
1 ADRIATIC UNION CONFERENCE												
2 Albanian Mission of SDA	8,000	17.24	36	0.08	...	300	...	...	8,336	17.97	464	35
3 Croatian Conference	1,572,873	616.33	45,895	17.98	...	208,538	15,350	264,098	2,106,754	825.53	2,552	28,461
4 Slovenian Conference	600,308	1,068.16	36,382	64.74	...	36,018	...	89,309	762,017	1,355.90	562	36,084
Totals	2,181,181	609.61	82,313	23.01	...	244,856	15,350	353,407	2,877,107	804.11	3,578	64,580
5 BALTIC UNION CONFERENCE												
6 Estonian Conference	1,076,403	821.05	82,624	63.02	15,850	1,655	...	203,979	1,380,511	1,053.02	1,311	54,416
7 Latvian Conference	1,466,060	390.43	52,238	13.91	5,426	802	...	235,136	1,759,662	468.62	3,755	42,159
8 Lithuanian Conference	372,248	511.33	4,968	6.82	844	93	...	37,697	415,850	571.22	728	2,650
Totals	2,914,711	503.06	139,830	24.13	22,120	2,550	...	476,812	3,556,023	613.74	5,794	99,225
9 BRITISH UNION CONFERENCE												
10 Irish Mission	1,340,515	1,297.69	27,751	26.86	1,384	...	...	123,269	1,492,919	1,445.23	1,033	17,588
11 North England Conference	9,576,985	826.10	202,765	17.49	14,440	...	27,934	1,219,908	11,042,032	952.47	11,593	191,378
12 Scottish Mission	670,917	943.62	21,650	30.45	76	...	...	86,026	778,669	1,095.17	711	17,984
13 South England Conference	23,433,260	907.11	459,542	17.79	58,694	...	60,935	2,982,344	26,994,775	1,044.97	25,833	412,957
14 Welsh Mission	656,470	956.95	21,575	31.45	1,781	...	4,943	85,048	769,817	1,122.18	686	19,379
Totals	35,678,147	895.18	733,283	18.40	76,375	...	93,812	4,496,595	41,078,212	1,030.67	39,856	659,286
15 DANISH UNION OF CHURCHES CONF	3,534,862	1,459.48	187,687	77.49	...	...	...	...	3,722,549	1,536.97	2,422	174,942
16 FINLAND UNION OF CHURCHES CONF	3,304,887	729.23	132,928	29.33	10,965	96,309	...	443,644	3,988,733	880.13	4,532	86,757
17 HUNGARIAN UNION CONFERENCE	76,480	...	12,707	...	...	...	...	...	89,187	...	...	420
18 Duna Conference	1,911,508	632.95	58,690	19.43	4,584	...	...	342,850	2,317,632	767.43	3,020	27,256
19 Tisza Conference	1,092,635	516.61	39,788	18.81	3,870	...	...	...	1,136,293	537.25	2,115	21,910
Totals	3,080,623	599.93	111,185	21.65	8,454	...	...	342,850	3,543,112	689.99	5,135	49,586
20 NETHERLANDS UN OF CHURCHES CONF	5,096,634	848.17	127,166	21.16	...	...	...	...	5,223,800	869.33	6,009	76,646

# STATISTICAL REPORT FOR 2021

Conference or Mission	Tithe and Offerings										Per Capita Basis	17
1	7	8	9	10	11	12a	12b	13	14a	14b	Membership Basis for Per Capita Calculations June 30, 2020	17
Conference or Mission	Tithe	Tithe Per Capita	World Mission Fund, Including Sabbath School	World Mission Fund Per Capita	Other General Conference Funds	Intradivision Funds	Ingathering Funds	Local Church Funds	Total Tithe and Offerings	Total Tithe and Offerings Per Capita	Membership Basis for Per Capita Calculations June 30, 2020	Sabbath School Mission Offerings
	US\$	US\$	US\$	US\$	US\$	US\$	US\$	US\$	US\$	US\$	US\$	US\$
<b>TRANS-EUROPEAN DIVISION (CONT'D)</b>												
21 NORWEGIAN UNION CONFERENCE	....	....	....	....	....	....	....	....	....	....	....	....
22 East Norway Conference	4,932,540	1,719.85	250,969	87.51	29,361	243,794	267,847	416,966	6,141,477	2,141.38	2,868	234,850
23 North Norway Conference	654,150	1,345.99	26,440	54.40	4,014	22,877	58,336	68,191	834,008	1,716.07	486	24,645
24 West Norway Conference	1,622,012	1,410.45	84,951	73.87	5,390	62,490	166,325	180,581	2,121,749	1,845.00	1,150	81,057
Totals	7,208,702	1,600.51	362,360	80.45	38,765	329,161	492,508	665,738	9,097,234	2,019.81	4,504	340,552
25 POLISH UNION CONFERENCE	36,884	....	....	....	....	....	....	....	36,884	....	....	....
26 East Polish Conference	1,393,014	705.32	42,634	21.59	....	42,594	....	257,496	1,735,738	878.85	1,975	40,016
27 South Polish Conference	1,417,790	666.57	61,044	28.70	....	88,933	....	81,783	1,649,550	775.53	2,127	56,200
28 West Polish Conference	1,122,635	642.98	38,537	22.07	....	59,134	....	101,751	1,322,057	757.19	1,746	37,111
Totals	3,970,323	678.92	142,215	24.32	....	190,661	....	441,030	4,744,229	811.26	5,848	133,327
29 SOUTH-EAST EUROPEAN UNION CONF	129,018	....	70	....	....	....	....	....	129,088	....	....	....
30 Bosnia and Herzegovina Conference	210,525	360.49	414	0.71	....	....	....	....	210,939	361.20	584	....
31 Macedonian Mission	200,043	368.40	....	....	....	....	....	....	200,043	368.40	543	....
32 North Conference	989,936	311.10	3,361	1.06	....	....	....	....	993,297	312.16	3,182	....
33 South Conference	1,101,520	430.11	2,602	1.02	....	....	....	....	1,104,122	431.13	2,561	....
Totals	2,631,042	382.98	6,447	0.94	....	....	....	....	2,637,489	383.91	6,870	....
34 SWEDISH UNION OF CHURCHES CONF	2,610,032	899.39	94,792	32.66	14,728	....	....	....	2,719,552	937.13	2,902	93,529
35 ATTACHED FIELDS	....	....	....	....	....	....	....	....	....	....	....	....
36 Cyprus Region	57,277	520.70	5,608	50.98	796	267	....	13,980	77,928	708.44	110	3,409
37 Greek Mission	226,634	481.18	7,222	15.33	310	249	....	22,217	256,632	544.87	471	6,012
38 Iceland Conference	....	....	....	....	....	....	....	....	....	....	469	....
Totals	283,911	270.39	12,830	12.22	1,106	516	....	36,197	334,560	318.63	1,050	9,421
39 TRANS-EUROPEAN DIVISION	....	....	....	....	....	....	....	....	....	....	....	....
40 Adriatic Union Conference	2,181,181	609.61	82,313	23.01	....	244,856	15,350	353,407	2,877,107	804.11	3,578	64,580
41 Baltic Union Conference	2,914,711	503.06	139,830	24.13	22,120	2,550	....	476,812	3,556,023	613.74	5,794	99,225
42 British Union Conference	35,678,147	895.18	733,283	18.40	76,375	....	93,812	4,496,595	41,078,212	1,030.67	39,856	659,286
43 Danish Union of Churches Conference	3,534,862	1,459.48	187,687	77.49	....	....	....	....	3,722,549	1,536.97	2,422	174,942
44 Finland Union of Churches Conference	3,304,887	729.23	132,928	29.33	10,965	96,309	....	443,644	3,988,733	880.13	4,532	86,757
45 Hungarian Union Conference	3,080,623	599.93	111,185	21.65	8,454	....	....	342,850	3,543,112	689.99	5,135	49,586
46 Netherlands Union of Churches Conference	5,096,634	848.17	127,166	21.16	....	....	....	....	5,223,800	869.33	6,009	76,646
47 Norwegian Union Conference	7,208,702	1,600.51	362,360	80.45	38,765	329,161	492,508	665,738	9,097,234	2,019.81	4,504	340,552
48 Polish Union Conference	3,970,323	678.92	142,215	24.32	....	190,661	....	441,030	4,744,229	811.26	5,848	133,327
49 South-East European Union Conference	2,631,042	382.98	6,447	0.94	....	....	....	....	2,637,489	383.91	6,870	....
50 Swedish Union of Churches Conference	2,610,032	899.39	94,792	32.66	14,728	....	....	....	2,719,552	937.13	2,902	93,529
51 Attached Fields	283,911	270.39	12,830	12.22	1,106	516	....	36,197	334,560	318.63	1,050	9,421
DIVISION TOTALS	72,495,055	819.15	2,133,036	24.10	172,513	864,053	601,670	7,256,273	83,522,600	943.76	88,500	1,787,851
<b>WEST-CENTRAL AFRICA DIVISION</b>												
1 CAMEROON UNION MISSION	....	....	....	....	....	....	....	....	....	....	....	....
2 Adamaoua-Mayo Rey Conference	74,928	12.62	5,357	0.90	....	....	....	13,838	94,123	15.85	5,938	....
3 Benoue-Faro Mission	104,479	15.31	5,775	0.85	....	....	....	12,831	123,085	18.03	6,826	....
4 Central-South Cameroon Conference	397,876	44.79	15,955	1.80	....	....	....	38,086	451,917	50.87	8,883	....
5 East Cameroon Conference	353,867	15.31	17,534	0.76	....	....	....	41,938	413,339	17.88	23,111	....
6 Mbam-Sanaga Conference	424,607	26.68	17,862	1.12	....	....	....	42,690	485,159	30.49	15,914	....
7 North Cameroon Conference	309,621	9.02	17,174	0.50	....	....	....	41,230	368,025	10.73	34,308	....
8 Nyong-Afamba Conference	328,070	26.86	15,456	1.27	....	....	....	37,068	380,594	31.16	12,214	....
9 West Cameroon Conference	447,393	61.26	24,655	3.38	....	....	....	59,012	531,060	72.72	7,303	....
Totals	2,440,841	21.32	119,768	1.05	....	....	....	286,693	2,847,302	24.87	114,497	....
10 CENTRAL AFRICAN UNION MISSION	....	....	....	....	....	....	....	....	....	....	....	....
11 Central African Republic Mission	49,729	7.85	1,312	0.21	....	....	....	12,976	64,017	10.10	6,337	....
12 Chad Mission	136,076	34.38	1,978	0.50	....	....	....	8,126	146,180	36.93	3,958	....
13 Congo Region	99,335	77.97	6,379	5.01	....	....	....	32,108	137,822	108.18	1,274	....
14 Equatorial Guinea Mission	236,109	133.24	14,347	8.10	....	....	....	59,728	310,184	175.05	1,772	....
15 Gabon Mission	273,234	106.82	12,740	4.98	....	....	....	89,066	375,040	146.61	2,558	....
Totals	794,483	49.97	36,756	2.31	....	....	....	202,004	1,033,243	64.99	15,899	....
16 EASTERN NIGERIA UNION CONF	....	....	....	....	....	....	....	....	....	....	....	....
17 Aba East Conference	346,190	10.93	23,658	0.75	....	....	....	230,272	600,120	18.94	31,683	....
18 Aba North Conference	177,145	7.26	7,626	0.31	....	....	....	111,665	296,436	12.16	24,384	....
19 Aba South Conference	275,212	14.36	11,969	0.62	....	....	....	181,552	468,733	24.46	19,162	....
20 Aba West Mission	90,052	14.11	3,485	0.55	....	....	....	42,546	136,083	21.32	6,382	....
21 Abia North-Central Conference	200,740	19.47	20,186	1.96	....	....	....	74,183	295,109	28.63	10,309	....
22 Akwa Ibom Conference	80,191	16.11	8,114	1.63	....	....	....	15,046	103,351	20.77	4,977	....
23 Anambra Mission	40,230	16.40	5,548	2.26	....	....	....	16,949	62,727	25.57	2,453	....
24 Bayelsa Mission	49,026	25.80	5,515	2.90	....	....	....	12,972	67,513	35.53	1,900	....
25 Cross River Conference	44,349	23.29	4,992	2.62	....	....	....	11,684	61,025	32.05	1,904	....



## GENERAL STATISTICS BY DIVISIONS FOR 2021

Conference or Mission	Tithe and Offerings										Per Capita Basis	17
	7	8	9	10	11	12a	12b	13	14a	14b		
1	7	8	9	10	11	12a	12b	13	14a	14b	Per Capita Basis	17
Conference or Mission	Tithe	Tithe Per Capita	World Mission Fund, Including Sabbath School	World Mission Fund Per Capita	Other General Conference Funds	Intradivision Funds	Ingathering Funds	Local Church Funds	Total Tithe and Offerings	Total Tithe and Offerings Per Capita	Membership Basis for Per Capita Calculations June 30, 2020	Sabbath School Mission Offerings
	US\$	US\$	US\$	US\$	US\$	US\$	US\$	US\$	US\$	US\$	US\$	US\$
<b>WEST-CENTRAL AFRICA DIVISION (CONT'D)</b>												
26 Ebonyi Conference	69,058	10.87	6,287	0.99	...	...	...	41,560	116,905	18.40	6,354	...
27 Enugu Conference	86,147	42.60	6,971	3.45	...	...	...	16,000	109,118	53.97	2,022	...
28 Imo Conference	134,542	22.18	8,738	1.44	...	...	...	9,107	152,387	25.13	6,065	...
29 Northern Cross River Mission	10,390	11.78	1,270	1.44	...	...	...	3,381	15,041	17.05	882	...
30 Port Harcourt Conference	649,763	26.15	80,101	3.22	...	...	...	225,950	955,814	38.47	24,848	...
31 Rivers East Conference	135,246	18.91	16,353	2.29	...	...	...	36,088	187,687	26.24	7,153	...
32 Rivers West Conference	171,555	9.68	26,841	1.51	...	...	...	64,582	262,978	14.84	17,724	...
Totals	2,559,836	15.22	237,654	1.41	...	...	...	1,093,537	3,891,027	23.13	168,202	...
<b>33 EASTERN SAHEL UNION MISSION</b>												
34 Benin Conference	221,628	37.96	24,527	4.20	...	...	...	63,952	310,107	53.12	5,838	...
35 Burkina Faso Mission	161,399	68.53	8,118	3.45	...	...	...	18,557	188,074	79.86	2,355	...
36 Cote d'Ivoire Conference	973,828	103.05	62,900	6.66	...	...	...	131,607	1,168,335	123.63	9,450	...
37 Niger Region	29,369	27.92	2,442	2.32	...	...	...	5,386	37,197	35.36	1,052	...
38 Togo Conference	351,913	39.03	39,007	4.33	...	...	...	89,149	480,069	53.25	9,016	...
Totals	1,738,137	62.72	136,994	4.94	...	...	...	308,651	2,183,782	78.81	27,711	...
<b>39 NORTHERN GHANA UNION CONF</b>												
40 Ashanti Central Ghana Conference	617,216	32.88	70,808	3.77	...	...	...	280,775	968,799	51.61	18,772	...
41 Ashanti South Ghana Conference	748,407	25.76	81,452	2.80	...	...	...	265,073	1,094,932	37.69	29,048	...
42 Central Ghana Conference	874,537	47.88	84,772	4.64	...	...	...	239,091	1,198,400	65.61	18,265	...
43 Green View Ghana Conference	247,377	31.63	17,501	2.24	...	...	...	43,893	308,771	39.47	7,822	...
44 Mid-Central Ghana Conference	728,536	34.35	89,331	4.21	...	...	...	190,741	1,008,608	47.56	21,207	...
45 Mid-North Ghana Conference	725,911	30.45	74,805	3.14	...	...	...	179,029	979,745	41.10	23,839	...
46 Mid-West Ghana Conference	678,620	35.98	52,200	2.77	...	...	...	162,082	892,902	47.34	18,862	...
47 Mountain View Ghana Conference	799,711	26.80	99,872	3.35	...	...	...	381,175	1,280,758	42.92	29,842	...
48 North Ghana Mission	226,237	25.94	17,878	2.05	...	...	...	108,557	352,672	40.43	8,722	...
49 South Central Ghana Conference	915,444	45.05	99,035	4.87	...	...	...	366,310	1,380,789	67.95	20,321	...
Totals	6,561,996	33.36	687,654	3.50	...	...	...	2,216,726	9,466,376	48.13	196,700	...
<b>50 NORTHERN NIGERIA UNION CONF</b>												
51 North Central Nigeria Conference	386,267	37.63	30,334	2.96	...	...	...	59,526	476,127	46.38	10,265	...
52 North East Nigeria Conference	423,544	20.00	25,068	1.18	...	...	...	61,611	510,223	24.09	21,181	...
53 North West Nigeria Conference	394,813	22.42	13,274	0.75	...	...	...	32,555	440,642	25.02	17,611	...
Totals	1,204,624	24.56	68,676	1.40	...	...	...	153,692	1,426,992	29.09	49,057	...
<b>54 SOUTHERN GHANA UNION CONF</b>												
55 Accra City Conference	2,572,287	86.82	249,962	8.44	...	...	...	728,143	3,550,392	119.83	29,628	...
56 Diamond Field Ghana Conference	276,901	22.03	24,811	1.97	...	...	...	72,319	374,031	29.76	12,567	...
57 East Ghana Conference	444,649	37.36	42,313	3.56	...	...	...	123,524	610,486	51.30	11,901	...
58 Eastern View Ghana Conference	272,554	20.27	29,292	2.18	...	...	...	85,410	387,256	28.81	13,443	...
59 Meridian Ghana Conference	1,368,792	102.56	114,450	8.58	...	...	...	333,844	1,817,086	136.15	13,346	...
60 Mid-South Ghana Conference	424,706	22.75	49,135	2.63	...	...	...	143,274	617,115	33.05	18,670	...
61 Pioneer Ghana Conference	432,390	27.13	54,838	3.44	...	...	...	159,865	647,093	40.60	15,939	...
62 South West Ghana Conference	566,424	24.73	38,953	1.70	...	...	...	113,517	718,894	31.38	22,908	...
63 Volta North Ghana Mission	64,853	15.26	5,966	1.40	...	...	...	17,389	88,208	20.76	4,249	...
64 Volta South Ghana Mission	142,988	27.33	16,886	3.23	...	...	...	49,216	209,090	39.96	5,232	...
65 West-Central Ghana Conference	418,408	32.19	27,402	2.11	...	...	...	79,933	525,743	40.45	12,997	...
66 Western North Ghana Conference	309,815	18.77	22,469	1.36	...	...	...	65,391	397,675	24.10	16,502	...
Totals	7,294,767	41.12	676,477	3.81	...	...	...	1,971,825	9,943,069	56.05	177,382	...
<b>67 WEST AFRICAN UNION MISSION</b>												
68 Central Liberia Mission	41,816	6.61	923	0.15	...	...	...	4,854	47,593	7.52	6,330	...
69 Guinea Region	27,723	10.70	1,223	0.47	...	...	...	6,422	35,368	13.66	2,590	...
70 Sierra Leone Mission	199,220	16.30	5,084	0.42	...	...	...	26,663	230,967	18.90	12,220	...
71 South-East Liberia Mission	21,660	5.82	312	0.08	...	...	...	1,638	23,610	6.34	3,724	...
72 South-West Liberia Conference	291,237	16.64	4,547	0.26	...	...	...	23,899	319,683	18.27	17,499	...
Totals	581,656	13.73	12,089	0.29	...	...	...	63,476	657,221	15.51	42,363	...
<b>73 WESTERN NIGERIA UNION CONF</b>												
74 Delta Conference	156,178	21.97	13,353	1.88	...	...	...	55,428	224,959	31.64	7,110	...
75 Edo Conference	92,515	23.04	8,376	2.09	...	...	...	34,618	135,509	33.75	4,015	...
76 Ekiti Conference	117,434	12.22	5,377	0.56	...	...	...	22,353	145,164	15.10	9,613	...
77 Kogi Region	...	...	...	...	...	...	...	...	...	...	739	...
78 Kwara Conference	53,562	19.26	3,801	1.37	...	...	...	15,947	73,310	26.36	2,781	...
79 Lagos Atlantic Conference	393,381	60.84	27,122	4.19	...	...	...	114,374	534,877	82.72	6,466	...
80 Lagos Mainland Conference	...	...	...	...	...	...	...	...	...	...	7,665	...
81 Ogun Conference	378,613	38.49	10,569	1.07	...	...	...	43,095	432,277	43.94	9,837	...
82 Ondo Mission	43,414	18.20	2,475	1.04	...	...	...	10,446	56,335	23.62	2,385	...
83 Osun Conference	238,522	40.63	8,192	1.40	...	...	...	34,569	281,283	47.92	5,870	...
84 Oyo Conference	...	...	...	...	...	...	...	...	...	...	3,928	...

# STATISTICAL REPORT FOR 2021

Conference or Mission	Tithe and Offerings										Per Capita Basis	17
1	7	8	9	10	11	12a	12b	13	14a	14b	Membership Basis for Per Capita Calculations June 30, 2020	17
Conference or Mission	Tithe	Tithe Per Capita	World Mission Fund, Including Sabbath School	World Mission Fund Per Capita	Other General Conference Funds	Intradivision Funds	Ingathering Funds	Local Church Funds	Total Tithe and Offerings	Total Tithe and Offerings Per Capita	Membership Basis for Per Capita Calculations June 30, 2020	Sabbath School Mission Offerings
	US\$	US\$	US\$	US\$	US\$	US\$	US\$	US\$	US\$	US\$	US\$	US\$
<b>WEST-CENTRAL AFRICA DIVISION (CONT'D)</b>												
Totals .....	1,473,619	24.39	79,265	1.31	...	...	...	330,830	1,883,714	31.18	60,409	...
85 WESTERN SAHEL UNION MISSION .....	...	...	...	...	...	...	...	...	...	...	...	...
86 Cabo Verde Conference .....	628,296	66.66	24,549	2.60	...	...	...	59,267	712,112	75.55	9,426	...
87 Gambia Region .....	9,362	29.53	972	3.07	...	...	...	2,333	12,667	39.96	317	...
88 Guinea-Bissau Mission .....	97,684	25.02	7,020	1.80	...	...	...	16,785	121,489	31.11	3,905	...
89 Mali Mission .....	45,296	22.36	2,444	1.21	...	...	...	5,850	53,590	26.45	2,026	...
90 Senegal/Mauritania Mission .....	87,916	114.03	5,999	7.78	...	...	...	14,354	108,269	140.43	771	...
Totals .....	868,554	52.82	40,984	2.49	...	...	...	98,589	1,008,127	61.30	16,445	...
91 WEST-CENTRAL AFRICA DIVISION .....	12,940	...	...	...	...	...	...	...	12,940	...	...	...
92 Cameroon Union Mission .....	2,440,841	21.32	119,768	1.05	...	...	...	286,693	2,847,302	24.87	114,497	...
93 Central African Union Mission .....	794,483	49.97	36,756	2.31	...	...	...	202,004	1,033,243	64.99	15,899	...
94 Eastern Nigeria Union Conference .....	2,559,836	15.22	237,654	1.41	...	...	...	1,093,537	3,891,027	23.13	168,202	...
95 Eastern Sahel Union Mission .....	1,738,137	62.72	136,994	4.94	...	...	...	308,651	2,183,782	78.81	27,711	...
96 Northern Ghana Union Conference .....	6,561,996	33.36	687,654	3.50	...	...	...	2,216,726	9,466,376	48.13	196,700	...
97 Northern Nigeria Union Conference .....	1,204,624	24.56	68,676	1.40	...	...	...	153,692	1,426,992	29.09	49,057	...
98 Southern Ghana Union Conference .....	7,294,767	41.12	676,477	3.81	...	...	...	1,971,825	9,943,069	56.05	177,382	...
99 West African Union Mission .....	581,656	13.73	12,089	0.29	...	...	...	63,476	657,221	15.51	42,363	...
100 Western Nigeria Union Conference .....	1,473,619	24.39	79,265	1.31	...	...	...	330,830	1,883,714	31.18	60,409	...
101 Western Sahel Union Mission .....	868,554	52.82	40,984	2.49	...	...	...	98,589	1,008,127	61.30	16,445	...
DIVISION TOTALS .....	25,531,453	29.39	2,096,317	2.41	...	...	...	6,726,023	34,353,793	39.55	868,665	...
<b>ATTACHED TO THE GENERAL CONFERENCE</b>												
1 CHINESE UNION MISSION .....	678	...	...	...	...	...	...	...	678	...	...	...
2 China .....	...	...	...	...	...	...	...	...	...	...	467,516	...
3 Hong Kong-Macao Conference .....	3,619,179	754.31	...	...	...	...	...	64,940	141,973	3,826,092	797.43	4,798
Totals .....	3,619,857	7.66	...	...	...	...	...	64,940	141,973	3,826,770	8.10	472,314
1 MIDDLE EAST & NORTH AFRICA UN MISS .....	...	...	...	...	...	...	...	...	...	...	...	...
2 East Mediterranean Region .....	348,304	589.35	7,530	12.74	7,764	2,015	...	103,171	468,784	793.20	591	7,530
3 Egypt-Sudan Field .....	350,394	252.26	2,991	2.15	7,550	4,213	...	12,475	377,623	271.87	1,389	2,991
4 Gulf Field .....	2,294,728	915.69	18,552	7.40	47,012	12,740	...	389,706	2,762,738	1,102.45	2,506	17,912
5 North Africa Region .....	120,197	524.88	...	...	721	703	...	6,810	128,431	560.83	229	...
6 West Asia Field .....	104,532	212.90	...	...	2,219	3,974	...	15,866	126,591	257.82	491	...
Totals .....	3,218,155	618.16	29,073	5.58	65,266	23,645	...	528,028	3,864,167	742.25	5,206	28,433
1 ISRAEL FIELD .....	930,599	1,141.84	18,309	22.47	...	...	...	...	948,908	1,164.30	815	17,164
<b>WORLD SUMMARY</b>												
1 General Conference .....	1,863,387	...	...	...	2,608,155	...	...	...	4,471,542	...	...	...
2 East-Central Africa Division .....	60,611,763	13.61	79,493	0.02	3,408,603	5,112,905	4,884	8,520,631	77,738,279	17.46	4,452,526	62,160
3 Euro-Asia Division .....	28,614,244	271.70	614,691	5.84	905	581,846	7,686	1,745,537	31,564,909	299.71	105,317	581,846
4 Inter-American Division .....	275,947,613	75.80	18,232,611	5.01	1,640,932	19,666,281	2,233,460	54,697,821	372,418,718	102.30	3,640,308	17,138,657
5 Inter-European Division .....	149,723,989	840.74	7,527,986	42.27	363,631	1,677,028	...	...	159,292,634	894.47	178,086	4,644,171
6 North American Division .....	1,206,667,570	955.35	18,822,818	14.90	7,490,063	10,501,890	1,103,870	528,022,121	1,772,608,332	1,403.42	1,263,064	17,984,439
7 Northern Asia-Pacific Division .....	84,213,579	295.17	1,255,031	4.40	16,615	2,394,731	160,677	26,325,206	114,365,839	400.85	285,306	34,430
8 South American Division .....	445,967,749	175.38	18,045,297	7.10	792,874	21,566,306	390,141	108,533,302	595,295,669	234.11	2,542,834	18,012,841
9 South Pacific Division .....	121,513,044	207.39	5,912,468	10.09	1,792,876	3,590,324	320,072	40,052,158	173,180,942	295.58	585,912	5,028,754
10 Southern Africa-Indian Ocean Division .....	75,486,331	17.51	...	...	2,978,853	4,468,288	...	7,447,147	90,380,619	20.96	4,311,742	...
11 Southern Asia Division .....	9,590,069	8.42	299,551	0.26	37,659	...	128,746	126,744	10,182,769	8.94	1,138,508	253,488
12 Southern Asia-Pacific Division .....	99,232,026	60.64	3,978,431	2.43	...	4,678,390	190,869	8,656,821	116,736,537	71.34	1,636,350	...
13 Trans-European Division .....	72,495,055	819.15	2,133,036	24.10	172,513	864,053	601,670	7,256,273	83,522,600	943.76	88,500	1,787,851
14 West-Central Africa Division .....	25,531,453	29.39	2,096,317	2.41	...	...	...	6,726,023	34,353,793	39.55	868,665	...
Attached to the General Conference:												
15 Chinese Union Mission .....	3,619,857	7.66	...	...	...	...	...	64,940	141,973	3,826,770	8.10	472,314
16 Middle East and North Africa Union Mission .....	3,218,155	618.16	29,073	5.58	65,266	23,645	...	528,028	3,864,167	742.25	5,206	28,433
17 Israel Field .....	930,599	1,141.84	18,309	22.47	...	...	...	...	948,908	1,164.30	815	17,164
WORLD TOTALS 2021 .....	2,665,226,483	123.53	79,045,112	3.66	21,368,945	75,125,687	5,207,015	798,779,785	3,644,753,027	168.93	21,575,453	65,574,234
WORLD TOTALS 2020 .....	2,389,079,503	112.61	66,544,458	3.14	16,932,124	65,583,757	5,606,696	729,824,572	3,273,571,110	154.31	21,214,904	54,304,774

GENERAL STATISTICS BY DIVISIONS FOR 2021

Conference or Mission 1	Tithe and Offerings										Per Capita Basis	17
	7	8	9	10	11	12a	12b	13	14a	14b		
Conference or Mission	Tithe US\$	Tithe Per Capita US\$	World Mission Fund, Including Sabbath School US\$	World Mission Fund Per Capita US\$	Other General Conference Funds US\$	Intradivision Funds US\$	Ingathering Funds US\$	Local Church Funds US\$	Total Tithe and Offerings US\$	Total Tithe and Offerings Per Capita US\$	Membership Basis for Per Capita Calculations June 30, 2020 US\$	Sabbath School Mission Offerings US\$

**WORLD SUMMARY (CONT'D)**

Net Increase (Decrease) . . . . .	276,146,980	10.92	12,500,654	0.52	4,436,821	9,541,930	(399,681)	68,955,213	371,181,917	14.62	360,549	11,269,460
-----------------------------------	-------------	-------	------------	------	-----------	-----------	-----------	------------	-------------	-------	---------	------------

Note—In accordance with General Conference Bylaws, Article XX, Section 4, "The basis for computing . . . per capita funds shall be the membership on June 30 of the preceding year . . ." (2020). Per capita totals for divisions are calculated for those unions and attached fields which report funds.

Note—ECD, ESD, IAD, NSD, SAD, SID, SUD, SSD, WAD, CHUM, MENA, and part of EUD and SPD are on the Combined Offering Plan.

# **Chapter 5 - Employees**





Conference or Mission	Denominational Employees																								
	22a		22b		23a		23b		24		25a		25b		26a		26b		27		29		30	28	31
	Ministerial Credentia	Committed Minister Credentia	Committed Ministry of Teaching Credentia	Administrative Ministries Credentia	Missionary Credentia	Ministerial License	Committed Minister License	Committed Ministry of Teaching License	Administrative Ministries License	Missionary License	FT	PT	FT	PT	FT	PT	FT	PT	FT	PT	All Other Employees Including Part Time and Casual	Total Active Employees	Literature Evange- lists (Self- employed)	Honorary/ Emeritus Cred- entialed Employees	

**EAST-CENTRAL AFRICA DIVISION (CONT'D)**

80 Kenya Lake Conference	52	7	10	1	27	43	13	25	8	1	43	13	25	8	1	43	13	25	8	1	43	13	25	8	1
81 Lake Victoria Field	34	3	10	1	5	5	34	1	1	5	5	34	1	1	5	5	34	1	1	5	5	34	1	1	
82 North West Kenya Conference	50	3	10	5	8	7	34	7	6	38	63	34	7	6	38	63	34	7	6	38	63	34	7	6	
83 Ranan Conference	62	3	12	3	39	63	34	7	6	38	63	34	7	6	38	63	34	7	6	38	63	34	7	6	
Totals	292	17	151	32	445	223	51	140	90	241	6	24	140	90	241	6	24	140	90	241	6	24	140	90	
84 WESTERN ETHIOPIA UNION MISSION	7	10	3	114	114	2	2	14	7	85	2	2	14	7	85	2	2	14	7	85	2	2	14	7	
85 Gambella Field Station	9	8	3	3	3	3	3	3	3	3	3	3	3	3	3	3	3	3	3	3	3	3	3	3	
86 South West Ethiopia Field	27	19	10	3	3	5	3	14	3	9	5	3	14	3	9	5	3	14	3	9	5	3	14	3	
87 West Central Ethiopia Field	11	19	22	2	3	15	26	10	10	2	110	26	10	10	2	110	26	10	10	2	110	26	10	10	
88 West Ethiopia Conference	35	3	45	6	20	46	17	41	44	44	44	17	41	44	44	17	41	44	44	44	44	17	41	44	
Totals	89	40	80	11	137	68	43	55	17	143	5	2	55	17	143	5	2	55	17	143	5	2	55	17	
89 ATTACHED FIELDS	1	5	8	11	11	12	4	7	8	186	25	3	7	8	186	25	3	7	8	186	25	3	7	8	
90 Eritrea Mission Field	4	1	2	1	1	1	1	1	1	1	1	1	1	1	1	1	1	1	1	1	1	1	1	1	
91 SOUTH SUDAN ATTACHED TERRITORY	4	1	2	1	1	1	1	1	1	1	1	1	1	1	1	1	1	1	1	1	1	1	1	1	
92 Eastern Upper Nile Field	4	2	3	2	2	3	2	3	2	3	2	2	3	2	3	2	2	3	2	3	2	2	3	2	
93 Greater Bahr el Ghazal Field	6	2	3	2	2	3	2	3	2	3	2	2	3	2	3	2	2	3	2	3	2	2	3	2	
94 Greater Equatoria Field	13	1	6	8	8	2	7	4	4	93	3	1	7	4	93	3	1	7	4	93	3	1	7	4	
95 Greater Upper Nile Field	2	1	1	1	1	5	1	1	1	29	1	1	1	1	29	1	1	1	1	29	1	1	1	1	
Totals	29	5	8	11	11	12	4	7	8	186	25	3	7	8	186	25	3	7	8	186	25	3	7	8	
Attached Fields Totals	30	5	8	11	11	12	4	7	8	186	25	3	7	8	186	25	3	7	8	186	25	3	7	8	
96 EAST-CENTRAL AFRICA DIVISION	19	12	7	11	73	60	12	7	2	48	11	12	7	2	48	11	12	7	2	48	11	12	7	2	
97 Burundi Union Mission	48	55	12	13	39	15	12	12	38	16	31	12	12	38	16	31	12	12	38	16	31	12	12	38	
98 East Congo Union Mission	105	57	52	13	198	194	84	303	92	221	18	97	303	92	221	18	97	303	92	221	18	97	303	92	
99 East Kenya Union Conference	343	91	314	37	190	159	52	247	36	446	211	52	247	36	446	211	52	247	36	446	211	52	247	36	
100 Eastern Ethiopia Union Mission	165	18	26	19	27	32	3	61	34	29	5	24	61	34	29	5	24	61	34	29	5	24	61	34	
101 North East Congo Union Mission	212	30	201	39	358	209	1	61	94	21	91	1	61	94	21	91	1	61	94	21	91	1	61	94	
102 Northern Tanzania Union Conference	224	41	73	16	86	87	16	33	19	71	7	16	33	19	71	7	16	33	19	71	7	16	33	19	
103 Rwanda Union Mission	184	128	77	68	269	168	152	374	67	120	27	152	374	67	120	27	152	374	67	120	27	152	374	67	
104 Southern Tanzania Union Mission	128	6	226	30	202	200	152	374	67	120	27	152	374	67	120	27	152	374	67	120	27	152	374	67	
105 Uganda Union Mission	181	2	2	32	28	40	51	140	11	241	6	24	140	11	241	6	24	140	11	241	6	24	140	11	
106 West Congo Union Mission	115	17	151	32	445	223	43	55	17	143	5	2	55	17	143	5	2	55	17	143	5	2	55	17	
107 West Kenya Union Conference	292	40	80	11	137	68	43	55	17	143	5	2	55	17	143	5	2	55	17	143	5	2	55	17	
108 Western Ethiopia Union Mission	89	5	8	11	11	12	4	7	8	186	25	3	7	8	186	25	3	7	8	186	25	3	7	8	
109 Attached Fields	30	374	1,227	289	2,102	1,467	418	1,295	696	1,816	650	485	1,295	696	1,816	650	485	1,295	696	1,816	650	485	1,295	696	
DIVISION TOTALS	2,135	374	1,227	289	2,102	1,467	418	1,295	696	1,816	650	485	1,295	696	1,816	650	485	1,295	696	1,816	650	485	1,295	696	

**EURO-ASIA DIVISION**

1 BELARUS UNION OF CHURCHES CONF	30	5	8	11	11	12	4	7	8	186	25	3	7	8	186	25	3	7	8	186	25	3	7	8
2 CAUCASUS UNION MISSION	5	18	10	3	3	5	3	14	3	9	5	3	14	3	9	5	3	14	3	9	5	3	14	3
3 Kubano-Chernomorskaya Conference	18	9	3	2	2	6	2	3	7	15	10	2	3	7	15	10	2	3	7	15	10	2	3	7
4 North Caucasus Mission	9	3	2	2	2	6	2	3	7	15	10	2	3	7	15	10	2	3	7	15	10	2	3	7
5 Rostov-Kalinykia Conference	12	1	1	5	5	9	2	2	1	6	4	4	2	1	6	4	4	2	1	6	4	4	2	1
Totals	44	4	7	7	12	24	7	24	8	37	4	4	7	8	37	4	4	7	8	37	4	4	7	8
6 EAST RUSSIAN UNION MISSION	4	12	4	3	3	1	6	1	1	5	1	1	6	1	5	1	1	6	1	5	1	1	1	6
7 Central Siberian Mission	12	1	1	1	1	3	1	1	1	1	3	1	1	1	1	3	1	1	1	1	1	3	1	1
Totals	4	12	4	3	3	1	6	1	1	5	1	1	6	1	5	1	1	6	1	5	1	1	1	6





GENERAL STATISTICS BY DIVISION FOR 2021

Conference or Mission	Denominational Employees																											
	22a		22b		23a		23b		24		25a		25b		26a		26b		27		29		30		28		31	
	Ministerial Credentialed	Committed Minister Credentialed	Committed Ministry of Teaching Credentialed	Administrative Ministries Credentialed	Missionary Credentialed	Ministerial License	Committed Minister License	Committed Ministry of Teaching License	Administrative Ministries License	Missionary License	Committed Minister License	Committed Ministry of Teaching License	Administrative Ministries License	Missionary License	All Other Employees Including Part Time and Casual	Total Active Employees	Literature Evange- lists (Self- employed)	Honorary/ Emeritus Cred- entialed Employees										

EURO-ASIA DIVISION (CONT'D)

50 Attached Fields.....	11	...	2	...	...	3	...	6	1	16	...	...	...	14	18	2	73	28	4
DIVISION TOTALS.....	649	6	2	...	92	3	102	16	121	13	339	...	1	710	221	89	2,606	467	671

INTER-AMERICAN DIVISION

1 ATLANTIC CARIBBEAN UNION MISSION.....	4	...	1	...	...	...	...	4	...	...	...	...	...	...	1	...	10	...	29
2 Cayman Islands Conference.....	7	...	1	...	10	...	11	...	21	...	...	...	5	...	1	...	58	...	...
3 North Bahamas Conference.....	2	...	6	...	...	1	...	9	...	27	...	...	5	...	2	...	27	...	...
4 South Bahamas Conference.....	15	...	19	...	7	10	...	17	111	...	...	...	23	...	2	...	111	...	...
5 Turks and Caicos Islands Conference.....	4	...	7	...	3	...	1	...	4	1	...	...	4	1	...	...	22	...	...
Totals.....	32	...	32	...	24	...	30	...	52	6	1	228	...	6	1	228	...	29	
6 BELIZE UNION MISSION.....	2	...	...	...	3	...	...	...	...	...	9	...	4	...	...	...	9	...	...
7 Central Belize Mission.....	5	...	48	...	1	...	22	...	11	...	...	...	...	...	...	87	...	...	
8 North Belize Mission.....	5	...	89	...	3	2	...	19	...	118	...	...	...	...	...	118	...	...	
9 South West Belize Mission.....	2	...	84	...	1	...	50	...	7	...	...	...	...	...	...	144	...	...	
Totals.....	14	...	221	...	8	2	...	91	...	18	...	358	...	18	...	358	...	289	
10 CARIBBEAN UNION CONFERENCE.....	28	...	48	...	20	...	1	...	160	...	...	...	1	...	...	290	...	...	
11 East Caribbean Conference.....	20	...	57	...	1	...	4	...	25	17	...	...	1	...	2	...	160	...	...
12 Grenada Conference.....	12	...	5	...	6	...	...	...	6	...	5	...	7	...	1	...	37	10	...
13 Guyana Conference.....	29	...	2	...	41	23	...	...	41	23	...	...	22	...	9	...	127	52	...
14 North Caribbean Conference.....	24	...	57	8	19	5	...	20	19	4	...	...	16	7	...	179	19	...	
15 South Caribbean Conference.....	52	...	75	...	22	26	...	10	22	1	...	...	5	...	62	...	287	34	...
16 South Leeward Conference.....	11	...	33	...	6	13	...	9	...	...	...	...	22	28	...	127	...	...	
17 St Lucia Mission.....	21	...	12	...	33	2	...	6	...	...	...	...	14	4	...	112	3	...	
18 St Vincent and the Grenadines Mission.....	15	...	31	...	11	3	...	...	11	3	...	...	1	...	4	...	67	...	...
19 Suriname Mission.....	6	...	...	...	1	5	...	2	...	...	...	...	2	...	1	...	17	16	...
20 Tobago Mission.....	8	...	1	...	49	3	...	...	...	...	...	...	30	...	1	...	91	...	...
Totals.....	226	...	313	...	34	...	60	...	373	...	97	...	17	...	8	1,494	134	289	
21 CENTRAL MEXICAN UNION MISSION.....	4	...	...	...	14	...	...	...	...	...	...	...	1	...	...	...	69	...	36
22 Azteca Mexican Conference.....	14	...	...	...	21	9	...	...	...	...	...	...	18	...	50	...	62	70	...
23 Bajio Mexican Conference.....	15	...	...	...	8	6	...	...	...	...	...	...	23	...	...	...	52	47	...
24 Metropolitan Mexican Conference.....	17	...	...	...	21	9	...	...	...	...	...	...	3	...	2	6	83	24	...
25 Mexiquense Mexican Mission.....	6	...	...	...	3	5	...	...	...	...	...	...	1	...	4	...	19	19	...
26 Valley Mexican Conference.....	11	...	...	...	15	6	...	...	...	...	...	...	15	...	8	...	55	16	...
Totals.....	67	...	...	...	82	35	...	...	...	...	35	...	61	...	37	52	340	176	36
27 CHIAPAS MEXICAN UNION CONFERENCE.....	5	...	...	...	24	1	...	...	...	...	...	...	9	...	...	...	44	...	29
28 Central Chiapas Conference.....	18	...	...	...	19	17	...	...	...	...	...	...	8	1	...	...	63	10	...
29 Grijalva Conference.....	22	...	...	...	13	11	...	3	...	...	...	...	1	...	...	...	50	8	...
30 North Chiapas Conference.....	37	...	...	...	19	17	...	...	...	...	...	...	6	...	...	...	79	2	...
31 Palenque Mission.....	12	...	...	...	5	12	...	...	...	...	...	...	5	...	...	...	34	1	...
32 Soconusco Conference.....	20	...	...	...	17	12	...	...	...	...	...	...	2	...	...	...	51	48	...
33 South Chiapas Conference.....	18	...	...	...	9	19	...	...	...	...	...	...	4	...	...	...	50	20	...
34 Upper Chiapas Conference.....	21	...	...	...	12	17	...	...	...	...	...	...	4	...	...	...	54	17	...
35 West Chiapas Conference.....	26	...	...	...	17	18	...	...	...	...	...	...	2	...	...	...	63	3	...
Totals.....	179	...	...	...	135	124	...	3	...	...	124	...	41	1	3	...	488	109	29

Conference or Mission		Denominational Employees																				Total Active Employees	Literature Evangelists (Self-employed)	Honorary Emeritus Credentialed Employees			
		22a		22b		23a		23b		24		25a		25b		26a		26b		27					29		30
		FT	PT	FT	PT	FT	PT	FT	PT	FT	PT	FT	PT	FT	PT	FT	PT	FT	PT	FT	PT				FT	PT	
<b>INTER-AMERICAN DIVISION (CONT'D)</b>																											
1	Conference or Mission																										
36	CUBAN UNION CONFERENCE.....	10	...	...	...	...	...	...	...	52	3	...	...	...	...	...	...	...	...	...	27	...	...	...	92	42	
37	Central Conference.....	13	...	...	...	...	...	...	...	12	...	...	...	...	...	...	...	...	...	...	16	...	...	...	49	...	
38	Del Amanecer Conference.....	14	...	...	...	...	...	...	...	9	...	...	...	...	...	...	...	...	...	...	10	...	...	...	41	...	
39	East Conference.....	24	...	...	...	...	...	...	...	23	14	...	...	...	...	...	...	...	...	...	11	...	...	...	72	...	
40	Pinarena Mission.....	7	...	...	...	...	...	...	...	11	1	...	...	...	...	...	...	...	...	...	9	1	...	...	40	...	
41	Villa Perla Mission.....	12	...	...	...	...	...	...	...	4	2	...	...	...	...	...	...	...	...	...	5	...	...	...	23	...	
42	West Conference.....	23	...	...	...	...	...	...	...	32	...	...	...	...	...	...	...	...	...	...	10	...	...	...	95	...	
	Totals.....	103	...	...	...	...	...	...	...	143	4	68	...	...	...	...	...	...	...	...	88	1	5	...	412	42	
43	DOMINICAN UNION CONFERENCE.....	10	...	...	...	...	...	...	...	316	...	...	...	...	...	...	...	...	...	...	176	...	...	...	1,474	238	
44	Central Dominican Conference.....	47	...	...	...	...	...	...	...	15	...	...	...	...	...	...	...	...	...	...	3	...	...	...	112	2	
45	East Dominican Conference.....	25	...	...	...	...	...	...	...	8	12	...	...	...	...	...	...	...	...	...	...	...	...	51	...		
46	North Dominican Conference.....	27	...	...	...	...	...	...	...	10	2	...	...	...	...	...	...	...	...	...	...	...	...	76	24		
47	Northeast Dominican Conference.....	17	...	...	...	...	...	...	...	8	13	...	...	...	...	...	...	...	...	...	3	...	...	...	46	1	
48	South Dominican Conference.....	8	...	...	...	...	...	...	...	4	4	...	...	...	...	...	...	...	...	...	5	...	...	...	23	1	
49	Southeast Dominican Conference.....	33	...	...	...	...	...	...	...	8	27	...	...	...	...	...	...	...	...	...	8	...	...	...	98	1	
	Totals.....	167	...	...	...	...	...	...	...	369	...	82	...	...	...	...	...	...	...	...	195	...	663	404	...	1,880	29
50	DUTCH CARIBBEAN UNION MISSION.....	1	...	...	...	...	...	...	...	1	...	...	...	...	...	...	...	...	...	...	...	...	...	...	3	7	
51	Aruba Mission.....	1	...	...	...	...	...	...	...	1	...	...	...	...	...	...	...	...	...	...	...	...	...	...	6	...	
52	Bonaire Mission.....	1	...	...	...	...	...	...	...	1	...	...	...	...	...	...	...	...	...	...	...	...	...	...	2	...	
53	Curacao Conference.....	10	...	...	...	...	...	...	...	5	...	...	...	...	...	...	...	...	...	...	1	...	...	...	20	...	
	Totals.....	13	...	...	...	...	...	...	...	7	...	6	...	...	...	...	...	...	...	...	1	...	...	...	31	7	
54	EAST VENEZUELA UNION MISSION.....	5	...	...	...	...	...	...	...	9	...	...	...	...	...	...	...	...	...	...	...	...	...	...	20	9	
55	Central East Venezuela Conference.....	7	...	...	...	...	...	...	...	2	8	...	...	...	...	...	...	...	...	...	9	...	...	...	54	...	
56	Central Llanos Venezuela Mission.....	7	...	...	...	...	...	...	...	2	7	...	...	...	...	...	...	...	...	...	2	...	...	...	50	...	
57	Central Venezuela Conference.....	9	...	...	...	...	...	...	...	8	10	1	...	...	...	...	...	...	...	...	13	...	...	...	138	...	
58	East Venezuela Conference.....	11	...	...	...	...	...	...	...	4	13	...	...	...	...	...	...	...	...	...	2	...	...	...	127	...	
59	Northeast Venezuela Mission.....	2	...	...	...	...	...	...	...	3	10	...	...	...	...	...	...	...	...	...	1	...	...	...	61	...	
60	South Bolivar Venezuela Mission.....	7	...	...	...	...	...	...	...	1	10	...	...	...	...	...	...	...	...	...	5	...	...	...	46	...	
61	South Central Venezuela Conference.....	9	...	...	...	...	...	...	...	4	12	...	...	...	...	...	...	...	...	...	4	...	...	...	70	...	
62	Southeast Venezuela Conference.....	7	...	...	...	...	...	...	...	8	11	...	...	...	...	...	...	...	...	...	4	...	...	...	106	...	
	Totals.....	64	...	...	...	...	...	...	...	41	...	81	1	...	...	...	...	...	...	...	40	...	349	83	13	672	9
63	EL SALVADOR UNION MISSION.....	2	...	...	...	...	...	...	...	6	...	...	...	...	...	...	...	...	...	...	1	1	...	...	14	44	
64	Central El Salvador Conference.....	5	...	...	...	...	...	...	...	11	10	...	...	...	...	...	...	...	...	...	8	...	...	...	113	...	
65	East El Salvador Conference.....	10	...	...	...	...	...	...	...	5	16	...	...	...	...	...	...	...	...	...	7	...	...	...	116	...	
66	Metropolitan El Salvador Conference.....	11	...	...	...	...	...	...	...	2	6	...	...	...	...	...	...	...	...	...	10	...	...	...	87	...	
67	Paracentral El Salvador Conference.....	7	...	...	...	...	...	...	...	2	10	...	...	...	...	...	...	...	...	...	8	...	...	...	68	...	
68	West El Salvador Conference.....	7	...	...	...	...	...	...	...	1	12	...	...	...	...	...	...	...	...	...	7	...	...	...	74	...	
	Totals.....	42	...	...	...	...	...	...	...	27	...	54	...	...	...	...	...	...	...	...	41	1	160	...	472	44	
69	FRENCH ANTILLES-GUIANA UNION CONF.....	2	...	...	...	...	...	...	...	14	...	...	...	...	...	...	...	...	...	...	...	...	...	...	18	...	
70	French Guiana Mission.....	5	...	...	...	...	...	...	...	5	4	...	...	...	...	...	...	...	...	...	2	...	...	...	38	...	
71	Guadeloupe Conference.....	10	...	...	...	...	...	...	...	46	21	...	...	...	...	...	...	...	...	...	...	...	...	...	81	...	
72	Martinique Conference.....	28	...	...	...	...	...	...	...	154	1	...	...	...	...	...	...	...	...	...	4	...	...	...	187	...	
	Totals.....	45	...	...	...	...	...	...	...	219	...	26	...	...	...	...	...	...	...	...	6	...	25	...	324	...	

GENERAL STATISTICS BY DIVISION FOR 2021

Conference or Mission	Denominational Employees																Total Active Employees	Literature Evangelists (Self-employed)	Honorary/Emeritus Credentialed Employees							
	22a		22b		23a		23b		24		25a		25b		26a					26b		27		29		30
	FT	PT	FT	PT	FT	PT	FT	PT	FT	PT	FT	PT	FT	PT	FT	PT				FT	PT	FT	PT	FT	PT	
<b>INTER-AMERICAN DIVISION (CONT'D)</b>																										
73 GUATEMALA UNION MISSION.....	5	...	...	...	...	...	...	...	4	...	...	...	...	...	...	...	...	...	3	...	5	...	17	...	53	
74 Atitlano Guatemala Mission.....	5	...	...	1	...	...	...	...	3	...	4	...	...	...	...	...	...	...	11	...	52	7	...	83	...	
75 Central Guatemala Conference.....	5	...	...	...	...	...	...	...	2	...	5	...	...	...	...	...	...	...	2	...	29	2	...	45	...	
76 East Guatemala Mission.....	2	...	...	1	...	...	...	...	...	...	12	...	...	...	...	...	...	...	3	...	63	...	...	81	...	
77 Lago Guatemala Mission.....	3	...	...	...	...	...	...	...	2	...	5	...	...	...	...	...	...	...	...	...	29	...	...	39	...	
78 Metropolitan Guatemala Conference.....	9	...	...	1	...	...	...	...	1	...	4	...	...	...	...	...	...	...	2	...	60	1	...	78	...	
79 North Guatemala Mission.....	7	...	...	1	...	...	...	...	1	...	8	...	...	...	...	...	...	...	3	...	61	...	...	80	...	
80 South Guatemala Mission.....	8	...	...	1	...	...	...	...	4	...	8	...	...	...	...	...	...	...	1	...	51	8	...	81	...	
81 West Guatemala Conference.....	14	...	...	...	...	...	...	...	3	...	8	...	...	...	...	...	...	...	1	...	54	...	...	80	7	
Totals.....	58	...	...	5	...	...	...	...	19	...	54	...	...	...	...	...	...	...	26	...	404	18	...	584	7	
<b>HAITIAN UNION MISSION</b>																										
82 Central Haiti Conference.....	16	...	...	...	...	...	...	...	97	...	17	...	...	...	...	...	...	...	52	...	369	164	...	724	...	
83 North Haiti Mission.....	19	...	...	1	...	...	...	...	20	...	...	...	...	...	...	...	...	...	4	...	10	...	...	153	...	
84 Northwest Haiti Mission.....	33	...	...	27	...	...	...	...	54	...	44	...	...	...	...	...	...	...	9	...	429	...	...	631	...	
85 Plain du cul de Sac Mission.....	34	...	...	1	...	...	...	...	5	...	12	...	...	...	...	...	...	...	6	...	83	...	...	147	...	
86 South Haiti Mission.....	17	...	...	...	...	...	...	...	10	...	20	...	...	...	...	...	...	...	8	...	290	...	...	340	2	
87 Totals.....	141	...	...	28	...	...	...	...	191	...	106	...	...	...	...	...	...	...	87	...	755	1,113	...	2,584	30	
<b>HONDURAS UNION MISSION</b>																										
88 Atlantic Honduras Conference.....	4	...	...	...	...	...	...	...	11	...	1	...	...	...	...	...	...	...	1	...	2	...	...	20	...	
89 Bay Islands Conference.....	5	...	...	2	...	...	...	...	6	...	10	...	...	...	...	...	...	...	3	...	37	...	...	63	1	
90 Central Honduras Conference.....	6	...	...	26	...	...	...	...	5	...	3	...	...	...	...	...	...	...	6	...	55	1	...	102	1	
91 Comayagua Mission.....	12	...	...	5	...	...	...	...	9	...	7	...	...	...	...	...	...	...	3	...	78	...	...	114	3	
92 Northwest Honduras Conference.....	9	...	...	6	...	...	...	...	5	...	7	...	...	...	...	...	...	...	3	...	46	...	...	76	2	
93 Totals.....	46	...	...	50	...	...	...	...	41	...	45	...	...	...	...	...	...	...	11	...	284	1	...	485	10	
<b>INTER-OCEANIC MEXICAN UNION CONF.</b>																										
94 Alpine Mission.....	8	...	...	...	...	...	...	...	15	...	...	...	...	...	...	...	...	...	5	...	39	...	...	33	...	
95 Central Veracruz Mission.....	15	...	...	1	...	...	...	...	4	...	7	...	...	...	...	...	...	...	3	...	24	...	...	73	12	
96 Chontalpa Mission.....	16	...	...	1	...	...	...	...	4	...	5	...	...	...	...	...	...	...	...	...	100	...	...	143	37	
97 Isthmus Conference.....	15	...	...	3	...	...	...	...	8	...	18	...	...	...	...	...	...	...	4	...	50	...	...	91	9	
98 Los Tuxtlas Mission.....	12	...	...	...	...	...	...	...	5	...	8	...	...	...	...	...	...	...	4	...	93	18	...	150	34	
99 North Veracruz Conference.....	17	...	...	1	...	...	...	...	8	...	5	...	...	...	...	...	...	...	4	...	69	...	...	117	8	
100 Oaxaca Conference.....	16	...	...	6	...	...	...	...	6	...	15	...	...	...	...	...	...	...	3	...	26	...	...	59	13	
101 Olmeque Conference.....	9	...	...	1	...	...	...	...	2	...	13	...	...	...	...	...	...	...	2	...	52	...	...	103	2	
102 South Pacific Conference.....	21	...	...	5	...	...	...	...	8	...	11	...	...	...	...	...	...	...	3	...	109	...	...	157	30	
103 Southeast Veracruz Mexican Conference.....	18	...	...	7	...	...	...	...	5	...	10	...	...	...	...	...	...	...	5	...	62	1	...	101	36	
104 Totals.....	19	...	...	1	...	...	...	...	3	...	6	...	...	...	...	...	...	...	4	...	113	...	...	166	15	
105 Totals.....	186	...	...	41	...	...	...	...	82	...	110	...	...	...	...	...	...	...	40	...	737	19	...	1,245	207	
<b>JAMAICA UNION CONFERENCE</b>																										
106 Central Jamaica Conference.....	17	...	...	...	...	...	...	...	314	...	1	...	...	...	...	...	...	...	167	...	366	61	...	929	...	
107 East Jamaica Conference.....	44	...	...	...	...	...	...	...	63	...	22	...	...	...	...	...	...	...	14	...	34	...	...	177	118	
108 North East Jamaica Conference.....	38	...	...	...	...	...	...	...	26	...	9	...	...	...	...	...	...	...	3	...	8	...	...	127	26	
109 North Jamaica Conference.....	13	...	...	...	...	...	...	...	21	...	10	...	...	...	...	...	...	...	29	...	13	...	...	86	20	
110 West Jamaica Conference.....	44	...	...	...	...	...	...	...	73	...	21	...	...	...	...	...	...	...	4	...	14	...	...	62	45	
111 Totals.....	165	...	...	3	...	...	...	...	564	...	74	...	...	...	...	...	...	...	247	...	436	61	...	1,550	234	
<b>NORTH COLOMBIAN UNION CONFERENCE</b>																										
112 Atlantic Colombian Conference.....	20	...	...	...	...	...	...	...	48	...	3	...	...	...	...	...	...	...	3	...	439	194	...	819	...	
113 Caribbean Colombian Conference.....	19	...	...	...	...	...	...	...	8	...	7	...	...	...	...	...	...	...	...	...	18	...	...	64	...	
114 Colombian Islands Mission.....	2	...	...	...	...	...	...	...	2	...	...	...	...	...	...	...	...	...	1	...	...	...	...	29	...	

Conference or Mission	Denominational Employees																								
	22a		22b		23a		23b		24		25a		25b		26a		26b		27		29		30	28	31
	FT	PT	FT	PT	FT	PT	FT	PT	FT	PT	FT	PT	FT	PT	FT	PT	FT	PT	FT	PT	FT	PT			

**INTER-AMERICAN DIVISION (CONT'D)**

116 East Central Colombian Conference	17	...	...	...	...	...	...	...	7	...	5	...	...	...	...	...	...	...	2	...	47	...	78	...	...
117 East Colombian Conference	31	...	...	...	...	...	...	...	21	...	7	...	...	...	...	...	...	...	7	...	143	...	209	...	...
118 Northeast Colombian Conference	25	...	...	...	...	...	...	...	1	...	4	...	...	...	...	...	...	...	9	...	107	...	146	...	...
119 Southwest Colombian Mission	11	...	...	...	...	...	...	...	4	...	5	...	...	...	...	...	...	...	1	...	67	...	91	...	...
120 West Central Colombian Conference	17	...	...	...	...	...	...	...	5	...	17	...	...	...	...	...	...	...	...	...	72	...	126	...	...
Totals	162	...	...	...	...	...	...	...	100	...	59	...	...	...	...	...	...	...	23	...	898	...	1,615	...	237
121 NORTH MEXICAN UNION CONFERENCE	16	...	...	...	...	...	...	...	289	...	10	...	...	...	...	...	...	...	420	...	5	...	778	...	221
122 Baja California Conference	24	...	...	...	...	...	...	...	7	...	10	...	...	...	...	...	...	...	5	...	1	...	37	...	...
123 Chihuahua Mexican Conference	13	...	...	...	...	...	...	...	6	...	10	...	...	...	...	...	...	...	2	...	1	...	1	...	32
124 Gulf Mexican Conference	11	...	...	...	...	...	...	...	4	...	11	...	...	...	...	...	...	...	6	...	3	...	35	...	28
125 North Tamaulipas Mexican Conference	13	...	...	...	...	...	...	...	4	...	8	...	...	...	...	...	...	...	3	...	2	...	32	...	11
126 Northeast Mexican Conference	24	...	...	...	...	...	...	...	13	...	7	...	...	...	...	...	...	...	5	...	...	...	49	...	17
127 Northwest Mexican Mission	7	...	...	...	...	...	...	...	5	...	8	...	...	...	...	...	...	...	3	...	1	...	24	...	12
128 Regiomontana Mission	20	...	...	...	...	...	...	...	6	...	6	...	...	...	...	...	...	...	3	...	1	...	36	...	19
129 Sinaloa Mexican Conference	12	...	...	...	...	...	...	...	3	...	12	...	...	...	...	...	...	...	4	...	4	...	36	...	55
130 Sonora Mexican Conference	13	...	...	...	...	...	...	...	5	...	11	...	...	...	...	...	...	...	7	...	...	...	36	...	25
131 South Baja California Mission	3	...	...	...	...	...	...	...	2	...	6	...	...	...	...	...	...	...	...	...	2	...	13	...	5
132 West Mexican Conference	12	...	...	...	...	...	...	...	6	...	11	...	...	...	...	...	...	...	1	...	4	...	36	...	8
Totals	168	...	...	...	...	...	...	...	350	...	110	...	...	...	...	...	...	...	459	...	19	...	7	...	254
133 PANAMA UNION MISSION	3	...	...	...	...	...	...	...	14	...	...	...	...	...	...	...	...	...	3	...	...	...	20	...	...
134 Atlantic Panama Conference	4	...	...	...	...	...	...	...	9	...	4	...	...	...	...	...	...	...	6	...	5	...	50	...	1
135 Bocas del Toro Mission	5	...	...	...	...	...	...	...	5	...	5	...	...	...	...	...	...	...	2	...	...	...	37	...	...
136 Central Panama Conference	8	...	...	...	...	...	...	...	3	...	8	...	...	...	...	...	...	...	7	...	5	...	40	...	1
137 Metropolitan Panama Conference	8	...	...	...	...	...	...	...	17	...	9	...	...	...	...	...	...	...	7	...	11	...	75	...	...
138 Southeast Panama Mission	4	...	...	...	...	...	...	...	2	...	4	...	...	...	...	...	...	...	4	...	7	...	25	...	...
139 West Panama Conference	12	...	...	...	...	...	...	...	13	...	19	...	...	...	...	...	...	...	22	...	...	...	172	...	...
Totals	44	...	...	...	...	...	...	...	63	...	49	...	...	...	...	...	...	...	49	...	33	...	419	...	2
140 PUERTO RICAN UNION CONFERENCE	10	...	...	...	...	...	...	...	49	...	...	...	...	...	...	...	...	...	22	...	598	...	716	...	61
141 East Puerto Rico Conference	42	...	...	...	...	...	...	...	23	...	10	...	...	...	...	...	...	...	7	...	60	...	222	...	...
142 North Puerto Rico Conference	14	...	...	...	...	...	...	...	5	...	3	...	...	...	...	...	...	...	2	...	1	...	64	...	...
143 South Puerto Rico Conference	11	...	...	...	...	...	...	...	5	...	2	...	...	...	...	...	...	...	3	...	1	...	39	...	...
144 West Puerto Rico Conference	29	...	...	...	...	...	...	...	50	...	8	...	...	...	...	...	...	...	13	...	27	...	235	...	...
Totals	106	...	...	...	...	...	...	...	132	...	13	...	...	...	...	...	...	...	44	...	43	...	1,276	...	61
145 SOUTH CENTRAL AMERICAN UNION MISSION	3	...	...	...	...	...	...	...	9	...	...	...	...	...	...	...	...	...	4	...	4	...	12	...	...
146 Caribbean Costa Rica Mission	7	...	...	...	...	...	...	...	4	...	5	...	...	...	...	...	...	...	4	...	...	...	28	...	...
147 Central Nicaragua Mission	6	...	...	...	...	...	...	...	13	...	9	...	...	...	...	...	...	...	2	...	1	...	132	...	...
148 North Costa Rica Conference	20	...	...	...	...	...	...	...	3	...	1	...	...	...	...	...	...	...	2	...	...	...	26	...	...
149 Northwestern Nicaragua Mission	6	...	...	...	...	...	...	...	1	...	8	...	...	...	...	...	...	...	10	...	147	...	172	...	...
150 South Atlantic Nicaragua Mission	3	...	...	...	...	...	...	...	2	...	4	...	...	...	...	...	...	...	25	...	...	...	51	...	...
151 South-Central Costa Rica Conference	13	...	...	...	...	...	...	...	9	...	5	...	...	...	...	...	...	...	4	...	...	...	53	...	...
Totals	58	...	...	...	...	...	...	...	41	...	32	...	...	...	...	...	...	...	47	...	152	...	474	...	...
152 SOUTH COLOMBIAN UNION CONFERENCE	5	...	...	...	...	...	...	...	2	...	...	...	...	...	...	...	...	...	2	...	1	...	18	...	...
153 Central Colombian Conference	13	...	...	...	...	...	...	...	3	...	5	...	...	...	...	...	...	...	3	...	...	...	45	...	...
154 East Los Llanos Conference	14	...	...	...	...	...	...	...	6	...	7	...	...	...	...	...	...	...	3	...	59	...	90	...	...
155 Northwestern Bogota and Boyaca Mission	8	...	...	...	...	...	...	...	5	...	2	...	...	...	...	...	...	...	1	...	19	...	35	...	...
156 Pacific Colombian Conference	14	...	...	...	...	...	...	...	5	...	6	...	...	...	...	...	...	...	6	...	22	...	54	...	...
157 South Andean Mission	11	...	...	...	...	...	...	...	5	...	3	...	...	...	...	...	...	...	1	...	25	...	45	...	...

Conference or Mission	Denominational Employees																				Total Active Employees	Literature Evangelists (Self-employed)	Honorary/Emeritus Credentialed Employees					
	22a		22b		23a		23b		24		25a		25b		26a		26b		27					29		30		
	FT	PT	FT	PT	FT	PT	FT	PT	FT	PT	FT	PT	FT	PT	FT	PT	FT	PT	FT	PT				FT	PT		C	
<b>INTER-AMERICAN DIVISION (CONT'D)</b>																												
158 South Bogota Conference.....	12	...	...	...	...	...	...	...	3	...	4	...	...	...	...	...	...	4	...	22	...	...	45	...	...	...		
159 South Colombian Conference.....	18	...	...	...	...	...	...	...	2	...	2	...	...	...	...	...	...	...	3	...	51	5	...	78	...	...	...	
160 South Pacific Mission.....	9	...	...	...	...	...	...	...	...	...	1	...	...	...	...	...	...	...	3	...	26	...	39	...	...	...	...	
161 Upper Magdalena Conference.....	18	...	...	...	...	...	...	...	4	...	4	...	...	...	...	...	...	4	...	46	...	...	76	...	...	...	...	
Totals.....	122	...	...	...	1	...	...	...	35	...	34	...	...	...	...	...	...	24	4	299	6	...	525	...	...	...	...	
<b>SOUTHEAST MEXICAN UNION MISSION</b>																												
162 Campeche Mission.....	7	...	...	...	...	...	...	...	179	...	...	...	...	...	...	...	...	47	...	...	...	...	233	...	...	...	...	3
163 Central Tabasco Conference.....	12	...	...	...	...	...	...	...	22	...	11	...	...	...	...	...	...	85	...	122	4	...	122	...	...	...	...	4
164 East Tabasco Mission.....	24	...	...	...	...	...	...	...	20	...	9	...	...	...	...	...	...	75	...	130	2	...	130	...	...	...	...	2
165 Mayab Conference.....	14	...	...	...	...	...	...	...	12	...	11	...	...	...	...	...	...	45	...	47	...	...	47	...	...	...	...	2
166 North Quintana Roo Conference.....	19	...	...	...	...	...	...	...	57	...	10	...	...	...	...	...	...	32	...	82	...	...	82	...	...	...	...	8
167 South Quintana Roo Mission.....	12	...	...	...	...	...	...	...	8	...	10	...	...	...	...	...	...	35	...	118	...	...	118	...	...	...	...	5
168 South Tabasco Conference.....	11	...	...	...	...	...	...	...	37	...	13	...	...	...	...	...	...	20	...	65	...	...	65	...	...	...	...	7
Totals.....	111	...	...	...	...	...	...	...	349	...	73	...	...	...	...	...	...	345	...	878	28	...	878	...	...	...	...	28
<b>WEST VENEZUELA UNION MISSION</b>																												
170 Central Andean Venezuela Mission.....	18	...	...	...	...	...	...	...	52	...	2	...	...	...	...	...	...	17	...	198	18	17	322	...	...	...	...	...
171 East Andean Venezuela Mission.....	6	...	...	...	...	...	...	...	3	...	6	...	...	...	...	...	...	3	...	18	1	...	37	...	...	...	...	2
172 North Central Venezuela Conference.....	7	...	...	...	...	...	...	...	3	...	7	...	...	...	...	...	...	4	...	20	...	10	51	...	...	...	...	...
173 Northwest Venezuela Mission.....	10	...	...	...	...	...	...	...	3	...	6	...	...	...	...	...	...	5	...	27	9	18	81	...	...	...	...	...
174 Portuguese Venezuela Mission.....	6	...	...	...	...	...	...	...	2	...	8	...	...	...	...	...	...	3	...	17	8	1	46	...	...	...	...	...
175 Southwest Venezuela Conference.....	7	...	...	...	...	...	...	...	1	...	8	...	...	...	...	...	...	3	...	69	22	...	110	...	...	...	...	...
176 West Central Venezuela Conference.....	13	...	...	...	...	...	...	...	5	...	15	...	...	...	...	...	...	4	...	60	33	26	156	...	...	...	...	...
177 West Los Llanos Venezuela Conference.....	16	...	...	...	...	...	...	...	9	...	6	...	...	...	...	...	...	...	...	93	22	...	146	...	...	...	...	...
178 Yaracuy Venezuela Mission.....	5	...	...	...	...	...	...	...	8	...	8	...	...	...	...	...	...	7	...	31	4	...	60	...	...	...	...	...
Totals.....	108	...	...	...	...	...	...	...	90	...	88	...	...	...	...	...	...	57	4	626	134	91	1,198	...	...	...	...	2
<b>INTER-AMERICAN DIVISION</b>																												
181 Atlantic Caribbean Union Mission.....	44	...	...	...	...	...	...	...	272	...	4	...	...	...	...	...	...	93	...	507	80	50	1,237	...	...	...	...	75
182 Belize Union Mission.....	32	...	...	...	...	...	...	...	8	...	13	...	...	...	...	...	...	33	...	52	6	1	228	...	...	...	...	29
183 Caribbean Union Conference.....	14	...	...	...	...	...	...	...	373	...	2	...	...	...	...	...	...	4	...	18	...	...	358	...	...	...	...	...
184 Central Mexican Union Mission.....	226	...	...	...	...	...	...	...	24	...	35	...	...	...	...	...	...	156	11	166	8	...	1,494	...	...	...	...	289
185 Chiapas Mexican Union Conference.....	67	...	...	...	...	...	...	...	82	...	97	...	...	...	...	...	...	61	...	37	52	6	340	...	...	...	...	36
186 Cuban Union Conference.....	179	...	...	...	...	...	...	...	135	...	124	...	...	...	...	...	...	41	1	3	...	...	488	...	...	...	...	29
187 Dominican Union Conference.....	103	...	...	...	...	...	...	...	143	...	68	...	...	...	...	...	...	88	1	5	...	...	412	...	...	...	...	42
188 Dutch Caribbean Union Mission.....	167	...	...	...	...	...	...	...	369	...	82	...	...	...	...	...	...	195	...	663	404	...	1,880	...	...	...	...	238
189 East Venezuela Union Mission.....	13	...	...	...	...	...	...	...	7	...	6	...	...	...	...	...	...	...	...	...	1	...	31	...	...	...	...	7
190 French Antilles-Guiana Union Conference.....	64	...	...	...	...	...	...	...	41	...	81	...	...	...	...	...	...	40	...	349	83	13	672	...	...	...	...	9
191 Guatemala Union Mission.....	42	...	...	...	...	...	...	...	27	...	54	...	...	...	...	...	...	41	1	160	...	...	472	...	...	...	...	27
192 Honduras Union Conference.....	45	...	...	...	...	...	...	...	3	...	26	...	...	...	...	...	...	6	...	25	...	...	324	...	...	...	...	...
193 Inter-Oceanic Mexican Union Conference.....	58	...	...	...	...	...	...	...	5	...	54	...	...	...	...	...	...	26	...	404	18	...	584	...	...	...	...	53
194 Jamaica Union Conference.....	141	...	...	...	...	...	...	...	191	...	106	...	...	...	...	...	...	87	...	755	1,113	3	2,584	...	...	...	...	...
195 North Colombian Union Conference.....	46	...	...	...	...	...	...	...	41	...	45	...	...	...	...	...	...	11	1	284	1	...	485	...	...	...	...	10
196 North Mexican Union Conference.....	186	...	...	...	...	...	...	...	82	...	110	...	...	...	...	...	...	40	...	737	19	...	1,245	...	...	...	...	72
197 Panama Union Conference.....	165	...	...	...	...	...	...	...	564	...	74	...	...	...	...	...	...	247	...	436	61	...	1,550	...	...	...	...	266
198 Puerto Rican Union Conference.....	162	...	...	...	...	...	...	...	100	...	59	...	...	...	...	...	...	23	...	898	246	...	1,615	...	...	...	...	237
199 South American Union Conference.....	168	...	...	...	...	...	...	...	350	...	110	...	...	...	...	...	...	459	5	19	7	...	1,158	...	...	...	...	221
200 South Central American Union Mission.....	44	...	...	...	...	...	...	...	63	...	49	...	...	...	...	...	...	49	...	33	...	...	419	...	...	...	...	2
201 South Central American Union Mission.....	106	...	...	...	...	...	...	...	132	...	13	...	...	...	...	...	...	44	21	688	43	...	1,276	...	...	...	...	61
202 South Central American Union Mission.....	58	...	...	...	...	...	...	...	41	...	32	...	...	...	...	...	...	47	...	152	...	...	474	...	...	...	...	...



GENERAL STATISTICS BY DIVISION FOR 2021

Conference or Mission		Denominational Employees																						Total Active Employees	Literature Evangelists (Self-employed)	Honorary Emeritus Credentialed Employees	
		22a		22b		23a		23b		24		25a		25b		26a		26b		27		29					30
		FT	PT	FT	PT	FT	PT	FT	PT	FT	PT	FT	PT	FT	PT	FT	PT	FT	PT	FT	PT	FT	PT				
1 Conference or Mission		16	2	2	2	2	2	2	2	3	11	3	1	3	1	2	2	2	1	1	8	1	1	4	56	22	29
INTER-EUROPEAN DIVISION (CONT'D)		26	5	2	2	2	2	2	2	4	15	5	3	5	3	3	2	2	1	1	10	1	1	4	89	22	29
Totals		27	2	8	4	8	8	23	118	37	4	2	2	5	3	5	3	6	6	36	17	40	14	354	424	15	
32 INTER-EUROPEAN DIVISION		30	3	3	3	3	3	3	3	3	3	3	3	3	3	3	3	3	3	3	3	3	3	3	3	3	3
33 Austrian Union of Churches Conference		50	1	1	1	1	1	1	1	1	1	1	1	1	1	1	1	1	1	1	1	1	1	1	1	1	1
34 Bulgarian Union of Churches Conference		81	1	1	1	1	1	1	1	1	1	1	1	1	1	1	1	1	1	1	1	1	1	1	1	1	1
35 Czechoslovakian Union Conference		75	1	1	1	1	1	1	1	1	1	1	1	1	1	1	1	1	1	1	1	1	1	1	1	1	1
36 Franco-Belgian Union Conference		39	1	1	1	1	1	1	1	1	1	1	1	1	1	1	1	1	1	1	1	1	1	1	1	1	1
37 Italian Union of Churches Conference		133	4	4	4	4	4	4	4	4	4	4	4	4	4	4	4	4	4	4	4	4	4	4	4	4	4
38 North German Union Conference		35	1	1	1	1	1	1	1	1	1	1	1	1	1	1	1	1	1	1	1	1	1	1	1	1	1
39 Portuguese Union of Churches Conference		333	3	3	3	3	3	3	3	3	3	3	3	3	3	3	3	3	3	3	3	3	3	3	3	3	3
40 Romanian Union Conference		93	8	8	8	8	8	8	8	8	8	8	8	8	8	8	8	8	8	8	8	8	8	8	8	8	8
41 South German Union Conference		51	2	2	2	2	2	2	2	2	2	2	2	2	2	2	2	2	2	2	2	2	2	2	2	2	2
42 Spanish Union of Churches Conference		26	5	5	5	5	5	5	5	5	5	5	5	5	5	5	5	5	5	5	5	5	5	5	5	5	5
43 Swiss Union Conference		973	25	69	7	90	17	43	4	430	94	166	19	62	10	21	42	23	1	188	47	312	376	115	3,134	187	683
DIVISION TOTALS		8	...	...	...	...	...	...	...	6	...	...	...	...	...	...	...	...	...	5	...	...	2	1	25	...	203
NORTH AMERICAN DIVISION		7	...	...	...	...	...	...	...	7	...	...	...	...	...	...	...	...	...	3	...	...	...	...	...	...	...
1 ATLANTIC UNION CONFERENCE		76	...	...	...	...	...	...	...	27	...	...	...	...	...	...	...	...	...	2	...	...	...	...	...	...	...
2 Atlantic Union Conference Institutions		12	...	...	...	...	...	...	...	4	...	...	...	...	...	...	...	...	...	5	...	...	...	...	...	...	...
3 Bermuda Conference		129	...	...	...	...	...	...	...	44	...	...	...	...	...	...	...	...	...	4	...	...	...	...	...	...	...
4 Greater New York Conference		12	...	...	...	...	...	...	...	4	...	...	...	...	...	...	...	...	...	2	...	...	...	...	...	...	...
5 New York Conference		12	...	...	...	...	...	...	...	4	...	...	...	...	...	...	...	...	...	4	...	...	...	...	...	...	...
6 Northeastern Conference		12	...	...	...	...	...	...	...	4	...	...	...	...	...	...	...	...	...	5	...	...	...	...	...	...	...
7 Northern New England Conference		61	1	1	1	1	1	1	1	1	1	1	1	1	1	1	1	1	1	1	1	1	1	1	1	1	1
8 Southern New England Conference		305	1	16	...	96	...	19	...	92	2	50	9	1	...	41	...	1	...	24	2	64	67	1	791	53	203
Totals		3	...	8	...	32	...	...	...	12	...	...	...	...	...	...	...	...	...	8	...	...	...	...	...	...	...
9 CANADA, SDA CHURCH IN		5	...	18	...	50	...	18	...	58	...	...	...	...	...	...	...	...	...	30	...	...	...	...	...	...	...
10 SDA Church in Canada Institutions		45	3	14	...	52	...	9	...	17	...	...	...	...	...	...	...	...	...	9	...	...	...	...	...	...	...
11 Alberta Conference		32	2	13	...	7	...	2	...	1	...	...	...	...	...	...	...	...	...	8	...	...	...	...	...	...	...
12 British Columbia Conference		13	...	5	...	4	...	1	...	1	...	...	...	...	...	...	...	...	...	2	...	...	...	...	...	...	...
13 Manitoba-Saskatchewan Conference		6	1	2	...	4	...	1	...	1	...	...	...	...	...	...	...	...	...	2	...	...	...	...	...	...	...
14 Maritime Conference of the SDA Church, Inc.		113	...	11	...	30	...	...	...	30	...	21	...	...	39	...	1	...	13	...	286	...	...	...	...	...	...
15 Ontario Conference		25	...	1	...	8	...	...	...	9	...	6	...	...	8	...	...	...	...	7	...	...	...	...	...	...	...
16 Quebec Conference		1	...	1	...	1	...	...	...	6	...	2	...	...	2	...	...	...	...	2	...	...	...	...	...	...	...
17 SDA Church in Newfoundland and Labrador		243	6	72	...	183	...	12	...	133	1	56	...	9	...	111	3	...	82	10	1,187	378	23	2,527	...	70	
Totals		4	...	4	...	36	...	2	...	20	...	...	...	...	...	...	...	...	...	5	...	...	...	...	...	...	...
18 COLUMBIA UNION CONFERENCE		14	4	4	...	29	...	10	...	28	...	16	2	...	12	...	...	...	...	24	...	...	...	...	...	...	...
19 Columbia Union Conference Institutions		88	7	...	...	16	...	5	...	6	...	5	14	...	3	...	...	...	3	...	7	...	...	...	...	...	...
20 Allegheny East Conference		26	5	...	...	16	...	5	...	18	...	7	...	...	25	...	...	...	...	3	...	...	...	...	...	...	...
21 Allegheny West Conference		64	3	4	...	36	...	5	...	18	...	21	...	...	25	...	...	...	...	11	...	...	...	...	...	...	...
22 Chesapeake Conference		6	...	...	...	1	...	1	...	5	...	10	...	...	4	...	...	...	...	3	...	...	...	...	...	...	...
23 Mountain View Conference		40	2	...	...	31	...	4	...	7	...	2	...	...	1	...	...	...	9	...	...	...	...	...	...	...	...
24 New Jersey Conference of SDA, Inc.		40	2	...	...	15	...	8	...	3	...	9	1	...	21	...	...	...	10	...	...	...	...	...	...	...	...
25 Ohio Conference		40	...	...	...	14	...	2	...	7	...	7	...	...	18	...	...	...	16	...	...	...	...	...	...	...	...
26 Pennsylvania Conference		78	...	...	...	82	...	15	...	15	...	23	...	...	14	...	...	...	14	...	...	...	...	...	...	...	...
27 Potomac Conference		400	23	8	2	265	11	74	1	133	27	99	20	11	7	108	3	38	1	137	57	4,869	913	608	7,815	...	121
Totals		400	23	8	2	265	11	74	1	133	27	99	20	11	7	108	3	38	1	137	57	4,869	913	608	7,815	...	121







Conference or Mission	Denominational Employees																	Total Active Employees	Literature Evange- lists (Self- employed)	Honorary/ Emeritus Cred- entialed Employees							
	22a		22b		23a		23b		24		25a		25b		26a		26b				27		29		30		
	FT	PT	FT	PT	FT	PT	FT	PT	FT	PT	FT	PT	FT	PT	FT	PT	FT				PT	FT	PT	FT	PT	FT	PT

**NORTHERN ASIA-PACIFIC DIVISION (CONT'D)**

DIVISION TOTALS	887	...	11	...	113	...	20	...	785	...	144	...	...	...	17	...	8	...	1,246	...	3,404	...	824	...	58	7,517	310	553
<b>SOUTH AMERICAN DIVISION</b>																												
1 ARGENTINA UNION CONFERENCE	38	...	...	...	...	...	...	...	117	...	5	...	...	...	...	...	...	...	11	...	2,339	...	...	...	...	2,510	...	117
2 Buenos Aires Conference	29	...	...	...	...	...	...	...	7	...	11	...	...	...	...	...	...	...	2	...	195	...	...	...	...	244	...	...
3 Central Argentine Conference	44	...	...	...	...	...	...	...	15	...	7	...	...	...	...	...	...	...	1	...	448	...	...	...	...	514	...	13
4 Central West Argentine Mission	12	...	...	...	...	...	...	...	4	...	5	...	...	...	...	...	...	...	1	...	77	...	...	...	...	99	...	32
5 North Argentine Conference	38	...	...	...	...	...	...	...	26	...	12	...	...	...	...	...	...	...	...	...	812	...	...	...	...	888	...	35
6 North Buenos Aires Mission	22	...	...	...	...	...	...	...	7	...	7	...	...	...	...	...	...	...	1	...	239	...	...	...	...	276	...	5
7 Northwest Argentine Mission	12	...	...	...	...	...	...	...	5	...	6	...	...	...	...	...	...	...	...	...	101	...	...	...	...	124	...	76
8 South Argentine Conference	22	...	...	...	...	...	...	...	16	...	11	...	...	...	...	...	...	...	3	...	396	...	...	...	...	448	...	48
Totals	217	...	...	...	...	...	...	...	197	...	64	...	...	...	...	...	...	...	18	...	4,607	...	...	...	...	5,103	209	117
9 BOLIVIA UNION MISSION	14	...	...	...	...	...	...	...	9	...	4	...	...	...	...	...	...	...	2	...	333	...	...	...	...	362	...	27
10 Central Bolivia Mission	33	...	...	...	...	...	...	...	7	...	10	...	...	...	...	...	...	...	2	...	155	...	...	...	...	207	...	12
11 East Bolivia Mission	39	...	...	...	...	...	...	...	6	...	8	...	...	...	...	...	...	...	3	...	333	...	...	...	...	389	...	18
12 West Bolivia Mission	40	...	...	...	...	...	...	...	1	...	34	...	...	...	...	...	...	...	7	...	524	...	...	...	...	606	...	18
Totals	126	...	...	...	...	...	...	...	23	...	56	...	...	...	...	...	...	...	14	...	1,345	...	...	...	...	1,564	48	27
13 CENTRAL BRAZIL UNION CONFERENCE	48	...	...	...	...	...	...	...	143	...	16	...	...	...	...	...	...	...	12	...	2,792	...	...	...	...	3,011	...	250
14 Central Sao Paulo Conference	59	...	...	...	...	...	...	...	26	...	15	...	...	...	...	...	...	...	4	...	609	...	...	...	...	713	...	36
15 East Sao Paulo Conference	61	...	...	...	...	...	...	...	28	...	15	...	...	...	...	...	...	...	2	...	594	...	...	...	...	700	...	11
16 Sao Paulo Conference	79	...	...	...	...	...	...	...	33	...	17	...	...	...	...	...	...	...	24	...	1,144	...	...	...	...	1,297	...	85
17 Sao Paulo Valley Conference	56	...	...	...	...	...	...	...	34	...	10	...	...	...	...	...	...	...	4	...	422	...	...	...	...	526	...	33
18 South Sao Paulo Conference	69	...	...	...	...	...	...	...	41	...	13	...	...	...	...	...	...	...	4	...	1,177	...	...	...	...	1,304	...	24
19 Southeast Sao Paulo Conference	35	...	...	...	...	...	...	...	13	...	6	...	...	...	...	...	...	...	9	...	662	...	...	...	...	725	...	28
20 Southwest Sao Paulo Conference	64	...	...	...	...	...	...	...	23	...	10	...	...	...	...	...	...	...	2	...	497	...	...	...	...	596	...	16
21 West Sao Paulo Conference	54	...	...	...	...	...	...	...	27	...	7	...	...	...	...	...	...	...	8	...	581	...	...	...	...	677	...	37
Totals	525	...	...	...	...	...	...	...	368	...	109	...	...	...	...	...	...	...	69	...	8,478	...	...	...	...	9,549	270	250
22 CHILE UNION MISSION	22	...	...	...	...	...	...	...	31	...	2	...	...	...	...	...	...	...	10	...	1,420	...	...	...	...	1,485	...	73
23 Central Chile Mission	16	...	...	...	...	...	...	...	4	...	3	...	...	...	...	...	...	...	1	...	172	...	...	...	...	196	...	...
24 Central South Chile Conference	36	...	...	...	...	...	...	...	28	...	16	...	...	...	...	...	...	...	8	...	863	...	...	...	...	951	...	22
25 Metropolitan Chile Conference	25	...	...	...	...	...	...	...	17	...	11	...	...	...	...	...	...	...	...	...	257	...	...	...	...	310	...	15
26 North Chile Conference	20	...	...	...	...	...	...	...	18	...	11	...	...	...	...	...	...	...	1	...	415	...	...	...	...	465	...	15
27 Pacific Chile Mission	22	...	...	...	...	...	...	...	12	...	6	...	...	...	...	...	...	...	1	...	193	...	...	...	...	234	...	11
28 South Austral Chile Conference	25	...	...	...	...	...	...	...	25	...	18	...	...	...	...	...	...	...	1	...	547	...	...	...	...	616	...	32
29 South Metropolitan Chile Mission	16	...	...	...	...	...	...	...	4	...	8	...	...	...	...	...	...	...	2	...	281	...	...	...	...	311	...	7
Totals	182	...	...	...	...	...	...	...	139	...	75	...	...	...	...	...	...	...	24	...	4,148	...	...	...	...	4,568	102	73
30 EAST BRAZIL UNION MISSION	27	...	...	...	...	...	...	...	33	...	4	...	...	...	...	...	...	...	3	...	593	...	...	...	...	660	...	44
31 Bahia Conference	63	...	...	...	...	...	...	...	13	...	10	...	...	...	...	...	...	...	7	...	939	...	...	...	...	1,032	...	12
32 Central Bahia Conference	40	...	...	...	...	...	...	...	5	...	12	...	...	...	...	...	...	...	4	...	259	...	...	...	...	320	...	14
33 North Bahia Conference	37	...	...	...	...	...	...	...	5	...	8	...	...	...	...	...	...	...	3	...	155	...	...	...	...	208	...	25
34 Sergipe Mission	38	...	...	...	...	...	...	...	3	...	5	...	...	...	...	...	...	...	3	...	178	...	...	...	...	227	...	3
35 South Bahia Conference	54	...	...	...	...	...	...	...	3	...	10	...	...	...	...	...	...	...	7	...	552	...	...	...	...	626	...	32
36 Southwest Bahia Mission	38	...	...	...	...	...	...	...	3	...	17	...	...	...	...	...	...	...	10	...	321	...	...	...	...	389	...	6
Totals	297	...	...	...	...	...	...	...	65	...	66	...	...	...	...	...	...	...	37	...	2,997	...	...	...	...	3,462	92	44

GENERAL STATISTICS BY DIVISION FOR 2021

Conference or Mission	Denominational Employees																									
	22a		22b		23a		23b		24		25a		25b		26a		26b		27		29		30	28	31	
	FT	PT	FT	PT	FT	PT	FT	PT	FT	PT	FT	PT	FT	PT	FT	PT	FT	PT	FT	PT	FT	PT				Total Active Employees
<b>SOUTH AMERICAN DIVISION (CONT'D)</b>																										
37 ECUADOR UNION MISSION	8	...	...	...	...	...	...	...	...	8	...	...	...	...	...	...	...	...	...	...	...	...	123	...	...	20
38 North Ecuador Mission	36	...	...	...	...	...	...	...	3	9	...	...	...	...	...	...	...	...	...	...	...	...	242	21	...	...
39 South Ecuador Mission	27	...	...	...	...	...	...	...	2	13	...	...	...	...	...	...	...	...	...	...	...	...	165	24	...	...
Totals	71	...	...	...	...	...	...	...	13	22	...	...	...	...	...	...	...	...	...	...	...	...	530	45	...	20
40 NORTH BRAZIL UNION MISSION	25	...	...	...	...	...	...	...	32	1	...	...	...	...	...	...	...	...	...	...	...	...	1,884	...	...	26
41 Maranhao Conference	39	...	...	...	...	...	...	...	7	8	...	...	...	...	...	...	...	...	...	...	...	...	301	13	...	...
42 North Para Conference	35	...	...	...	...	...	...	...	5	15	...	...	...	...	...	...	...	...	...	...	...	...	266	...	...	...
43 Northeast Maranhao Mission	33	...	...	...	...	...	...	...	3	12	...	...	...	...	...	...	...	...	...	...	...	...	314	4	...	...
44 Para-Amapa Mission	36	...	...	...	...	...	...	...	1	12	...	...	...	...	...	...	...	...	...	...	...	...	380	10	...	...
45 South Maranhao Conference	38	...	...	...	...	...	...	...	3	16	...	...	...	...	...	...	...	...	...	...	...	...	195	12	...	...
46 South Para Conference	39	...	...	...	...	...	...	...	3	27	...	...	...	...	...	...	...	...	...	...	...	...	434	8	...	...
47 West Para Mission	25	...	...	...	...	...	...	...	9	23	...	...	...	...	...	...	...	...	...	...	...	...	329	38	...	...
Totals	270	...	...	...	...	...	...	...	63	114	...	...	...	...	...	...	...	...	...	...	...	...	4,103	85	...	26
48 NORTH PERU UNION MISSION	51	...	...	...	...	...	...	...	96	12	...	...	...	...	...	...	...	...	...	...	...	...	2,211	...	...	45
49 East Central Peru Conference	42	...	...	...	...	...	...	...	3	14	...	...	...	...	...	...	...	...	...	...	...	...	181	16	...	...
50 North Pacific Conference	58	...	...	...	...	...	...	...	4	24	...	...	...	...	...	...	...	...	...	...	...	...	215	19	...	...
51 North Peru Mission	46	...	...	...	...	...	...	...	6	17	...	...	...	...	...	...	...	...	...	...	...	...	219	...	...	...
52 Northeast Peru Mission	28	...	...	...	...	...	...	...	4	20	...	...	...	...	...	...	...	...	...	...	...	...	139	28	...	...
53 West Central Peru Mission	37	...	...	...	...	...	...	...	5	10	...	...	...	...	...	...	...	...	...	...	...	...	166	20	...	...
Totals	262	...	...	...	...	...	...	...	118	97	...	...	...	...	...	...	...	...	...	...	...	...	3,131	83	...	45
54 NORTHEAST BRAZIL UNION MISSION	8	...	...	...	...	...	...	...	15	1	...	...	...	...	...	...	...	...	...	...	...	...	1,032	42	...	20
55 Alagoas Mission	24	...	...	...	...	...	...	...	3	8	...	...	...	...	...	...	...	...	...	...	...	...	83	27	...	...
56 Ceara Conference	40	...	...	...	...	...	...	...	2	8	...	...	...	...	...	...	...	...	...	...	...	...	93	8	...	...
57 Central Pernambuco Conference	48	...	...	...	...	...	...	...	8	12	...	...	...	...	...	...	...	...	...	...	...	...	122	36	...	...
58 Northeast Brazil Mission	39	...	...	...	...	...	...	...	4	22	...	...	...	...	...	...	...	...	...	...	...	...	113	8	...	...
59 Pernambuco Conference	44	...	...	...	...	...	...	...	4	6	...	...	...	...	...	...	...	...	...	...	...	...	100	27	...	...
60 Piaui Mission	19	...	...	...	...	...	...	...	3	9	...	...	...	...	...	...	...	...	...	...	...	...	55	34	...	...
Totals	222	...	...	...	...	...	...	...	39	66	...	...	...	...	...	...	...	...	...	...	...	...	1,598	182	...	20
61 NORTHWEST BRAZIL UNION MISSION	13	...	...	...	...	...	...	...	17	...	...	...	...	...	...	...	...	...	...	...	...	...	1,568	...	...	14
62 Amazonas-Roraima Conference	71	...	...	...	...	...	...	...	9	21	...	...	...	...	...	...	...	...	...	...	...	...	556	42	...	...
63 Central Amazon Conference	40	...	...	...	...	...	...	...	11	26	...	...	...	...	...	...	...	...	...	...	...	...	443	8	...	...
64 North Rondonia and Acres Conference	47	...	...	...	...	...	...	...	7	10	...	...	...	...	...	...	...	...	...	...	...	...	335	23	...	...
65 South Rondonia Conference	36	...	...	...	...	...	...	...	6	12	...	...	...	...	...	...	...	...	...	...	...	...	223	6	...	...
Totals	207	...	...	...	...	...	...	...	50	69	...	...	...	...	...	...	...	...	...	...	...	...	3,125	79	...	14
66 PARAGUAY UNION OF CHURCHES MISSION	33	...	...	...	...	...	...	...	17	3	...	...	...	...	...	...	...	...	...	...	...	...	552	9	...	6
67 SOUTH BRAZIL UNION CONFERENCE	30	...	...	...	...	...	...	...	34	1	...	...	...	...	...	...	...	...	...	...	...	...	699	...	...	114
68 Central Parana Conference	52	...	...	...	...	...	...	...	17	11	...	...	...	...	...	...	...	...	...	...	...	...	749	27	...	...
69 Central Rio Grande do Sul Conference	45	...	...	...	...	...	...	...	12	10	...	...	...	...	...	...	...	...	...	...	...	...	606	20	...	...
70 North Parana Conference	46	...	...	...	...	...	...	...	9	10	...	...	...	...	...	...	...	...	...	...	...	...	450	18	...	...
71 North Rio Grande do Sul Conference	51	...	...	...	...	...	...	...	11	6	...	...	...	...	...	...	...	...	...	...	...	...	471	20	...	...
72 North Santa Catarina Conference	45	...	...	...	...	...	...	...	12	9	...	...	...	...	...	...	...	...	...	...	...	...	693	32	...	...
73 Rio Grande do Sul Conference	47	...	...	...	...	...	...	...	12	10	...	...	...	...	...	...	...	...	...	...	...	...	612	10	...	...
74 Santa Catarina Conference	45	...	...	...	...	...	...	...	14	13	...	...	...	...	...	...	...	...	...	...	...	...	588	24	...	...
75 South Parana Conference	37	...	...	...	...	...	...	...	12	20	...	...	...	...	...	...	...	...	...	...	...	...	766	11	...	...
76 West Parana Conference	36	...	...	...	...	...	...	...	10	10	...	...	...	...	...	...	...	...	...	...	...	...	439	17	...	...
Totals	434	...	...	...	...	...	...	...	143	100	...	...	...	...	...	...	...	...	...	...	...	...	6,043	179	...	114

Conference or Mission	Denominational Employees																Total Active Employees	Literature Evangelists (Self-employed)	Honorary Emeritus Credentialed Employees										
	22a		22b		23a		23b		24		25a		25b		26a					26b		27		29		30		31	
	FT	PT	FT	PT	FT	PT	FT	PT	FT	PT	FT	PT	FT	PT	FT	PT				FT	PT	FT	PT	FT	PT	FT	PT	FT	PT

**SOUTH AMERICAN DIVISION (CONT'D)**

77 SOUTH PERU UNION MISSION	18	...	...	...	...	...	...	...	51	...	1	...	...	...	...	...	...	...	15	...	...	...	2,077	137	15	
78 Central Andina Mission	23	...	...	...	...	...	...	...	4	...	7	...	...	...	...	...	...	...	...	...	...	...	128	8	...	
79 Central Peru Conference	34	...	...	...	...	...	...	...	10	...	5	...	...	...	...	...	...	...	...	...	...	...	259	...	...	
80 Central South Peru Mission	28	...	...	...	...	...	...	...	2	...	3	...	...	...	...	...	...	...	...	...	...	...	193	...	...	
81 East Peru Mission	16	...	...	...	...	...	...	...	5	...	17	...	...	...	...	...	...	...	...	...	...	...	229	...	...	
82 Lake Titicaca Mission	33	...	...	...	...	...	...	...	7	...	10	...	...	...	...	...	...	...	...	...	...	...	180	...	...	
83 South Peru Mission	45	...	...	...	...	...	...	...	8	...	7	...	...	...	...	...	...	...	...	...	...	...	261	...	...	
84 Southeast Peru Mission	20	...	...	...	...	...	...	...	4	...	13	...	...	...	...	...	...	...	...	...	...	...	217	1	...	
Totals	217	...	...	...	...	...	...	...	91	...	63	...	...	...	...	...	...	...	19	...	...	...	3,544	146	15	
85 SOUTHEAST BRAZIL UNION CONFERENCE	18	...	...	...	...	...	...	...	47	...	5	...	...	...	...	...	...	...	...	...	...	...	3,486	...	102	
86 Central Minas Conference	40	...	...	...	...	...	...	...	10	...	7	...	...	...	...	...	...	...	...	...	...	...	200	3	...	
87 East Minas Conference	30	...	...	...	...	...	...	...	2	...	12	...	...	...	...	...	...	...	...	...	...	...	220	13	...	
88 Espirito Santo Conference	43	...	...	...	...	...	...	...	8	...	16	...	...	...	...	...	...	...	...	...	...	...	376	14	...	
89 North Minas Mission	27	...	...	...	...	...	...	...	3	...	6	...	...	...	...	...	...	...	...	...	...	...	95	15	...	
90 Rio de Janeiro Conference	36	...	...	...	...	...	...	...	11	...	6	...	...	...	...	...	...	...	...	...	...	...	555	10	...	
91 Rio Fluminense Conference	43	...	...	...	...	...	...	...	9	...	7	...	...	...	...	...	...	...	...	...	...	...	232	21	...	
92 South Espirito Santo Conference	45	...	...	...	...	...	...	...	3	...	9	...	...	...	...	...	...	...	...	...	...	...	347	7	...	
93 South Minas Conference	33	...	...	...	...	...	...	...	3	...	16	...	...	...	...	...	...	...	...	...	...	...	184	14	...	
94 South Rio Conference	48	...	...	...	...	...	...	...	11	...	13	...	...	...	...	...	...	...	...	...	...	...	549	24	...	
95 West Minas Mission	23	...	...	...	...	...	...	...	4	...	7	...	...	...	...	...	...	...	...	...	...	...	151	5	...	
Totals	386	...	...	...	...	...	...	...	111	...	104	...	...	...	...	...	...	...	35	...	...	...	6,395	126	102	
96 URUGUAY UNION OF CHURCHES MISSION	24	...	...	...	...	...	...	...	9	...	4	...	...	...	...	...	...	...	1	...	...	...	221	22	2	
97 WEST CENTRAL BRAZIL UNION MISSION	14	...	...	...	...	...	...	...	29	...	3	...	...	...	...	...	...	...	...	...	...	...	76	157	28	
98 Central Brazil Conference	44	...	...	...	...	...	...	...	9	...	16	...	...	...	...	...	...	...	...	...	...	...	595	18	...	
99 Central Planalto Conference	56	...	...	...	...	...	...	...	20	...	16	...	...	...	...	...	...	...	...	...	...	...	956	26	...	
100 East Mato Grosso Conference	32	...	...	...	...	...	...	...	10	...	9	...	...	...	...	...	...	...	...	...	...	...	338	...	...	
101 South Mato Grosso Conference	44	...	...	...	...	...	...	...	8	...	13	...	...	...	...	...	...	...	...	...	...	...	555	...	...	
102 Tocantins Mission	20	...	...	...	...	...	...	...	6	...	12	...	...	...	...	...	...	...	...	...	...	...	317	15	...	
103 West Mato Grosso Mission	33	...	...	...	...	...	...	...	11	...	17	...	...	...	...	...	...	...	...	...	...	...	378	13	...	
Totals	243	...	...	...	...	...	...	...	93	...	86	...	...	...	...	...	...	...	22	...	...	...	3,215	229	28	
104 ATTACHED FIELD	...	...	...	...	...	...	...	...	...	...	...	...	...	...	...	...	...	...	...	...	...	...	...	...	...	...
105 Falkland Islands (Malvinas) Field Station	...	...	...	...	...	...	...	...	...	...	1	...	...	...	...	...	...	...	...	...	...	...	1	...	...	
106 SOUTH AMERICAN DIVISION	64	...	...	...	...	...	...	...	250	...	6	...	...	...	...	...	...	...	...	...	...	...	3,248	...	...	
107 Argentina Union Conference	217	...	...	...	...	...	...	...	197	...	64	...	...	...	...	...	...	...	...	...	...	...	5,103	209	117	
108 Bolivia Union Mission	126	...	...	...	...	...	...	...	23	...	56	...	...	...	...	...	...	...	...	...	...	...	1,564	48	27	
109 Central Brazil Union Conference	525	...	...	...	...	...	...	...	368	...	109	...	...	...	...	...	...	...	...	...	...	...	9,549	270	250	
110 Chile Union Mission	182	...	...	...	...	...	...	...	139	...	75	...	...	...	...	...	...	...	...	...	...	...	4,568	102	73	
111 East Brazil Union Mission	297	...	...	...	...	...	...	...	65	...	66	...	...	...	...	...	...	...	...	...	...	...	3,462	92	44	
112 Ecuador Union Mission	71	...	...	...	...	...	...	...	13	...	22	...	...	...	...	...	...	...	...	...	...	...	530	45	20	
113 North Brazil Union Mission	270	...	...	...	...	...	...	...	63	...	114	...	...	...	...	...	...	...	...	...	...	...	4,103	85	26	
114 North Peru Union Mission	262	...	...	...	...	...	...	...	118	...	97	...	...	...	...	...	...	...	...	...	...	...	3,131	83	45	
115 Northeast Brazil Union Mission	222	...	...	...	...	...	...	...	39	...	66	...	...	...	...	...	...	...	...	...	...	...	1,598	182	20	
116 Northwest Brazil Union Mission	207	...	...	...	...	...	...	...	50	...	69	...	...	...	...	...	...	...	...	...	...	...	3,125	79	14	
117 Paraguay Union of Churches Mission	33	...	...	...	...	...	...	...	17	...	3	...	...	...	...	...	...	...	...	...	...	...	552	9	6	
118 South Brazil Union Conference	434	...	...	...	...	...	...	...	143	...	100	...	...	...	...	...	...	...	...	...	...	...	6,043	179	114	
119 South Peru Union Mission	217	...	...	...	...	...	...	...	91	...	63	...	...	...	...	...	...	...	...	...	...	...	3,154	146	15	
120 Southeast Brazil Union Conference	386	...	...	...	...	...	...	...	111	...	104	...	...	...	...	...	...	...	...	...	...	...	6,395	126	102	
121 Uruguay Union of Churches Mission	24	...	...	...	...	...	...	...	9	...	4	...	...	...	...	...	...	...	...	...	...	...	221	22	2	
122 West Central Brazil Union Mission	243	...	...	...	...	...	...	...	93	...	86	...	...	...	...	...	...	...	...	...	...	...	3,215	229	28	

GENERAL STATISTICS BY DIVISION FOR 2021

Conference or Mission	Denominational Employees																	Total Active Employees	Literature Evangelists (Self-employed)	Honorary/ Emeritus Credentialed Employees													
	22a		22b		23a		23b		24		25a		25b		26a		26b				27		29		30								
	FT	PT	FT	PT	FT	PT	FT	PT	FT	PT	FT	PT	FT	PT	FT	PT	FT				PT	FT	PT	FT	PT	FT	PT	FT	PT				
<b>SOUTH AMERICAN DIVISION (CONT'D)</b>																																	
123 Attached Field	1																										1	59,952		1,906		903	
DIVISION TOTALS																																	
3,780																																	
1,789																																	
1,105																																	
430																																	
52,848																																	
247																																	
247																																	
<b>SOUTH PACIFIC DIVISION</b>																																	
1 AUSTRALIAN UNION CONFERENCE																																	
2 Greater Sydney Conference																																	
3 North New South Wales Conference																																	
4 Northern Australian Conference																																	
5 South Australian Conference																																	
6 South New South Wales Conference																																	
7 South Queensland Conference																																	
8 Tasmanian Conference																																	
9 Victorian Conference																																	
10 Western Australian Conference																																	
Totals																																	
307																																	
22																																	
15																																	
3																																	
687																																	
242																																	
39																																	
2																																	
104																																	
36																																	
55																																	
4																																	
9																																	
5																																	
206																																	
74																																	
78																																	
54																																	
133																																	
99																																	
598																																	
1,580																																	
1,477																																	
30																																	
247																																	
26																																	
26																																	
11 NEW ZEALAND PACIFIC UNION CONF																																	
12 Cook Islands Mission																																	
13 French Polynesia Mission																																	
14 New Caledonia Mission																																	
15 North New Zealand Conference																																	
16 Pitcairn Field Station																																	
17 South New Zealand Conference																																	
Totals																																	
70																																	
1																																	
16																																	
1																																	
71																																	
15																																	
39																																	
4																																	
11																																	
2																																	
22																																	
2																																	
41																																	
4																																	
74																																	
18																																	
390																																	
12																																	
26																																	
4																																	
152																																	
4																																	
163																																	
79																																	
205																																	
28																																	
132																																	
24																																	
205																																	
80																																	
86																																	
71																																	
90																																	
29																																	
138																																	
45																																	
6																																	
318																																	
22																																	
1,895																																	
343																																	
1																																	
34																																	
6																																	
132																																	
23																																	
57																																	
2																																	
1																																	
91																																	
21																																	
1,274																																	
170																																	
76																																	
15																																	
15																																	
17																																	
Totals																																	
193																																	
828																																	
44																																	
44																																	
81																																	
94																																	
21																																	
152																																	
193																																	
12																																	
2,033																																	
237																																	
23																																	
6																																	
967																																	
4,619																																	
5,799																																	
30																																	
247																																	
6																																	

Note—Statistics for Nauru Attached Church are on the Trans Pacific Union row.

Conference or Mission		Denominational Employees																								Total Active Employees	Literature Evange- lists (Self-employed)	Honorary/ Emeritus Cred- entiated Employees					
		22a		22b		23a		23b		24		25a		25b		26a		26b		27		29		30	28				31				
		FT	PT	FT	PT	FT	PT	FT	PT	FT	PT	FT	PT	FT	PT	FT	PT	FT	PT	FT	PT	FT	PT							FT	PT	FT	PT

**SOUTH PACIFIC DIVISION (CONT'D)**

1	Conference or Mission	70	1	16	1	15	...	39	4	11	...	1	...	22	...	2	...	41	4	74	18	...	390	12	26
41	New Zealand Pacific Union Conference	443	...	15	...	412	...	134	...	303	...	9	...	321	...	2	...	94	...	150	...	1,895	343	...	
42	Papua New Guinea Union Mission	193	...	16	...	828	...	81	...	94	...	19	...	380	...	21	...	152	...	193	12	...	2,033	237	...
43	Trans Pacific Union Mission	1,041	23	66	5	2,050	217	542	55	471	7	38	5	939	74	114	54	536	120	2,990	2,806	2,444	14,736	622	302
DIVISION TOTALS																									

**SOUTHERN AFRICA-INDIAN OCEAN DIVISION**

1	BOTSWANA UNION CONFERENCE	6	...	1	...	...	...	8	...	1	...	...	...	...	...	...	...	2	...	1	...	...	20	...	23
2	North Botswana Conference	6	...	1	...	...	...	4	...	7	...	5	...	...	...	...	...	2	...	67	...	94	48	...	
3	South Botswana Conference	12	...	8	...	10	...	24	...	13	...	3	...	21	...	18	...	10	...	...	...	134	298	...	
Totals		24	...	10	...	10	...	36	...	21	...	8	...	21	...	18	...	14	...	68	...	248	346	...	
4	INDIAN OCEAN UNION CONFERENCE	8	1	8	...	20	...	48	...	...	...	...	...	2	...	1	...	15	...	120	44	29	300	...	
5	Central Malagasy Conference	42	...	20	...	20	...	18	...	13	...	4	...	2	...	2	...	7	...	41	...	155	164	...	
6	East Malagasy Conference	17	...	20	...	20	...	8	...	40	...	...	...	...	...	...	...	2	4	15	23	...	133	28	
7	Mauritius Conference	9	...	...	...	...	...	5	...	6	...	...	...	...	...	...	...	5	...	3	...	31	46	...	
8	Mayotte Field Station	...	...	...	...	...	...	...	...	...	...	...	...	...	...	...	...	...	...	1	...	...	...	...	
9	North Malagasy Conference	20	...	...	...	8	...	6	...	8	...	...	...	2	...	2	...	4	...	5	...	53	39	...	
10	North West Malagasy Conference	14	...	...	...	8	...	9	...	7	...	...	...	1	...	2	...	2	...	19	...	63	8	...	
11	Reunion Conference	5	...	...	...	...	...	3	1	...	...	...	...	...	...	...	...	2	...	...	...	11	6	...	
12	Seychelles Mission	3	...	...	...	...	...	1	...	2	...	...	...	...	...	...	...	2	...	2	...	12	10	...	
13	South East Malagasy Conference	14	...	...	...	10	...	6	...	8	...	...	...	2	...	1	...	2	...	17	...	62	27	...	
14	South West Malagasy Conference	10	...	...	...	...	...	2	...	4	...	6	...	...	...	...	...	4	...	...	...	26	28	...	
Totals		142	1	8	...	86	...	106	1	89	...	6	...	9	...	7	...	43	4	220	70	30	847	356	77
15	MALAWI UNION CONFERENCE	19	...	...	...	78	...	396	...	17	...	...	...	48	...	...	...	237	...	498	96	...	1,389	...	
16	Central Malawi Conference	61	...	...	...	49	...	26	...	8	...	4	...	21	...	...	...	39	...	4	...	208	224	...	
17	North Malawi Conference	39	...	...	...	...	...	23	...	6	...	...	...	...	...	...	...	26	...	3	...	97	146	...	
18	South Malawi Conference	77	...	...	...	59	...	37	...	11	...	...	...	18	...	...	...	54	...	7	...	263	262	...	
Totals		196	...	...	...	186	...	482	...	42	...	...	...	87	...	...	...	356	...	498	110	...	1,957	632	...
19	MOZAMBIQUE UNION MISSION	11	...	1	...	1	...	7	...	1	...	...	...	3	...	...	...	2	...	4	...	...	33	...	
20	Central Mission	15	...	6	...	9	...	...	...	14	...	...	...	...	...	...	...	...	...	23	...	...	71	...	
21	North Mission	11	...	11	...	...	...	2	...	8	...	1	...	...	...	...	...	...	...	31	...	...	65	14	
22	North-East Mission	5	...	1	...	...	...	2	...	4	...	...	...	...	...	...	...	2	...	2	...	...	16	1	
23	South Mission	14	...	5	...	21	...	4	...	5	...	4	...	8	...	1	...	...	...	5	...	...	76	3	
Totals		56	...	24	...	31	...	15	...	32	...	5	1	11	...	1	...	4	...	34	31	...	261	18	21
24	NORTH-EASTERN ANGOLA UNION MISS.	8	...	...	...	...	...	8	...	1	...	...	...	...	...	...	...	2	...	...	...	3	24	...	
25	Angola East Mission	18	...	...	...	...	...	5	...	19	...	...	...	1	...	...	...	6	...	...	...	4	54	...	
26	Angola North Mission	19	...	...	...	...	...	5	...	48	...	...	...	...	...	...	...	10	...	1	...	2	87	...	
27	Angola North-Eastern Mission	12	...	...	...	...	...	7	...	20	...	...	...	1	...	...	...	11	...	...	...	5	50	...	
28	Angola South Luanda and Cabinda Mission	21	...	...	...	...	...	7	...	46	...	...	...	...	...	...	...	19	...	...	...	5	99	...	
Totals		78	...	...	...	...	...	25	...	134	...	...	...	2	...	1	...	48	...	1	19	...	314	...	
29	NORTHERN ZAMBIA UNION CONFERENCE	6	...	2	...	...	...	23	...	1	...	...	...	...	...	...	...	8	...	1	1	...	42	...	
30	Copperbelt Zambia Conference	34	...	...	...	...	...	13	...	6	...	...	...	...	...	...	...	1	...	3	...	58	318	...	
31	Luapula Zambia Conference	12	...	...	...	...	...	7	...	5	...	...	...	...	...	...	...	2	...	11	...	38	71	...	
32	Midlands East Zambia Conference	15	...	...	...	...	...	14	...	11	...	...	...	...	...	...	...	4	...	3	...	48	166	...	
33	Midlands West Zambia Conference	18	...	...	...	...	...	7	...	8	...	...	...	...	...	...	...	4	...	1	8	...	47	293	
34	North Zambia Field	13	...	...	...	...	...	8	...	9	...	...	...	...	...	...	...	...	...	...	6	37	178	...	
35	Northwest Zambia Conference	15	...	1	...	...	...	3	...	2	...	...	...	...	...	...	...	1	...	...	...	22	101	...	







Conference or Mission	Denominational Employees																				Total Active Employees	Literature Evangelists (Self-employed)	Honorary/Emeritus Credentialed Employees				
	22a		22b		23a		23b		24		25a		25b		26a		26b		27					29		30	
	FT	PT	FT	PT	FT	PT	FT	PT	FT	PT	FT	PT	FT	PT	FT	PT	FT	PT	FT	PT				FT	PT		C
1																											
Conference or Mission																											
<b>SOUTHERN ASIA DIVISION (CONT'D)</b>																											
39 South Bengal Section	2	...	...	...	...	...	1	1	...	2	7	...	...	...	...	...	...	...	4	4	...	2	...	18	...	...	
40 Upper Ganges Section	6	...	2	...	...	...	1	1	...	1	4	...	...	...	...	...	...	...	...	...	1	...	15	...	6	...	
41 Ultraakhand Region	3	...	...	...	...	...	1	...	...	1	1	...	...	1	...	...	...	...	...	...	...	...	6	...	...	...	
42 Western Jharkhand Section	5	...	4	...	12	...	1	...	11	8	...	...	3	...	...	...	...	...	4	4	...	2	...	50	...	17	...
Totals	47	...	17	...	167	...	19	...	165	64	...	...	42	...	...	...	...	31	...	168	...	720	...	54	...	343	...
<b>SOUTH-CENTRAL INDIA UNION SECTION</b>																											
43 Bangalore Metro Conference	5	...	9	...	232	...	1	...	72	...	...	4	...	...	...	...	...	194	...	2	...	519	...	...	...	19	...
44 Goa-West Karnataka Section	33	...	6	...	1	...	1	...	2	14	...	1	...	...	...	...	...	4	...	...	...	62	...	61	...	...	...
45 Kolar-Chinthamani Region	3	...	3	...	2	...	1	...	1	14	...	...	...	...	...	...	...	3	...	...	...	24	...	11	...	...	...
46 North Karnataka Section	1	...	2	...	1	...	1	...	1	8	...	...	...	...	...	...	...	2	...	...	...	12	...	19	...	...	...
47 Raichur-Bellary Region	4	...	1	...	...	...	1	...	2	19	...	...	...	...	...	...	...	2	...	...	...	27	...	11	...	...	...
48 South Karnataka Section	2	...	1	...	...	...	1	...	2	8	...	...	1	...	...	...	...	1	...	...	...	13	...	2	...	...	...
Totals	48	...	22	...	236	...	5	...	78	71	...	...	4	...	...	...	...	204	...	3	...	673	...	114	...	...	...
<b>SOUTHEAST INDIA UNION SECTION</b>																											
50 Chennai Metro Section	8	...	...	...	...	...	...	...	31	...	...	...	...	...	...	...	...	530	...	503	...	1,072	...	...	...	68	...
51 Coimbatore Tirupur Region	7	...	...	...	...	...	...	...	3	1	...	...	...	...	...	...	...	3	...	...	...	39	...	4	...	...	...
52 Dharmapuri Region	5	...	...	...	...	...	...	...	1	1	...	...	...	...	...	...	...	7	...	...	...	14	...	1	...	...	...
53 Erode Nilgiris Section	6	...	...	...	...	...	...	...	1	2	...	...	...	...	...	...	...	3	...	...	...	16	...	1	...	...	...
54 Kanchipuram-Chengalpattu Section	5	...	...	...	...	...	...	...	1	2	...	...	...	...	...	...	...	4	...	...	...	13	...	1	...	...	...
55 North Tamil Conference	7	...	...	...	...	...	...	...	2	2	...	...	...	...	...	...	...	13	...	...	...	28	...	4	...	...	...
56 Pudukottai-Thirumayam Region	1	...	...	...	...	...	...	...	1	1	...	...	...	...	...	...	...	3	...	...	...	6	...	1	...	...	...
57 Sivagangai Ramanathapuram Section	6	...	...	...	...	...	...	...	2	2	...	...	...	...	...	...	...	1	...	...	...	14	...	...	...	...	...
58 South Tamil Conference	27	...	...	...	...	...	...	...	4	4	...	...	...	...	...	...	...	9	...	...	...	48	...	3	...	...	...
59 Thirajavur-Karaikal Section	6	...	...	...	...	...	...	...	2	6	...	...	...	...	...	...	...	5	...	...	...	21	...	2	...	...	...
60 Theni-Periyakulam Region	2	...	...	...	...	...	...	...	2	3	...	...	...	...	...	...	...	1	...	...	...	7	...	...	...	...	...
61 Vellore Section	5	...	...	...	...	...	...	...	2	4	...	...	...	...	...	...	...	2	...	...	...	13	...	1	...	...	...
62 Villupuram-Tindivanam Region	2	...	...	...	...	...	...	...	...	...	...	...	...	...	...	...	...	2	...	...	...	8	...	...	...	...	...
Totals	109	...	...	...	...	...	...	...	50	28	...	...	...	...	...	...	...	594	...	534	...	1,315	...	19	...	...	...
<b>SOUTHWEST INDIA UNION SECTION</b>																											
64 Alappuzha-Pathanamthitta Section	3	...	...	...	...	...	...	...	5	...	...	...	...	...	...	...	...	66	...	149	...	329	...	...	...	...	...
65 Idukki Section	4	...	...	...	...	...	...	...	1	3	...	...	...	...	...	...	...	2	...	...	...	17	...	10	...	...	...
66 Malabar Region	...	...	...	...	...	...	...	...	...	1	...	...	...	...	...	...	...	...	...	...	...	10	...	10	...	...	...
67 North Kerala Section	11	...	...	...	...	...	...	...	...	...	...	...	...	...	...	...	...	1	...	...	...	5	...	1	...	...	...
68 South Kerala Section	15	...	...	...	...	...	...	...	...	...	...	...	...	...	...	...	...	2	...	...	...	21	...	40	...	...	...
Totals	40	...	...	...	...	...	...	...	6	4	...	...	...	...	...	...	...	70	...	196	...	428	...	120	...	...	...
<b>WESTERN INDIA UNION SECTION</b>																											
70 Central Maharashtra Conference	7	...	3	...	...	...	...	...	4	...	...	...	...	...	...	...	...	8	...	2	...	24	...	...	...	...	...
71 Mumbai Metro Section	3	...	4	...	14	...	...	...	3	6	...	...	...	...	...	...	...	42	...	36	...	136	...	...	...	...	...
72 North Maharashtra Section	6	...	...	...	24	...	...	...	1	6	...	...	...	...	...	...	...	58	...	71	...	211	...	...	...	...	...
73 Saurashtra Region	1	...	...	...	4	...	...	...	3	5	...	...	...	...	...	...	...	2	...	...	...	32	...	...	...	...	...
74 South Gujarat Region	1	...	...	...	5	...	...	...	...	9	...	...	...	...	...	...	...	9	...	3	...	38	...	...	...	...	...
75 South Maharashtra Section	1	...	...	...	6	...	...	...	1	2	...	...	...	...	...	...	...	20	...	17	...	57	...	...	...	...	...
76 Vidarbha Region (Nagpur)	7	...	1	...	6	...	...	...	5	9	...	...	...	...	...	...	...	35	...	19	...	100	...	...	...	...	...
Totals	43	...	9	...	59	...	...	...	18	42	...	...	...	...	...	...	...	183	...	166	...	634	...	...	...	...	...



Conference or Mission	Denominational Employees																										
	22a		22b		23a		23b		24		25a		25b		26a		26b		27		29			30	28	31	
	FT	PT	FT	PT	FT	PT	FT	PT	FT	PT	FT	PT	FT	PT	FT	PT	FT	PT	FT	PT	FT	PT	C	Total Active Employees	Literature Evangelists (Self-employed)	Honorary/ Emeritus Credentialed Employees	
<b>SOUTHERN ASIA-PACIFIC DIVISION (CONT'D)</b>																											
29 South East Mission	16	...	...	...	...	...	...	...	6	...	11	...	...	...	...	...	...	...	13	...	65	...	59	170	...	...	...
30 Upper Myanmar Mission	31	...	...	...	...	...	...	...	17	...	23	...	...	...	...	...	...	...	5	...	63	...	31	170	...	...	...
31 Yangon Mission	33	...	...	...	...	...	...	...	45	...	16	...	...	...	...	...	...	...	57	...	89	1	29	270	10	...	...
Totals	108	...	...	...	...	...	...	...	92	...	71	...	...	...	...	...	...	...	85	...	316	1	203	876	17	72	...
32 NORTH PHILIPPINE UNION CONFERENCE	41	...	...	...	...	...	...	...	1,084	...	10	...	...	...	...	...	...	...	246	...	410	43	43	1,877	...	36	...
33 Cavite Mission	23	...	...	...	...	...	...	...	26	...	17	...	...	...	...	...	...	...	7	...	...	...	7	80	210	...	...
34 Central Luzon Conference	82	...	...	...	...	...	...	...	164	...	49	...	...	...	...	...	...	...	37	...	...	...	...	333	345	...	...
35 Mountain Provinces Mission	16	...	...	...	...	...	...	...	42	...	10	...	...	...	...	...	...	...	11	...	9	...	20	108	119	...	...
36 Northeast Luzon Mission	12	...	...	...	...	...	...	...	59	...	3	...	...	...	...	...	...	...	12	...	42	...	...	118	136	...	...
37 Northern Luzon Mission	18	...	...	...	...	...	...	...	49	...	10	...	...	...	...	...	...	...	18	...	...	...	21	126	30	...	...
38 Palawan Mission	19	...	...	...	...	...	...	...	28	...	7	...	...	...	...	...	...	...	32	...	...	...	35	121	85	...	...
39 South-Central Luzon Conference	48	...	...	...	...	...	...	...	151	...	13	...	...	...	...	...	...	...	13	...	59	...	...	284	144	...	...
40 Southern Luzon Mission	16	...	...	...	...	...	...	...	39	...	3	...	...	...	...	...	...	...	10	...	14	...	...	82	58	...	...
Totals	275	...	...	...	...	...	...	...	1,642	...	122	...	...	...	...	...	...	...	386	...	535	43	126	3,129	1,127	36	...
41 PAKISTAN UNION SECTION	8	...	...	...	...	...	...	...	49	...	...	...	...	...	...	...	...	...	39	...	554	...	...	650	10	...	...
42 Northern Section	12	...	...	...	...	...	...	...	6	...	8	...	...	...	...	...	...	...	...	...	25	...	...	51	...	...	...
43 Southern Section	6	...	...	...	...	...	...	...	4	...	11	...	...	...	...	...	...	...	...	...	8	...	...	29	...	...	...
Totals	26	...	...	...	...	...	...	...	59	...	19	...	...	...	...	...	...	...	39	...	587	...	...	730	10	...	...
44 SOUTH PHILIPPINE UNION CONFERENCE	39	...	...	...	...	...	...	...	555	...	16	...	...	...	...	...	...	...	296	...	390	31	142	1,469	...	46	...
45 Central Mindanao Mission	27	...	...	...	...	...	...	...	33	...	10	...	...	...	...	...	...	...	21	...	68	...	...	154	163	...	...
46 Davao Mission	22	...	...	...	...	...	...	...	45	...	4	...	...	...	...	...	...	...	18	...	25	...	...	119	114	...	...
47 North Central Mindanao Conference	32	...	...	...	...	...	...	...	55	...	4	...	...	...	...	...	...	...	28	...	36	...	...	155	351	...	...
48 Northeast Mindanao Mission	40	...	...	...	...	...	...	...	44	...	9	...	...	...	...	...	...	...	29	...	34	...	...	156	155	...	...
49 Northern Davao Mission	26	...	...	...	...	...	...	...	28	...	12	...	...	...	...	...	...	...	5	...	19	...	...	90	126	...	...
50 Southern Mindanao Mission	42	...	...	...	...	...	...	...	67	...	20	...	...	...	...	...	...	...	28	...	117	...	...	274	170	...	...
51 Western Mindanao Conference	45	...	...	...	...	...	...	...	62	...	11	...	...	...	...	...	...	...	45	...	16	...	...	255	273	...	...
52 Zamboanga Peninsula Mission	28	...	...	...	...	...	...	...	32	...	7	...	...	...	...	...	...	...	21	...	112	...	...	200	75	...	...
Totals	301	...	...	...	...	...	...	...	921	...	93	...	...	...	...	...	...	...	491	...	817	31	218	2,872	1,427	46	...
53 SOUTHEAST ASIA UNION MISSION	15	...	...	...	...	...	...	...	271	...	5	...	...	...	...	...	...	...	164	...	1,670	23	49	2,204	...	54	...
54 Cambodia Mission	8	...	...	...	...	...	...	...	45	...	11	...	...	...	...	...	...	...	20	...	1	5	...	93	20	...	...
55 Laos Region	10	...	...	...	...	...	...	...	7	...	7	...	...	...	...	...	...	...	14	...	2	...	...	40	12	...	...
56 Peninsular Malaysia Mission	14	...	...	...	...	...	...	...	6	...	27	...	...	...	...	...	...	...	6	...	1	...	...	54	32	...	...
57 Sabah Mission	27	...	...	...	...	...	...	...	117	...	60	...	...	...	...	...	...	...	50	...	...	...	...	254	90	...	...
58 Sarawak Mission	30	...	...	...	...	...	...	...	58	...	20	...	...	...	...	...	...	...	33	...	13	1	...	155	39	...	...
59 Singapore Conference	11	...	...	...	...	...	...	...	29	...	5	...	...	...	...	...	...	...	14	...	1	3	...	69	...	...	...
60 Thailand Mission	40	...	...	...	...	...	...	...	285	...	6	...	...	...	...	...	...	...	45	...	3	58	...	694	78	...	...
61 Vietnam Mission	24	...	...	...	...	...	...	...	3	...	156	...	...	...	...	...	...	...	14	...	...	...	...	197	33	...	...
Totals	179	...	...	...	...	...	...	...	821	...	18	...	...	...	...	...	...	...	360	...	1,940	90	49	3,760	304	54	...
62 WEST INDONESIA UNION MISSION	39	...	...	...	...	...	...	...	1,290	...	33	...	...	...	...	...	...	...	281	...	357	18	6	2,036	...	4	...
63 Central Java Mission	19	...	...	...	...	...	...	...	12	...	16	...	...	...	...	...	...	...	6	...	67	18	...	138	16	...	...
64 Central Sumatra Mission	39	...	...	...	...	...	...	...	81	...	16	...	...	...	...	...	...	...	79	...	107	101	1	346	8	...	...
65 East Java Conference	44	...	...	...	...	...	...	...	56	...	13	...	...	...	...	...	...	...	23	...	126	...	...	318	39	...	...
66 East Kalimantan Mission	33	...	...	...	...	...	...	...	58	...	17	...	...	...	...	...	...	...	23	...	15	59	3	208	35	...	...
67 Jakarta Conference	167	...	...	...	...	...	...	...	381	...	40	...	...	...	...	...	...	...	...	...	...	86	29	749	84	...	...
68 North Sumatra Mission	48	...	...	...	...	...	...	...	88	...	20	...	...	...	...	...	...	...	25	...	237	161	3	582	8	...	...
69 Nusa Tenggara Mission	26	...	...	...	...	...	...	...	41	...	20	...	...	...	...	...	...	...	2	...	88	...	...	178	23	...	...
70 South Sumatra Mission	22	...	...	...	...	...	...	...	15	...	10	...	...	...	...	...	...	...	10	...	6	...	...	63	6	...	...

Conference or Mission	Denominational Employees																				Total Active Employees	Literature Evange- lists (Self- employed)	30	28	Honorary/ Emeritus Cred- entialed Employees		
	22a		22b		23a		23b		24		25a		25b		26a		26b		27							29	
	FT	PT	FT	PT	FT	PT	FT	PT	FT	PT	FT	PT	FT	PT	FT	PT	FT	PT	FT	PT						FT	PT

**SOUTHERN ASIA-PACIFIC DIVISION (CONT'D)**

71 West Java Conference	49	...	...	...	...	...	...	...	...	46	...	13	...	...	...	...	...	...	...	5	...	1	53	...	167	25	...	
72 West Kalimantan Region	13	...	...	...	...	...	...	...	...	16	...	9	...	...	...	...	...	...	...	1	...	3	...	2	44	13	...	
Totals	499	...	...	...	...	...	...	...	...	2,084	6	207	...	...	...	...	...	...	...	433	52	1,007	496	45	4,829	257	4	
73 ATTACHED FIELDS	10	...	...	...	...	...	...	...	...	46	...	8	...	...	...	...	...	...	...	48	...	260	8	54	434	8	...	
74 Sri Lanka Mission of SDA	3	...	...	...	...	...	...	...	...	2	...	2	...	...	...	...	...	...	...	...	...	14	1	35	57	10	...	
75 Timor-Leste Mission	13	...	...	...	...	...	...	...	...	48	...	10	...	...	...	...	...	...	...	48	...	274	9	89	491	18	...	
Totals	32	...	...	...	...	...	...	...	...	90	...	1	...	...	...	...	...	...	...	27	...	...	...	...	150	9	...	
76 SOUTHERN ASIA-PACIFIC DIVISION	40	...	...	...	...	...	...	...	...	265	...	...	...	...	...	...	...	...	...	23	...	619	...	...	947	7	...	
77 Bangladesh Union Mission	171	...	...	...	...	...	...	...	...	786	...	64	...	...	...	...	...	...	...	532	...	78	9	64	1,704	549	51	...
78 Central Philippine Union Conference	313	...	...	...	...	...	...	...	...	827	...	142	20	...	...	...	...	...	...	220	...	49	7	54	1,660	357	5	...
79 East Indonesia Union Conference	108	...	...	...	...	...	...	...	...	92	...	71	...	...	...	...	...	...	...	85	...	316	1	203	876	17	72	...
80 Myanmar Union Mission	275	...	...	...	...	...	...	...	...	1,642	...	122	...	...	...	...	...	...	...	386	...	555	43	126	3,129	1,127	36	...
81 North Philippine Union Conference	26	...	...	...	...	...	...	...	...	59	...	19	...	...	...	...	...	...	...	39	...	587	...	...	730	10	...	
82 Pakistan Union Section	301	...	...	...	...	...	...	...	...	921	...	93	...	...	...	...	...	...	...	491	...	817	31	218	2,872	1,427	46	...
83 South Philippine Union Conference	179	...	...	...	...	...	...	...	...	821	...	18	...	...	...	...	...	...	...	360	...	1,940	90	49	3,760	304	54	...
84 Southeast Asia Union Mission	499	...	...	...	...	...	...	...	...	2,084	6	207	...	...	...	...	...	...	...	433	52	1,007	496	45	4,829	257	4	...
85 West Indonesia Union Mission	13	...	...	...	...	...	...	...	...	48	...	10	...	...	...	...	...	...	...	48	...	274	9	89	491	18	...	
86 Attached Fields	1,957	...	...	...	...	...	...	...	...	7,635	24	1,026	20	...	...	...	...	...	...	2,644	86	6,222	686	848	21,148	4,073	292	...
DIVISION TOTALS	...	...	...	...	...	...	...	...	...	...	...	...	...	...	...	...	...	...	...	...	...	...	...	...	...	...	...	

**TRANS-EUROPEAN DIVISION**

1 ADRIATIC UNION CONFERENCE	5	...	...	...	...	...	...	...	...	...	...	...	...	...	...	...	...	...	...	...	...	2	...	...	...	11	...
2 Albanian Mission of SDA	3	...	...	...	...	...	...	...	...	...	...	...	...	...	...	...	...	...	...	1	...	1	...	...	...	5	...
3 Croatian Conference	16	...	...	...	...	...	...	...	...	...	...	...	...	...	...	...	...	...	...	5	...	3	...	...	...	26	...
4 Slovenian Conference	1	...	...	...	...	...	...	...	...	...	...	...	...	...	...	...	...	...	...	1	...	3	...	...	...	8	...
Totals	25	...	...	...	...	...	...	...	...	...	5	...	...	...	...	...	...	...	...	7	...	9	...	...	...	50	...
5 BALTIC UNION CONFERENCE	1	...	...	...	...	...	...	...	...	...	...	...	...	...	...	...	...	...	...	1	...	...	...	...	...	6	...
6 Estonian Conference	5	...	...	...	...	...	...	...	...	...	...	...	...	...	...	...	...	...	...	3	...	...	...	...	...	17	...
7 Latvian Conference	9	...	...	...	...	...	...	...	...	...	...	...	...	...	...	...	...	...	...	...	...	7	9	...	...	49	...
8 Lithuanian Conference	9	...	...	...	...	...	...	...	...	...	...	...	...	...	...	...	...	...	...	...	...	...	...	...	...	15	...
Totals	24	7	3	...	...	...	...	...	...	...	2	12	...	...	...	...	...	...	...	4	...	7	9	...	...	87	...
9 BRITISH UNION CONFERENCE	13	...	...	...	...	...	...	...	...	15	7	3	...	...	...	...	...	...	...	13	5	8	3	...	...	87	...
10 Irish Mission	7	...	...	...	...	...	...	...	...	...	...	...	...	...	...	...	...	...	...	...	...	...	...	...	...	9	...
11 North England Conference	32	...	...	...	...	...	...	...	...	9	...	13	...	...	...	...	...	...	...	11	2	...	...	...	...	75	1
12 Scottish Mission	4	...	...	...	...	...	...	...	...	...	...	...	...	...	...	...	...	...	...	...	...	...	...	...	...	6	...
13 South England Conference	87	1	4	...	...	...	...	...	...	13	1	4	...	...	...	...	...	...	...	40	1	...	...	...	...	163	...
14 Welsh Mission	4	...	...	...	...	...	...	...	...	...	...	...	...	...	...	...	...	...	...	1	...	...	...	...	...	7	...
Totals	147	1	10	1	14	3	6	...	...	37	8	21	...	...	...	...	...	...	...	65	10	8	3	...	...	347	1
15 DANISH UNION OF CHURCHES CONF	8	4	5	1	...	...	...	...	...	...	...	...	...	...	...	...	...	...	...	2	1	8	4	...	...	40	...
16 FINLAND UNION OF CHURCHES CONF	8	3	5	1	3	...	...	...	...	37	4	1	...	...	...	...	...	...	...	8	1	74	14	...	...	162	...
17 HUNGARIAN UNION CONFERENCE	10	...	...	...	...	...	...	...	...	11	...	...	...	...	...	...	...	...	...	6	...	90	75	8	...	208	...
18 Duna Conference	17	...	...	...	...	...	...	...	...	2	...	3	...	...	...	...	...	...	...	6	...	...	...	...	...	32	...
19 Tisza Conference	19	...	...	...	...	...	...	...	...	5	...	1	...	...	...	...	...	...	...	2	...	...	...	...	...	27	...

Conference or Mission	Denominational Employees																				Total Active Employees	Literature Evangelists (Self-employed)	Honorary/Emeritus Credentialed Employees			
	22a		22b		23a		23b		24		25a		25b		26a		26b		27					29		30
	FT	PT	FT	PT	FT	PT	FT	PT	FT	PT	FT	PT	FT	PT	FT	PT	FT	PT	FT	PT				FT	PT	

**TRANS-EUROPEAN DIVISION (CONT'D)**

Totals.....	46	...	5	...	3	...	3	...	18	...	4	...	4	...	3	...	4	...	14	...	90	...	75	...	8	267	...	32
20 NETHERLANDS UN OF CHURCHES CONF.....	17	...	...	...	3	...	3	...	1	...	5	...	5	...	3	...	1	...	...	...	...	...	3	...	...	41	...	21
21 NORWEGIAN UNION CONFERENCE.....	...	...	1	...	8	...	8	...	14	...	8	...	8	...	...	...	...	...	9	...	7	...	...	...	...	51	...	16
22 East Norway Conference.....	...	...	...	...	...	...	...	...	1	...	...	...	...	...	...	...	...	...	1	...	11	...	4	...	...	16	...	...
23 North Norway Conference.....	...	...	...	...	...	...	...	...	...	...	...	...	...	...	...	...	...	...	1	...	4	...	1	...	...	6	...	...
24 West Norway Conference.....	...	...	...	...	...	...	...	...	1	...	...	...	...	...	...	...	...	...	...	...	6	...	2	...	...	9	...	...
Totals.....	1	...	1	...	8	...	8	...	14	...	10	...	10	...	...	...	...	...	10	...	28	...	7	...	...	82	...	16

Note—Norwegian Union did not report employees in the ministerial and commissioned ministers credential, nor the ministerial and commissioned ministers license categories.

25 POLISH UNION CONFERENCE.....	8	...	...	...	...	...	...	...	6	...	1	...	1	...	...	...	...	...	...	...	84	...	10	...	...	109	...	9
26 East Polish Conference.....	14	...	...	...	...	...	...	...	5	...	3	...	3	...	2	...	...	...	1	...	4	...	...	...	...	29	...	2
27 South Polish Conference.....	8	...	...	...	...	...	...	...	3	...	4	...	4	...	2	...	...	...	8	...	5	...	...	...	...	30	...	3
28 West Polish Conference.....	12	...	...	...	...	...	...	...	6	...	3	...	3	...	1	...	...	...	...	...	4	...	...	...	...	26	...	3
Totals.....	42	...	...	...	...	...	...	...	20	...	11	...	11	...	5	...	...	...	9	...	97	...	10	...	...	194	...	8
29 SOUTH-EAST EUROPEAN UNION CONF.....	9	...	2	...	2	...	2	...	7	...	2	...	2	...	2	...	...	...	...	...	48	...	2	...	...	99	...	...
30 Bosnia and Herzegovina Conference.....	3	...	...	...	...	...	...	...	1	...	1	...	1	...	...	...	...	...	...	...	...	...	...	...	...	13	...	...
31 Macedonian Mission.....	6	...	...	...	...	...	...	...	1	...	...	...	...	...	...	...	...	...	1	...	...	...	...	...	...	9	...	1
32 North Conference.....	19	...	1	...	...	...	...	...	2	...	2	...	2	...	1	...	...	...	2	...	1	...	1	...	...	27	...	3
33 South Conference.....	19	...	6	...	1	...	1	...	...	...	2	...	2	...	2	...	...	...	2	...	1	...	1	...	...	35	...	2
Totals.....	56	...	9	...	11	...	11	...	6	...	7	...	7	...	4	...	...	...	5	...	50	...	4	...	...	183	...	6

34 SWEDISH UNION OF CHURCHES CONF.....	...	...	12	...	5	...	4	...	1	...	3	...	8	...	3	...	3	...	12	...	...	...	...	...	...	84	...	...	20
35 ATTACHED FIELDS.....	2	...	...	...	...	...	...	...	2	...	1	...	...	...	...	...	...	...	...	...	3	...	...	...	...	4	...	...	...
36 Cyprus Region.....	4	...	...	...	...	...	...	...	...	...	...	...	...	...	...	...	...	...	1	...	...	...	...	...	...	9	...	...	...
37 Greek Mission.....	2	...	...	...	...	...	...	...	...	...	...	...	...	...	...	...	...	...	...	...	3	...	...	...	...	19	...	...	...
38 Iceland Conference.....	2	...	...	...	...	...	...	...	...	...	...	...	...	...	...	...	...	...	...	...	3	...	11	...	...	32	...	...	...
Totals.....	8	...	...	...	...	...	...	...	2	...	1	...	2	...	...	...	...	...	1	...	6	...	11	...	...	32	...	...	...

39 TRANS-EUROPEAN DIVISION.....	11	...	1	...	2	...	2	...	21	...	5	...	1	...	...	...	...	...	3	...	...	...	...	...	...	50	...	9
40 Adriatic Union Conference.....	25	...	1	...	3	...	3	...	...	...	5	...	1	...	...	...	...	...	7	...	9	...	...	...	...	50	...	...
41 Baltic Union Conference.....	24	...	3	...	2	...	2	...	1	...	12	...	2	...	4	...	2	...	4	...	7	...	9	...	...	87	...	13
42 British Union Conference.....	147	...	10	...	14	...	3	...	37	...	8	...	21	...	5	...	1	...	65	...	8	...	3	...	...	347	...	1
43 Danish Union of Churches Conference.....	8	...	4	...	5	...	1	...	...	...	...	...	...	...	3	...	4	...	2	...	8	...	4	...	...	40	...	19
44 Finland Union of Churches Conference.....	8	...	3	...	5	...	1	...	37	...	4	...	1	...	1	...	...	...	8	...	74	...	14	...	...	162	...	89
45 Hungarian Union Conference.....	46	...	5	...	3	...	3	...	18	...	4	...	4	...	2	...	...	...	14	...	90	...	75	...	8	267	...	32
46 Netherlands Union of Churches Conference.....	17	...	...	...	3	...	1	...	1	...	5	...	5	...	3	...	...	...	2	...	...	...	3	...	...	41	...	21
47 Norwegian Union Conference.....	42	...	1	...	8	...	8	...	14	...	10	...	11	...	5	...	...	...	10	...	28	...	7	...	...	82	...	16
48 Polish Union Conference.....	56	...	9	...	2	...	1	...	6	...	7	...	1	...	4	...	...	...	9	...	97	...	10	...	...	194	...	9
49 South-East European Union Conference.....	8	...	12	...	5	...	4	...	1	...	3	...	8	...	3	...	3	...	5	...	50	...	4	...	...	183	...	6
50 Swedish Union of Churches Conference.....	8	...	16	...	52	...	8	...	32	...	9	...	44	...	4	...	4	...	12	...	6	...	11	...	...	84	...	20
51 Attached Fields.....	392	...	16	...	52	...	8	...	32	...	9	...	44	...	4	...	4	...	140	...	377	...	140	...	8	1,619	...	16
DIVISION TOTALS.....	392	...	16	...	52	...	8	...	32	...	9	...	44	...	4	...	4	...	140	...	377	...	140	...	8	1,619	...	16

**WEST-CENTRAL AFRICA DIVISION**

1 CAMEROON UNION MISSION.....	8	...	...	...	...	...	...	...	11	...	...	...	...	...	...	...	...	...	...	...	223	...	4	...	353	...	599	...	...
2 Adamaoua-Mayo Rey Conference.....	6	...	...	...	...	...	...	...	1	...	2	...	2	...	2	...	...	...	2	...	11	...	16	...	...	42	...	...	
3 Benoue-Faro Mission.....	25	...	...	...	...	...	...	...	1	...	4	...	4	...	...	...	...	...	2	...	2	...	8	...	...	42	...	...	
4 Central-South Cameroon Conference.....	17	...	...	...	...	...	...	...	6	...	9	...	9	...	...	...	...	...	1	...	103	...	...	...	...	136	...	54	

Conference or Mission		Denominational Employees																								Total Active Employees	Literature Evange- lists (Self- employed)	Honorary/ Emeritus Cred- entiated Employees										
		22a			22b			23a			23b			24			25a			25b			26a						26b			27			29			30
		FT	PT	C	FT	PT	C	FT	PT	C	FT	PT	C	FT	PT	C	FT	PT	C	FT	PT	C	FT	PT	C				FT	PT	C	FT	PT	C				

**WEST-CENTRAL AFRICA DIVISION (CONT'D)**

5	East Cameroon Conference	18	7	7	9	10	22	23	9	36	153	3	3	11	308	2	31
6	Ibami-Sanaga Conference	12	7	7	9	10	22	23	9	36	153	3	3	11	308	2	31
7	North Cameroon Conference	17	7	7	9	10	22	23	9	36	153	3	3	11	308	2	31
8	Nyong-Alamba Conference	13	7	7	9	10	22	23	9	36	153	3	3	11	308	2	31
9	West Cameroon Conference	25	7	7	9	10	22	23	9	36	153	3	3	11	308	2	31
	Totals	141	7	7	12	89	22	70	9	36	153	2	2	524	1,546	125	31
10	CENTRAL AFRICAN UNION MISSION	4	7	7	9	10	22	23	9	36	153	3	3	11	308	2	31
11	Central African Republic Mission	3	7	7	9	10	22	23	9	36	153	3	3	11	308	2	31
12	Chad Mission	8	7	7	9	10	22	23	9	36	153	3	3	11	308	2	31
13	Congo Region	4	7	7	9	10	22	23	9	36	153	3	3	11	308	2	31
14	Equatorial Guinea Mission	4	7	7	9	10	22	23	9	36	153	3	3	11	308	2	31
15	Gabon Mission	4	7	7	9	10	22	23	9	36	153	3	3	11	308	2	31
	Totals	23	7	7	15	21	24	24	9	36	153	11	10	18	177	26	31
16	EASTERN NIGERIA UNION CONFERENCE	22	7	7	9	10	22	23	9	36	153	3	3	11	308	2	31
17	Aba East Conference	32	7	7	9	10	22	23	9	36	153	3	3	11	308	2	31
18	Aba North Conference	29	7	7	9	10	22	23	9	36	153	3	3	11	308	2	31
19	Aba South Conference	20	7	7	9	10	22	23	9	36	153	3	3	11	308	2	31
20	Aba West Mission	10	7	7	9	10	22	23	9	36	153	3	3	11	308	2	31
21	Abia North-Central Conference	11	7	7	9	10	22	23	9	36	153	3	3	11	308	2	31
22	Akwa Ibom Conference	5	7	7	9	10	22	23	9	36	153	3	3	11	308	2	31
23	Anambra Mission	3	7	7	9	10	22	23	9	36	153	3	3	11	308	2	31
24	Bayelsa Mission	3	7	7	9	10	22	23	9	36	153	3	3	11	308	2	31
25	Cross River Conference	1	7	7	9	10	22	23	9	36	153	3	3	11	308	2	31
26	Ebonyi Conference	8	7	7	9	10	22	23	9	36	153	3	3	11	308	2	31
27	Enugu Conference	7	7	7	9	10	22	23	9	36	153	3	3	11	308	2	31
28	Imo Conference	16	7	7	9	10	22	23	9	36	153	3	3	11	308	2	31
29	Northern Cross River Mission	3	7	7	9	10	22	23	9	36	153	3	3	11	308	2	31
30	Port Harcourt Conference	27	7	7	9	10	22	23	9	36	153	3	3	11	308	2	31
31	Rivers East Conference	15	7	7	9	10	22	23	9	36	153	3	3	11	308	2	31
32	Rivers West Conference	15	7	7	9	10	22	23	9	36	153	3	3	11	308	2	31
	Totals	227	7	7	33	251	70	70	17	150	65	65	81	286	1,320	114	31
33	EASTERN SAHEL UNION MISSION	4	7	7	9	10	22	23	9	36	153	3	3	11	308	2	31
34	Benin Conference	5	7	7	9	10	22	23	9	36	153	3	3	11	308	2	31
35	Burkina Faso Mission	5	7	7	9	10	22	23	9	36	153	3	3	11	308	2	31
36	Cote d'Ivoire Conference	21	7	7	9	10	22	23	9	36	153	3	3	11	308	2	31
37	Niger Region	2	7	7	9	10	22	23	9	36	153	3	3	11	308	2	31
38	Togo Conference	18	7	7	9	10	22	23	9	36	153	3	3	11	308	2	31
	Totals	55	7	7	33	60	17	17	12	12	3	3	7	712	96	31	
39	NORTHERN GHANA UNION CONFERENCE	11	7	7	9	10	22	23	9	36	153	3	3	11	308	2	31
40	Ashanti Central Ghana Conference	18	7	7	9	10	22	23	9	36	153	3	3	11	308	2	31
41	Ashanti South Ghana Conference	29	7	7	9	10	22	23	9	36	153	3	3	11	308	2	31
42	Central Ghana Conference	20	7	7	9	10	22	23	9	36	153	3	3	11	308	2	31
43	Green View Ghana Conference	17	7	7	9	10	22	23	9	36	153	3	3	11	308	2	31
44	Mid-Central Ghana Conference	18	7	7	9	10	22	23	9	36	153	3	3	11	308	2	31
45	Mid-North Ghana Conference	24	7	7	9	10	22	23	9	36	153	3	3	11	308	2	31
46	Mid-West Ghana Conference	15	7	7	9	10	22	23	9	36	153	3	3	11	308	2	31
47	Mountain View Ghana Conference	34	7	7	9	10	22	23	9	36	153	3	3	11	308	2	31
48	North Ghana Mission	9	7	7	9	10	22	23	9	36	153	3	3	11	308	2	31
49	South Central Ghana Conference	26	7	7	9	10	22	23	9	36	153	3	3	11	308	2	31
	Totals	221	7	7	13	60	62	62	2	2	2	2	20	418	97	31	







Conference or Mission	Denominational Employees																	Total Active Employees	Literature Evangelists (Self-employed)	Honorary/Emeritus Credentialed Employees								
	22a		22b		23a		23b		24		25a		25b		26a		26b				27			29			30	
	FT	PT	FT	PT	FT	PT	FT	PT	FT	PT	FT	PT	FT	PT	FT	PT	FT				PT	FT	PT	FT	PT	C		
1																									31			
Conference or Mission																												

**WORLD SUMMARY (CONT'D)**

16 Middle East and North Africa Union Mission...	51	1	1	1	14	1	12	46	20	18	1	1	1	1	2	2	33	7	123	10	12	352	6			
17 Israel Field.....	6							2		1							1					10				
WORLD TOTALS 2021.....	21,196	180	1,140	48	9,317	327	1,767	46	24,195	532	8,483	247	976	205	4,637	183	589	89	18,035	641	207,173	15,629	12,690	328,325	22,013	10,647
WORLD TOTALS 2020.....	20,772	152	1,061	52	9,081	263	1,595	52	23,751	528	8,375	221	831	46	4,885	219	485	27	18,322	696	203,441	16,173	11,092	322,120	22,258	10,974
Net Increase (Decrease).....	424	28	79	(4)	236	64	172	(6)	444	4	108	26	145	159	(248)	(36)	104	62	3,732	(544)	1,598	6,205	(245)	(327)		

## **Chapter 6 - Institutions**

## SECTION I—EDUCATIONAL INSTITUTIONS AND PRIMARY SCHOOLS

Table 27

Division and Institution	Category (SDA)	Enrollment and Graduates			Teachers and Other Employees			Division and Institution	Category (SDA)	Enrollment and Graduates			Teachers and Other Employees																																																		
	Yearbook 2022 ed. p. 501)	SDA Enrollment	Total Enrollment	Graduates	SDA Teachers	Total Teachers	Other Employees		Yearbook 2022 ed. p. 501)	SDA Enrollment	Total Enrollment	Graduates	SDA Teachers	Total Teachers	Other Employees																																																
PART 1—Tertiary Institutions								NORTH AMERICAN DIVISION (CONTD)																																																							
Parenthesized figures after "Totals" represent the number of tertiary institutions in the divisions.																																																															
EAST-CENTRAL AFRICA DIVISION								Lake Union Conference																																																							
East Kenya Union Conference								Andrews University* . . . . .																																																							
Adventist University of Africa* (2019) . . . . .								G	588	597	42	20	20	33	G	2,675	3,091	836	228	245	536																																										
Eastern Ethiopia Union Mission								Mid-America Union Conference																																																							
Ethiopia Adventist College . . . . .								C	20	168	67	17	20	27	Union College . . . . .																																																
North East Congo Union Mission								North Pacific Union Conference																																																							
Adventist University of Goma . . . . .								C	412	782	225	19	20	4	Walla Walla University . . . . .																																																
Adventist University of Lukanga . . . . .								C	536	801	245	41	44	47	G	1,028	1,470	426	171	233	199																																										
Northern Tanzania Union Conference								Pacific Union Conference																																																							
The University of Arusha . . . . .								G	303	563	...	36	42	...	La Sierra University . . . . .																																																
Rwanda Union Mission								Loma Linda University* . . . . .																																																							
Adventist University of Central Africa . . . . .								C	1,024	3,554	483	120	149	70	G	861	1,810	431	172	232	66																																										
Uganda Union Mission								Pacific Union Conference																																																							
Bugema University . . . . .								G	1,804	3,238	769	149	214	225	G	1,699	4,434	1,533	961	2,459	1,155																																										
West Congo Union Mission								Southern Union Conference																																																							
Adventist University of Congo (2018) . . . . .								C	40	79	...	27	48	2	AdventHealth University . . . . .																																																
West Kenya Union Conference								Oakwood University . . . . .																																																							
University of Eastern Africa Baraton . . . . .								G	2,944	4,948	699	146	146	169	G	1,148	1,452	234	218	219	234																																										
Totals (9) . . . . .								Southwestern Union Conference																																																							
								Southwestern Adventist University . . . . .																																																							
								Totals (13) . . . . .																																																							
								12,250								20,939								5,872								2,566								4,656								3,241															
EURO-ASIA DIVISION								NORTHERN ASIA-PACIFIC DIVISION																																																							
Ukrainian Union Conference								Japan Union Conference																																																							
Ukrainian Adv Center of Higher Edu . . . . .								C	458	696	60	25	41	56	Saniku Gakuin College . . . . .																																																
West Russian Union Conference								Korean Union Conference																																																							
Zaoksky Adventist University . . . . .								G	223	234	44	23	23	48	Sahmyook Health University College . . . . .																																																
Totals (2) . . . . .								Sahmyook University . . . . .																																																							
								G								872								5,019								1,297								208								222								133							
								Attached Field: Taiwan Conference																																																							
								Taiwan Adventist College . . . . .																																																							
								Totals (4) . . . . .																																																							
								1,237								6,701								1,828								295								329								233															
INTER-AMERICAN DIVISION								SOUTH AMERICAN DIVISION																																																							
Caribbean Union Conference								Argentina Union Conference																																																							
University of the Southern Caribbean . . . . .								G	792	2,930	437	71	104	186	Misiones Adventist College . . . . .																																																
Chiapas Mexican Union Conference								Bolivia Union Mission																																																							
Linda Vista University . . . . .								G	544	556	136	66	66	81	River Plate Adventist University . . . . .																																																
Cuban Union Conference								Bolivia Adventist University . . . . .																																																							
Cuba Adv Theological Seminary . . . . .								C	84	84	32	13	13	23	G	478	1,436	207	66	123	5																																										
Dominican Union Conference								Central Brazil Union Conference																																																							
Dominican Adventist University . . . . .								C	1,036	1,995	614	164	180	47	Brazil Adventist University - Virtual . . . . .																																																
Haitian Union Mission								Brazil Adventist University																																																							
Adventist University of Haiti . . . . .								C	526	698	117	110	139	6	Engenheiro Coelho Campus . . . . .																																																
Jamaica Union Conference								Hortolandia Campus . . . . .																																																							
Northern Caribbean University . . . . .								G	1,161	3,617	759	88	113	331	G	1,155	1,658	104	121	197	20																																										
North Colombian Union Conference								Sao Paulo Campus . . . . .																																																							
Colombia Adventist University Corp . . . . .								C	973	1,411	160	99	200	100	G	975	2,839	903	325	486	261																																										
North Mexican Union Conference								Latin-American Adv Theol Seminary . . . . .																																																							
Montemorelos University . . . . .								G	2,267	2,354	486	265	285	174	Chile Union Mission																																																
Navojoa University . . . . .								C	263	278	56	58	65	21	Chile Adventist University . . . . .																																																
Puerto Rican Union Conference								East Brazil Union Mission																																																							
Antillean Adventist University . . . . .								G	439	986	262	42	42	86	Bahia Adventist College . . . . .																																																
Inter-American Adv Theol Seminary . . . . .								G	490	490	37	22	22	11	Ecuador Union Mission																																																
South Central American Union Mission								Ecuador Adventist College . . . . .																																																							
Central American Adv University . . . . .								C	348	372	50	57	64	23	North Brazil Union Mission																																																
West Venezuela Union Mission								Amazonia Adventist College . . . . .																																																							
Adventist Univ Inst of Venezuela . . . . .								C	344	367	91	40	47	78	North Peru Union Mission																																																
Totals (13) . . . . .								Peruvian Union University (Lima) . . . . .																																																							
								Juliacá Campus . . . . .																																																							
								Tarapoto Campus . . . . .																																																							
								Paraguay Union of Churches Mission																																																							
								Paraguay Adventist University (2020) . . . . .																																																							
								South Brazil Union Conference																																																							
								Parana Adventist College . . . . .																																																							
								Southeast Brazil Union Conference																																																							
								Minas Gerais Adventist College . . . . .																																																							
								Totals (18) . . . . .																																																							
								16,405								30,830								4,251								2,679								4,094								1,082															
INTER-EUROPEAN DIVISION								SOUTH PACIFIC DIVISION																																																							
Austrian Union of Churches Conference								Australian Union Conference																																																							
Bogenhofen Seminary . . . . .								C	65	74	27	12	12	20	Avondale University . . . . .																																																
Czecho-Slovakian Union Conference								Papua New Guinea Union Mission																																																							
Czecho-Slovakian Un Adv Theol Inst . . . . .								C	33	33	4	18	18	2	Pacific Adventist University . . . . .																																																
Franco-Belgian Union Conference								Sonoma Adventist College . . . . .																																																							
Adventist University of France . . . . .								G	109	115	14	10	16	3	Trans Pacific Union Mission																																																
Italian Union of Churches Conference								Atofi College of Nursing (2020) . . . . .																																																							
Italian Adventist University Villa Aurora . . . . .								G	55	92	7	10	12	6	Fulton Adventist University College . . . . .																																																
North German Union Conference								Totals (5) . . . . .																																																							
Friedensau Adventist University . . . . .								G	111	217	29	18	25	41	2,450								3,978								940								166								185								357								
Romanian Union Conference								SOUTHERN AFRICA-INDIAN OCEAN DIVISION																																																							
Adventus University Cernica . . . . .								C	126	160	40	19	29	33	Indian Ocean Union Conference																																																
Spanish Union of Churches Conference								Adventist University Zurcher . . . . .																																																							
Sagunto Adventist College . . . . .								C	75	75	...	21	21	2	Malawi Union Conference																																																
Totals (7) . . . . .								Malawi Adventist University . . . . .																																																							
								Mozambique Union Mission																																																							
								Totals (5) . . . . .																																																							
								314								382								90								21								40								54															
								674								1,204								425								56								66								133															
NORTH AMERICAN DIVISION																																																															
Canada, SDA Church in																																																															
Burman University . . . . .								C	226	350	93	25	50	70																																																	
Columbia Union Conference																																																															
Kettering College . . . . .								C	92	810	230	27	82	48																																																	
Washington Adventist University . . . . .								G	344	688	267	108	216	91																																																	

Division and Institution	Category (SDA Yearbook 2022 ed. p. 501)	Enrollment and Graduates			Teachers and Other Employees		
		SDA Enrollment	Total Enrollment	Graduates	SDA Teachers	Total Teachers	Other Employees
<b>PART 1—Tertiary Institutions (Cont'd)</b>							
<b>SOUTHERN AFRICA-INDIAN OCEAN DIVISION (CONT'D)</b>							
Mozambique Adventist Seminary . . . . .	C	64	358	84	16	37	18
Southern Africa Union Conference							
Helderberg College of Higher Education	C	161	284	59	38	41	53
Southern Zambia Union Conference							
Rusangu University . . . . .	C	2,619	3,825	660	55	61	61
South-Western Angola Union Mission							
Bongo Adv Higher Polytechnic Inst. . . . .	C	111	111	...	8	8	34
Zimbabwe West Union Conference							
Solusi University . . . . .	G	674	1,187	396	91	121	132
Totals (7) . . . . .		4,617	7,351	1,714	285	374	485
<b>SOUTHERN ASIA DIVISION</b>							
<b>East-Central India Union Section</b>							
Flaiz Adventist College . . . . .	C	98	104	20	13	17	9
Metas Adv College (Nuzvid) (2019) . . . . .	C	1,047	1,164	...	37	45	24
<b>Northeast India Union Section</b>							
Northeast Adventist University . . . . .	C	146	296	28	30	50	8
<b>Northern India Union Section</b>							
Metas Adventist College (Ranchi) . . . . .	C	62	864	102	42	54	8
Roorkee Adventist College . . . . .	C	39	258	81	17	22	9
<b>South-Central India Union Section</b>							
Lowry Adventist College . . . . .	C	227	594	171	30	47	9
<b>Southeast India Union Section</b>							
Vellore Adv College of Education . . . . .	C	61	165	93	1	7	6
<b>Western India Union Section</b>							
Metas Adventist College (Surat) . . . . .	C	24	1,008	359	19	37	24
Spicer Adventist University . . . . .	G	154	202	63	56	75	47
Totals (9) . . . . .		1,858	4,655	917	245	354	144
<b>SOUTHERN ASIA-PACIFIC DIVISION</b>							
<b>Bangladesh Union Mission</b>							
Bangladesh Adv Sem and Coll (2020) . . . . .	C	87	95	12	16	16	4
<b>Central Philippine Union Conference</b>							
Central Philippine Adv College . . . . .	C	765	933	150	56	56	41
<b>East Indonesia Union Conference</b>							
Klabat University . . . . .	C	139	439	136	23	23	12
<b>Myanmar Union Mission</b>							
Myanmar Union Adventist Seminary . . . . .	C	416	446	89	42	42	21
<b>North Philippine Union Conference</b>							
Adv Intl Inst of Advanced Stud* (2019) . . . . .	G	713	714	123	39	39	73
Adventist University of the Philippines . . . . .	G	2,167	2,892	300	187	204	251
Manila Adventist College (2020) . . . . .	C	292	639	135	50	51	27
Naga View Adventist College . . . . .	C	131	143	16	12	12	8
Northeast Luzon Adv College . . . . .	C	60	63	11	7	7	1
Northern Luzon Adventist College . . . . .	G	408	550	43	38	38	...
<b>Pakistan Union Section</b>							
Pakistan Adv Sem and College (2019) . . . . .	C	43	49	...	8	8	...
<b>South Philippine Union Conference</b>							
Mountain View College . . . . .	C	1,182	1,184	122	68	70	91
Northern Mindanao Adventist College . . . . .	C	182	721	...	50	58	34
South Philippine Adventist College . . . . .	C	586	626	...	27	27	37
<b>Southeast Asia Union Mission</b>							
Adv Coll of Nursing & Health Sci (2020) . . . . .	C	120	278	48	6	25	5
Asia-Pacific International Univ (2020) . . . . .	G	500	985	250	67	97	83
<b>West Indonesia Union Mission</b>							
Indonesia Adventist University . . . . .	C	1,731	1,923	548	83	83	...
Surya Nusantara Adventist College . . . . .	C	287	366	65	26	27	11
Totals (18) . . . . .		9,809	13,046	2,048	805	883	699
<b>TRANS-EUROPEAN DIVISION</b>							
<b>Adriatic Union Conference</b>							
Adriatic Union College . . . . .	C	33	34	11	3	3	2
<b>British Union Conference</b>							
Newbold College of Higher Education . . . . .	G	99	99	67	9	9	19
<b>Hungarian Union Conference</b>							
Hungarian Adv Theological College . . . . .	C	53	82	28	29	34	4
<b>Polish Union Conference</b>							
Polish Sr Coll of Theol & Humanities . . . . .	C	66	1,390	183	31	77	12
<b>South-East European Union Conference</b>							
Belgrade Theological Seminary . . . . .	C	25	26	2	14	14	6
Totals (5) . . . . .		276	1,631	291	86	137	43
<b>WEST-CENTRAL AFRICA DIVISION</b>							
<b>Cameroon Union Mission</b>							
Adventist University Cosendai . . . . .	C	190	630	204	53	123	40
<b>Eastern Nigeria Union Conference</b>							
Clifford University . . . . .	C	246	369	77	69	96	73
<b>Southern Ghana Union Conference</b>							
Valley View University . . . . .	G	2,874	6,413	1,825	69	90	343

Division and Institution	Category (SDA Yearbook 2022 ed. p. 501)	Enrollment and Graduates			Teachers and Other Employees		
		SDA Enrollment	Total Enrollment	Graduates	SDA Teachers	Total Teachers	Other Employees
<b>WEST-CENTRAL AFRICA DIVISION (CONT'D)</b>							
Adventist University of West Africa . . . . .	C	253	917	169	41	60	48
<b>Western Nigeria Union Conference</b>							
Babcock University (2020) . . . . .	G	604	10,064	2,079	292	530	565
Totals (5) . . . . .		4,167	18,393	4,354	524	899	1,069
<i>Attached to the General Conference:</i>							
<b>CHINESE UNION MISSION</b>							
Chinese Adventist Seminary . . . . .	C	734	734	106	8	8	8
Hong Kong Adventist College . . . . .	C	24	104	6	10	25	36
Totals (2) . . . . .		758	838	112	18	33	44
<b>MIDDLE EAST AND NORTH AFRICA UNION MISSION</b>							
Middle East University . . . . .	G	68	189	18	22	37	12
		72,088	141,115	28,337	9,517	14,221	9,364
<b>WORLD TOTALS 2021 (118) . . . . .</b>							

\*General Conference institutions are listed in the division where the home campus is located.  
 Note—Dates in parentheses following the entries indicate the year of the most recent report.

Division and Union	Schools	Enrollment and Graduates			Teachers and Other Employees		
		SDA Enrollment	Total Enrollment	Graduates	SDA Teachers	Total Teachers	Other Employees

<b>PART 2—Worker Training Institutions</b>							
<b>EAST-CENTRAL AFRICA DIVISION</b>							
East Congo Union Mission (2018) . . . . .	1	...	...	...	...	...	...
East Kenya Union Conference . . . . .	2	17	33	...	6	11	1
Northern Tanzania Union Conference	1	35	47	...	10	11	...
Rwanda Union Mission . . . . .	3	726	1,041	79	36	45	19
Uganda Union Mission . . . . .	1	4	15	...	2	6	2
West Congo Union Mission . . . . .	15	1,521	3,176	...	57	109	6
West Kenya Union Conference (2019)	4	900	1,228	65	57	66	44
Totals . . . . .	27	3,203	5,540	144	168	248	72
<b>EURO-ASIA DIVISION</b>							
Ukrainian Union Conference . . . . .	1	75	125	...	5	6	...
West Russian Union Conference . . . . .	1	10	17	14	2	2	...
Totals . . . . .	2	85	142	14	7	8	...
<b>INTER-AMERICAN DIVISION</b>							
Belize Union Mission . . . . .	1	60	60	15	9	9	5
<b>INTER-EUROPEAN DIVISION</b>							
Romanian Union Conference . . . . .	2	51	172	...	24	26	7
<b>SOUTH PACIFIC DIVISION</b>							
Australian Union Conference . . . . .	1	56	61	15	2	2	...
Trans Pacific Union Mission . . . . .	1	173	217	43	17	17	5
Totals . . . . .	2	229	278	58	19	19	5
<b>SOUTHERN AFRICA-INDIAN OCEAN DIVISION</b>							
Botswana Union Conference . . . . .	1	23	221	62	12	27	55
North-Eastern Angola Union Miss . . . . .	1	301	756	...	20	30	11
Southern Africa Union Conference . . . . .	1	19	156	102	14	16	18
Southern Zambia Union Conference . . . . .	1	76	204	...	13	17	27
Totals . . . . .	4	419	1,337	164	59	90	111
<b>SOUTHERN ASIA DIVISION</b>							
Southwest India Union Section . . . . .	1	21	148	37	3	18	15
<b>SOUTHERN ASIA-PACIFIC DIVISION</b>							
Bangladesh Union Mission (2020) . . . . .	1	68	111	23	5	5	16
East Indonesia Union Conference . . . . .	1	13	58	19	8	9	5
Pakistan Union Section (2019) . . . . .	1	42	160	57	5	13	4
Totals . . . . .	3	123	329	99	18	27	25
<b>TRANS-EUROPEAN DIVISION</b>							
Adriatic Union Conference . . . . .	...	...	...	...	...	...	...
South-East European Union Conf . . . . .	...	...	...	...	...	...	...
Totals . . . . .	...	...	...	...	...	...	...
<b>WEST-CENTRAL AFRICA DIVISION</b>							
Cameroon Union Mission . . . . .	2	58	120	...	8	19	6
Eastern Sahel Union Mission . . . . .	2	2	31	...	5	12	1
Northern Ghana Union Conference . . . . .	3	1,313	3,096	...	116	174	71
Southern Ghana Union Conference . . . . .	2	405	1,209	...	14	52	...
Totals . . . . .	9	1,778	4,456	...	143	257	78

Division and Union	Schools	Enrollment and Graduates			Teachers and Other Employees		
		SDA Enrollment	Total Enrollment	Graduates	SDA Teachers	Total Teachers	Other Employees

## PART 2—Worker Training Institutions (Cont'd)

WORLD TOTALS 2021 ..... 51 5,969 12,462 531 450 702 318

Note—Dates in parentheses following the entries indicate the year of the most recent report.

Division and Institution	Schools	Enrollment and Graduates			Teachers and Other Employees		
		SDA Enrollment	Total Enrollment	Graduates	SDA Teachers	Total Teachers	Other Employees

## PART 3—Secondary Schools

## EAST-CENTRAL AFRICA DIVISION

Burundi Union Mission	27	1,715	4,176	426	122	271	102
East Congo Union Mission	143	11,480	23,393	1,116	481	776	122
East Kenya Union Conference	27	1,317	1,942	150	127	157	122
Eastern Ethiopia Union Mission	8	403	3,945	...	94	181	159
North East Congo Union Mission	461	50,098	88,489	2,850	3,159	5,268	480
Northern Tanzania Union Conference	15	3,078	4,076	...	239	246	238
Rwanda Union Mission	21	6,226	11,947	1,944	204	367	107
Southern Tanzania Union Mission	6	795	1,147	199	71	71	50
Uganda Union Mission	32	3,084	7,118	178	144	393	228
West Congo Union Mission	277	11,631	39,723	87	1,409	2,945	108
West Kenya Union Conference	16	1,733	2,375	692	129	152	121
Western Ethiopia Union Mission (2020)	2	909	2,495	...	43	65	45
Attached Fields	3	70	750	...	9	22	6
Totals	1,038	92,539	191,576	7,642	6,231	10,914	1,888

## EURO-ASIA DIVISION

Caucasus Union Mission	1	...	14	...	1	6	...
East Russian Union Mission	2	17	57	3	12	16	...
Far Eastern Union of Churches Mission	1	5	11	...	3	4	1
Moldova Union of Churches Conference	1	13	71	11	5	21	3
Southern Union Mission	1	7	171	4	5	20	17
Ukrainian Union Conference	17	392	843	34	140	198	63
West Russian Union Conference	8	168	373	54	60	90	30
Attached Fields	1	6	21	4	6	6	...
Totals	32	608	1,561	110	232	361	114

## INTER-AMERICAN DIVISION

Atlantic Caribbean Union Mission	4	350	798	104	57	58	24
Belize Union Mission	5	465	1,473	305	89	89	33
Caribbean Union Conference	14	1,582	2,990	569	243	247	73
Central Mexican Union Mission	5	208	399	102	62	65	14
Chiapas Mexican Union Conference	25	1,508	2,629	305	204	204	62
Dominican Union Conference	26	1,308	4,657	621	259	286	212
East Venezuela Union Mission	11	739	3,024	540	120	176	111
El Salvador Union Mission	22	632	1,917	412	103	106	24
French Antilles-Guiana Union Conf	3	635	1,824	488	68	126	66
Guatemala Union Mission	27	652	2,189	388	222	226	66
Haitian Union Mission	1	31	79	34	15	15	...
Honduras Union Mission	15	447	1,488	279	133	145	28
Inter-Oceanic Mexican Union Conf	31	1,661	3,297	667	230	252	85
Jamaica Union Conference	8	856	1,866	207	124	133	64
North Colombian Union Conference	18	1,239	3,914	521	236	250	58
North Mexican Union Conference	28	1,220	2,348	494	152	152	81
Panama Union Mission	13	779	2,187	441	143	143	52
Puerto Rican Union Conference	12	494	1,256	219	98	98	87
South Central American Union Mission	13	631	2,105	464	112	119	83
South Colombian Union Conference	12	673	2,263	347	126	133	43
Southeast Mexican Union Mission	14	1,295	2,539	769	174	178	59
West Venezuela Union Mission	18	651	4,298	740	109	234	53
Totals	325	18,056	49,540	9,016	3,079	3,435	1,378

## INTER-EUROPEAN DIVISION

Austrian Union of Churches Conference	7	117	150	47	54	55	1
Franco-Belgian Union Conference	1	47	145	20	14	19	17
North German Union Conference	1	1	45	15	2	10	3
Portuguese Un of Churches Conf	1	51	79	...	22	28	8
Romanian Union Conference	6	489	824	118	64	92	64
South German Union Conference	6	159	935	124	88	131	29
Spanish Union of Churches Conference	3	185	560	...	34	49	12
Swiss Union Conference	1	10	22	9	5	5	1
Totals	26	1,059	2,760	333	283	389	135

## NORTH AMERICAN DIVISION

Atlantic Union Conference	7	294	537	...	64	65	42
Canada, SDA Church in	16	519	984	...	189	189	164
Columbia Union Conference	9	496	1,142	...	160	175	135
Lake Union Conference	8	383	685	...	103	104	70

Division and Institution	Schools	Enrollment and Graduates			Teachers and Other Employees		
		SDA Enrollment	Total Enrollment	Graduates	SDA Teachers	Total Teachers	Other Employees

## NORTH AMERICAN DIVISION (CONT'D)

Mid-America Union Conference	7	317	582	...	85	87	87
North Pacific Union Conference	15	786	1,380	...	192	198	166
Pacific Union Conference	29	1,816	2,541	...	408	410	337
Southern Union Conference	12	1,078	1,931	...	197	198	59
Southwestern Union Conference	7	361	704	...	106	109	71
Attached Field	7	294	420	...	72	75	45
Totals	117	6,344	10,906	...	1,576	1,610	1,176

## NORTHERN ASIA-PACIFIC DIVISION

Japan Union Conference	3	193	316	112	49	49	27
Korean Union Conference	10	1,990	4,579	1,624	333	380	52
Attached Fields	3	92	281	57	28	47	23
Totals	16	2,275	5,176	1,793	410	476	102

## SOUTH AMERICAN DIVISION

Argentina Union Conference	37	2,816	6,895	1,148	753	962	4
Bolivia Union Mission	27	3,004	5,700	1,003	252	360	79
Central Brazil Union Conference	49	2,200	9,886	3,000	596	718	952
Chile Union Mission	29	2,634	7,576	1,749	463	569	483
East Brazil Union Mission	13	724	1,908	553	117	167	205
Ecuador Union Mission	11	565	1,100	319	80	114	38
North Brazil Union Mission	13	1,163	2,251	657	126	191	207
North Peru Union Mission	28	2,039	3,700	752	266	300	64
Northeast Brazil Union Mission	8	387	1,152	338	57	124	167
Northwest Brazil Union Mission	10	458	1,584	407	102	129	124
Paraguay Union of Churches Mission	6	114	487	60	58	80	13
South Brazil Union Conference	40	1,829	6,159	1,742	423	537	850
South Peru Union Mission	38	2,496	4,205	805	302	333	69
Southeast Brazil Union Conference	18	901	2,386	659	183	243	347
Uruguay Union of Churches Mission	2	119	350	36	24	62	11
West Central Brazil Union Mission	20	880	3,147	871	174	303	488
Totals	349	22,329	58,486	14,099	3,976	5,192	4,101

## SOUTH PACIFIC DIVISION

Australian Union Conference	30	1,753	6,852	812	479	581	56
New Zealand Pacific Un Conference	5	354	779	119	45	71	36
Papua New Guinea Union Mission	13	4,178	6,000	1,463	203	212	39
Trans Pacific Union Mission	39	5,295	7,432	1,635	437	464	90
Totals	87	11,580	21,063	4,029	1,164	1,328	221

## SOUTHERN AFRICA-INDIAN OCEAN DIVISION

Botswana Union Conference	2	64	298	...	29	34	23
Indian Ocean Union Conference	65	2,293	10,392	...	421	703	135
Malawi Union Conference	7	1,141	1,882	397	110	111	57
Mozambique Union Mission	8	892	2,891	...	126	202	28
North-Eastern Angola Union Mission	11	2,630	5,913	...	115	215	63
Northern Zambia Union Conference	7	1,194	2,116	322	91	126	58
Southern Africa Union Conference	9	309	1,951	221	74	126	60
Southern Zambia Union Conference	3	1,111	1,700	105	65	85	28
South-Western Angola Union Mission	18	2,022	5,804	...	144	355	113
Zimbabwe Central Union Conference	12	2,248	3,956	82	104	188	125
Zimbabwe East Union Conference	23	3,323	7,403	...	210	362	137
Zimbabwe West Union Conference	14	2,215	4,980	595	170	307	67
Attached Field	1	...	...	...	...	...	...
Totals	180	19,442	49,286	1,722	1,659	2,814	894

## SOUTHERN ASIA DIVISION

East-Central India Union Section	22	1,986	7,154	531	329	460	125
Northeast India Union Section	24	1,794	8,877	403	418	483	123
Northern India Union Section	12	848	8,670	595	223	471	215
South-Central India Un Section	19	362	5,511	552	272	403	109
Southeast India Union Section	47	1,585	35,822	2,667	787	2,092	587
Southwest India Union Section	14	176	2,659	76	108	242	75
Western India Union Section	19	1,471	40,357	2,237	608	1,216	499
Totals	157	8,222	109,050	7,061	2,745	5,367	1,733

## SOUTHERN ASIA-PACIFIC DIVISION

Bangladesh Union Mission	8	760	1,806	350	94	97	29
Central Philippine Union Conference	7	1,974	2,907	496	150	150	32
East Indonesia Union Conference	73	2,888	7,642	2,487	634	782	137
Myanmar Union Mission	9	1,295	2,255	61	166	167	1
North Philippine Union Conference	14	2,488	4,325	1,162	230	230	58
Pakistan Union Section	7	170	534	9	30	37	3
South Philippine Union Conference	9	3,620	5,564	1,427	239	243	30
Southeast Asia Union Mission	13	487	3,303	267	204	269	46
West Indonesia Union Mission	77	3,459	9,167	2,722	721	1,122	222
Attached Fields	4	413	3,233	320	78	218	35
Totals	221	17,554	40,736	9,301	2,546	3,315	593

## TRANS-EUROPEAN DIVISION

Adriatic Union Conference	1	11	214	57	17	52	18
British Union Conference	2	44	85	26	27	36	17

Division and Institution	Schools	Enrollment and Graduates			Teachers and Other Employees		
		SDA Enrollment	Total Enrollment	Graduates	SDA Teachers	Total Teachers	Other Employees
<b>PART 3—Secondary Schools (Cont'd)</b>							
<b>TRANS-EUROPEAN DIVISION (CONT'D)</b>							
Danish Union of Churches Conference	5	54	329	80	25	40	10
Finland Union of Churches Conference	3	45	231	55	21	39	13
Norwegian Union Conference	1	66	196	70	27	28	15
South-East European Union Conf	1	39	42	6	4	20	6
Swedish Union of Churches Conference	1	5	30	9	11	11	12
Attached Fields	1	...	...	...	...	...	...
<b>Totals</b>	<b>15</b>	<b>264</b>	<b>1,127</b>	<b>303</b>	<b>132</b>	<b>226</b>	<b>91</b>
<b>WEST-CENTRAL AFRICA DIVISION</b>							
Cameroon Union Mission	17	5,175	19,909	5,314	1,099	1,674	102
Central African Union Mission	16	716	4,555	877	101	306	106
Eastern Nigeria Union Conference	5	1,349	3,431	317	163	180	232
Eastern Sahel Union Mission	11	41	1,949	1,041	68	95	36
Northern Ghana Union Conference	33	5,291	17,524	...	300	792	192
Northern Nigeria Union Conf (2020)	4	478	899	215	50	74	21
Southern Ghana Union Conference	3	400	1,435	...	35	139	38
West African Union Mission	18	860	10,693	1,653	132	428	161
Western Nigeria Union Conference	11	786	3,770	623	220	317	213
Western Sahel Union Mission (2020)	10	44	660	...	12	42	16
<b>Totals</b>	<b>128</b>	<b>15,140</b>	<b>64,825</b>	<b>10,040</b>	<b>2,180</b>	<b>4,047</b>	<b>1,117</b>
<i>Attached to the General Conference:</i>							
Chinese Union Mission	4	41	1,447	220	59	161	83
Middle East & North Africa Un Mission	4	52	1,292	85	43	157	33
<b>WORLD TOTALS 2021</b>	<b>2,699</b>	<b>215,505</b>	<b>608,831</b>	<b>65,754</b>	<b>26,315</b>	<b>39,792</b>	<b>13,659</b>

Note—Dates in parentheses following the entries indicate the year of the most recent report.

Division and Union	Schools	Enrollment		Teachers and Other Employees		
		SDA Enrollment	Total Enrollment	SDA Teachers	Total Teachers	Other Employees
<b>PART 4—Primary Schools*</b>						
<b>EAST-CENTRAL AFRICA DIVISION</b>						
Burundi Union Mission	52	11,697	26,465	292	608	54
East Congo Union Mission	350	14,249	48,118	1,112	1,220	170
East Kenya Union Conference	105	8,070	15,581	586	791	334
Eastern Ethiopia Union Mission	37	1,401	10,353	189	384	174
North East Congo Union Mission	1,031	156,251	245,155	5,492	6,597	808
Northern Tanzania Union Conference	15	2,143	4,170	154	192	169
Rwanda Union Mission	55	15,542	35,599	426	928	203
Southern Tanzania Union Mission	7	922	2,278	99	114	109
Uganda Union Mission	220	7,493	21,544	237	711	167
West Congo Union Mission	440	32,553	94,593	2,155	2,848	18
West Kenya Union Conference	16	2,485	3,453	163	173	84
Attached Fields	37	2,750	9,241	227	353	89
<b>Totals</b>	<b>2,365</b>	<b>255,556</b>	<b>516,550</b>	<b>11,132</b>	<b>14,919</b>	<b>2,379</b>
<b>EURO-ASIA DIVISION</b>						
Caucasus Union Mission	3	9	270	5	21	19
East Russian Union Mission	5	28	71	19	24	2
Far Eastern Union of Churches Mission	1	3	13	2	2	...
Moldova Union of Churches Conf	1	20	102	4	15	3
Southern Union Mission	2	18	230	10	19	3
Ukrainian Union Conference	24	337	1,047	130	171	83
West Russian Union Conference	10	122	268	31	40	11
Attached Fields	1	6	30	5	8	2
<b>Totals</b>	<b>47</b>	<b>543</b>	<b>2,031</b>	<b>206</b>	<b>300</b>	<b>123</b>
<b>INTER-AMERICAN DIVISION</b>						
Atlantic Caribbean Union Mission	3	215	427	30	30	11
Belize Union Mission	38	1,006	4,029	197	209	19
Caribbean Union Conference	39	3,375	6,846	394	408	157
Central Mexican Union Mission	5	262	422	60	62	17
Chiapas Mexican Union Conference	29	2,172	3,703	228	228	68
Dominican Union Conference	52	1,357	5,656	397	443	283
Dutch Caribbean Union Mission	2	269	686	35	44	5
East Venezuela Union Mission	12	495	2,184	115	120	100
El Salvador Union Mission	24	861	2,957	158	160	28
French Antilles-Guiana Union Conf	9	672	1,921	80	81	74
Guatemala Union Mission	30	1,164	3,452	244	245	74
Haitian Union Mission	1	98	351	14	14	...
Honduras Union Mission	20	513	1,729	127	144	17
Inter-Oceanic Mexican Union Conf	43	2,365	4,569	360	375	73
Jamaica Union Conference	19	1,081	2,543	168	181	76

Division and Union	Schools	Enrollment		Teachers and Other Employees		
		SDA Enrollment	Total Enrollment	SDA Teachers	Total Teachers	Other Employees
<b>INTER-AMERICAN DIVISION (CONT'D)</b>						
North Colombian Union Conference	19	1,078	2,674	164	169	40
North Mexican Union Conference	36	1,339	2,623	233	234	79
Panama Union Mission	26	863	2,864	200	200	78
Puerto Rican Union Conference	15	454	1,435	112	115	81
South Central American Union Mission	30	1,178	3,935	252	264	108
South Colombian Union Conference	18	475	1,867	126	135	18
Southeast Mexican Union Mission	13	979	2,177	141	141	41
West Venezuela Union Mission	23	610	4,234	232	252	63
<b>Totals</b>	<b>506</b>	<b>22,881</b>	<b>63,284</b>	<b>4,067</b>	<b>4,254</b>	<b>1,510</b>
<b>INTER-EUROPEAN DIVISION</b>						
Austrian Union of Churches Conference	7	67	98	17	17	8
Czecho-Slovakian Union Conference	1	46	281	14	38	11
Franco-Belgian Union Conference	1	48	134	8	9	11
North German Union Conference	2	3	99	4	9	6
Portuguese Union of Churches Conf	5	92	315	14	18	19
Romanian Union Conference	44	803	2,914	246	330	142
South German Union Conference	10	105	252	24	24	3
Spanish Union of Churches Conference	4	292	636	42	50	3
Swiss Union Conference	3	22	39	10	12	3
<b>Totals</b>	<b>77</b>	<b>1,478</b>	<b>4,768</b>	<b>379</b>	<b>507</b>	<b>206</b>
<b>NORTH AMERICAN DIVISION</b>						
Atlantic Union Conference	49	2,272	2,387	216	234	127
Canada, SDA Church in	36	2,544	2,874	127	127	73
Columbia Union Conference	66	3,787	4,159	260	273	143
Lake Union Conference	62	1,726	1,965	163	166	...
Mid-America Union Conference	59	1,545	1,671	146	150	39
North Pacific Union Conference	93	5,069	5,381	360	367	275
Pacific Union Conference	103	6,154	6,507	338	339	342
Southern Union Conference	143	7,680	8,368	711	720	659
Southwestern Union Conference	55	2,123	2,400	183	187	74
Attached Field	10	1,033	1,307	31	31	14
<b>Totals</b>	<b>676</b>	<b>33,933</b>	<b>37,019</b>	<b>2,535</b>	<b>2,594</b>	<b>1,746</b>
<b>NORTHERN ASIA-PACIFIC DIVISION</b>						
Japan Union Conference	10	134	644	49	49	14
Korean Union Conference	10	873	4,328	130	165	45
Attached Fields	2	31	206	21	25	8
<b>Totals</b>	<b>22</b>	<b>1,038</b>	<b>5,178</b>	<b>200</b>	<b>239</b>	<b>67</b>
<b>SOUTH AMERICAN DIVISION</b>						
Argentina Union Conference	65	4,492	13,788	919	1,062	343
Bolivia Union Mission	35	3,151	7,474	317	411	99
Central Brazil Union Conference	87	10,043	59,691	2,447	2,648	1,622
Chile Union Mission	42	5,259	18,428	807	969	702
East Brazil Union Mission	29	4,246	10,919	527	624	490
Ecuador Union Mission	17	1,769	3,110	150	191	51
North Brazil Union Mission	37	2,593	14,437	550	701	498
North Peru Union Mission	34	3,074	4,792	273	307	65
Northeast Brazil Union Mission	15	1,261	6,917	267	374	240
Northwest Brazil Union Mission	23	2,079	9,723	360	435	343
Paraguay Union of Churches Mission	9	495	1,508	86	109	69
South Brazil Union Conference	78	7,308	38,928	1,774	2,038	1,413
South Peru Union Mission	54	3,936	7,712	432	449	96
Southeast Brazil Union Conference	40	3,850	18,353	874	994	710
Uruguay Union of Churches Mission	6	132	559	45	69	17
West Central Brazil Union Mission	36	4,222	21,132	842	1,053	783
<b>Totals</b>	<b>607</b>	<b>57,910</b>	<b>237,471</b>	<b>10,670</b>	<b>12,434</b>	<b>7,541</b>
<b>SOUTH PACIFIC DIVISION</b>						
Australian Union Conference	42	2,467	9,933	450	580	273
New Zealand Pacific Union Conference	18	939	1,723	84	106	44
Papua New Guinea Union Mission	139	19,267	25,956	903	998	33
Trans Pacific Union Mission	136	12,620	18,940	794	824	33
<b>Totals</b>	<b>335</b>	<b>35,293</b>	<b>56,552</b>	<b>2,231</b>	<b>2,508</b>	<b>383</b>
<b>SOUTHERN AFRICA-INDIAN OCEAN DIVISION</b>						
Botswana Union Conference	2	219	891	46	49	30
Indian Ocean Union Conference	92	2,190	11,343	384	410	24
Malawi Union Conference	9	1,310	2,086	78	83	38
Mozambique Union Mission	7	457	3,760	99	133	100
North-Eastern Angola Union Mission	22	2,869	8,967	286	364	113
Northern Zambia Union Conference	7	1,014	2,304	31	59	23
Southern Africa Union Conference	27	1,111	5,307	228	278	83
Southern Zambia Union Conference	19	5,682	10,813	226	332	33
South-Western Angola Union Mission	9	346	3,132	84	144	80
Zimbabwe Central Union Conference	27	4,810	12,675	188	403	43
Zimbabwe East Union Conference	36	4,542	19,901	228	513	62
Zimbabwe West Union Conference	39	4,164	15,258	257	448	74
Attached Field	1	51	236	22	25	27
<b>Totals</b>	<b>297</b>	<b>28,765</b>	<b>96,673</b>	<b>2,157</b>	<b>3,241</b>	<b>730</b>

Division and Union	Schools	Enrollment		Teachers and Other Employees		
		SDA Enrollment	Total Enrollment	SDA Teachers	Total Teachers	Other Employees
PART 4--Primary Schools* (Cont'd)						
SOUTHERN ASIA DIVISION						
East-Central India Union Section	12	157	512	13	29	7
Northeast India Union Section	7	498	2,706	99	121	29
Northern India Union Section	32	646	3,846	145	290	69
South-Central India Union Section	4	1	526	20	30	18
Southeast India Union Section	21	161	3,254	89	245	88
Southwest India Union Section	10	123	1,632	42	111	31
Western India Union Section	1	...	60	5	6	1
Totals	87	1,586	12,536	413	832	243
SOUTHERN ASIA-PACIFIC DIVISION						
Bangladesh Union Mission	153	2,847	13,313	547	585	68
Central Philippine Union Conference	77	2,603	6,730	385	393	61
East Indonesia Union Conference	89	3,351	9,022	550	601	50
Myanmar Union Mission	42	1,092	2,873	196	211	4
North Philippine Union Conference	162	4,571	11,521	744	754	103
Pakistan Union Section	7	211	610	33	38	1
South Philippine Union Conference	81	4,745	10,291	537	544	78
Southeast Asia Union Mission	40	468	3,719	300	358	201
West Indonesia Union Mission	102	3,639	10,587	559	902	180
Attached Fields	2	54	210	19	47	17
Totals	755	23,581	68,876	3,870	4,433	763
TRANS-EUROPEAN DIVISION						
Adriatic Union Conference	1	3	36	2	4	2
British Union Conference	7	210	453	27	56	46
Danish Union of Churches Conference	5	40	274	22	31	6
Finland Union of Churches Conference	4	52	328	16	32	15
Hungarian Union Conference	1	...	131	1	15	4
Norwegian Union Conference	11	181	735	119	205	47
Polish Union Conference	1	21	38	7	8	...

Summary of Educational Institutions and Primary Schools	Institutions and Primary Schools	Enrollment				Graduates				Teachers				Other Employees
		Primary	Secondary	Worker Training	Tertiary	Primary	Secondary	Worker Training	Tertiary	Primary	Secondary	Worker Training	Tertiary	
Tertiary Institutions	118	...	...	...	141,115	...	...	...	28,337	...	...	...	14,221	9,364
Worker Training Institutions	51	...	...	12,462	...	...	531	...	...	...	702	...	...	318
Secondary Schools	2,699	...	608,831	...	...	...	65,754	...	...	...	39,792	...	...	13,659
Institutional Totals	2,868	...	762,408	...	...	...	94,622	...	...	...	54,715	...	...	23,341
Primary Schools*	6,721	1,302,353	...	...	...	...	...	...	...	56,767	...	...	...	16,493
WORLD TOTALS 2021	9,589	...	2,064,761	...	...	...	94,622	...	...	...	111,482	...	...	39,834
WORLD TOTALS 2020	9,419	...	2,023,844	...	...	...	87,655	...	...	...	113,638	...	...	41,235

\*Not included in the institutional totals.

## TRANS-EUROPEAN DIVISION (CONT'D)

Swedish Union of Churches Conf.	1	24	220	16	26	17
Attached Fields	1	5	51	5	11	4
Totals	32	536	2,266	215	388	141

## WEST-CENTRAL AFRICA DIVISION

Cameron Union Mission	32	1,843	7,649	267	272	22
Central African Union Mission	32	1,665	8,315	150	246	91
Eastern Nigeria Union Conf (2019)	101	765	2,714	126	212	64
Eastern Sahel Union Mission	25	319	1,718	46	69	7
Northern Ghana Union Conference	430	22,798	106,669	1,542	4,913	250
Northern Nigeria Union Conference	37	3,035	4,471	233	282	...
Southern Ghana Union Conference	179	9,526	55,657	1,511	3,382	...
West African Union Mission	35	1,462	7,205	167	374	116
Western Nigeria Union Conference	20	467	903	55	100	41
Western Sahel Union Mission (2019)	16	127	2,008	52	111	30
Totals	907	42,007	197,309	4,149	9,961	621

## Attached to the General Conference:

Chinese Union Mission	2	24	638	37	73	12
Middle East & North Africa Un Mission	6	57	1,202	20	84	28

WORLD TOTALS 2021..... 6,721 505,188 1,302,353 42,281 56,767 16,493

\*Not included in the institutional totals.

Note—In the tables above, dates in parentheses following the entries indicate the year of the most recent report.

## SECTION II—HEALTHCARE INSTITUTIONS

Table 28

Division and Institution	Location	Beds	Average Daily Census (Inpatients)	Admissions (Inpatients)	Outpatient Visits	SDA Employees	Other Employees	Total Employees	Charity Dollars
--------------------------	----------	------	-----------------------------------	-------------------------	-------------------	---------------	-----------------	-----------------	-----------------

## PART 1—Hospitals and Sanitariums

US\$

Parenthesized figures after "Totals" represent the number of hospitals and sanitariums in the divisions.

## EAST-CENTRAL AFRICA DIVISION

East Congo Union Mission									
Lubumbashi Surgical Clinic	Lubumbashi, Dem Rep of the Congo	25	...	430	4,795	30	1	31	1,500
Songa Adventist Hospital	D/S Kamina, Dem Rep of the Congo	76	...	912	5,000	47	...	47	2,500
East Kenya Union Conference									
Better Living Hospital	Nairobi, Kenya	22	...	128	10,500	19	12	31	...
Nairobi Adventist Hospital	Karura, Nairobi, Kenya	90	...	326	11,581	38	10	48	10,000
Nyanchwa Adventist Mission Hospital	Kisii, Kenya	127	40	3,674	21,734	80	3	83	...
North East Congo Union Mission									
Katoyi Adventist Hospital	KCF, DRC	70	4	280	337	9	5	14	...
Northern Tanzania Union Conference									
Heri Adventist Hospital	Kigoma, United Republic of Tanzania	72	35	1,380	7,622	84	13	97	5,309
Mwanza Adventist Medical Centre	Mwanza, Tanzania	60	60	1,440	26,880	52	18	70	70
Rwanda Union Mission									
Mugonero Hospital	Kibuye, Rwanda	120	98	4,009	21,716	63	73	136	2,000
Uganda Union Mission									
Ishaka Adventist Hospital	Bushenyi, Uganda	136	66	6,405	17,254	119	71	190	20,000
West Congo Union Mission									
Kinshasa Adventist Health Centre	Kinshasa II, Dem Rep of the Congo	17	...	4	1,460	14	5	19	1,000
Hospital de Lulengele	Lulengele, Dem Rep of the Congo	40	...	12	4,560	15	1	16	50
West Kenya Union Conference									
Baraton Jeremic Community Medical Centre	Eldoret, Kenya	35	9	622	5,842	19	3	22	...

# STATISTICAL REPORT FOR 2021

Division and Institution	Location	Beds	Average Daily Census (Inpatients)	Admissions (Inpatients)	Outpatient Visits	SDA Employees	Other Employees	Total Employees	Charity Dollars
PART 1—Hospitals and Sanitariums (Cont'd)									US\$
<b>EAST-CENTRAL AFRICA DIVISION (CONT'D)</b>									
Kendu Adventist Hospital	Kendu Bay, Kenya	170	47	6,320	31,305	209	18	227	2,893
Western Ethiopia Union Mission									
Gimbie Hospital	Gimbie, West Wollega, Ethiopia	76	26	2,071	12,056	165	7	172	10,000
<b>Totals (15)</b>		<b>1,136</b>	<b>385</b>	<b>28,013</b>	<b>182,642</b>	<b>963</b>	<b>240</b>	<b>1,203</b>	<b>55,322</b>
<b>EURO-ASIA DIVISION</b>									
Ukrainian Union Conference									
Adventist Christian Medical Center	Kyiv, Ukraine	12	1	132	9,906	40	20	60	24,397
<b>INTER-AMERICAN DIVISION</b>									
Belize Union Mission									
La Loma Luz Adventist Hospital	Cayo, Belize	12	22	277	7,295	16	26	42	...
Caribbean Union Conference									
Community Hospital of Seventh-day Adv	Port of Spain, Trinidad	25	1	128	3,289	43	50	93	3,087
Davis Memorial Clinic and Hospital	Georgetown, Guyana	42	14	378	3,831	38	10	48	...
Central Mexican Union Mission									
ACFE Adventist Medical Center	Mexico City, Mexico	28	8	681	6,851	49	7	56	...
Dominican Union Conference									
Vista del Jardin Adventist Medical Center	Santo Domingo, Dominican Republic	65	41	3,528	60,528	234	132	346	...
Dutch Caribbean Union Mission									
Antilles Adventist Hospital	Willemstad, Curacao	80	15	2,578	64,013	56	178	234	...
Haitian Union Mission									
Adventist Hospital of Haiti	Port-au-Prince, Haiti	43	18	1,499	5,669	169	33	202	...
Honduras Union Mission									
Valley of the Angels Hospital	Tegucigalpa, Honduras	30	6	491	15,379	45	53	98	...
Jamaica Union Conference									
Andrews Memorial Hospital	Kingston, Jamaica	60	24	2,562	15,776	159	207	366	35,000
North Mexican Union Conference									
La Carlota Hospital (Montemorelos Univ Hosp)	Montemorelos, Mexico	17	12	1,053	50,174	200	38	238	...
Puerto Rican Union Conference									
Bella Vista Hospital	Mayaguez, Puerto Rico	203	63	5,475	26,947	120	449	569	...
South Central American Union Mission									
Nicaragua Adventist Hospital	Esteli, Nicaragua	20	19	1,200	4,000	15	16	31	...
Southeast Mexican Union Mission									
Southeast Hospital	Villahermosa, Tabasco, Mexico	36	23	821	1,983	169	17	186	...
West Venezuela Union Mission									
Venezuela Adventist Hospital	Barquisimeto, Venezuela	8	2	64	1	26	33	59	7,000
<b>Totals (14)</b>		<b>669</b>	<b>268</b>	<b>20,735</b>	<b>265,736</b>	<b>1,339</b>	<b>1,249</b>	<b>2,568</b>	<b>45,087</b>
<b>INTER-EUROPEAN DIVISION</b>									
North German Union Conference									
Berlin Hospital (Krankenhaus Waldfriede)	Berlin, Germany	210	157	14,000	97,000	52	698	750	120,000
Psychosomatic Privatclinic	Berlin, Germany	16	12	135	220	2	17	19	...
Swiss Union Conference									
La Ligniere Clinic (Lake Geneva Sanitarium)	Gland, Switzerland	94	89	2	2	35	141	177	...
<b>Totals (3)</b>		<b>320</b>	<b>258</b>	<b>14,137</b>	<b>97,222</b>	<b>89</b>	<b>856</b>	<b>946</b>	<b>120,000</b>
<b>NORTH AMERICAN DIVISION</b>									
Columbia Union Conference									
Adventist HealthCare Fort Washington Medical Ctr	Fort Washington, Maryland, USA	28	23	1,666	23,288	16	295	311	570,572
Adventist HealthCare Rehabilitation	Rockville, Maryland, USA	97	78	1,976	47,976	36	413	449	1,077,153
Adventist HealthCare Shady Grove Medical Center	Rockville, Maryland, USA	329	266	17,162	109,965	166	1,942	2,108	9,222,721
Adventist HealthCare White Oak Medical Center	Silver Spring, Maryland, USA	178	144	8,952	39,424	215	968	1,183	9,260,957
Fort Hamilton Hospital, The	Hamilton, Ohio, USA	220	112	6,909	109,494	...	...	932	13,667,695
Grandview Hospital and Medical Center	Dayton, Ohio, USA	279	169	10,038	366,964	...	...	1,779	36,808,328
Greene Memorial Hospital	Xenia, Ohio, USA	41	7	626	118,057	...	...	235	5,454,879
Kettering Behavioral Medicine Center	Dayton, Ohio, USA	60	33	2,530	...	...	...	204	1,235,838
Kettering Medical Center	Kettering, Ohio, USA	494	352	22,994	330,624	...	...	3,283	37,157,324
Kettering Medical Center Sycamore	Miamisburg, Ohio, USA	130	85	9,129	139,769	...	...	871	14,146,876
Soin Medical Center	Beavercreek, Ohio, USA	176	128	8,788	124,081	...	...	1,183	18,502,182
Southview Medical Center	Dayton, Ohio, USA	128	60	4,299	169,215	...	...	647	10,471,668
Troy Hospital	Troy, Ohio, USA	28	18	1,492	57,787	...	...	242	5,680,813
Lake Union Conference									
AdventHealth Durand	Durand, Wisconsin, USA	25	2	166	30,318	5	103	108	124,958
Adventist Bolingbrook Hospital	Bolingbrook, Illinois, USA	138	71	5,724	147,635	...	...	552	4,534,256
Adventist GlenOaks Hospital	Glendale Heights, Illinois, USA	143	76	5,157	38,659	...	...	437	2,480,843
Adventist Hinsdale Hospital	Hinsdale, Illinois, USA	261	126	9,929	161,399	...	...	920	2,996,204
Adventist La Grange Memorial Hospital	La Grange, Illinois, USA	186	101	7,056	84,484	...	...	582	2,577,937
Mid-America Union Conference									
AdventHealth Ottawa	Ottawa, Kansas, USA	44	10	1,156	70,318	2	324	326	1,396,371
AdventHealth Shawnee Mission	Shawnee Mission, Kansas, USA	504	228	19,290	672,670	102	3,445	3,547	14,802,482
AdventistHealth South Overland Park	Overland Park, Kansas, USA	85	5	168	2,994	...	...	46	546,991
Avista Adventist Hospital	Louisville, Colorado, USA	114	37	4,098	109,514	...	...	462	4,102,487
Castle Rock Adventist Hospital	Castle Rock, Colorado, USA	90	34	3,624	154,266	...	...	508	2,371,227
Littleton Adventist Hospital	Littleton, Colorado, USA	231	110	8,996	180,447	...	...	999	5,242,745
Parker Adventist Hospital	Parker, Colorado, USA	170	97	8,402	270,121	...	...	1,027	5,792,408
Porter Adventist Hospital	Denver, Colorado, USA	368	123	7,743	217,891	...	...	1,122	6,697,593
North Pacific Union Conference									
Adventist Health Portland	Portland, Oregon, USA	302	84	7,482	178,901	...	...	913	4,409,890
Adventist Health Tillamook	Tillamook, Oregon, USA	49	11	1,075	97,359	...	...	235	2,545,252
Pacific Union Conference									
Adventist Health (System)	Roseville, California, USA	...	...	...	47,852	...	...	3,697	...
Adventist Health and Rideout	Marysville, California, USA	221	309	12,006	111,692	...	...	1,384	9,931,520
Adventist Health Bakersfield	Bakersfield, California, USA	254	192	15,707	155,994	...	...	1,332	2,459,193



## INSTITUTIONAL STATISTICS FOR 2021

Division and Institution	Location	Beds	Average Daily Census (Inpatients)	Admissions (Inpatients)	Outpatient Visits	SDA Employees	Other Employees	Total Employees	Charity Dollars
PART 1—Hospitals and Sanitariums (Cont'd)									US\$
NORTH AMERICAN DIVISION (CONT'D)									
Adventist Health Castle	Kailua, Hawaii, USA	160	70	6,336	61,093	...	...	552	1,343,859
Adventist Health Clear Lake	Clearlake, California, USA	32	17	1,364	98,841	...	...	287	1,902,786
Adventist Health Delano	Delano, California, USA	156	71	2,611	...	...	...	365	1,556,298
Adventist Health Glendale	Glendale, California, USA	515	252	17,722	108,932	...	...	1,649	3,135,872
Adventist Health Hanford (includes Selma)	Hanford, California, USA	173	144	10,664	139,265	...	...	1,037	3,820,809
Adventist Health Howard Memorial	Willits, California, USA	25	22	1,869	29,767	...	...	223	1,070,099
Adventist Health Lodi Memorial	Lodi, California, USA	194	84	6,913	57,080	...	...	669	1,868,814
Adventist Health Mendocino Coast	Fort Bragg, California, USA	49	14	652	43,819	...	...	216	636,805
Adventist Health Reedley	Reedley, California, USA	49	21	1,776	37,328	...	...	214	3,590,934
Adventist Health Simi Valley	Simi Valley, California, USA	144	93	7,436	40,715	...	...	640	1,118,938
Adventist Health Sonora	Sonora, California, USA	152	95	4,883	146,927	...	...	688	1,775,659
Adventist Health St Helena	St Helena, California, USA	151	107	5,487	45,170	...	...	589	991,957
Adventist Health Tehachapi Valley	Tehachapi, California, USA	25	16	1,115	13,185	...	...	158	1,259,440
Adventist Health Tulare	Tulare, California, USA	108	25	1,852	13,645	...	...	245	741,922
Adventist Health Ukiah Valley	Ukiah, California, USA	68	38	3,481	95,199	...	...	405	1,710,162
Adventist Health White Memorial	Los Angeles, California, USA	353	217	17,272	69,862	...	...	1,471	2,331,762
Loma Linda Univ Behavioral Medicine Center, Inc.	Redlands, California, USA	89	62	3,177	41,504	93	290	383	...
Loma Linda University Children's Hospital, Inc.	Loma Linda, California, USA	343	206	13,175	81,296	417	1,469	1,886	2,198,409
Loma Linda University Medical Center - Murrieta, Inc.	Murrieta, California, USA	111	120	9,924	143,793	27	1,163	1,190	1,691,442
Loma Linda University Medical Center, Inc (3 hosp)	Loma Linda, California, USA	533	392	23,104	693,419	1,375	4,445	5,820	24,109,671
Southern Union Conference									
AdventHealth Carrollwood	Tampa, Florida, USA	103	84	6,552	62,684	15	716	731	7,700,938
AdventHealth Connerton	Land O'Lakes, Florida, USA	77	68	840	228	4	325	329	46,574
AdventHealth Dade City	Dade City, Florida, USA	120	76	4,939	23,788	...	...	...	3,193,349
AdventHealth Daytona Beach	Daytona Beach, Florida, USA	362	299	18,814	763,910	57	2,460	2,517	14,200,249
AdventHealth DeLand	DeLand, Florida, USA	164	109	8,363	334,461	24	806	830	9,409,440
AdventHealth Fish Memorial	Orange City, Florida, USA	257	140	9,631	286,922	49	976	1,025	8,362,262
AdventHealth Gordon	Calhoun, Georgia, USA	69	66	4,308	295,083	133	2,864	2,997	9,348,499
AdventHealth Heart of Florida	Davenport, Florida, USA	202	112	8,623	79,173	35	1,272	1,307	6,237,817
AdventHealth Hendersonville	Hendersonville, North Carolina, USA	103	50	3,910	430,859	79	1,136	1,215	3,624,072
AdventHealth Lake Wales	Lake Wales, Florida, USA	160	60	4,018	36,607	...	...	...	3,686,635
AdventHealth Manchester	Manchester, Kentucky, USA	49	21	1,575	173,433	14	558	572	240,583
AdventHealth Murray	Chatsworth, Georgia, USA	42	10	878	77,296	...	...	...	2,603,313
AdventHealth New Smyrna Beach	New Smyrna Beach, Florida, USA	109	74	5,391	239,220	10	617	627	830,723
AdventHealth North Pinellas	Tarpon Springs, Florida, USA	168	96	5,591	66,885	16	641	657	5,236,468
AdventHealth Ocala	Ocala, Florida, USA	385	239	17,508	121,129	31	1,680	1,711	13,111,630
AdventHealth Orlando (11 campuses)	Orlando, Florida, USA	3,140	2,167	136,633	1,397,231	1,725	21,011	22,736	109,964,545
AdventHealth Palm Coast	Palm Coast, Florida, USA	99	123	8,586	502,692	34	1,115	1,149	6,621,696
Adventist Redmond	Rome, Georgia, USA	230	172	2,967	21,356	...	...	337	3,134,093
AdventHealth Sebring (3 campuses)	Sebring, Florida, USA	229	184	11,952	402,750	126	1,465	1,591	6,027,736
AdventHealth Tampa (2 campuses)	Tampa, Florida, USA	626	358	23,030	183,682	69	3,474	3,543	25,804,580
AdventHealth Waterman	Tavares, Florida, USA	300	193	14,495	133,451	99	1,608	1,707	6,925,783
AdventHealth Wesley Chapel	Wesley Chapel, Florida, USA	169	112	10,201	96,113	25	1,313	1,338	7,699,922
AdventHealth Zephyrhills	Zephyrhills, Florida, USA	149	117	9,401	97,514	53	1,328	1,381	7,537,256
Southwestern Union Conference									
AdventHealth Central Texas	Killeen, Texas, USA	230	92	7,634	212,460	26	929	955	12,965,619
AdventHealth Rollins Brook	Lampasas, Texas, USA	25	...	...	...	...	...	...	1,356,768
Central Texas Medical Center	San Marcos, Texas, USA	59	15	1,226	11,684	...	...	316	...
Texas Health Huguley	Burleson, Texas, USA	327	149	11,582	124,891	234	1,728	1,962	...
Totals (92)		16,756	10,343	693,255	12,505,500	5,312	62,879	101,844	568,995,551
*General Conference institution is listed in the division where the main facility is located.									
NORTHERN ASIA-PACIFIC DIVISION									
Japan Union Conference									
Adventist Medical Center (Japan)	Okinawa, Japan	48	25	278	41,516	26	83	109	...
Kobe Adventist Hospital	Kobe, Japan	116	80	2,433	82,429	91	228	319	...
Tokyo Adventist Hospital	Tokyo, Japan	186	130	5,361	62,873	130	353	483	...
Korean Union Conference									
Busan Adventist Hospital	Busan, Korea	286	219	78,821	325,066	122	422	544	25,303
Eden Adventist Hospital	Namyangju-si, Korea	195	115	41,826	4,094	102	...	102	212,542
Seoul Adventist Dental Hospital	Seoul, Korea	6	192	...	31,055	40	26	66	5,126
Seoul Adventist Hospital	Seoul, Korea	423	2,058	14,099	525,833	522	529	1,051	1,144,534
Yeosu Sanitarium and Hospital	Yosu City, Korea	81	52	611	150	42	6	48	...
Attached Field: Taiwan Conference									
Taiwan Adventist Hospital	Taipei, Taiwan	375	118	9,904	410,739	33	1,029	1,062	7,352,166
Totals (9)		1,716	2,989	153,333	1,483,755	1,108	2,676	3,784	8,739,671
SOUTH AMERICAN DIVISION									
Argentina Union Conference									
Belgrano Adventist Sanitarium	Buenos Aires, Argentina	73	13	18,430	129,513	314	19	507	27,587
River Plate Sanitarium and Hospital	Libertador San Martin, Argentina	146	122	44,799	179,651	670	52	722	14,346
Central Brazil Union Conference									
Sao Paulo Adventist Hospital	Sao Paulo, Sao Paulo, Brazil	131	72	4,445	50,734	515	341	856	3,079,708
Chile Union Mission									
Los Angeles Adventist Clinic	Los Angeles, Chile	27	7	2,591	9,712	117	81	198	8,895
Ecuador Union Mission									
Quito Adventist Clinic	Quito, Ecuador	21	7	2,658	12,429	25	15	40	38,962
North Brazil Union Mission									
Belem Adventist Hospital	Belem, Para, Brazil	196	19	7,009	57,511	593	965	1,558	7,823,876
Northwest Brazil Union Mission									
Manaus Adventist Hospital	Manaus, Amazonas, Brazil	156	71	6,479	180,822	408	951	1,359	6,691,973
Paraguay Union of Churches Mission									
Asuncion Adventist Sanitarium	Asuncion, Paraguay	45	19	1,726	74,579	118	145	263	...
Hohenau Adventist Sanitarium	Hohenau, Itapua, Paraguay	27	10	1,481	45,225	110	75	185	17,000
South Peru Union Mission									

# STATISTICAL REPORT FOR 2021

Division and Institution	Location	Beds	Average Daily Census (Inpatients)	Admissions (Inpatients)	Outpatient Visits	SDA Employees	Other Employees	Total Employees	Charity Dollars
PART 1—Hospitals and Sanitariums (Cont'd)									US\$
<b>SOUTH AMERICAN DIVISION (CONT'D)</b>									
Ana Stahl Adventist Clinic	Iquitos, Peru	33	10	1,267	41,824	140	120	260	40,222
Good Hope Clinic	Miraflores, Lima, Peru	163	16	5,744	202,713	878	472	1,350	286,696
Juliaca Adventist Clinic	Juliaca, Peru	43	5	1,948	23,268	112	110	222	36,066
Southeast Brazil Union Conference									
Silvestre Adventist Hospital - Itaborai	Itaborai, RJ, Brazil	137	70	4,793	179,382	622	506	1,128	4,580,976
West Central Brazil Union Mission									
Penfigo Adventist Hospital	Campo Grande, MS, Brazil	131	26	9,582	28,609	217	548	765	251,476
<b>Totals (14)</b>		<b>1,329</b>	<b>467</b>	<b>112,952</b>	<b>1,215,972</b>	<b>4,839</b>	<b>4,400</b>	<b>9,413</b>	<b>22,897,783</b>
<b>SOUTH PACIFIC DIVISION</b>									
Australian Union Conference									
Adventist Healthcare Limited (Sydney Adv Hosp)	Wahroonga, NSW, Australia	599	482	64,619	113,591	...	...	1,534	150,000
Trans Pacific Union Mission									
Atoifi Adventist Hospital	Honiara, Solomon Islands	67	3	1,245	21,922	49	5	54	...
<b>Totals (2)</b>		<b>666</b>	<b>485</b>	<b>65,864</b>	<b>135,513</b>	<b>49</b>	<b>5</b>	<b>1,588</b>	<b>150,000</b>
<b>SOUTHERN AFRICA-INDIAN OCEAN DIVISION</b>									
Botswana Union Conference									
Kanye Seventh-day Adventist Hospital	Kanye, Botswana	167	71	5,975	4,786	34	173	207	...
Indian Ocean Union Conference									
Andapa Adventist Hospital	Andapa, Sahamazava, Madagascar	64	5,836	...	38	...	38	...	...
Ankazambo Adventist Hospital	Ankazambo, Madagascar	38	...	...	...	...	...	...	...
Malawi Union Conference									
Adventist Health Centre Lilongwe	Lilongwe, Malawi	12	5	346	16,811	40	8	48	...
Blantyre Adventist Hospital	Blantyre, Malawi	45	17	2,187	58,377	126	60	188	...
Malamulo Hospital	Makwasa, Malawi	270	76	5,958	29,125	182	43	225	94,311
Southern Africa Union Conference									
Maluti Adventist Hospital	Mapoteng, Lesotho	120	68	5,539	56,964	140	123	263	...
Vista Clinic Psychiatric Hospital	Centurion, South Africa	158	107	2,982	...	5	90	95	30,000
Southern Zambia Union Conference									
Lusaka Eye Hospital	Lusaka, Zambia	40	19	...	22,290	35	10	45	1,350
Mwami Adventist Hospital	Chipata, Zambia	153	59	5,091	16,489	80	98	178	...
Yuka Adventist Hospital	Kalabo, Zambia	120	17	1,459	1,800	15	10	25	...
South-Western Angola Union Mission									
Bongo Mission Hospital	Huambo, Angola	16	5	1,656	1,368	15	10	25	4,086
<b>Totals (12)</b>		<b>1,203</b>	<b>6,280</b>	<b>31,193</b>	<b>208,048</b>	<b>672</b>	<b>663</b>	<b>1,299</b>	<b>129,747</b>
<b>SOUTHERN ASIA DIVISION</b>									
East-Central India Union Section									
METAS Giffard Memorial Hospital	Nuzvid, Andhra Pradesh, India	250	43	1,568	13,675	115	15	130	8,148
Northeast India Union Section									
Aizawl Adventist Hospital	Aizawl, Mizoram, India	50	6	2,113	5,132	52	11	63	1,278
Garo Hills Adventist Mission Hospital	West Garo Hills, India	15	7	2,190	6,491	42	3	45	10,000
Northern India Union Section									
METAS Adventist Hospital, Ranchi	Ranchi, Jharkhand, India	150	16	1,516	9,374	70	42	112	2,486
Milton Mattison Memorial Hospital	Hapur, Uttar Pradesh, India	20	2	2	6,025	6	11	17	...
Ruby Nelson Memorial Hospital	Jalandhar, Punjab, India	40	49	22,014	30	11	41	674	...
Simla Sanitarium and Hospital	Shimla, Himachal Pradesh, India	39	8	222	5,468	7	36	43	1,384
South-Central India Union Section									
Seventh-day Adventist Medical Centre	Bangalore, Karnataka, India	50	23	1,952	29,747	138	48	186	38,244
Southeast India Union Section									
Thanjavur Adventist Hospital	Thanjavur, Tamil Nadu, India	...	...	...	885	10	5	15	145
Southwest India Union Section									
Ottapalam Seventh-day Adventist Hospital	Ottapalam, Kerala, India	160	12	19	170	60	135	195	16,051
Western India Union Section									
METAS Adventist Hospital, Surat	Surat, Gujarat, India	300	66	24,163	39,658	180	91	271	243,172
Pune Adventist Hospital	Pune, Maharashtra, India	90	31	2,694	17,208	135	60	195	78,589
Attached Field: Himalayan Section									
Scheer Memorial Adventist Hospital	Kathmandu, Nepal	153	121	9,292	84,421	28	278	306	89,483
<b>Totals (12)</b>		<b>1,317</b>	<b>335</b>	<b>45,780</b>	<b>240,268</b>	<b>873</b>	<b>746</b>	<b>1,619</b>	<b>489,654</b>
<b>SOUTHERN ASIA-PACIFIC DIVISION</b>									
Central Philippine Union Conference									
Adventist Hospital - Calbayog, Inc	Calbayog City, West Samar, Philippines	15	3	1,235	885	57	15	72	12,006
Adventist Hospital - Cebu, Inc	Cebu City, Philippines	100	39	2,178	27,957	215	44	259	22,997
Adventist Medical Center - Bacolod	Bacolod City, Philippines	170	73	5,060	51,464	368	228	596	6,298
East Indonesia Union Conference									
Manado Adventist Hospital	Manado, North Sulawesi, Indonesia	144	73	7,636	59,787	336	64	400	5,083
North Philippine Union Conference									
Adventist Medical Center Manila	Pasay City, Metro Manila, Philippines	150	62	3,819	36,860	528	14	542	21,356
Adventist Hospital - Palawan	Puerto Princesa City, Philippines	162	50	3,598	39,540	385	167	552	875,976
Adventist Hospital - Santiago City	Santiago City, Isabela, Philippines	50	33	2,612	21,733	167	38	205	3,380
Pakistan Union Section									
Karachi Adventist Hospital	Karachi, Pakistan	132	14	2,633	11,326	63	103	166	...
South Philippine Union Conference									
Adventist Hospital - Davao	Davao City, Philippines	75	30	1,842	26,210	176	82	258	...
Adventist Medical Center - Iligan City, Inc	Iligan City, Philippines	130	48	3,308	28,729	225	18	243	50,443
Adventist Medical Center - Valencia City	Valencia City, Bukidnon, Philippines	100	43	2,222	638	221	6	227	8,922
Gingoog Sanitarium and Hospital	Gingoog City, Misamis Oriental, Philippines	50	7	2,647	10,141	124	51	175	13,184
Southeast Asia Union Mission									
Mission Hospital (Bangkok)	Bangkok, Thailand	120	77	3,476	191,712	48	302	350	2,241
Mission Hospital Phuket	Phuket, Thailand	82	70	5,824	287,732	22	349	371	498

INSTITUTIONAL STATISTICS FOR 2021

Division and Institution	Location	Beds	Average Daily Census (Inpatients)	Admissions (Inpatients)	Outpatient Visits	SDA Employees	Other Employees	Total Employees	Charity Dollars
PART 1—Hospitals and Sanitariums (Cont'd)									US\$
SOUTHERN ASIA-PACIFIC DIVISION (CONT'D)									
Penang Adventist Hospital	Penang, Malaysia	259	99	9,196	194,721	271	971	1,242	792,883
West Indonesia Union Mission									
Bandar Lampung Adventist Hospital	Bandar Lampung, Sumatra, Indonesia	171	99	10,321	143,000	464	112	576	5,300
Bandung Adventist Hospital	Bandung, West Java, Indonesia	254	118	8,597	89,319	606	143	749	27,451
Medan Adventist Hospital	Medan, Sumatra, Indonesia	174	87	8,240	101,570	185	164	349	3,116
Attached Field: Sri Lanka Mission of SDA									
Lakeside Adventist Hospital	Kandy, Sri Lanka	42	3	1,150	5,180	27	83	110	970
Totals (19)		2,380	1,028	85,594	1,328,504	4,488	2,954	7,442	1,852,104
TRANS-EUROPEAN DIVISION									
Norwegian Union Conference									
Skogli Health and Rehabilitation Center	Lillehammer, Norway	109	...	...	...	...	...	...	...
WEST-CENTRAL AFRICA DIVISION									
Cameroon Union Mission									
Batouri Adventist Hospital	Batouri, Cameroon	35	21	3,647	7,230	19	9	28	4,210
Buea Seventh-day Adventist Hospital	Buea, Cameroon	19	12	1,068	4,589	14	14	28	450
Koza Adventist Hospital	Koza, Extreme Nord, Cameroon	85	11	1,975	3,378	39	2	41	5,000
Central African Union Mission									
Béré Adventist Hospital	Kelo, Chad	104	30	4,728	10,361	22	20	42	9,533
Bougdame Hospital	Abeche, Central African Republic	54	52	1,500	8,000	22	27	49	15,000
Moundou Hospital	Moundou, Chad	33	33	1,722	13,194	9	14	23	...
Eastern Nigeria Union Conference									
Seventh-day Adv Hosp and Motherless Babies' Home	Aba, Abia State, Nigeria	74	52	1,515	13,323	89	6	95	2,050
Eastern Sahel Union Mission									
Glei Adventist Eye Hospital	Glei, Togo	...	...	...	...	...	...	...	...
Northern Ghana Union Conference									
Akomaa Memorial Adventist Hospital	Bekwai-Ashanti, Ghana	49	16	2,430	21,430	89	106	195	704
Asamang Seventh-day Adventist Hospital	Agona, Asamang, Ghana	136	43	5,651	53,336	...	...	...	...
Breman Seventh-day Adventist Hospital	Kumasi, Ghana	52	12	4,140	43,591	87	134	221	...
Dominase Adventist Hospital	Bekwai-Ashanti, Ghana	56	32	5,059	55,665	74	221	295	2,639
Hart Adventist Hospital	Kumasi, Ghana	29	15	3,049	25,002	54	115	169	...
Kwadaso Seventh-day Adventist Hospital	Kwadaso-Kumasi, Ghana	86	46	5,616	83,078	185	256	441	4,023
Namong Seventh-day Adventist Hospital	Namong, Ghana	58	15	5,408	49,713	53	201	254	1,859
Obuasi Seventh-day Adventist Hospital	Obuasi-Brahabehome, Ghana	32	11	3,920	37,195	50	147	197	3,503
Sunyani Seventh-day Adventist Hospital	Sunyani, Ghana	85	38	7,080	79,990	45	275	320	801
Tamale Seventh-day Adventist Hospital	Tamale, Ghana	146	25	7,746	47,146	20	286	306	...
Valley View Adventist Hospital - Techiman	Techiman, Ghana	48	23	4,842	34,354	53	240	293	2,901
Wiamoase Seventh-day Adventist Hospital	Wiamoase, Ashanti, Ghana	40	11	3,865	26,077	147	63	210	3,726
Northern Nigeria Union Conference									
Adventist Medical Center	Jos, Nigeria	8	...	...	...	...	...	...	...
Jengre Seventh-day Adventist Hospital	Jos, Plateau State, Nigeria	53	31	1,524	10,136	40	11	51	7,500
Southern Ghana Union Conference									
Asawinso SDA Hospital	Asawinso, Ghana	49	16	2,430	21,430	89	106	195	704
Gbawe Seventh-day Adventist Hospital	Accra, Ghana	136	43	5,651	53,336	...	...	...	...
Kofikrom SDA Hospital	Kofikrom, Ghana	52	12	4,140	43,591	87	134	221	...
Koforidua SDA Hospital	Koforidua, Ghana	56	32	5,059	55,665	74	221	295	2,639
Nagel Memorial Adventist Hospital	Takoradi, Ghana	29	15	3,049	25,002	54	115	169	...
Valley View University Hospital, Oyibi	Accra, Ghana	86	46	5,616	83,078	185	256	441	4,023
West African Union Mission									
Seventh-day Adventist Cooper Eye Center	Montserrado, Liberia	58	15	5,408	49,713	53	201	254	1,859
Seventh-day Adventist Cooper Hospital	Montserrado, Liberia	32	11	3,920	37,195	50	147	197	3,503
Waterloo Seventh-day Adventist Hospital	Waterloo, Sierra Leone	85	38	7,080	79,990	45	275	320	801
Western Nigeria Union Conference									
Babcock University Teaching Hospital	Ilesha-Remo, Ogun State, Nigeria	146	25	7,746	47,146	20	286	306	...
Inisa Community Medical Centre	Inisa, Osun State, Nigeria	48	23	4,842	34,354	53	240	293	2,901
Seventh-day Adventist Hospital Ile-Ife	Ile-Ife, Osun State, Nigeria	40	11	3,865	26,077	147	63	210	3,726
Totals (34)		2,099	816	135,291	1,183,365	1,968	4,191	6,159	84,055
Attached to the General Conference:									
Chinese Union Mission									
Hong Kong Adventist Hospital - Stubbs Road	Hong Kong SAR	135	41	7,588	58,612	38	588	626	305,466
Hong Kong Adventist Hospital - Tsuen Wan	Tsuen Wan, Hong Kong SAR	294	117	22,356	165,564	61	1,058	1,119	130
Totals (2)		429	158	29,944	224,176	99	1,646	1,745	305,596
WORLD TOTALS 2021 (230)		30,141	23,813	1,416,223	19,080,607	21,839	82,525	139,670	603,888,967

Note—Incomplete reporting.

Division and Union	Units	Beds	Average Daily Census (Inpatients)	Admissions (Inpatients)	SDA Employees	Other Employees	Total Employees
PART 2—Nursing Homes and Retirement Centers							
INTER-AMERICAN DIVISION							
Caribbean Union Conference							
Tabitha Senior Citizens' Home	1	...	...	...	...	...	...
INTER-EUROPEAN DIVISION							
Czecho-Slovakian Union Conference							
INTER-EUROPEAN DIVISION (CONT'D)							
Efata Senior Citizen Center	1	19	6	6	6	19	25
Franco-Belgian Union Conference							
French Retirement Home	1	92	87	...	5	58	63
Italian Union of Churches Conference							
Italian Retirement Home	1	82	82	37	29	27	56
North German Union Conference							
Berlin-Steglitz Retirement Home	1	54	53	...	4	68	72
Friedensau Retirement Home	1	122	120	...	21	89	110

Division and Union	Units	Beds	Average Daily Census (In-patients)	Admissions (In-patients)	SDA Employees	Other Employees	Total Employees
<b>PART 2—Nursing Homes and Retirement Centers (Cont'd)</b>							
<b>INTER-EUROPEAN DIVISION (CONT'D)</b>							
Neandertal Retirement Home	1	182	160	98	15	114	130
Uelzen Retirement Home	1	114	110	...	5	93	98
<b>Portuguese Union of Churches Conference</b>							
Lapi-Funchal	1	16	16	2	4	11	15
Lapi-Norte	1	52	48	8	9	21	30
Lapi-Sul	1	76	73	23	8	46	54
<b>South German Union Conference</b>							
Odenwald Home for Disabled	1	26	99	26	5	15	20
Wittelsbach Retirement Home	1	132	126	17	36	72	108
<b>Spanish Union of Churches Conference</b>							
Spanish Retirement Home	1	70	64	64	29	22	51
<b>Swiss Union Conference</b>							
La Girarde Retirement and Nursing Home	1	62	38	14	4	105	109
Le Flon Retirement Home	1	23	8	3	1	23	24
Oertlimatt Retirement and Nursing Home	1	54	51	30	14	36	50
<b>Totals</b>	<b>16</b>	<b>1,176</b>	<b>1,141</b>	<b>328</b>	<b>195</b>	<b>819</b>	<b>1,015</b>
<b>NORTH AMERICAN DIVISION</b>							
<b>Atlantic Union Conference</b>							
Adventist Home Inc.	...	...	...	...	...	...	...
Ledgeview Nursing Home	...	...	...	...	...	...	...
<b>Canada, SDA Church in</b>							
East Park Lodge Inc.	...	...	...	...	...	...	...
Heritage Green Nursing Home	1	167	...	...	...	...	...
Heritage Green Retirement Home	1	21	...	...	...	...	...
Kingsway Pioneer Home Inc.	1	80	...	...	...	...	...
Park Manor Care Inc.	...	...	...	...	...	...	...
Rest Haven Lodge	...	...	...	...	...	...	...
Sherwood Care	1	100	100	44	15	160	175
Sunnyside Adventist Care Centre	...	...	...	...	...	...	...
West Park Manor Personal Care Hme Inc	...	...	...	...	...	...	...
<b>Columbia Union Conference</b>							
Sycamore Glen Health Center (Kettering)	1	100	...	...	...	...	...
Sycamore Glen Ret Comm (Kettering)	1	174	174	...	...	...	...
Greene Oaks	1	...	...	...	...	...	...
<b>Mid-America Union Conference</b>							
Overland Park Nursing & Rehab Center	1	102	67	173	2	75	77
Porter Place, Inc.	1	175	94	24	...	...	85
Trinity Nursing & Rehab Center	...	...	...	...	...	...	...
<b>Pacific Union Conference</b>							
Golden Oaks Village	...	...	...	...	...	...	...
Napa Valley Adv Retirement Estates	...	...	...	...	...	...	...
<b>Southern Union Conference</b>							
AdventHealth Care Center Celebration	1	120	99	308	11	117	128
AdventHealth Care Center Orlando East	1	120	114	493	3	166	169
AdventHealth Care Center Orlando North	1	222	148	500	18	175	193
AdventHealth Care Center Apopka North	1	120	104	386	13	125	138
AdventHealth Care Center Apopka South	1	120	84	448	3	126	129
AdventHealth Care Center Waterman	1	113	95	445	1	123	124
AdventHealth Care Center Zephyrhills N.	1	120	89	559	4	144	148
AdventHealth Care Center Zephyrhills S.	1	120	103	592	11	143	154
Highland Rim Terrace	...	...	...	...	...	...	...
Lamar Healthcare & Rehabilitation	1	...	...	...	...	...	...
<b>Southwestern Union Conference</b>							
Hays Nursing & Rehab Center	...	...	...	...	...	...	...
Huguley Nursing & Rehab Center	1	178	77	234	6	95	101
The Wolfe Living Center at Summit Ridge	1	...	...	...	...	...	...
<b>Totals</b>	<b>21</b>	<b>2,152</b>	<b>1,348</b>	<b>4,206</b>	<b>87</b>	<b>1,449</b>	<b>1,621</b>
<b>NORTHERN ASIA-PACIFIC DIVISION</b>							
<b>Japan Union Conference</b>							
Adventist Eljia-Kai	1	...	...	...	...	...	...
Chiba Community Care Center	1	...	...	...	1	7	8
Hakusan Group Nursing Home	...	...	...	...	...	...	...
Higashikurume Saiwaicho Dy Ctr (2019)	1	...	...	28	1	3	4
Hikarigaoka Com Care Plaza (2019)	1	...	...	...	6	12	18
Honamanuma Grp Nursing Home (2019)	1	9	9	3	1	3	4
House of Ruth Retirement Center (2019)	1	20	20	19	3	6	9
Miltos Kamishirane Group Nursing Home	1	18	18	3	3	6	9
Miltos Tsurugamine Group Nursing Home	1	18	18	3	2	8	10
Parousia Kobe	1	36	14	20	...	2	2
Rainbow House Group Home	1	18	18	...	1	18	19
Shalom Higashikurume	1	92	92	15	14	33	47
Shalom Minamisawa Day Service Center	1	...	...	28	2	3	5
Shalom Nursing Home	1	120	120	118	14	140	154
Shalom Sakurayama Retirement Center	1	50	50	6	6	1	7
Shalom Uragamidai Handicapped Fac.	1	56	52	52	4	86	90
Shalom Wakaba Life House	1	...	...	...	1	36	37

Division and Union	Units	Beds	Average Daily Census (In-patients)	Admissions (In-patients)	SDA Employees	Other Employees	Total Employees
<b>NORTHERN ASIA-PACIFIC DIVISION (CONT'D)</b>							
Shalom Wakaba No 1 Day Service Center	1	...	...	...	1	22	23
Shalom Wakaba Nursing Home	1	...	...	...	...	...	...
Shalom Yokohama	1	110	101	25	18	51	69
Suginamiku Sever Mult HC Chn Day Ctr	1	...	4	10	...	5	5
<b>Korean Union Conference</b>							
Eden Senior Sanitarium Center	1	100	...	...	...	...	...
Evergreen Center	1	41	...	...	...	...	...
Jindo-Gun Senior Sanitarium Center	1	74	...	...	...	...	...
Sahmyook Senior Sanitarium Center	1	84	...	...	...	...	...
Sunchang-Gun Senior Sanitarium Center	1	60	...	...	...	...	...
Yoojawn: Sah Senior Sanitarium Center	1	122	...	...	...	...	...
<b>Totals</b>	<b>26</b>	<b>1,028</b>	<b>516</b>	<b>330</b>	<b>78</b>	<b>442</b>	<b>520</b>
<b>SOUTH AMERICAN DIVISION</b>							
<b>South Brazil Union Conference</b>							
Adventist Home for the Elderly	...	...	...	...	...	...	...
<b>SOUTH PACIFIC DIVISION</b>							
<b>Australian Union Conference</b>							
Adventcare Whitehorse (Nunawading)	1	134	131	...	21	122	143
Adventcare Yarra Ranges (Warburton)	1	42	41	...	1	57	58
Adv Nrs Hm, Eliz. Lodge & Es. Somerville	1	94	87	27	24	52	76
Adventist Residential Care (Busselton)	1	10	10	...	...	...	...
Adventist Residential Care (Rossmoyne)	1	134	60	9	37	58	95
Adventist Retirement Village (Hornsby)	1	39	34	2	...	...	1
Adventist Retirement Vlg (Kings Langley)	1	66	55	8	2	2	4
Adventist Retirement Village (Wahroonga)	1	50	43	5	2	2	4
Adv Retirement Nrs Hm (Kings Langley)	1	123	70	41	15	66	81
Allawarra Ret Village (Golden Square)	1	21	21	...	...	...	...
Alstonville Lifestyle Community	1	86	108	47	1	89	90
Avondale Lifestyle Community	1	229	277	144	46	238	284
Caloundra Adventist Retirement Village	1	39	47	30	...	...	56
Capricorn Adventist Retirement Village	1	213	63	24	...	...	95
Cornell Retirement Vill (Nunawading)	1	51	51	...	...	...	...
Jewells Lifestyle Community	1	95	100	...	...	3	3
Melody Park Retirement Resort	1	45	38	18	...	...	49
Mountainview Retirement Vlg, Warburton	1	10	10	...	...	...	...
Pavilions Blackburn Lake Retirement Vill.	1	41	41	...	1	2	3
Tweed Heads Lifestyle Community	1	76	85	...	...	4	4
Victoria Point Adventist Retirement Village	1	145	165	115	...	...	207
Wyee Point Lifestyle Community	1	112	110	...	...	3	3
<b>New Zealand Pacific Union Conference</b>							
Bethesda Care Limited, Wiri	1	68	51	25	7	73	80
Bethesda Village Limited, Wiri	1	75	52	5	3	2	5
<b>Totals</b>	<b>24</b>	<b>1,998</b>	<b>1,750</b>	<b>500</b>	<b>160</b>	<b>773</b>	<b>1,341</b>
<b>SOUTHERN AFRICA-INDIAN OCEAN DIVISION</b>							
<b>Indian Ocean Union Conference</b>							
Rosie Le Meme Adv Nursing Home	1	41	...	...	...	...	...
<b>Southern Africa Union Conference</b>							
Advent Haven Frail Care & Comm Ctr	1	85	...	...	...	...	...
Advent Haven Retirement Village	1	64	...	...	...	...	...
Advent Haven Frail Care (Anerley)	1	82	61	...	12	50	62
Anerley Place Hsng Scheme for Sr Citz	1	...	...	...	...	...	...
Banyan Tree Retirement Residences	1	21	23	1	2	2	4
Diamant Ret Village and Comm Service	1	...	...	...	...	...	...
Drie Riviere Ret Village and Comm Ctr	1	370	...	...	...	...	...
Esda Retirement Village	1	82	...	...	...	...	...
Gerry Fourie Hospital	1	35	28	4	...	...	...
Magnolia Haven Housing Scheme	1	64	62	5	1	3	...
Marburg Haven ADRA	1	7	7	...	3	8	11
Montamed Sorgsentrum	1	42	29	29	...	29	29
Montana Ret Village and Comm Service	1	302	...	...	...	...	...
Royce Haven Retirement Villas	1	21	20	2	2	2	4
Sea Breeze Retirement Homes	1	21	20	2	2	2	4
Sonskyn Retirement Village	1	106	...	...	...	...	...
Trimed Sub-Acute Clinic	1	10	9	9	1	21	22
<b>Totals</b>	<b>18</b>	<b>1,353</b>	<b>259</b>	<b>52</b>	<b>23</b>	<b>117</b>	<b>136</b>
<b>TRANS-EUROPEAN DIVISION</b>							
<b>Danish Union of Churches Conference</b>							
Soendervang Retirement Home	1	51	...	...	...	...	...
Solbakken Retirement Home	1	43	...	...	...	...	...
<b>Finland Union of Churches Conference</b>							
Nurmikoti Oy Retirement Home	1	40	39	...	6	25	31
<b>Hungarian Union Conference</b>							
Adventist Home Care Services Hidas	1	7	7	1	1	...	1
Gyula Retirement Home	1	50	48	10	12	13	25
Tass Retirement Home	1	30	30	19	3	17	20
<b>Norwegian Union Conference</b>							
Mosserod Old People's Home	1	58	...	...	...	...	...
Nordas Old People's Home	1	31	...	...	...	...	...

## INSTITUTIONAL STATISTICS FOR 2021

Division and Union	Units	Beds	Average Daily Census (In-patients)	Admissions (In-patients)	SDA Employees	Other Employees	Total Employees
<b>PART 2—Nursing Homes and Retirement Centers (Cont'd)</b>							
<b>TRANS-EUROPEAN DIVISION (CONT'D)</b>							
Polish Union Conference							
Polish Old People's Home (Samarytanin)	1	89	...	...	...	...	...
Totals	9	399	124	30	22	55	77
<b>WEST-CENTRAL AFRICA DIVISION</b>							
Eastern Nigeria Union Conference							
SDA Motherless Babies' Home	1	13	13	...	12	8	...
Adv Rehab Welfare and Orphanage	...	...	...	...	...	...	...
Totals	1	13	13	...	12	8	...
<b>WORLD TOTALS 2021</b>							
	116	8,119	5,151	5,446	577	3,663	4,710

Note—Incomplete reporting.

Division and Union	Units	In-patient Beds	Out-patient Visits	SDA Employees	Other Employees	Total Employees
--------------------	-------	-----------------	--------------------	---------------	-----------------	-----------------

## PART 3a—Medical Clinics and Dispensaries

Division and Union	Units	In-patient Beds	Out-patient Visits	SDA Employees	Other Employees	Total Employees
<b>EAST-CENTRAL AFRICA DIVISION</b>						
Burundi Union Mission	6	95	172,875	40	9	49
East Congo Union Mission	7	81	8,554	81	3	84
East Kenya Union Conference	18	47	53,889	58	33	91
Eastern Ethiopia Union Mission	1	...	...	...	...	...
North East Congo Union Mission	52	809	86,235	285	106	391
Northern Tanzania Union Conference	18	35	119,061	91	27	118
Rwanda Union Mission	9	185	166,802	178	60	238
Southern Tanzania Union Mission	8	20	72,352	74	27	101
Uganda Union Mission	19	230	...	...	...	...
West Congo Union Mission	10	...	...	...	...	...
West Kenya Union Conference	19	121	67,403	76	34	111
Western Ethiopia Union Mission	7	10	9,930	29	...	29
Attached Fields	1	10	219	4	1	5
Totals	175	1,643	757,320	916	300	1,217

## EURO-ASIA DIVISION

Ukrainian Union Conference	3	174	2,630	78	...	78
----------------------------	---	-----	-------	----	-----	----

## INTER-AMERICAN DIVISION

Caribbean Union Conference	1	...	...	...	...	...
Central Mexican Union Conference	1	...	...	...	...	...
Dominican Union Conference	3	...	30,000	31	7	38
East Venezuela Union Mission	4	...	3,685	14	7	21
Guatemala Union Mission	1	...	1,200	4	1	5
Honduras Union Mission	1	...	...	...	...	...
Jamaica Union Conference	4	...	800	19	6	25
North Colombian Union Conference	2	...	13,970	9	...	9
North Mexican Union Conference	2	...	10,000	84	24	108
Puerto Rican Union Conference	2	...	...	...	...	...
South Central American Union Mission	1	...	...	...	...	...
Southeast Mexican Union Mission	2	...	...	...	...	...
West Venezuela Union Mission	2	...	736	5	9	14
Totals	26	...	60,391	166	54	220

## INTER-EUROPEAN DIVISION

Romanian Union Conference	4	161	5,000	118	20	131
Swiss Union Conference	1	...	36	4	23	27
Totals	5	161	5,036	122	43	158

## NORTH AMERICAN DIVISION

Columbia Union Conference	4	...	63,821	10	48	58
North Pacific Union Conference	49	...	369,419	...	...	335
Pacific Union Conference	315	...	1,989,851	...	...	2,106
Southern Union Conference	1,056	...	4,619,113	288	8,009	8,510
Southwestern Union Conference	53	...	204,507	15	253	299
Attached Field	2	...	53,698	42	180	222
Totals	1,479	...	7,300,409	355	8,490	11,530

## NORTHERN ASIA-PACIFIC DIVISION

Japan Union Conference	2	...	117,774	16	50	66
------------------------	---	-----	---------	----	----	----

## SOUTH AMERICAN DIVISION

Argentina Union Conference	1	47	...	70	...	70
Central Brazil Union Conference	2	40	17,277	75	2	77
East Brazil Union Mission	2	...	...	...	...	...

Division and Union	Units	In-patient Beds	Out-patient Visits	SDA Employees	Other Employees	Total Employees
<b>SOUTH AMERICAN DIVISION (CONT'D)</b>						
Paraguay Union of Churches Mission						
South Brazil Union Conference	2	...	42,647	75	1	76
West Central Brazil Union Mission	1	...	...	...	...	...
Totals	9	87	59,924	220	3	223

## SOUTH PACIFIC DIVISION

Papua New Guinea Union Mission	44	136	47,145	51	9	60
Trans Pacific Union Mission	22	72	54,950	17	7	24
Totals	66	208	102,095	68	16	84

## SOUTHERN AFRICA-INDIAN OCEAN DIVISION

Botswana Union Conference	3	6	20,251	23	23	46
Indian Ocean Union Conference	3	14	6,145	32	2	34
Malawi Union Conference	18	219	225,959	198	61	259
Mozambique Union Mission	2	6	6,853	2	30	32
North-Eastern Angola Union Mission	6	...	...	...	...	...
Northern Zambia Union Conference	4	42	36,265	11	17	28
Southern Africa Union Conference	10	...	217,119	27	27	54
Southern Zambia Union Conference	7	41	79,411	19	56	75
South-Western Angola Union Mission	4	40	4,823	22	7	29
Zimbabwe Central Union Conference	5	20	36,654	13	10	23
Zimbabwe East Union Conference	4	14	5,209	8	6	14
Zimbabwe West Union Conference	2	12	...	...	...	...
Totals	68	414	638,689	355	239	594

## SOUTHERN ASIA-PACIFIC DIVISION

East Indonesia Union Conference	1	...	...	...	...	...
Myanmar Union Mission	1	...	...	...	...	...
North Philippine Union Conference	2	...	2,259	7	...	7
South Philippine Union Conference	2	7	1,872	5	7	12
West Indonesia Union Mission	14	32	...	...	...	...
Totals	20	39	4,131	12	7	19

## WEST-CENTRAL AFRICA DIVISION

Cameroon Union Mission	6	54	10,642	41	11	52
Central African Union Mission	2	4	120	5	...	5
Eastern Nigeria Union Conference	5	48	...	...	...	...
Eastern Sahel Union Mission	2	...	...	...	...	...
Northern Ghana Union Conference	7	...	...	...	...	...
Northern Nigeria Union Conference	13	48	12,705	12	20	32
Southern Ghana Union Conference	...	13	74	138	156	289
Western Nigeria Union Conference	3	...	...	...	...	...
Western Sahel Union Mission	2	...	...	...	...	...
Totals	50	167	23,541	196	187	378

## Attached to the General Conference:

Chinese Union Mission	2	...	20,311	1	41	42
-----------------------	---	-----	--------	---	----	----

WORLD TOTALS 2021

	1,906	2,893	9,095,680	2,510	9,430	14,614
--	-------	-------	-----------	-------	-------	--------

Note—Incomplete reporting.

Division and Union	Units	Operator ies	Out-patient Visits	SDA Employees	Other Employees	Total Employees
--------------------	-------	--------------	--------------------	---------------	-----------------	-----------------

## PART 3b—Dental Clinics

## EAST-CENTRAL AFRICA DIVISION

Burundi Union Mission	1	...	...	...	...	...
East Kenya Union Conference	1	...	...	...	...	...
Eastern Ethiopia Union Mission	2	...	...	...	...	...
North East Congo Union Mission	1	...	...	...	...	...
Northern Tanzania Union Conference	3	...	...	...	...	...
Rwanda Union Mission	3	...	...	...	...	...
Southern Tanzania Union Mission	1	...	...	...	...	...
Uganda Union Mission	3	...	...	...	...	...
West Congo Union Mission	1	...	...	...	...	...
West Kenya Union Conference	3	...	...	...	...	...
Totals	19	...	...	...	...	...

## EURO-ASIA DIVISION

Southern Union Mission	1	1	38	2	1	3
Ukrainian Union Conference	1	2	7,664	3	6	9
Totals	2	3	7,702	5	7	12

## INTER-AMERICAN DIVISION

Caribbean Union Conference	5	...	...	...	...	...
----------------------------	---	-----	-----	-----	-----	-----

Division and Union	Units	Operator ies	Out- patient Visits	SDA Employ- ees	Other Employ- ees	Total Employ- ees
<b>PART 3b—Dental Clinics (Cont'd)</b>						
<b>INTER-AMERICAN DIVISION (CONT'D)</b>						
Central Mexican Union Mission	1	...	...	...	...	...
Chiapas Mexican Union Conference	1	...	...	...	...	...
Dominican Union Conference	2	...	...	...	...	...
Dutch Caribbean Union Mission	1	...	...	...	...	...
East Venezuela Union Mission	1	...	...	...	...	...
Haitian Union Mission	1	...	...	...	...	...
Honduras Union Mission	2	...	...	...	...	...
Jamaica Union Conference	3	2	...	...	...	...
North Colombian Union Conference	1	...	...	...	...	...
North Mexican Union Conference	1	...	...	...	...	...
South Central American Union Mission	1	...	...	...	...	...
West Venezuela Union Mission	1	...	...	...	...	...
<b>Totals</b>	<b>21</b>	<b>2</b>	...	...	...	...
<b>INTER-EUROPEAN DIVISION</b>						
Portuguese Union of Churches Conference	1	1	1	1	1	1
<b>NORTH AMERICAN DIVISION</b>						
Pacific Union Conference	1	295	90,861	171	321	492
Attached Field	2	13	12,652	17	12	29
<b>Totals</b>	<b>3</b>	<b>308</b>	<b>103,513</b>	<b>188</b>	<b>333</b>	<b>521</b>
<b>NORTHERN ASIA-PACIFIC DIVISION</b>						
Japan Union Conference	2	26	38,770	8	26	34
Korean Union Conference	3	98	10,019	162	442	604
Attached Fields	1	18	17,601	7	28	35
<b>Totals</b>	<b>7</b>	<b>142</b>	<b>66,390</b>	<b>177</b>	<b>496</b>	<b>673</b>
<b>SOUTH AMERICAN DIVISION</b>						
Argentina Union Conference	3	...	...	...	...	...
Central Brazil Union Conference	4	...	...	...	...	...
Chile Union Mission	2	...	...	...	...	...
East Brazil Union Mission	1	...	...	...	...	...
North Brazil Union Mission	1	...	...	...	...	...
North Peru Union Mission	1	...	...	...	...	...
Paraguay Union of Churches Mission	1	...	...	...	...	...
South Brazil Union Conference	1	...	...	...	...	...
South Peru Union Mission	2	...	...	...	...	...
Southeast Brazil Union Conference	1	...	...	...	...	...
<b>Totals</b>	<b>17</b>	...	...	...	...	...
<b>SOUTH PACIFIC DIVISION</b>						
Australian Union Conference	1	...	...	...	...	...
<b>SOUTHERN AFRICA-INDIAN OCEAN DIVISION</b>						
Botswana Union Conference	1	2	...	...	...	...
Indian Ocean Union Conference	1	...	...	...	...	...
Malawi Union Conference	4	5	2,864	4	...	4
Mozambique Union Mission	1	...	...	...	...	...
North-Eastern Angola Union Mission	1	3	632	5	4	9
Northern Zambia Union Conference	1	...	...	...	...	...
Southern Africa Union Conference	1	...	...	...	...	...
Southern Zambia Union Conference	2	5	2,815	10	3	13
South-Western Angola Union Mission	2	2	8,000	2	6	8
Zimbabwe Central Union Conference	1	3	380	3	3	6
Zimbabwe East Union Conference	1	3	1,282	3	...	3
Zimbabwe West Union Conference	1	4	...	...	...	...
<b>Totals</b>	<b>17</b>	<b>27</b>	<b>15,973</b>	<b>27</b>	<b>16</b>	<b>43</b>
<b>SOUTHERN ASIA DIVISION</b>						
East-Central India Union Section	2	2	57	1	2	3
Northeast India Union Section	2	4	1,282	3	...	3
Northern India Union Section	3	7	9,354	4	7	11
South-Central India Union Section	1	...	...	...	...	...
Southwest India Union Section	1	4	1,869	2	1	3
Western India Union Section	2	5	2,195	4	2	6
Attached Fields	1	6	3,124	...	3	3
<b>Totals</b>	<b>12</b>	<b>28</b>	<b>17,881</b>	<b>14</b>	<b>15</b>	<b>29</b>
<b>SOUTHERN ASIA-PACIFIC DIVISION</b>						
Bangladesh Union Mission	2	5	...	...	...	...
Central Philippine Union Conference	2	...	...	...	...	...
East Indonesia Union Conference	1	1	968	2	...	2
Myanmar Union Mission	2	...	...	...	...	...
North Philippine Union Conference	4	4	...	...	...	...
Pakistan Union Section	1	1	695	1	...	1
Southeast Asia Union Mission	3	29	27,909	4	39	44
West Indonesia Union Mission	3	4	1	1	1	1

Division and Union	Units	Operator ies	Out- patient Visits	SDA Employ- ees	Other Employ- ees	Total Employ- ees
<b>SOUTHERN ASIA-PACIFIC DIVISION (CONT'D)</b>						
Attached Fields	1	...	...	...	...	...
<b>Totals</b>	<b>19</b>	<b>44</b>	<b>29,573</b>	<b>8</b>	<b>40</b>	<b>48</b>
<b>WEST-CENTRAL AFRICA DIVISION</b>						
Cameroon Union Mission	1	7	...	15	5	20
Central African Union Mission	1	...	...	...	...	...
Eastern Sahel Union Mission	2	...	...	...	...	...
Northern Ghana Union Conference	1	...	...	...	...	...
Southern Ghana Union Conference	2	...	...	...	...	...
West African Union Mission	1	...	...	...	...	...
<b>Totals</b>	<b>8</b>	<b>7</b>	...	<b>15</b>	<b>5</b>	<b>20</b>
<i>Attached to the General Conference:</i>						
Chinese Union Mission	1	1	...	...	...	...
<b>WORLD TOTALS 2021</b>	<b>128</b>	<b>563</b>	<b>241,033</b>	<b>435</b>	<b>913</b>	<b>1,347</b>
<i>Note—Incomplete reporting.</i>						

Division, Institution, and Location	Units	Beds	Average Daily Census	SDA Employ- ees	Other Employ- ees	Total Employ- ees
-------------------------------------	-------	------	----------------------------	-----------------------	-------------------------	-------------------------

**PART 4—Orphanages and Children's Homes**

<b>INTER-AMERICAN DIVISION</b>						
Dominican Union Conference	...	...	...	...	...	...
<b>SOUTH AMERICAN DIVISION</b>						
East Brazil Union Mission	1	...	...	...	...	...
South Brazil Union Conference	2	...	...	...	...	...
<b>Totals</b>	<b>3</b>	...	...	...	...	...
<b>SOUTHERN AFRICA-INDIAN OCEAN DIVISION</b>						
Botswana Union Conference	1	...	...	...	...	...
<b>SOUTHERN ASIA DIVISION</b>						
East-Central India Union Section	1	...	...	...	...	...
South-Central India Union Section	1	...	...	...	...	...
<b>Totals</b>	<b>2</b>	...	...	...	...	...
<b>SOUTHERN ASIA-PACIFIC DIVISION</b>						
West Indonesia Union Mission	7	82	...	...	...	...
<b>TRANS-EUROPEAN DIVISION</b>						
Hungarian Union Conference	2	211	...	...	...	...
<b>WORLD TOTALS 2021</b>	<b>15</b>	<b>293</b>	...	...	...	...
<i>Note—Incomplete reporting.</i>						

Note—In the tables above, the dates in parentheses following the entries indicate the year of the most recent report.

Part 5 of the Healthcare Report, "Airplanes and Medical Launches," has been temporarily removed due to insufficient reporting. See summary below for partial report.

Summary of Healthcare Institutions	Institutions	Beds or Units	Average Daily Census	Admissions (Inpatients)	Outpatient Visits	SDA Employees	Other Employees	Total Employees	Charity Dollars
Hospitals and Sanitariums .....	230	30,141	23,813	1,416,223	19,080,607	21,839	82,525	139,670	US\$ 603,888,967
Nursing Homes and Retirement Centers .....	116	8,119	5,151	5,446	...	577	3,663	4,710	...
Medical Clinics and Dispensaries .....	1,906	2,893	...	...	9,095,680	2,510	9,430	14,614	...
Dental Clinics .....	128	563	...	...	214,033	453	913	1,347	...
Orphanages and Children's Homes .....	15	293	...	...	...	...	...	...	...
Airplanes and Medical Launches .....	...	4	...	...	...	...	...	...	...
<b>WORLD TOTALS 2021</b> .....	<b>2,395</b>	<b>42,013</b>	<b>28,964</b>	<b>1,421,669</b>	<b>28,390,320</b>	<b>25,361</b>	<b>96,531</b>	<b>160,341</b>	<b>603,888,967</b>
<b>WORLD TOTALS 2020</b> .....	<b>1,976</b>	<b>37,991</b>	<b>20,294</b>	<b>1,071,958</b>	<b>21,198,583</b>	<b>22,663</b>	<b>87,213</b>	<b>151,732</b>	<b>612,975,570</b>

Note—Incomplete reporting.

Note—Some organizations reported the number of employees by head count instead of as full-time equivalents (FTE).

## SECTION III—PUBLISHING HOUSES

Table 29

Division and Institution	Books for Literature Evangelist Work (Subscriptions)			Books for Church Members (Trades)			Job Printing	Total Sales	Employees	Periodicals	Languages
	Books	Magazines	Miscellaneous	Books/Bibles	Magazines/Periodicals	Miscellaneous					
	US\$	US\$	US\$	US\$	US\$	US\$	US\$	US\$			
Note—Parenthesized figures after "Totals" represent the number of publishing houses and branches in the divisions.											
<b>EAST-CENTRAL AFRICA DIVISION</b>											
Africa Herald Publishing House .....	45,400	...	...	605,721	...	8,584	8,313	668,018	33	14	5
Ethiopian Advent Press .....	14,954	1,291	1,180	7,283	3,255	15,340	70,711	114,014	15	2	4
Ufunuo Publishing House .....	687,682	...	...	1,004,423	146,364	44,522	27,886	1,910,877	39	7	2
Upper Nile Press .....	56,972	15,299	4,040	105	...	6,757	7,919	91,092	2	4	6
Totals (4) .....	805,008	16,590	5,220	1,617,532	149,619	75,203	114,829	2,784,001	89	27	...
<b>EURO-ASIA DIVISION</b>											
Source of Life Publishing House .....	47,005	...	...	300,695	151,696	216,126	77,778	793,300	50	23	2
Source of Life Publishing House (Ukraine) .....	132,776	13,421	270,793	10,604	5,333	108,830	11,769	553,526	20	16	2
Totals (2) .....	179,781	13,421	270,793	311,299	157,029	324,956	89,547	1,346,826	70	39	...
<b>INTER-AMERICAN DIVISION</b>											
Inter-American Division Publishing Association .....	382,768	92,735	...	8,800,225	1,832,525	583,715	102,450	11,794,418	38	9	5
Mexican Adventist Editorial Group .....	3,258,526	...	...	4,124,128	...	591,214	...	7,973,868	171	2	1
Totals (2) .....	3,641,294	92,735	...	12,924,353	1,832,525	1,174,929	102,450	19,768,286	209	11	...
<b>INTER-EUROPEAN DIVISION</b>											
Austrian Publishing House* .....	120,976	...	...	685,972	...	...	...	806,948	5	5	1
Bulgarian Adventist Publishing House .....	45,900	...	16,200	81,000	648	16,200	...	159,948	5	4	1
Czech Publishing House .....	52,670	551	1,645	68,202	46,809	57,963	...	227,840	2	1	1
German Publishing House .....	3,179	...	...	335,350	1,025,203	313,926	139,148	1,816,806	16	16	2
Italian Publishing House .....	13,408	60,451	3,465	91,700	41,930	7,817	...	218,771	5	5	1
Portuguese Publishing House* .....	13,581	141,570	...	294,882	...	11,606	33,972	495,611	10	77	1
Romanian Adventist Publishing House .....	251,351	1,922	14,623	1,042,872	128,410	2,428,072	1,263,724	5,130,974	174	26	2
Safeliz Publishing House* .....	1,419,778	4,277	...	119,192	210,633	1,338,664	...	3,092,544	11	12	11
Slovakian Publishing House .....	40,955	...	2,181	44,200	2,916	45,267	...	135,519	4	2	1
Swiss Publishing House .....	368,963	545,050	...	470,717	26,654	113,189	...	1,524,573	49	1	1
Totals (10) .....	2,330,761	753,821	38,114	3,234,087	1,483,203	4,332,704	1,436,844	13,609,534	281	149	...
<b>NORTH AMERICAN DIVISION</b>											
Pacific Press Publishing Association .....	482,822	...	...	4,573,320	9,772,717	1,286,366	3,373,064	19,488,289	130	56	6
Review and Herald Publishing Association*+ .....	...	...	...	...	...	...	...	...	...	...	...
Totals (2) .....	482,822	...	...	4,573,320	9,772,717	1,286,366	3,373,064	19,488,289	130	56	...
+General Conference institutions are listed in the division where the main plant is located.											
<b>NORTHERN ASIA-PACIFIC DIVISION</b>											
Japan Publishing House* .....	11,747	198,096	674	7,394	86,994	10,831	10,582	326,318	6	9	1
Korean Publishing House .....	484,711	170,273	...	252,857	1,219,239	727,128	...	2,854,208	40	12	1
Signs of the Times Publishing Association .....	28,014	24,557	509	7,813	43	34,659	42,149	137,744	12	3	1
Totals (3) .....	524,472	392,926	1,183	268,064	1,306,276	772,618	52,731	3,318,270	58	24	...
<b>SOUTH AMERICAN DIVISION</b>											
Brazil Publishing House .....	3,000,979	1,061,884	278,713	5,785,846	5,296,972	21,028,266	2,736,503	39,189,163	589	28	1
South American Spanish Publishing House .....	1,329,452	102,279	...	3,817,382	770,104	1,503,614	6,133,216	13,656,047	180	16	1
Totals (2) .....	4,330,431	1,164,163	278,713	9,603,228	6,067,076	22,531,880	8,869,719	52,845,210	769	44	...
<b>SOUTH PACIFIC DIVISION</b>											
Signs Publishing Company .....	420,148	...	78,091	1,405,235	1,450,439	141,121	637,224	4,132,258	20	3	2
<b>SOUTHERN AFRICA-INDIAN OCEAN DIVISION</b>											
Adventist Printing House (Madagascar) .....	64,075	...	...	398,918	...	24,450	15,674	503,117	43	4	3

Division and Institution	Books for Literature Evangelist Work (Subscriptions)			Books for Church Members (Trades)			Job Printing	Total Sales	Employees	Periodicals	Languages
	Books	Magazines	Miscellaneous	Books/Bibles	Magazines/Periodicals	Miscellaneous					
	US\$	US\$	US\$	US\$	US\$	US\$					
Publishing Houses (Cont'd)											
SOUTHERN AFRICA-INDIAN OCEAN DIVISION (CONT'D)											
Angola Publishing House	...	...	...	62,413	...	162,045	8,808	233,266	...	...	...
Malamulo Publishing House	42,625	...	8,423	139,863	...	34,375	55,705	280,991	27	4	2
Mozambique Publishing House*	57,532	...	...	...	...	9,697	...	67,229	3	...	...
Zambia Adventist Press	36,412	...	...	88,423	...	338,787	14,450	478,072	10	1	1
Totals (5)	200,644	...	8,423	689,617	...	569,354	94,637	1,562,675	83	9	...
SOUTHERN ASIA DIVISION											
Oriental Watchman Publishing House	10,074	669	14,615	100,232	11,835	29,514	106,527	273,466	44	5	15
SOUTHERN ASIA-PACIFIC DIVISION											
Bangladesh Adventist Publishing House	2,385	...	...	2,947	...	2,070	740	8,142	4	1	1
Indonesia Publishing House	29,415	22,599	...	192,553	49,792	537,159	22,224	853,742	58	18	1
Kinsaung Publishing House	1,565	...	...	19,825	20,285	11,036	1,279	53,990	13	10	7
Lakpahana Publishing House of SDA	17,284	...	2,867	17,714	223	10,826	13,982	62,896	6	1	3
Pakistan Publishing House (Qasid)*	...	...	...	...	...	...	...	...	...	...	...
Philippine Publishing House	4,431,836	1,434,406	273,151	949,398	608,693	598,047	77,901	8,373,432	88	9	5
Totals (6)	4,482,485	1,457,005	276,018	1,182,437	678,993	1,159,138	116,126	9,352,202	169	39	...
TRANS-EUROPEAN DIVISION											
Advent Publishing House*	14,067	...	...	10,550	...	79,060	...	103,677	3	1	1
Adventist Media and Forvaltning AB*	...	...	...	...	...	...	...	...	...	...	...
Croatian Publishing House*	18,331	...	...	39,238	20,902	36,531	13,294	128,296	1	3	1
Danish Publishing House*	...	...	...	...	...	...	...	...	...	...	...
Finland SDA Publishing House	...	...	...	15,750	187,179	5,193	...	208,122	4	2	1
Iceland Publishing House*	...	...	...	...	...	...	...	...	...	...	...
Latvian Publishing Centre*	25,137	...	...	...	...	4,412	...	29,549	3	11	1
Lithuanian Publishing Centre*	17,587	...	...	2,260	...	2,739	...	22,586	1	1	1
Macedonian Publishing House*	...	...	...	...	...	...	...	...	...	...	...
Netherlands Publishing Service*	...	...	...	...	...	...	...	...	...	...	...
Norwegian Publishing House*	46,802	115,528	...	83,834	225,717	...	40,100	511,981	4	4	1
Polish Publishing House*	4,633	500	1,133	51,630	85,335	12,500	...	155,731	8	4	1
Serbian Publishing House*	68,300	6,300	...	42,124	13,210	78,000	9,648	217,582	7	16	6
Slovenian Publishing House*	15,232	105,582	...	6,261	...	26,706	208	153,989	1	18	1
Stanborough Press Limited*	590,187	9,172	...	739,002	210,157	262,113	421,228	2,231,859	22	2	4
Totals (15)	800,276	237,082	1,133	990,649	742,500	507,254	484,478	3,763,372	54	62	...
WEST-CENTRAL AFRICA DIVISION											
Advent Press	206,746	...	...	1,104,460	...	111,271	87,075	1,509,552	52	4	4
Central African Publishing House	1,700	5,000	1,422	81,880	3,805	24,413	29,339	147,559	9	2	5
Totals (2)	208,446	5,000	1,422	1,186,340	3,805	135,684	116,414	1,657,111	61	6	...
Attached to the General Conference:											
MIDDLE EAST AND NORTH AFRICA UNION MISS											
Middle East Publishers*	no report	...	...	...	...	...	...	...	...	...	...
ISRAEL FIELD											
Life and Peace Publishing House*	no report	...	...	...	...	...	...	...	...	...	...
WORLD TOTALS 2021 (57)	18,416,642	4,133,412	973,725	38,086,393	23,656,017	33,040,721	15,594,590	133,901,500	2,037	474	...
WORLD TOTALS 2020 (57)	16,527,704	4,616,354	840,169	57,057,122	25,096,029	12,572,668	11,525,938	128,235,983	1,991	493	...

\*Without printing facilities. Report incomplete.

SECTION IV—FOOD INDUSTRIES

Table 30

Division and Institution	Location	Employees				Products		
		Full-time	Part-time	Casual	Student	Manufactured	Other	
Parentthesized figures after "Totals" represent the number of food industries in the divisions.								
INTER-AMERICAN DIVISION								
Inter-American Health Food Company								
Alimentos Colpac	Montemorelos, Mexico	192	...	5	7	62	5	
Caribbean Health Foods Limited	St. Joseph, Trinidad	12	41	...	10	30	35	
Cetebedi, S.A. Costa Rica	Alajuela, Costa Rica	45	1	3	2	53	4	
Cetebedi, S.A. Panama	Panama	13	2	...	...	11	30	
Colombia Branches (Productos Icolpan)	Medellin, Colombia	40	...	...	...	70	50	
Alimentos Integrales Viva Mejor (Bucaramanga)	Bucaramanga, Colombia	20	2	...	...	25	25	
Alimentos Integrales Viva Mejor EU (Cali)	Cali, Colombia	16	...	1	...	16	17	
Industrias Venepan	Nirgua, Yaracuy, Venezuela	45	...	...	5	9	...	
Productos Granix	Bonao, Dominican Republic	49	1	...	5	44	41	
Viva Mejor - Barquisimeto	Barquisimeto, Venezuela	9	...	2	3	9	7	
Viva Mejor - Bogota (Upper Magdalena Conference)	Bogota, Colombia	No report					...	...
Totals (11)		441	47	11	32	329	214	
INTER-EUROPEAN DIVISION								
Bioherba Health Food Company (Bioherba GmbH)	Heimertingen, Germany	47	22	...	...	565	13	
NORTHERN ASIA-PACIFIC DIVISION								
Korean Sahmyook Foods	Cheonan-si, Choongnam, Korea	284	...	...	...	107	30	



Division and Institution	Location	Employees				Products	
		Full-time	Part-time	Casual	Student	Manufactured	Other
Food Industries (Cont'd)							
NORTHERN ASIA-PACIFIC DIVISION (CONT'D)							
Korean Sahmyook Foods - 2nd Factory	Wanju-gun, Jeonbuk, Korea	4	...	...	...	28	11
Korean Sahmyook Foods - 3rd Factory	Bonghwa-gun, Gyeongbuk, Korea	64	...	...	...	32	15
Korean Sahmyook Foods - 4th Factory	Boryung-si, Choongnam, Korea	31	18	...	...	157	42
San-iku Foods	Sodegaura-shi, Chiba, Japan	22	24	...	...	53	10
Totals (5)		405	42	3	...	377	108
SOUTH AMERICAN DIVISION							
Argentina Food Factory (Alimentos Granix)	Buenos Aires, Argentina	1,092	8	...	...	389	64
Brazil Food Factory (Produtos Alimenticios Superbom)	Sao Paulo, Brazil	160	2	...	...	99	33
Totals (2)		1,252	10	...	...	488	97
SOUTH PACIFIC DIVISION							
Life Health Foods	Australia and New Zealand	160	5	16	...	173	9
Sanitarium Health Foods	Australia and New Zealand	873	157	208	...	238	3
Vitality Works and Lifestyle Medicine Institute	Australia and New Zealand	77	12	23	...	...	22
Totals (3)		1,110	174	247	...	411	34
WORLD TOTALS 2021 (22)		3,255	295	261	32	2,170	466
WORLD TOTALS 2020 (22)		3,277	281	241	27	2,253	510
Food Industry Sales, World 2021						US\$ 834,132,882	
Food Industry Sales, World 2020						US\$ 749,307,105	

# **Chapter 7 - Global Mission**

GLOBAL MISSION

The Church's Presence, Outreach, and Mission

**Challenge of Global Mission.**—The Global Mission document voted at the 1989 Annual Council and endorsed at the 1990 General Conference Session seeks to create an awareness, in concrete measurable terms, of what the gospel commission means to the church today.

**Monitoring Global Advance.**—Table 1 below lists major unentered regions of the world according to conferences or missions rather than by countries. It is based on a challenge of Global Mission: to place a church among each one million of earth's population. To locate regions where the ratio of churches to population is less than 1:1,000,000, we have used the 2022 *Seventh-day Adventist Yearbook* to find those conferences or missions with low church-to-population ratios. For example, in the Northern India Union Section of the Southern Asia Division the Chhattisgarh Region has a population of 31.1 million and 10 churches. Therefore, on average, each church serves a population of 3.1 million people. Progress is indicated in the fact that in 2001, when this field was organized, each church served an average of 6.9 million people.

This view of the global challenge shows in which conferences or missions the great challenges lie in relation to the Adventist "presence." (For a definition of "presence" see "Definitions" in the next column.)

A column is provided to show the "Population Estimate (Millions) Per Church 1990 or When Organized" for comparison. The basis for these entries is the 1991 *Seventh-day Adventist Yearbook* or the *Yearbook* representing the year of the field's organization after 1990. In some cases the 2021 ratio is larger than the earlier ratio. This may be due to a population that is growing more rapidly than the church or to official revisions in population estimates, rather than to a loss of churches. In some cases the fields that existed in 1990 no longer exist by the same name or territory so a direct comparison is impossible. In other cases growth of churches has lowered the ratio below 1.0. These are being eliminated year by year as church growth occurs. This occurred last year when the Congo Equatorial Field of the East-Central Africa Division established its 9th church in a territory with a population of 8.4 million people.

The number of churches is taken from the 2022 edition of the *Annual Statistical Report*; population statistics are for mid-2021 and estimates are provided by the Population Reference Bureau of Washington, DC.\*

Some countries with a population of one million or more yet with little or no Seventh-day Adventist organizational structure are shown in parentheses.

Table 2 lists all countries and some areas of the world and shows church-planting activity and general growth, including the number of ordained ministers, churches, companies, and members, for each country.

Although isolated Sabbath keepers or Seventh-day Adventists from other countries are known to reside in some countries where there is no organized church, the data here corresponds to official reports from the divisions.

The "Ordained Ministers" column excludes those who serve in administrative positions at the union and division levels.

**Definitions.**—Officially, what is a "country or area of the world?" For the purposes of this report, it is a separate political or geographical entity. Because the Seventh-day Adventist Church does not involve itself in political affairs, the reader should attach no special significance to the presence of certain names in the list or the absence of others. The countries and areas shown in the accompanying Global Mission tables are taken from the United Nations Statistics Division, Standard Country and Area Codes Classifications (M49) list, excluding areas without political autonomy or permanent populations.

"Presence" means the existence within the territory of an organized church.

"Established work" exists in a country or area of the world when one or more of the following criteria have been met: (1) when an organized church meets regularly; (2) when a mission station, healthcare facility, or school is functioning regularly; or (3) when a regular full-time denominational employee is based in the country or area carrying on outreach or soul-winning activities through such units as a Sabbath school, an organized company, or a language school. Seventh-day Adventist work is not considered to be established in a country or area when it is limited to a series of evangelistic meetings, literature-evangelist work not based there, scattered Sabbath keepers, employees traveling through, or temporary service by regular employees, student missionaries, or other volunteer employees. Countries or areas where the church does not have established work are listed in Table 1a on page 107.

The "number of countries and areas of the world" is derived from the United Nations M49 list downloaded June 2, 2022, less the areas excluded for the reasons mentioned above. This makes our count 235.

**Symbols Used in Table 2:**

- + Improvement, but percentage calculation is impossible because the beginning figure is zero.
- Decrease in growth.
- ( ) Negative number.

\*Toshiko Kaneda, Charlotte Greenbaum, and Kellye Kline, 2021 *World Population Data Sheet* (Washington, DC: Population Reference Bureau, 2021).

**GLOBAL MISSION (GM) Table 1**  
**Conferences or Missions Where Each Church**  
**Serves More Than One Million Persons**

Conference, Mission, or Country	Population Estimate (Millions) 2021	Churches 2021	Population Estimate (Millions) Per Church	
			2021	1990 or When Organized
<b>EAST-CENTRAL AFRICA DIVISION</b>				
East Kenya Union Conference (Somalia)	16.4	no church	no church	no church
West Congo Union Mission				
Lower Congo Field	7.8	7	1.1	3.4
Attached Field				
Eritrea Mission Field	3.6	3	1.2	1.2
<b>EURO-ASIA DIVISION</b>				
Southern Union Mission				
Tajikistan Field	9.8	2	4.9	1.1
Turkmenistan Field	6.1	1	6.1	5.6
Uzbekistan Field	34.9	9	3.9	1.7
(Afghanistan)	39.8	no church	no church	no church
<b>NORTHERN ASIA-PACIFIC DIVISION</b>				
Japan Union Conference				
East Japan Conference	64.7	54	1.2	1.2
West Japan Conference	59.1	30	2.0	1.7
Korean Union Conference				
(Korea, Democratic People's Rep. of)	25.9	no church	no church	no church
<b>SOUTHERN ASIA DIVISION</b>				
Northeast India Union Section				
Assam Region	34.5	18	1.9	2.1

Conference, Mission, or Country	Population Estimate (Millions) 2021	Churches 2021	Population Estimate (Millions) Per Church	
			2021	1990 or When Organized

Conference, Mission, or Country	Population Estimate (Millions) 2021	Churches 2021	Population Estimate (Millions) Per Church	
			2021	1990 or When Organized

TABLE 1—Conferences or Missions Where Each Church Serves More Than One Million Persons (Cont'd)

SOUTHERN ASIA DIVISION (Cont'd)

Northern India Union Section				
Bihar Region	126.7	4	31.7	30.2
Central Uttar Pradesh Region	57.9	6	9.7	9.7
Chhattisgarh Region	31.1	10	3.1	6.9
Delhi Metro Region	19.9	11	1.8	7.0
Eastern Uttar Pradesh Section	89.6	32	2.8	32.7
Haryana Region	29.4	16	1.8	21.0
Himachal Pradesh Region	7.5	7	1.1	1.4
Kolkata Metro Region	24.2	3	8.1	4.5
Madhya Pradesh Region	83.5	4	20.9	18.0
Rajasthan Section	78.0	50	1.6	2.9
Upper Ganges Section	79.1	43	1.8	3.5
Uttarakhand Region	11.3	9	1.3	1.1
South-Central India Union Section				
South Karnataka Section	24.5	24	1.0	0.7
Southwest India Union Section				
Malabar Region	7.5	7	1.1	1.5
Western India Union Section				
Gujarat Conference	58.6	42	1.4	4.0
Mumbai Metro Section	27.2	20	1.4	1.3
Saurashtra Region	19.0	4	4.8	3.6
South Gujarat Region	6.3	4	1.6	1.1
Vidarbha Region (Nagpur)	23.9	21	1.1	2.3
Attached Field				
Himalayan Section	30.4	26	1.2	2.7

SOUTHERN ASIA-PACIFIC DIVISION

Bangladesh Union Mission				
East Bangladesh Mission	69.0	26	2.7	16.9
South Bangladesh Mission	40.5	35	1.2	0.7
West Bangladesh Mission	33.6	31	1.1	2.2
Pakistan Union Section				
Northern Section	148.8	96	1.6	2.3
Southern Section	76.6	32	2.4	2.9
Southeast Asia Union Mission				

SOUTHERN ASIA-PACIFIC DIVISION (Cont'd)

Cambodia Mission	15.7	7	2.2	no church
Laos Region	7.5	2	3.8	5.1
Thailand Mission	66.7	54	1.2	1.4
Vietnam Mission	100.2	19	5.3	3.2
West Indonesia Union Mission				
Central Java Mission	42.9	38	1.1	1.2
Attached Field				
Timor-Leste Mission	1.3	1	1.3	1.1

TRANS-EUROPEAN DIVISION

Attached Field				
Greek Mission	10.7	9	1.2	1.3

WEST-CENTRAL AFRICA DIVISION

Eastern Sahel Union Mission				
Burkina Faso Mission	21.5	12	1.8	3.0
Niger Region	25.1	2	12.6	no church
West African Union Mission				
Guinea Region	13.5	6	2.3	3.0
Western Sahel Union Mission				
Mali Mission	20.9	5	4.2	4.1
Senegal/Mauritania Mission	22.0	7	3.1	3.7

ATTACHED TO GENERAL CONFERENCE

Chinese Union Mission				
(China)	1,412.3	1,139	1.2	2.9

Middle East and North Africa Union Mission

East Mediterranean Region	78.2	6	13.0	2.5
Egypt-Sudan Field	147.2	23	6.4	6.8
Gulf Field	89.5	22	4.1	5.7
North Africa Region	100.8	4	25.2	75.3
West Asian Field	169.1	4	42.3	39.3
(Palestine, State of)	5.2	no church	no church	no church

GLOBAL MISSION (GM) Table 1a  
Countries and Areas of the World Where  
Seventh-day Adventist Work is Not Currently Established  
As of December 31, 2021

Country or Area of the World	Continent	Division/Attached Field	Population Estimate Mid-2021	Country or Area of the World	Continent	Division/Attached Field	Population Estimate Mid-2021
Afghanistan	Asia	Euro-Asia	39,831,000	Mauritania	Africa	West-Central Africa	4,775,000
Aland Islands	Europe	Trans-European	30,000	Monaco	Europe	Inter-European	38,000
Brunei Darussalam	Asia	Southern Asia-Pacific	451,000	Palestine, State of	Asia		5,219,000
Comoros	Africa	Southern Africa-Indian Ocean	888,000	Saint Barthelemy	North America	Inter-American	10,000
Gibraltar	Europe	Inter-European	34,000	Saint Pierre and Miquelon	North America	North American	6,000
Greenland	North America	Trans-European	57,000	San Marino	Europe	Inter-European	34,000
Guernsey	Europe	Trans-European	67,000	Somalia	Africa	East-Central Africa	16,359,000
Holy See	Europe	Inter-European	1,000	Syrian Arab Republic	Asia	Middle East and North Africa Un	20,382,000
Iran (Islamic Republic of)	Asia	Middle East and North Africa Un	85,009,000	Tokelau	Oceania	South Pacific	1,000
Korea, Democratic People's Rep of	Asia	Northern Asia-Pacific	25,887,000	Western Sahara	Africa	Middle East and North Africa Un	612,000
Liechtenstein	Europe	Inter-European	39,000	Yemen	Asia	Middle East and North Africa Un	30,489,000
Maldives	Asia	Southern Asia	543,000				

Summary

Countries and areas of the world (See p. 106)	235
Countries and areas of the world in which Seventh-day Adventist work is established	212
Countries and areas of the world in which Seventh-day Adventist work is not established (listed above)	23
Estimated population of the world as of June 30, 2021	7,837,485,000
Estimated population of countries and areas of the world in which Seventh-day Adventist work is established	7,606,723,000
Estimated population of countries and areas of the world in which Seventh-day Adventist work is not established (listed above)	230,762,000

## GENERAL STATISTICS FOR 2021

## GLOBAL MISSION

## (GM) Table 2

## Seventh-day Adventist Presence in \*Countries and Areas of the World

(\*Please see "Definitions" on page 106 of this report.)

Country or Area of the World	Division	Continent	Ordained Ministers 2021	Churches 2021	Companies 2021	Church Membership 2021	Population Estimate (Thousands) 2021	Adventist Deaths Per Thousand	General Population Deaths Per Thousand	Church Membership Per Ten Thousand Population	Population Per Member Ratio**	% Net Membership Growth	
												Over Last Year	Over Last 10 Years
Afghanistan	ESD	As	0	0	0	5	39,831	0.00	6.00	0	6,638,500	0	0
Aland Islands	TED	Eur	0	0	0	10	30	0.00	10.00	3	2,727	0	(9)
Albania	TED	Eur	3	5	2	471	2,821	4.24	10.00	2	5,977	(0)	34
Algeria	MENA	Afr				104	45,104	0.00	5.00	0	429,562	21	41
American Samoa	SPD	Oc	7	10	8	2,151	59	6.06	6.00	365	27	9	16
Andorra	EUD	Eur	0	0	1	24	78	0.00	5.00	3	3,120	0	140
Angola	SID	Afr	148	1,674	2,462	588,583	33,642	3.72	8.00	175	57	7	44
Anguilla	IAD	NA	2	3	1	1,233	18	4.83	6.00	685	15	(1)	26
Antigua and Barbuda	IAD	NA	16	30	2	7,883	99	5.24	7.00	796	13	(4)	(10)
Argentina	SAD	SA	136	645	414	120,770	45,715	5.51	7.00	26	379	1	7
Armenia	ESD	As	2	19	11	813	2,965	24.24	12.00	3	3,643	(1)	(8)
Aruba	IAD	NA	2	8	3	1,214	107	6.81	10.00	113	88	3	70
Australia	SPD	Oc	272	440	114	63,512	25,768	8.02	6.00	25	406	1	12
Austria	EUD	Eur	22	57	10	4,329	8,944	11.79	10.00	5	2,066	0	10
Azerbaijan	ESD	As	3	5	6	486	10,192	28.23	6.00	0	20,928	(2)	(33)
Bahamas	IAD	NA	10	60	3	22,276	393	4.87	6.00	567	18	1	8
Bahrain	MENA	As				91	1,459	0.00	2.00	1	15,859	0	128
Bangladesh	SSD	As	12	127	284	33,385	171,669	2.06	6.00	2	5,142	(4)	(4)
Barbados	IAD	NA	16	57	3	20,273	268	3.90	9.00	756	13	0	9
Belarus	ESD	Eur	29	66	28	3,678	9,318	23.36	13.00	4	2,533	(1)	(8)
Belgium	EUD	Eur	5	33	2	2,779	11,530	6.52	11.00	2	4,147	1	33
Belize	IAD	NA	9	106	36	48,953	431	1.76	5.00	1,136	9	1	32
Benin	WAD	Afr	5	34	59	6,263	12,631	1.34	8.00	5	2,016	5	16
Bermuda	NAD	NA	7	11	1	3,937	62	15.66	8.00	635	16	(1)	(0)
Bhutan	SUD	As	3	14	24	913	756	10.25	6.00	12	827	4	37
Bolivia, Plurinational State of	SAD	SA	89	512	673	126,209	11,826	4.44	6.00	107	94	0	58
Bonaire, Sint Eustatius, and Saba	IAD	NA	3	5	1	930	27	6.43	5.22	344	29	(0)	(52)
Bosnia and Herzegovina	TED	Eur	2	23	0	570	3,471	10.42	12.00	2	6,079	(1)	(5)
Botswana	SID	Afr	18	166	87	47,516	2,350	1.26	9.00	202	49	(0)	45
Brazil	SAD	SA	1,927	9,987	8,962	1,732,833	212,821	7.30	7.00	81	123	0	32
British Virgin Islands	IAD	NA	3	8	0	2,163	30	1.87	0.00	721	14	1	28
Brunei Darussalam	SSD	As	0	0	0	0	451	0.00	4.00	-	451,000	0	0
Bulgaria	EUD	Eur	46	109	106	7,051	6,888	25.44	18.00	10	977	0	(6)
Burkina Faso	WAD	Afr	5	12	65	2,539	21,497	3.75	8.00	1	8,463	6	(34)
Burundi	ECD	Afr	43	529	482	203,240	12,241	1.74	6.00	166	60	6	55
Cabo Verde	WAD	Afr	4	43	40	9,881	562	1.58	6.00	176	57	4	45
Cambodia	SSD	As	6	7	36	4,004	15,654	3.70	6.00	3	3,909	6	(29)
Cameroon	WAD	Afr	119	1,008	671	121,627	27,338	2.58	8.00	44	225	6	17
Canada	NAD	NA	227	395	79	74,079	38,169	7.80	8.00	19	515	1	16
Cayman Islands	IAD	NA	7	16	1	6,913	77	2.38	10.00	898	11	3	46
Central African Republic	WAD	Afr	3	53	50	6,765	4,920	3.09	12.00	14	727	5	(36)
Chad	WAD	Afr	9	42	39	4,425	17,413	5.97	10.00	3	3,934	10	11
Chile	SAD	SA	115	709	292	104,827	19,645	6.74	6.00	53	187	1	(7)
China	CHUM	As	144	1,139	3,011	476,194	1,412,272	2.45	7.00	3	2,966	1	18
Colombia	IAD	SA	209	1,839	867	285,305	50,942	5.56	6.00	56	179	(2)	(4)
Comoros	SID	Afr	0	0	0	0	888	0.00	7.00	-	888,000	0	0
Congo	WAD	Afr	2	16	7	1,359	5,657	4.56	7.00	2	4,160	3	94
Congo, Democratic Republic of the	ECD	Afr	401	2,272	1,887	736,014	92,480	1.88	8.00	80	126	4	33
Cook Islands	SPD	Oc	2	14	2	1,030	15	3.02	8.00	687	15	4	18
Costa Rica	IAD	NA	23	250	68	39,337	5,158	4.44	5.00	76	131	(7)	(41)
Cote d'Ivoire	WAD	Afr	21	97	122	10,491	27,053	5.35	10.00	4	2,578	6	(18)
Croatia	TED	Eur	13	68	0	2,519	4,021	13.67	15.00	6	1,596	1	(10)
Cuba	IAD	NA	68	353	150	38,420	11,175	10.73	10.00	34	291	1	19
Curacao	IAD	NA	6	27	2	8,506	153	6.07	9.00	556	18	1	33
Cyprus	TED	As	2	2	1	116	1,215	17.54	7.00	1	10,385	2	45
Czechia	EUD	Eur	46	146	25	7,349	10,687	12.91	12.00	7	1,454	(1)	(2)
Denmark	TED	Eur	8	42	1	2,330	5,847	11.95	9.00	4	2,508	(1)	(5)
Djibouti	ECD	Afr	0	0	0	0	1,002	0.00	7.00	-	1,002,000	0	0
Dominica	IAD	NA	8	23	5	7,439	72	1.35	10.00	1,033	10	0	9
Dominican Republic	IAD	NA	142	970	528	318,766	10,594	1.22	7.00	301	33	(11)	12
Ecuador	SAD	SA	55	318	337	54,506	17,740	4.98	6.00	31	325	0	16
Egypt	MENA	Afr				853	102,297	4.72	6.00	0	119,786	1	15
El Salvador	IAD	NA	37	821	209	191,098	6,526	2.83	6.00	293	34	(1)	(9)
Equatorial Guinea	WAD	Afr	2	11	26	1,778	1,450	4.37	9.00	12	815	(3)	(31)
Eritrea	ECD	Afr	0	3	12	526	3,601	0.00	7.00	1	6,833	0	0
Estonia	TED	Eur	4	18	2	1,287	1,329	26.66	12.00	10	1,032	(2)	(21)
Eswatini	SID	Afr	3	28	39	9,434	1,113	1.69	10.00	85	118	(0)	77
Ethiopia	ECD	Afr	237	1,029	517	224,937	117,821	3.05	6.00	19	524	5	17
Falkland Islands (Malvinas)	SAD	SA	0	0	1	8	4	0.00	0.00	20	444	0	+
Faroe Islands	TED	Eur	0	1	0	49	49	57.69	0.00	10	980	(6)	(17)
Fiji	SPD	Oc	42	172	90	29,979	899	0.60	8.00	333	30	0	17
Finland	TED	Eur	5	59	9	4,378	5,508	18.54	10.00	8	1,258	(2)	(12)
France	EUD	Eur	53	139	44	16,761	65,257	5.65	10.00	3	3,893	3	29

# STATISTICAL REPORT FOR 2021

109

Country or Area of the World	Division	Continent	Ordained Ministers 2021	Churches 2021	Companies 2021	Church Membership 2021	Population Estimate (Thousands) 2021	Adventist Deaths Per Thousand	General Population Deaths Per Thousand	Church Membership Per Ten Thousand Population	Population Per Member Ratio**	% Net Membership Growth	
												Over Last Year	Over Last 10 Years

Table 2—Seventh-day Adventist Presence in Countries and Areas of the World (Cont'd)

French Guiana	IAD	SA	5	14	6	3,235	294	1.27	3.00	110	91	3	42
French Polynesia	SPD	Oc	9	44	19	5,259	282	5.69	6.00	186	54	(0)	19
Gabon	WAD	Afr	4	21	9	2,605	2,279	3.07	7.00	11	875	0	(32)
Gambia	WAD	Afr	2	5	6	339	2,487	0.00	8.00	1	7,315	3	58
Georgia	ESD	As	2	8	4	336	3,702	26.47	14.00	1	10,985	(1)	(21)
Germany	EUD	Eur	209	544	41	34,285	83,143	16.42	12.00	4	2,425	(0)	(2)
Ghana	WAD	Afr	323	2,090	2,371	387,379	32,373	2.58	6.00	120	84	4	1
Gibraltar	EUD	Eur	0	0	0	3	34	0.00	0.00	1	8,500	0	+
Greece	TED	Eur	4	9	5	479	10,697	8.23	12.00	0	22,285	(1)	(9)
Greenland	TED	NA	0	0	0	0	57	0.00	9.00	-	57,000	0	0
Grenada	IAD	NA	15	46	5	14,296	113	5.56	10.00	1,265	8	1	9
Guadeloupe	IAD	NA	8	64	11	10,132	376	6.24	10.00	269	37	5	(12)
Guam	NAD	Oc	1	7	2	1,354	178	7.64	6.00	76	131	(6)	23
Guatemala	IAD	NA	48	1,072	265	203,359	18,441	1.92	5.00	110	91	4	(13)
Guernsey	TED	Eur	0	0	0	0	67	0.00	8.00	-	67,000	0	0
Guinea	WAD	Afr	1	6	28	2,769	13,497	1.11	8.00	2	4,873	2	83
Guinea-Bissau	WAD	Afr	5	8	14	4,144	1,976	0.25	8.00	21	477	4	70
Guyana	IAD	SA	27	170	16	66,734	790	1.78	8.00	845	12	2	14
Haiti	IAD	NA	105	657	557	490,065	11,541	0.96	8.00	425	24	1	31
Holy See	EUD	Eur	0	0	0	0	1	0.00	0.00	-	1,000	0	0
Honduras	IAD	NA	32	476	236	78,866	9,444	1.37	5.00	84	120	0	(68)
Hong Kong Special Administrative Region (China)	CHUM	As	21	19	3	4,514	7,451	6.94	7.00	6	1,650	1	(3)
Hungary	TED	Eur	33	110	26	5,097	9,690	21.97	14.00	5	1,901	(1)	9
Iceland	TED	Eur	2	6	1	470	371	12.77	6.00	13	788	0	(4)
India	SUD	As	374	4,537	4,677	1,139,577	1,393,010	1.40	6.00	8	1,222	1	(29)
Indonesia	SSD	As	660	1,901	492	207,384	275,122	4.61	7.00	8	1,327	(6)	5
Iran (Islamic Republic of)	MENA	As				0	85,009	0.00	5.00	-	85,009,000	0	-
Iraq	MENA	As				82	40,127	0.00	4.00	0	483,458	1	(51)
Ireland	TED	Eur	4	8	7	784	5,048	1.36	6.00	2	6,431	6	89
Isle of Man	TED	Eur	1	1	0	50	85	0.00	0.00	6	1,667	16	100
Israel	ISRF	As	6	14	6	834	9,362	1.23	5.00	1	11,212	3	(3)
Italy	EUD	Eur	34	106	20	9,302	59,014	12.53	13.00	2	6,344	(0)	(1)
Jamaica	IAD	NA	111	701	31	329,961	2,816	1.59	7.00	1,172	9	1	25
Japan	NSD	As	40	98	48	15,022	125,360	10.86	11.00	1	8,345	0	(2)
Jersey	TED	Eur	0	0	0	0	108	0.00	8.00	-	108,000	0	0
Jordan	MENA	As				180	10,928	11.05	6.00	0	60,376	(1)	(9)
Kazakhstan	ESD	As	8	31	26	2,176	18,999	24.07	9.00	1	8,727	(5)	(28)
Kenya	ECD	Afr	609	7,347	3,629	1,100,142	54,681	3.94	5.00	201	50	0	53
Kiribati	SPD	Oc	3	20	7	3,088	121	4.95	8.00	255	39	2	39
Korea, Democratic People's Republic of+	NSD	As				25,887	0.00	9.00	0.00	0	29,858	0	0
Korea, Republic of	NSD	As	620	670	137	259,625	51,822	12.99	6.00	50	200	(1)	15
Kuwait	MENA	As				208	4,530	5.00	2.00	0	21,675	4	11
Kyrgyzstan	ESD	As	18	10	8	604	6,694	18.96	6.00	1	11,064	(5)	(25)
Lao People's Democratic Republic	SSD	As	6	2	2	2,346	7,463	0.00	7.00	3	3,180	23	21
Latvia	TED	Eur	13	49	2	3,667	1,882	10.11	16.00	19	513	(2)	(9)
Lebanon	MENA	As				356	6,761	8.90	5.00	1	18,938	6	(12)
Lesotho	SID	Afr	5	49	20	10,842	2,178	2.24	12.00	50	201	1	51
Liberia	WAD	Afr	23	90	74	29,104	5,180	2.63	7.00	56	178	4	8
Libya	MENA	Afr				57	6,955	0.00	5.00	0	119,914	0	(53)
Liechtenstein	EUD	Eur	0	0	0	9	39	100.00	7.00	2	3,900	(10)	13
Lithuania	TED	Eur	9	16	4	705	2,793	5.56	16.00	3	3,956	(2)	(21)
Luxembourg	EUD	Eur	0	2	0	200	639	0.00	7.00	3	3,179	2	190
Macao Special Administrative Region (China)	CHUM	As	0	2	1	344	685	0.00	3.00	5	1,986	3	57
Madagascar	SID	Afr	80	1,175	1,204	205,493	28,426	1.24	6.00	72	138	8	55
Malawi	SID	Afr	157	1,656	2,052	640,236	20,309	1.83	5.00	315	32	3	68
Malaysia	SSD	As	53	304	155	60,377	32,796	2.11	5.00	18	543	0	8
Maldives	SUD	As	0	0	0	0	543	0.00	2.00	-	543,000	0	0
Mali	WAD	Afr	1	5	21	2,082	20,855	0.00	9.00	1	10,012	1	32
Malta	EUD	Eur	0	1	0	23	547	0.00	7.00	0	22,792	(18)	(18)
Marshall Islands	NAD	Oc	2	3	4	1,040	55	1.06	4.00	189	53	11	53
Martinique	IAD	NA	20	69	4	16,444	355	3.13	10.00	463	22	1	9
Mauritania	WAD	Afr	0	1	1	49	4,775	0.00	7.00	0	95,500	(42)	123
Mauritius	SID	Afr	9	34	4	5,295	1,266	4.91	9.00	42	239	(0)	13
Mayotte	SID	Afr	0	1	0	116	294	0.00	4.00	4	2,513	(3)	+
Mexico	IAD	NA	514	4,971	4,409	801,622	128,760	5.45	6.00	62	161	3	16
Micronesia (Federated States of)	NAD	Oc	1	7	1	1,726	106	5.87	5.00	163	61	1	17
Moldova, Republic of	ESD	Eur	37	132	99	8,161	3,515	27.07	10.00	23	431	(3)	(19)
Monaco	EUD	Eur	0	0	0	0	38	0.00	7.00	-	38,000	0	0
Mongolia	NSD	As	9	6	5	3,112	3,420	2.59	5.00	9	1,099	1	77
Montenegro	TED	Eur	2	5	0	232	621	12.93	11.00	4	2,665	0	(9)
Montserrat	IAD	NA	0	2	1	605	4	8.21	13.00	1,513	7	(1)	(46)
Morocco	MENA	Afr				46	36,304	0.00	5.00	0	772,426	24	(13)
Mozambique	SID	Afr	31	1,054	1,641	364,834	31,986	0.82	11.00	114	88	(2)	28
Myanmar	SSD	As	68	243	95	35,509	55,518	7.20	9.00	6	1,563	2	16
Namibia	SID	Afr	5	132	28	24,941	2,586	3.56	8.00	96	104	3	42
Nauru	SPD	Oc	1	1	0	133	12	0.00	8.00	111	90	9	432
Nepal	SUD	As	8	26	82	9,381	30,369	0.43	7.00	3	3,237	1	10
Netherlands	TED	Eur	17	60	16	5,996	17,502	10.24	10.00	3	2,918	(1)	21

## GENERAL STATISTICS FOR 2021

Country or Area of the World	Division	Continent	Ordained Ministers 2021	Churches 2021	Companies 2021	Church Membership 2021	Population Estimate (Thousands) 2021	Adventist Deaths Per Thousand	General Population Deaths Per Thousand	Church Membership Per Ten Thousand Population	Population Per Member Ratio**	% Net Membership Growth	
												Over Last Year	Over Last 10 Years
New Caledonia	SPD	Oc	4	6	3	1,080	272	3.71	6.00	40	252	0	41
New Zealand	SPD	Oc	47	87	23	13,802	5,148	6.82	6.00	27	373	1	16
Nicaragua	IAD	NA	28	296	250	34,447	6,664	4.91	4.00	52	193	5	(71)
Niger	WAD	Afr	3	2	29	986	25,101	2.81	10.00	0	25,432	(8)	370
Nigeria	WAD	Afr	406	1,316	1,566	288,695	211,399	4.22	11.00	14	732	3	2
Niue	SPD	Oc	1	0	1	34	2	0.00	11.00	170	57	0	580
North Macedonia	TED	Eur	5	15	6	529	2,062	18.52	12.00	3	3,891	(2)	(5)
Northern Mariana Islands	NAD	Oc	1	1	3	327	58	2.85	5.00	56	177	(7)	49
Norway	TED	Eur	0	59	2	4,488	5,402	13.10	8.00	8	1,203	(0)	(2)
Oman	MENA	As				73	4,479	0.00	2.00	0	60,527	3	83
Pakistan	SSD	As	15	128	106	15,675	225,381	1.76	6.00	1	14,377	6	10
Palau	NAD	Oc	2	4	2	1,358	18	8.74	9.00	754	13	(1)	35
Palestine, State of		As	0		0	0	5,219	0.00	4.00	-	5,219,000	0	0
Panama	IAD	NA	36	398	229	98,584	4,375	0.88	5.00	225	44	3	2
Papua New Guinea	SPD	Oc	378	1,107	3,161	391,317	9,141	4.53	10.00	428	23	0	58
Paraguay	SAD	SA	24	77	86	14,191	7,340	3.26	6.00	19	517	5	20
Peru	SAD	SA	331	2,631	3,170	407,904	32,843	9.33	8.00	124	81	(2)	15
Philippines	SSD	As	468	5,299	2,235	1,353,228	110,174	2.32	6.00	123	81	6	77
Pitcairn	SPD	Oc	0	1	0	35	0	0.00	0.00	7,292	1	0	67
Poland	TED	Eur	34	116	28	5,815	38,154	17.07	13.00	2	6,560	(1)	0
Portugal	EUD	Eur	35	94	19	10,504	10,299	11.92	12.00	10	980	3	11
Puerto Rico	IAD	NA	99	311	8	33,406	2,828	6.23	9.00	118	85	0	(11)
Qatar	MENA	As				371	2,879	0.00	1.00	1	7,739	6	279
Reunion	SID	Afr	2	17	2	1,292	857	3.85	6.00	15	663	(1)	(12)
Romania	EUD	Eur	74	1,074	245	61,752	19,182	24.75	13.00	32	311	(1)	(8)
Russian Federation	ESD	Eur	193	628	398	39,850	143,903	21.97	15.00	3	3,611	(3)	(12)
Rwanda	ECD	Afr	166	1,902	660	988,769	13,276	0.20	5.00	745	13	1	89
Saint Barthelemy	IAD	NA	0	0	0	4	10	0.00	0.00	4	2,000	0	33
Saint Helena	SID	Afr	1	1	0	112	6	0.00	9.00	187	53	3	2
Saint Kitts and Nevis	IAD	NA	3	12	2	2,461	50	2.45	8.00	492	20	1	(3)
Saint Lucia	IAD	NA	17	44	4	24,413	183	2.23	7.00	1,334	7	1	41
Saint Martin	IAD	NA	1	4	1	465	39	0.00	4.00	119	84	0	0
Saint Pierre and Miquelon	NAD	NA	1	0	0	0	6	0.00	11.00	-	6,000	0	0
Saint Vincent and the Grenadines	IAD	NA	10	39	2	14,528	111	4.43	9.00	1,309	8	1	4
Samoa	SPD	Oc	24	39	28	10,134	204	3.11	5.00	497	20	5	42
San Marino	EUD	Eur	0	0	0	0	34	0.00	10.00	-	34,000	0	0
Sao Tome and Principe	SID	Afr	5	27	74	7,869	223	1.76	5.00	353	28	6	94
Saudi Arabia	MENA	As				624	35,877	3.49	4.00	0	57,403	9	263
Senegal	WAD	Afr	3	6	6	608	17,195	11.41	6.00	0	28,235	(13)	20
Serbia	TED	Eur	31	167	0	5,432	8,601	28.24	14.75	6	1,583	(1)	(18)
Seychelles	SID	Afr	3	8	3	1,159	100	6.13	7.00	116	86	1	55
Sierra Leone	WAD	Afr	6	53	66	12,459	8,141	3.28	11.00	15	653	2	(36)
Singapore	SSD	As	10	8	0	3,202	5,668	3.46	5.00	6	1,770	1	14
Sint Maarten	IAD	NA	6	6	1	3,177	43	4.14	4.00	739	14	1	148
Slovakia	EUD	Eur	13	43	9	2,140	5,450	25.08	11.00	4	2,546	(2)	(3)
Slovenia	TED	Eur	1	15	2	555	2,114	12.66	10.00	3	3,802	0	0
Solomon Islands	SPD	Oc	52	210	395	59,996	728	0.94	5.00	824	12	3	39
Somalia	ECD	Afr	0	0	0	0	16,359	0.00	11.00	-	16,359,000	0	0
South Africa	SID	Afr	179	1,190	343	142,852	60,143	2.37	12.00	24	421	(2)	41
South Sudan	ECD	Afr	25	103	242	61,055	11,381	0.65	10.00	54	186	10	232
Spain	EUD	Eur	53	112	45	17,313	47,394	6.29	10.00	4	2,737	(1)	8
Sri Lanka	SSD	As	8	35	21	3,312	22,068	3.92	6.00	2	6,661	(0)	(15)
Sudan	MENA	Afr				747	44,907	0.00	7.00	0	60,036	28	647
Suriname	IAD	SA	5	17	3	5,437	614	2.95	7.00	89	113	0	24
Sweden	TED	Eur	0	32	5	2,911	10,398	11.32	9.00	3	3,571	(0)	5
Switzerland	EUD	Eur	27	57	4	4,742	8,694	11.56	9.00	5	1,833	(0)	9
Syrian Arab Republic	MENA	As				0	20,382	0.00	5.00	-	20,382,000	0	0
Taiwan (China)	NSD	As	32	58	28	7,039	23,473	3.29	7.00	3	3,334	1	14
Tajikistan	ESD	As	4	2	7	261	9,750	0.00	5.00	0	37,214	5	0
Tanzania, United Republic of	ECD	Afr	298	3,924	2,690	899,963	62,093	2.70	5.00	145	69	8	109
Thailand	SSD	As	35	54	75	15,707	66,678	1.45	8.00	2	4,245	4	11
Timor-Leste	SSD	As	3	1	3	769	1,322	0.00	8.00	6	1,717	10	61
Togo	WAD	Afr	18	76	131	9,320	8,283	3.62	6.00	11	889	5	69
Tokelau	SPD	Oc	0	0	0	0	1	0.00	9.00	-	1,000	0	0
Tonga	SPD	Oc	12	16	18	3,918	100	0.52	6.00	392	26	1	48
Trinidad and Tobago	IAD	NA	56	165	22	68,590	1,369	2.68	8.00	501	20	0	7
Tunisia	MENA	Afr				56	11,796	0.00	7.00	0	206,947	10	19
Turkey	MENA	As				595	83,795	0.00	5.00	0	140,596	14	520
Turkmenistan	ESD	As	0	1	2	91	6,118	31.25	7.00	0	66,500	(5)	(4)
Turks and Caicos Islands	IAD	NA	4	9	1	4,121	46	0.25	3.00	896	11	4	71
Tuvalu	SPD	Oc	1	1	3	357	11	8.20	9.00	325	31	(2)	3
Uganda	ECD	Afr	167	1,294	2,483	452,134	47,123	0.93	6.00	96	104	4	97
Ukraine	ESD	Eur	248	804	218	44,346	43,301	28.96	15.00	10	976	(3)	(20)
United Arab Emirates	MENA	As				1,346	9,782	3.07	2.00	1	7,262	3	194
United Kingdom of Great Britain and Northern Ireland	TED	Eur	116	290	103	39,567	67,546	9.34	10.00	6	1,707	1	21
United States of America	NAD	NA	2,833	5,235	810	1,187,961	332,307	8.24	10.00	36	280	0	11
United States Virgin Islands	IAD	NA	8	13	2	9,316	104	3.77	9.00	896	11	0	10
Uruguay	SAD	SA	13	60	51	7,312	3,538	5.74	10.00	21	484	2	(2)

Table 2—Seventh-day Adventist Presence in Countries and Areas of the World (Cont'd)

Country or Area of the World	Division	Continent	Ordained Ministers 2021	Churches 2021	Companies 2021	Church Membership 2021	Population Estimate (Thousands) 2021	Adventist Deaths Per Thousand	General Population Deaths Per Thousand	Church Membership Per Ten Thousand Population	Population Per Member Ratio**	% Net Membership Growth	
												Over Last Year	Over Last 10 Years

Table 2—Seventh-day Adventist Presence in Countries and Areas of the World (Cont'd)

Uzbekistan	ESD	As	6	9	2	686	34,859	24.53	5.00	0	50,741	(1)	(13)
Vanuatu	SPD	Oc	25	90	221	26,747	301	1.08	4.00	889	11	(3)	47
Venezuela (Bolivarian Republic of)	IAD	SA	92	1,277	462	346,309	29,066	2.93	8.00	119	84	(2)	37
Viet Nam	SSD	As	15	19	176	14,138	100,225	2.43	6.00	1	7,089	1	34
Wallis and Futuna Islands	SPD	Oc	0	0	1	18	11	0.00	7.00	16	579	0	500
Western Sahara	MENA	Afr				0	612	0.00	5.00	-	612,000	0	0
Yemen	MENA	As				0	30,489	0.00	6.00	-	30,489,000	0	0
Zambia	SID	Afr	176	3,650	4,237	1,309,784	19,078	2.24	6.00	687	15	2	69
Zimbabwe	SID	Afr	121	2,564	2,063	824,326	15,090	1.80	8.00	546	18	(15)	18

SUMMARY

Africa			3,867	36,851	32,273	9,758,994	1,372,630	2.20	7.77	71	141	1	49
Asia			2,677	14,856	11,778	3,675,957	4,650,640	3.08	6.50	8	1,265	2	7
Europe			1,431	5,321	1,535	362,992	744,146	18.40	12.28	5	2,050	(1)	(3)
North America			4,541	17,733	7,943	4,220,243	593,401	4.53	8.45	71	141	0	4
Oceania			887	2,280	4,106	618,395	43,490	4.23	6.85	142	70	0	44
South America			3,028	18,256	15,340	3,275,580	433,178	6.56	6.92	76	132	0	24

WORLD TOTALS 2021			16,431	95,297	72,975	21,912,161	7,837,485	3.79	7.44	28	358	1	25
-------------------	--	--	--------	--------	--------	------------	-----------	------	------	----	-----	---	----

WORLD TOTALS 2020			16,229	92,876	72,562	21,723,992	7,772,848	3.01	7.25	28	358	1	28
-------------------	--	--	--------	--------	--------	------------	-----------	------	------	----	-----	---	----

Note—Statistics for some countries or areas are not available. \*\*Population per member is calculated as population divided by members plus one (to avoid dividing by zero). +No report since 1959.

GLOBAL MISSION

(GM) Table 3

10/40 Window

Matthew 24:14: "And this gospel of the kingdom will be preached in the whole world as a testimony to all nations, and then the end will come." NIV

The 10/40 Window describes a rectangular-shaped region of the world map in the eastern hemisphere between the 10 and 40 northern lines of latitude, which includes North Africa, the Middle East, and Asia, where more than 60% of the world's population live. This region is home to some of the largest people groups who do not have access to the Gospel message. The majority of the world's least evangelized countries and a great number of the poor are within the 10/40 Window. It contains three of the world's dominant religions: Islam, Hinduism, and Buddhism, plus the non-religious. Much of this region also has Biblical and historical significance.

Countries and Areas in the 10/40 Window

Afghanistan	China	Iraq	Malaysia	Palestine, State of	Timor-Leste
Albania	Djibouti	Israel	Maldives	Qatar	Tunisia
Algeria	Egypt	Japan	Mali	Saudi Arabia	Turkey
Azerbaijan	Eritrea	Jordan	Mauritania	Senegal	Turkmenistan
Bahrain	Ethiopia	Kazakhstan	Mongolia	Somalia	United Arab Emirates
Bangladesh	Gambia	Korea, Democ People's Rep of	Morocco	South Sudan	Uzbekistan
Benin	Guinea	Kuwait	Myanmar	Sri Lanka	Viet Nam
Bhutan	Guinea-Bissau	Kyrgyzstan	Nepal	Sudan	Western Sahara
Brunei Darussalam	Hong Kong SAR (China)	Lao People's Democratic Rep	Niger	Syrian Arab Republic	Yemen
Burkina Faso	India	Lebanon	Nigeria	Taiwan (China)	
Cambodia	Indonesia	Libya	Oman	Tajikistan	
Chad	Iran (Islamic Republic of)	Macao SAR (China)	Pakistan	Thailand	

General Church Statistics Inside and Outside the 10/40 Window 2021

	Number of Countries	Ordained Ministers	Churches	Companies	Church Membership	Population Estimate (Thousands) Mid-2021	Population Per Member Ratio
Inside the 10/40 Countries	69	2,291	11,454	12,008	2,660,388	5,224,880	1,964
Outside the 10/40 Countries	166	14,140	83,843	60,967	19,251,773	2,612,605	136

Number of Seventh-day Adventist Institutions as Listed in the SDA Yearbook in the 10/40 Window 2021

	Food Industries	Hospitals	Media Centers	Radio and TV Stations	Medical/Dental Clinics and Air Bases	Nursing Homes/Retirement Centers	Orphanages	Publishing Houses	Tertiary Schools	Secondary Schools
Inside the 10/40 Countries	4	33	4	6	48	4	3	11	22	118
Outside the 10/40 Countries	11	158	15	123	262	75	17	48	82	712



**LANGUAGES AND DIALECTS IN WHICH SEVENTH-DAY ADVENTIST PUBLICATIONS ARE NOW IN PRINT**

Table 31

Country or Area of the World	Language or Dialect	Country or Area of the World	Language or Dialect	Country or Area of the World	Language or Dialect
Albania (2020)	Albanian, Gheg	Congo, Democratic Republic of the	English; French; Lingala; Luba-Kasai; Nandi; Rwanda; Swahili	Jordan	Arabic, North Levantine Spoken; Arabic, Standard; English
American Samoa (2020)	English; Samoan	Cook Islands	Cook Islands Maori; English	Kazakhstan	Kazakh; Russian
Andorra (2020)	Spanish	Costa Rica	English; Spanish	Kenya	Dholuo; Ekegusii; English; Gikuyu; Kalenjin; Kenyan Sign Language; Kipsigis; Kuria; Luo; Nandi; Oluluyia; Pokoot; Saamia; Sabiny; Swahili; Teso; Tugen; Turkana
Angola	Kwanyama; Portuguese; Umbundu	Cote d'Ivoire	English; French	Kiribati (2020)	English; Kiribati
Anguilla (2019)	English; Spanish	Croatia (2020)	Croatian	Korea, Republic of (2020)	Korean
Antigua and Barbuda	English	Cuba (2020)	Cubeo; Jamaican Creole English; Spanish	Kuwait	Arabic, Standard; English
Argentina	Spanish	Curacao	Dutch; English; French; Papiamentu; Spanish	Kyrgyzstan	Kyrgyz; Russian
Armenia	Armenian	Cyprus	English; Filipino; Greek; Russian; Turkish	Lao People's Democratic Republic	Hmong; Lao
Aruba (2020)	Dutch; English; French; Papiamentu; Spanish	Czechia	Czech	Latvia (2020)	Latvian; Russian
Australia	Arabic; Arabic, Sudanese Spoken; Burmese; Chinese, Yu Cantonese; Cook Islands Maori; Croatian; English; Fijian; Filipino; Hindi, Fiji; Hungarian; Italian; Korean; Macedonian; Mandarin; Oromo; Padaung Karen; Polish; Portuguese; Romanian; Russian; Samoan; Serbian; Spanish; Swahili; Tok Pisin (New Guinea Pidgin English, Pisin); Tongan	Denmark	Danish	Lebanon	Arabic, North Levantine Spoken; Arabic, Standard; English; Kurdish, Northern
Austria	Arabic, Standard; Bulgarian; English; Farsi; German, Standard; Romanian; Serbo-Croatian; Ukrainian	Djibouti (2020)	English; French	Lesotho (2020)	English; Sotho, Southern (Sesotho)
Azerbaijan	Azerbaijani, North	Dominica (2018)	English	Lithuania (2020)	Lithuanian
Bahamas	English; French; Haitian; Spanish	Dominican Republic (2020)	French; Spanish	Luxembourg (2020)	Arabic, Moroccan Spoken; Arabic, Tunisian Spoken; Bulgarian; English; French; Malagasy; Portuguese; Romanian
Bahrain	Arabic, Standard; English	Ecuador	Quichua, Canar Highland; Quichua, Chimborazo Highland; Quichua, Loja Highland; Spanish	Macao Special Administrative Region (China) (2020)	Chinese, Mandarin
Bangladesh	Bengali; English	Egypt	Arabic, Standard; English	Madagascar	French; Malagasy, Plateau
Barbados (2018)	English	El Salvador	Spanish	Malawi	Chichewa; English
Belarus	Russian	Equatorial Guinea (2020)	Annobones; Fang	Malaysia	Chinese, Mandarin; English; Iban; Malay; Tamil
Belgium (2020)	English; French; Korean; Malagasy; Portuguese; Romanian; Russian; Serbo-Croatian; Spanish; Tagalog; Tamil; Twi	Estonia (2020)	English; Estonian; Russian	Mali	Fulfulde, Western Niger; French
Belize	English; Spanish	Eswatini (2020)	English; Swati	Malta (2020)	English
Benin	Fon; French	Ethiopia	Amharic; English; Nuer; Oromo, West Central	Marshall Islands	English; Marshallese
Bermuda (2020)	English	Falkland Islands (Malvinas)	English; Spanish	Martinique	French
Bhutan	Dzongkha; English; Hindi; Nepali	Faroe Islands	Danish; Faroese	Mauritania	French
Bolivia, Plurinational State of	Aymara; Aymara, Southern; German, Standard; Quechua; Quechua, Cusco; Quechua, Puno; Quechua, South Bolivian; Spanish	Fiji (2020)	English; Fijian; Hindi, Fiji	Mauritius	English; French; Morisyen
Bonaire, Sint Eustatius, and Saba (2020)	Dutch; English; French; Haitian; Papiamentu; Spanish	Finland	Finnish; Swedish	Mayotte	Comorian, Maore; French
Bosnia and Herzegovina (2020)	Bosnian; Croatian; Serbian	France	French	Mexico	English; Maya, Yucatec; Plautdietsch (Mennonite German); Tarahumara, Western; Spanish
Botswana (2020)	English; Tsoa (Sesarwa); Tswana	French Guiana	English; French	Micronesia (Federated States of)	Chuukese; English; Pohnpeian
Brazil	Apinayé; Chiripá; English; French; Haitian Creole; Kaiwa; Karaja; Macuxi; Portuguese; Spanish; Xerente	French Polynesia (2020)	English; French; Marquesan, North; Marquesan, South; Tahitian	Moldova, Republic of	Gagauz; Romanian; Russian
British Virgin Islands (2019)	English; Spanish	Gabon	French	Mongolia	Mongolian, Halh
Bulgaria (2020)	Bulgarian; Turkish	Gambia	English; French	Montenegro (2020)	Montenegrin; Serbian
Burkina Faso	French	Georgia	Georgian; Russian	Montserrat	English
Burundi (2020)	French; Rundi	Germany	German, Standard; Russian	Mozambique (2020)	English; Portuguese; Shona
Cabo Verde	Portuguese	Ghana	Akan; Akan: Bono; Dagbani; English; Ewe; Ga; Gonja; Hausa; Twi	Myanmar	Burmese; Chin, Falam; English; Hualngo; Karen, Pwo Eastern; Karen, Pwo Western; Karen, Sgaw; Tedim Chin
Cambodia	Khmer, Central	Gibraltar	English	Namibia (2020)	Afrikaans; English; Kwanyama; Lozi (Silozi); Portuguese; Rukwangali; Umbundu
Cameroon	Bulu; English; French; Fulfulde, Adamawa; Fulfulde, Western Niger	Greece	Albanian, Gheg; Bulgarian; English; Greek; Romanian; Russian; Tagalog	Nauru (2020)	English; Nauruan
Canada	Burmese; Chinese, Mandarin; English; Filipino; French; Haitian; Hindi; Hungarian; Italian; Japanese; Korean; Nigerian; Portuguese; Romanian; Serbian; Spanish; Tagalog; Ukrainian	Greenland	Danish; Greenlandic	Nepal	English; Nepali
Cayman Islands	English; Spanish	Grenada (2019)	English	Netherlands (2020)	Dutch
Central African Republic (2020)	French; Sango	Guadeloupe	French	New Caledonia (2020)	Bislama; French
Chad	Arabic, Chadian Spoken (Arabe Choa); French; Kera; Marba; Massalat; Nancere; Ngambay; Tupuri	Guam	Chamorro; English; Korean; Tagalog	New Zealand	Cook Islands Maori; English; Fijian; Hindi, Fiji; Maori; Samoan; Tongan
Chile	Aymara; Aymara, Southern; French; Spanish	Guatemala	Q'eqchi' (Kekchi'); Spanish; Xinca	Nicaragua	English; Spanish
China	Chinese, Mandarin	Guinea-Bissau (2020)	Portuguese; Crioulo, Upper Guinea	Niger (2020)	French; Gourmanchema; Hausa; Zarma
Colombia	English; French; German; Portuguese; Spanish	Guyana	English; French	Nigeria	Efik; Eleme; English; Hausa; Ibibio; Igbo (Ibo)
Congo (2020)	French	Haiti (2020)	French; Haitian	Niue (2020)	English; Niue
		Honduras	English; Spanish	North Macedonia (2020)	Macedonian
		Hong Kong Special Administrative Region (China) (2019)	Chinese, Mandarin; Chinese, Yue; Cantonese	Northern Mariana Islands	English
		Hungary	Chinese, Mandarin; Hungarian	Norway	English; Norwegian
		Iceland	English; Icelandic	Oman	Arabic, Standard; English
		India	Bengali; English; Hindi; Kannada; Malayalam; Marathi; Mizo; Nepali; Oriya; Santhali; Tamil; Telugu	Pakistan	English
		Indonesia	Indonesian	Palau	English; Palauan
		Iran (Islamic Republic of)	Farsi, Eastern	Panama	English; Spanish
		Iraq	Arabic, North Mesopotamian Spoken; Arabic, Standard; English; Kurdish, Central	Papua New Guinea	English; Pijin; Tok Pisin (New Guinea Pidgin English, Pisin)
		Ireland	English; Romanian	Paraguay	Guarani; Spanish
		Isle of Man (2020)	English		
		Israel	Amharic; Arabic, Standard; English; Hebrew; Romanian; Russian; Spanish		
		Italy	Italian		
		Jamaica	English		
		Japan	Japanese		
		Jersey (2020)	English		

Country or Area of the World	Language or Dialect	Country or Area of the World	Language or Dialect	Country or Area of the World	Language or Dialect
Peru	Aymara; Aymara, Southern; Quechua; Quechua, Cusco; Quechua, Puno; Spanish	Sri Lanka	English; Sinhala; Tamil	United Kingdom of Great Britain and Northern Ireland	English
Philippines	Cebuano; English; Filipino; Hiligaynon; Ilocano; Pangasinan; Tagalog; Waray-Waray	Sudan	Arabic, Sudanese Spoken; Dinka; English; Nuer	United States of America	Afrikaans; Akan; Twi; Armenian; Burmese; Cantonese; Chinese, Mandarin; Chinese, Yue; English; Filipino; French; German; Haitian; Hebrew; Hindi; Hmong; Igbo; Indonesian; Japanese; Karen, S'gaw; Korean; Mizo; Navajo; Panjabi, Eastern; Portuguese; Q'eqchi' (Kekchi'); Romanian; Russian; Samoan; Spanish; Swahili; Tagalog; Thai; Tonga; Twi; Ukrainian; Vietnamese
Pitcairn (2020)	English	Suriname (2020)	Dutch; English; Sranan Tongo	United States Virgin Islands (2020)	English; French; Spanish
Poland	Polish	Sweden	Swedish	Uruguay	Spanish
Portugal (2020)	Portuguese	Switzerland	Albanian; Arabic, Standard; Bosnian; Bulgarian; Chinese, Mandarin; Croatian; Czech; English; Farsi; French; German, Standard; German, Swiss; Hungarian; Italian; Kurdish; Polish; Portuguese; Romanian; Russian; Serbian; Slovak; Sorani; Spanish; Tigrinya; Turkish; Ukrainian	Uzbekistan	Russian
Puerto Rico	English; Spanish	Syrian Arab Republic	Arabic, North Levantine Spoken; English; Kurdish, Northern	Vanuatu	Bislama; English; French
Qatar	Arabic, Standard; English	Taiwan (China)	Chinese, Mandarin; English	Venezuela (Bolivarian Republic of)	Spanish
Reunion	French	Tajikistan	Russian; Tajiki	Viet Nam	Vietnamese
Romania	Hungarian; Romanian	Tanzania, United Republic of (2020)	Bena; English; Haya; Hehe; Jita; Kiha; Kipare; Kuria; Maasai; Nyakyusa-Ngonde; Pare; Sukuma; Swahili	Wallis and Futuna Islands (2020)	French
Russian Federation	Russian	Thailand	English; Hmong; Karen, Pwo Eastern; Thai	Zambia	Bemba; English; Lozi (Silozi); Tonga
Rwanda	English; French; Rwanda	Timor-Leste	Tetun	Zimbabwe (2020)	English; Kalanga; Lozi; Ndebele; Nyanja; Shona; Tonga; Venda
Saint Helena (2020)	English	Togo	Ewe; French		
Saint Kitts and Nevis	English	Tonga (2020)	English; Tongan		
Saint Lucia	English; Lesser Antillean French Creole	Trinidad and Tobago	English; Spanish		
Saint Vincent and the Grenadines (2020)	English	Turkey	English; Farsi, Eastern; Turkish		
Samoa	English; Samoan	Turkmenistan	Russian		
Sao Tome and Principe (2020)	Portuguese	Turks and Caicos Islands	English; French; Spanish		
Saudi Arabia	Arabic, Standard; English	Tuvalu (2020)	English; Tuvaluan		
Senegal	French; Wolof	Uganda	Acholi; Adhola; Alur; Chiga; English; French; Ganda; Gwere; Karamojong; Konzo; Kumam; Lango; Lendu; Lugbara; Luo; Madi; Masaaba; Nyankore; Nyoro; Pokoot; Rwanda; Saamia; Sabin; Soga; Swahili; Teso; Tooro		
Serbia	Albanian, Gheg; Bosnian; Hungarian; Macedonian; Serbian	Ukraine	Russian; Ukrainian		
Seychelles	English; French; Seslwa Creole French	United Arab Emirates	Arabic, Standard; English		
Sierra Leone (2018)	Bassa; Kissi, Northern; Kpelle, Liberia; Maninkakan, Western; Mende				
Singapore	Chinese, Mandarin; English				
Sint Maarten (2019)	English; French; Spanish				
Slovakia	Slovak				
Slovenia (2020)	Slovene				
Solomon Islands (2020)	English; Pijin				
South Africa (2020)	Afrikaans; English; Portuguese; Sotho, Northern; Sotho, Southern; Tswana; Venda; Xhosa; Zulu				
South Sudan (2020)	Arabic, Sudanese Spoken; English; Nuer				
Spain	Spanish				

Symbols Used in the Languages Column in this Table: ( ) = *Synonym.*  
 : = *Dialect.*  
 , = *Used to qualify a main language with a differentiating adjective.*

### Summary of All Languages and Dialects in Which Seventh-day Adventist Work is Being Conducted

Languages and Dialects Used in Publications . . . . .	276
Languages and Dialects Heard in Broadcasts . . . . .	288
Languages and Dialects Used in Oral Work . . . . .	443
Living Languages in the World . . . . .	7,151

## **Chapter 8 - The Long View**

SUMMARY OF SEVENTH-DAY ADVENTIST WORLD STATISTICS

Table 32

Year	Union Conferences and Missions	Local Conferences and Missions	Ministerial Credential	Committed Minister Credential	Comm. Ministry of Teaching Credential	Missionary Credential	Ministerial License	Committed Minister License	Comm. Ministry of Teaching License	Missionary License	Bible Instructors	Literature Evangelist Credential and License	Total General Employees	Churches	Church Membership at End of Year	Title	World Mission Including S.S. and Other C.C. and Ingathering Funds	Intradivision and Local Church Funds	Total Title and Offerings Per Capita
																	US\$	US\$	US\$
1863	...	6	22	...	...	...	8	...	...	...	...	...	30	125	3,500	8,000	...	...	2.29
1870	...	11	37	...	...	...	35	...	...	...	...	...	72	179	5,440	21,822	3,553	...	4.66
Total, 1863-1870	...	...	...	...	...	...	...	...	...	...	...	...	...	...	...	127,803	5,354	...	...
1880	...	32	144	...	...	...	116	...	...	...	...	...	260	640	15,570	61,857	5,944	...	4.35
Total, 1871-1880	...	...	...	...	...	...	...	...	...	...	...	...	...	...	...	395,711	42,762	...	...
1890	...	42	227	...	...	...	184	...	...	...	...	...	411	1,016	29,711	225,434	61,431	...	9.66
Total, 1881-1890	...	...	...	...	...	...	...	...	...	...	...	...	...	...	...	1,436,016	350,327	...	...
1900	2	87	510	...	...	...	337	...	...	571	...	...	1,500	1,892	75,767	510,259	151,710	...	8.74
Total, 1891-1900	...	...	...	...	...	...	...	...	...	...	...	...	...	...	...	3,680,164	1,090,639	...	...
1910	23	193	828	...	...	...	458	...	...	1,234	...	1,697	3,407	2,769	104,526	1,338,690	458,944	...	...
Total, 1901-1910	...	...	...	...	...	...	...	...	...	...	...	...	...	...	...	9,177,599	2,479,084	...	...
1920	46	301	1,287	...	...	...	1,068	...	...	1,898	...	2,332	5,896	4,541	185,450	7,195,463	3,251,550	...	...
Total, 1911-1920	...	...	...	...	...	...	...	...	...	...	...	...	...	...	...	29,954,225	13,116,820	...	...
1930	71	430	2,062	...	...	...	1,204	...	...	2,664	...	2,936	10,599	6,741	314,253	6,230,362	4,020,398	...	38.54
Total, 1921-1930	...	...	...	...	...	...	...	...	...	...	...	...	...	...	...	56,134,097	35,011,005	...	...
1940	69	330	2,691	...	...	...	1,553	...	...	4,130	...	3,062	14,270	8,924	504,752	8,071,654	3,827,536	...	28.18
Total, 1931-1940	...	...	...	...	...	...	...	...	...	...	...	...	...	...	...	62,378,514	33,741,995	...	...
1950	80	370	4,056	...	...	...	2,410	...	...	7,100	589	3,793	20,274	10,237	756,812	27,728,250	9,998,658	...	73.60
Total, 1941-1950	...	...	...	...	...	...	...	...	...	...	...	...	...	...	...	200,597,522	78,976,581	...	...
1960	74	356	6,515	...	...	...	3,204	...	...	8,781	591	3,320	23,479	12,975	1,245,125	59,132,241	16,729,067	...	83.66
Total, 1951-1960	...	...	...	...	...	...	...	...	...	...	...	...	...	...	...	434,697,327	134,613,379	...	...
1970	75	379	7,381	...	...	...	3,646	...	...	15,845	764	3,973	26,092	16,505	2,051,864	124,046,447	27,222,200	...	112.69
Total, 1961-1970	...	...	...	...	...	...	...	...	...	...	...	...	...	...	...	886,947,488	220,650,594	...	...
1980	80	377	9,423	...	...	...	4,644	...	...	18,955	565	7,073	34,814	21,555	3,480,518	398,880,407	72,119,040	...	202.19
Total, 1971-1980	...	...	...	...	...	...	...	...	...	...	...	...	...	...	...	2,520,612,522	477,292,728	...	...
1990	87	451	11,715	...	...	...	4,946	...	...	17,446	555	7,730	41,876	31,654	6,694,880	659,924,400	78,048,177	...	180.07
Total, 1981-1990	...	...	...	...	...	...	...	...	...	...	...	...	...	...	...	5,069,051,968	689,725,004	...	...
2000	92	489	13,971	...	...	...	6,075	...	...	15,225	2,750	7,085	54,843	48,933	11,687,239	1,093,239,507	82,324,122	...	164.54
Total, 1991-2000	...	...	...	...	...	...	...	...	...	...	...	...	...	...	...	8,892,010,360	840,446,973	...	...
2010	119	585	17,272	...	...	...	6,765	...	...	17,973	894	6,994	75,053	70,188	16,923,239	2,037,616,294	199,394,827	...	181.09
Total, 2001-2010	...	...	...	...	...	...	...	...	...	...	...	...	...	...	...	15,730,679,197	954,828,267	...	...
2015	135	655	19,301	...	...	...	7,981	...	...	18,226	1,438	5,210	95,483	81,552	19,126,438	2,288,938,954	104,260,374	...	177.79
Total, 2011-2015	...	...	...	...	...	...	...	...	...	...	...	...	...	...	...	11,723,658,243	614,066,204	...	...
2019	137	716	20,802	...	...	...	8,538	...	...	19,665	1,399	5,137	113,712	91,140	21,556,837	2,478,606,914	110,320,270	...	189.46
2020	138	731	20,924	...	...	...	8,596	...	...	19,018	1,638	5,261	108,584	92,876	21,723,992	2,389,079,503	89,083,278	...	154.31
2021	137	742	21,376	...	...	...	8,730	...	...	18,676	1,567	5,423	109,737	95,297	21,912,161	2,665,226,483	105,621,072	...	188.93
Grand Totals	...	...	...	...	...	...	...	...	...	...	...	...	...	...	...	60,432,136,656	4,736,871,774	...	...

Note 1—Per Capita after 1921 decreased because of inflated European currency values transposed to gold basis. Note 2—As of 2008, 'Unions of Churches' are being counted as unions, no longer as local conferences.  
 Note 3—Total General Employees column does not include credentialed and licensed literature evangelists. Note 4—As of 2014, credentialed employee counts include both full-time and some part-time credentialed employees.

A GENERAL SURVEY OF STATISTICAL AND FINANCIAL SUMMARIES OVER A PERIOD OF YEARS

Table 33

	1940	1950	1960	1970	1980	1990	2000	2010	2015	2019	2020	2021
Churches .....	8,924	10,237	12,975	16,505	21,555	31,654	48,933	70,188	81,552	91,140	92,876	95,297
Companies .....	.....	.....	.....	.....	.....	.....	53,225	65,157	69,909	72,605	72,562	72,975
Church Membership at End of Year .....	504,752	756,812	1,245,125	2,051,864	3,480,518	6,694,880	11,687,239	16,923,239	19,126,438	21,556,837	21,723,992	21,912,161
Accessions: Baptisms and Professions of Faith .....	40,069	71,796	93,915	157,766	274,767	586,912	1,043,843	1,050,785	1,260,880	1,321,047	803,430	1,069,234
Net Membership Increase Over Previous Year .....	18,082	40,174	51,055	98,786	172,327	477,877	748,057	615,359	647,456	142,058	167,155	188,169
General Employees .....	14,270	20,274	23,479	26,092	34,814	41,876	54,843	75,053	95,483	113,712	108,584	109,737
Institutional Employees .....	11,438	14,860	22,091	35,892	51,025	75,294	108,912	138,713	191,638	209,360	213,536	218,588
Total Active Employees* .....	25,708	35,134	45,570	61,984	85,839	117,170	163,755	213,766	287,121	323,072	322,120	328,325
Tithe, US\$ .....	8,071,654	27,728,250	59,132,241	124,046,447	398,880,407	659,924,400	1,093,239,507	2,037,618,294	2,288,938,954	2,478,608,914	2,389,079,503	2,665,226,483
World Mission Fund, Including Sabbath School, US\$ .....	3,827,536	9,998,658	16,729,067	27,222,200	41,347,973	46,952,476	50,676,432	77,103,385	85,820,894	88,589,301	66,544,458	79,045,112
Sabbath School Mission Offerings, US\$ .....	1,765,277	4,828,091	8,162,705	14,420,872	34,564,983	40,388,328	44,986,478	61,362,489	76,016,330	69,718,544	54,304,774	65,574,234
Other General Conference Funds, US\$ .....	1,326,120	4,125,463	7,274,440	10,598,152	16,356,170	31,095,701	22,024,981	31,224,264	9,888,986	12,530,328	16,932,124	21,368,945
Ingathering Funds, US\$ .....	265,164	1,826,479	4,212,698	8,727,373	22,636,910	32,091,500	68,681,659	64,119,737	76,522,518	80,580,090	65,583,757	75,125,687
Ingathering Funds, ** US\$ .....	2,061,975	6,354,670	19,828,349	51,185,638	148,807,859	241,651,295	418,356,904	679,812,752	760,377,165	895,267,794	5,606,696	5,207,015
Local Church Funds, US\$ .....	14,226,329	45,908,057	99,902,355	211,181,658	642,444,216	1,011,715,372	1,662,602,192	2,900,945,610	3,230,099,011	3,564,777,068	3,273,571,110	3,644,753,027
Total Tithe and Offerings, US\$ .....	2,752	4,277	4,463	4,045	4,127	4,267	4,809	5,813	5,705	6,611	6,623	6,721
Primary Schools .....	251	283	370	512	882	995	1,255	1,993	2,493	2,787	2,796	2,868
Tertiary Inst, Worker Training Inst, and Secondary Schools .....	3,003	4,560	4,833	4,557	5,009	5,262	6,064	7,806	8,198	9,398	9,419	9,589
Total Schools .....	107,576	187,922	235,887	286,600	494,488	540,647	732,698	1,034,052	1,188,910	1,240,862	1,268,405	1,302,353
Enrollment—Primary Schools .....	19,185	35,884	59,554	85,492	144,809	196,015	332,394	634,702	734,072	804,033	755,439	762,408
Enrollment—Tertiary Inst, Worker Training Inst, and Sec Schools .....	126,761	223,806	295,441	372,092	639,297	736,662	1,065,092	1,668,754	1,922,982	2,044,895	2,023,844	2,064,761
Total Enrollment .....	29	32	26	27	20	28	26	20	19	23	22	22
Food Industries .....	.....	.....	.....	.....	161,596,678	301,718,937	414,134,361	903,128,754	616,095,098	682,130,141	749,307,105	834,132,882
Sales, US\$ .....	90	106	108	139	153	154	174	173	180	227	229	230
Hospitals and Sanitariums .....	68	57	102	152	266	322	393	216	441	673	1,603	2,034
Clinics and Dispensaries, Dental and Medical .....	.....	.....	30	49	80	71	158	168	142	148	144	131
Nursing Homes and Retirement Ctrs, Orphanages and Children's Homes .....	.....	.....	9	20	28	14	8	10	2+	4	4	4
Airplanes and Medical Launches .....	83	43	42	48	50	58	56	63	61	60	57	57
Publishing Houses and Branches .....	4,324,907	12,602,590	23,543,133	46,882,360	134,693,433	106,422,910	102,041,495	194,638,728	174,082,139	144,822,658	128,235,983	133,901,500
Sales, US\$ .....	3,062	3,793	3,320	3,973	7,073	7,730	7,085	6,994	5,210	5,137	5,261	5,423
Literature Evangelists, Credentialed and Licensed .....	202	197	228	266	182	190	327	377	375	311	342	276
Languages Used in Publications .....	14,817	16,694	22,617	30,601	41,906	76,323	120,865	140,694	.....	.....	.....	.....
Sabbath Schools .....	618,507	952,229	1,682,983	2,607,713	4,144,386	8,011,268	14,513,424	19,368,905	6,253,993+	8,406,310+	5,634,242+	5,965,091+
Sabbath School Attendance .....	6,622	10,892	14,064	19,107	25,100	39,547	52,691	72,228	72,125	71,128	99,169	97,859
Youth Societies (AY) .....	148,698	268,354	449,996	630,827	1,044,947	1,916,652	2,782,940	3,139,508	2,446,228	3,219,631	3,316,668	2,980,622
Youth Membership (AY) .....	.....	.....	.....	.....	.....	.....	.....	.....	.....	.....	.....	.....

\*Starting with 2011, total active employees includes part time and casual employees.  
 \*\*Starting with 1999, "Ingathering Funds" were no longer included with "Other General Conference Funds."  
 Note—Beginning with 1987, publishing houses and branches were asked to report wholesale rather than retail sales.  
 Note—Beginning with 2011, the number of Sabbath Schools are no longer collected. In 2012, the Sabbath School Membership was changed to Sabbath School Attendance.  
 +Incomplete reporting.

TOTAL TITHE AND OFFERINGS FROM DATE OF ORGANIZATION TO THE PRESENT TIME

Table 34

1	Tithe and Offerings										Supplemental Data		
	7	8	9	10	11	12a	12b	13	14a	14b	17	Ingathering Funds	
Year	Tithe	Tithe Per Capita	World Mission Fund, Including Sabbath School	World Mission Fund Per Capita	Other General Conference Funds (incl. Ingathering from 1977-1998)	Intradivision Funds	Ingathering Funds (from 1999 to the present)	Local Church Funds	Total Tithe and Offerings	Total Tithe and Offerings Per Capita	Sabbath School Mission Offerings (included in column 9)	US\$	US\$
1863	8,000	2.29	...	...	...	...	8,000	...	8,000	2.29	...	...	...
1864	10,000	2.63	...	...	...	...	10,000	...	10,000	...	...	...	...
1865	12,000	3.00	...	...	...	...	12,000	...	12,000	...	...	...	...
Total, 1863-1865	30,000	...	...	...	...	...	30,000	...	30,000	...	...	...	...
1870	21,822	4.01	3,553	...	...	...	25,375	...	25,375	4.66	...	...	...
Total, 1866-1870	97,803	...	5,354	...	...	...	103,157	...	103,157	...	...	...	...
1875	32,619	4.06	537	...	...	...	33,156	...	33,156	...	...	...	...
Total, 1871-1875	143,328	...	4,362	...	...	...	147,690	...	147,690	...	...	...	...
1880	61,857	3.98	5,944	...	...	...	67,801	...	67,801	4.35	2,784	...	...
Total, 1876-1880	252,383	...	38,400	...	...	...	290,783	...	290,783	...	4,393	...	...
1885	122,642	5.97	28,549	...	...	...	151,191	...	151,191	...	6,899	...	...
Total, 1881-1885	483,051	...	78,648	...	...	...	561,699	...	561,699	...	20,874	...	...
1890	225,434	7.59	61,431	...	...	...	286,865	...	286,865	9.66	28,643	...	...
Total, 1886-1890	952,965	...	271,679	...	...	...	1,224,644	...	1,224,644	...	96,730	...	...
1895	309,143	6.45	98,151	...	...	...	407,294	...	407,294	...	44,629	...	...
Total, 1891-1895	1,541,698	...	511,059	...	...	...	2,062,757	...	2,062,757	...	189,247	...	...
1900	510,259	6.73	151,710	...	...	...	661,969	...	661,969	8.74	46,794	...	...
Total, 1896-1900	2,138,466	...	579,580	...	...	...	2,718,046	...	2,718,046	...	208,734	...	...
1905	858,015	9.83	188,054	...	...	107,686	27,163	...	1,180,918	...	68,614	...	...
Total, 1901-1905	3,456,241	...	855,477	...	...	107,686	27,163	...	4,446,567	...	280,556	...	...
1910	1,338,690	12.81	458,944	...	...	189,108	237,026	...	2,223,768	...	138,038	...	...
Total, 1906-1910	5,721,358	...	1,623,607	...	...	786,440	946,650	...	9,078,055	...	523,517	...	96,964*
1915	1,968,168	14.38	872,667	...	...	133,531	432,932	...	3,407,298	...	412,759	...	78,333
Total, 1911-1915	8,689,809	...	3,383,688	...	...	718,172	1,638,128	...	14,429,797	...	1,442,305	...	281,307
1920	7,195,463	38.80	3,251,550	...	...	310,565	1,096,826	...	11,854,404	...	1,441,962	...	686,700
Total, 1916-1920	21,264,416	...	9,733,132	...	...	1,720,150	3,679,651	...	36,397,349	...	4,124,636	...	1,519,869
1925	5,909,497	23.54	3,520,348	...	...	202,645	1,462,857	...	11,095,347	...	1,674,446	...	970,596
Total, 1921-1925	24,658,458	...	15,416,902	...	...	1,104,989	6,282,258	...	47,462,607	...	7,121,540	...	4,162,690
1930	6,230,362	19.83	4,020,398	...	...	181,876	1,679,973	...	12,112,609	...	1,870,343	...	1,290,854
Total, 1926-1930	31,475,639	...	19,594,103	...	...	1,113,061	8,419,684	...	60,602,487	...	9,343,512	...	5,922,702
1935	5,743,282	13.58	3,150,404	...	...	170,047	1,429,401	...	10,493,134	...	1,447,962	...	1,056,565
Total, 1931-1935	25,931,588	...	15,578,354	...	...	774,145	7,036,113	...	49,320,200	...	7,374,613	...	4,851,915
1940	8,071,654	15.99	3,827,536	...	...	265,164	2,061,975	...	14,226,329	...	1,765,277	...	1,326,120
Total, 1936-1940	36,446,926	...	18,163,641	...	...	1,145,961	9,199,671	...	64,956,199	...	8,405,273	...	6,292,673
1945	19,424,953	33.70	7,837,868	13.60	...	725,028	3,553,086	...	31,540,935	...	3,796,810	...	3,162,634
Total, 1941-1945	74,190,320	...	30,972,563	...	...	2,636,505	14,420,767	...	122,220,155	...	14,607,019	...	10,895,661

\*1908-1910.

TOTAL TITHE AND OFFERINGS FROM DATE OF ORGANIZATION TO THE PRESENT TIME (CONT'D)

1 Year	Tithe and Offerings										Supplemental Data			
	7	8	9	10	11	12a	12b	13	14a	14b	17	Ingatherings Funds		
	US\$	US\$	US\$	US\$	US\$	US\$	US\$	US\$	US\$	US\$	US\$	US\$	US\$	US\$
	Tithe	Tithe Per Capita	World Mission Fund, Including Sabbath School	World Mission Fund Per Capita	Other General Conference Funds (incl. Ingathering from 1977-1998)	Intradivision Funds	Ingathering Funds (from 1999 to the present)	Local Church Funds	Total Tithe and Offerings	Total Tithe and Offerings Per Capita	Sabbath School Mission Offerings (included in column 9)	Ingatherings Funds		
1950	27,728,250	44.45	9,998,658	16.03	1,826,479	6,597,925	6,354,670	207,388,421	45,908,057	73.60	4,828,091	4,125,463	19,096,848	
Total, 1946-1950	126,407,202	...	48,004,018	...	6,597,925	...	26,379,276	207,388,421	...	...	22,751,621	6,217,478	5,771,597	
1955	41,195,925	43.82	12,975,325	13.80	2,641,712	12,088,106	11,106,405	299,278,507	67,919,367	72.24	28,407,104	25,603,058	7,274,440	
Total, 1951-1955	181,133,924	...	59,307,625	...	12,088,106	...	46,748,852	299,278,507	...	...	8,162,705	33,478,863	8,665,988	
1960	59,132,241	49.52	16,729,067	14.01	4,212,698	16,977,369	19,828,349	99,902,355	426,611,272	83.66	35,866,877	10,868,620	40,181,367	
Total, 1956-1960	253,563,403	...	75,305,754	...	16,977,369	...	80,764,746	426,611,272	...	...	14,420,872	48,952,992	13,059,491	
1965	81,596,988	54.11	21,181,206	14.05	6,953,267	27,328,587	32,969,155	142,700,596	604,135,832	94.75	47,438,636	10,598,152	48,952,992	
Total, 1961-1965	351,227,300	...	95,102,996	...	27,328,587	...	130,476,949	604,135,832	...	...	23,684,018	62,433,641	16,356,170	
1970	124,046,447	66.19	27,222,200	14.53	8,727,373	38,545,706	211,181,658	911,593,827	2,627,011,457	112.69	66,036,725	73,731,240	71,637,574	
Total, 1966-1970	535,720,188	...	125,541,598	...	38,545,706	...	211,780,335	911,593,827	...	...	184,177,273	12,910,633	71,550,849	
1975	231,307,464	98.52	48,803,615	20.79	17,222,570	69,152,929	89,407,082	386,740,731	1,532,829,193	164.74	23,684,018	13,059,491	13,059,491	
Total, 1971-1975	917,741,080	...	185,323,270	...	69,152,929	...	360,611,914	1,532,829,193	...	...	98,914,123	62,433,641	62,433,641	
1980	398,880,407	125.54	41,347,973	13.01	30,771,067	22,636,910	148,807,859	642,444,216	2,627,011,457	202.19	34,564,983	16,356,170	16,356,170	
Total, 1976-1980	1,602,871,442	...	189,589,043	...	102,380,415	89,178,463	642,992,094	2,627,011,457	...	...	144,909,957	73,731,240	73,731,240	
1985	456,783,830	109.38	41,333,440	9.90	27,263,228	22,079,380	184,004,650	731,464,528	3,493,204,420	175.16	30,838,036	12,845,271	12,845,271	
Total, 1981-1985	2,182,827,146	...	197,659,316	...	130,556,165	111,701,307	870,460,486	3,493,204,420	...	...	162,987,275	71,637,574	71,637,574	
1990	659,924,400	117.46	46,952,476	8.36	31,095,701	32,091,500	241,651,295	1,011,715,372	4,494,836,908	180.07	40,388,328	15,616,983	15,616,983	
Total, 1986-1990	2,866,224,822	...	223,650,837	...	137,858,686	140,952,645	1,106,149,918	4,494,836,908	...	...	184,177,273	73,094,786	73,094,786	
1995	886,303,088	115.42	53,640,714	6.99	39,023,151	35,038,950	307,659,011	1,321,864,914	5,813,079,209	172.14	48,101,658	12,910,633	12,910,633	
Total, 1991-1995	3,876,804,437	...	245,775,192	...	172,133,002	177,350,268	1,341,016,310	5,813,079,209	...	...	221,199,123	71,550,849	71,550,849	
2000	1,083,239,507	108.19	50,676,432	5.02	22,024,981	68,681,659	418,356,904	1,662,602,192	7,684,870,075	164.54	44,986,478	9,622,709	9,622,709	
Total, 1996-2000	5,015,205,923	...	253,907,289	...	148,621,200	357,289,171	1,889,838,202	7,684,870,075	...	...	226,919,059	54,858,280	54,858,280	
2005	1,492,720,001	109.47	54,300,287	3.98	28,752,363	59,979,884	593,868,016	2,238,446,489	9,599,461,712	164.15	49,432,141	8,825,938	8,825,938	
Total, 2001-2005	6,342,517,083	...	252,301,435	...	126,753,834	394,009,471	2,436,979,901	9,599,461,712	...	...	228,317,196	46,899,988	46,899,988	
2010	2,037,618,294	127.20	77,103,385	4.81	31,224,264	64,119,737	679,812,752	2,900,945,610	13,289,688,781	181.09	61,362,489	11,067,178	11,067,178	
Total, 2006-2010	9,388,162,114	...	341,538,727	...	135,748,872	302,155,394	51,585,411	3,070,498,263	...	...	296,137,455	51,585,411	51,585,411	
2015	2,288,938,954	125.98	85,820,894	4.72	9,888,986	76,522,518	760,377,165	3,230,099,011	16,531,749,868	177.79	76,016,330	8,550,494	8,550,494	
Total, 2011-2015	11,723,658,243	...	441,731,199	...	127,654,900	376,604,141	3,817,421,280	16,531,749,868	...	...	364,280,902	44,680,105	44,680,105	
2016	2,292,110,326	122.27	83,122,829	4.43	10,990,423	77,811,650	757,712,646	3,229,552,450	172.27	75,667,682	7,804,576	7,804,576		
2017	2,453,354,880	125.45	92,651,731	4.74	13,949,184	93,427,197	880,518,426	3,542,758,506	181.16	79,852,865	8,857,088	8,857,088		
2018	2,532,217,794	124.69	97,485,223	4.80	11,150,116	83,660,965	835,625,816	3,569,538,182	175.76	77,982,664	9,400,268	9,400,268		
2019	2,478,608,914	117.83	88,569,301	4.21	12,530,328	80,580,090	895,267,794	3,564,777,068	169.46	69,718,544	9,220,641	9,220,641		
2020	2,389,079,503	112.61	66,544,458	3.14	16,932,124	65,583,757	729,824,572	3,273,571,110	154.31	54,304,774	5,606,696	5,606,696		
2021	2,665,226,483	123.53	79,045,112	3.66	21,368,945	75,125,687	799,779,785	3,644,753,027	168.93	65,574,234	5,207,015	5,207,015		
Grand Totals	60,432,136,656	...	3,358,971,502	...	1,168,628,194	2,606,227,937	20,981,495,650	88,756,732,017	...	...	2,605,187,038	797,905,266	797,905,266	

Note—Slight differences in totals may occur between this table and past historical documents due to the rounding of the dollar on each statistic.

# STATISTICAL REPORT FOR 2021

**SESSIONS OF THE GENERAL CONFERENCE  
OF SEVENTH-DAY ADVENTISTS** Table 35

Session	Delegates	Dates of Session	Location
1	20	May 20 to May 23, 1863	Battle Creek, Michigan
2	20	May 18 to May 21, 1864	Battle Creek, Michigan
3	21	May 17, 1865	Battle Creek, Michigan
4	19	May 16 and May 17, 1866	Battle Creek, Michigan
5	18	May 14 to May 19, 1867	Battle Creek, Michigan
6	15	May 12 to May 18, 1868	Battle Creek, Michigan
7	16	May 18 to May 24, 1869	Battle Creek, Michigan
8	22	March 15 to March 20, 1870	Battle Creek, Michigan
9	17	February 7 to February 12, 1871	Battle Creek, Michigan
10	14	December 29, 1871 to January 3, 1872	Battle Creek, Michigan
11	18	March 11 to March 14, 1873	Battle Creek, Michigan
12	21	November 14 to November 16, 1873	Battle Creek, Michigan
13	19	August 10 to August 15, 1874	Battle Creek, Michigan
14	18	August 15 to August 18, 1875	Battle Creek, Michigan
1st Special	15	March 31 to April 4, 1876	Battle Creek, Michigan
15	16	September 19 to September 24, 1876	Lansing, Michigan
2nd Special	16	November 12 and November 13, 1876	Battle Creek, Michigan
16	20	September 20 to September 28, 1877	Lansing, Michigan
3rd Special	22	March 1 to March 4, 1878	Battle Creek, Michigan
17	39	October 4 to October 16, 1878	Battle Creek, Michigan
4th Special	29	April 17 to April 23, 1879	Battle Creek, Michigan
18	39	November 7 to December 1, 1879	Battle Creek, Michigan
5th Special	28	March 11 to March 15, 1880	Battle Creek, Michigan
19	38	October 6 to October 12, 1880	Battle Creek, Michigan
20	41	December 1 to December 19, 1881	Battle Creek, Michigan
21	47	December 7 to December 19, 1882	Rome, New York
22	65	November 8 to November 20, 1883	Battle Creek, Michigan
23	67	October 30 to November 20, 1884	Battle Creek, Michigan
24	70	November 18 to December 6, 1885	Battle Creek, Michigan
25	71	November 18 to December 6, 1886	Battle Creek, Michigan
26	70	November 13 to December 12, 1887	Oakland, California
27	91	October 17 to November 8, 1888	Minneapolis, Minnesota
28	109	October 18 to November 5, 1889	Battle Creek, Michigan
29	125	March 5 to March 25, 1891	Battle Creek, Michigan
30	130	February 17 to March 6, 1893	Battle Creek, Michigan
31	150	February 15 to March 4, 1895	Battle Creek, Michigan
32	140	February 19 to March 8, 1897	College View, Nebraska
33	149	February 15 to March 7, 1899	South Lancaster, Mass.
34	268	April 2 to April 23, 1901	Battle Creek, Michigan
35	139	March 27 to April 13, 1903	Oakland, California
36	197	May 11 to May 30, 1905	Washington, D.C.
37	328	May 13 to June 6, 1909	Washington, D.C.
38	372	May 15 to June 8, 1913	Washington, D.C.
39	443	March 29 to April 14, 1918	San Francisco, California
40	581	May 11 to May 28, 1922	San Francisco, California
41	577	May 27 to June 14, 1926	Milwaukee, Wisconsin
42	577	May 28 to June 12, 1930	San Francisco, California
43	671	May 26 to June 8, 1936	San Francisco, California
44	619	May 26 to June 7, 1941	San Francisco, California
45	828	June 5 to June 15, 1946	Washington, D.C.
46	943	July 10 to July 22, 1950	San Francisco, California
47	1,109	May 24 to June 5, 1954	San Francisco, California
48	1,160	June 19 to June 28, 1958	Cleveland, Ohio
49	1,314	July 26 to August 4, 1962	San Francisco, California
50	1,495	June 16 to June 25, 1966	Detroit, Michigan
51	1,782	June 11 to June 20, 1970	Atlantic City, New Jersey
52	1,756	July 10 to July 19, 1975	Vienna, Austria
53	1,925	April 16 to April 26, 1980	Dallas, Texas
54	2,044	June 27 to July 6, 1985	New Orleans, Louisiana
55	2,239	July 5 to July 14, 1990	Indianapolis, Indiana
56	2,321	June 29 to July 8, 1995	Utrecht, Netherlands
57	1,844	June 29 to July 8, 2000	Toronto, Canada
58	1,903	June 29 to July 9, 2005	St. Louis, Missouri
59	2,244	June 23 to July 3, 2010	Atlanta, Georgia
60	2,536	July 2 to July 11, 2015	San Antonio, Texas
6th Special	290	January 18, 2022	Silver Spring, Maryland
61	2,713	June 6 to June 11, 2022	St. Louis, Missouri

**OFFICERS OF THE GENERAL CONFERENCE  
OF SEVENTH-DAY ADVENTISTS** Table 36

	Name	Term of Service
<b>Presidents</b>		
1	John Byington	May 20, 1863 to May 17, 1865
2	James White	May 17, 1865 to May 14, 1867

**OFFICERS OF THE GENERAL CONFERENCE  
OF SEVENTH-DAY ADVENTISTS** Table 36

	Name	Term of Service
3	J. N. Andrews	May 14, 1867 to May 18, 1869
4	James White	May 18, 1869 to December 29, 1871
5	George I. Butler	December 29, 1871 to August 10, 1874
6	James White	August 10, 1874 to October 6, 1880
7	George I. Butler	October 6, 1880 to October 17, 1888
8	O. A. Olsen	October 17, 1888 to February 19, 1897
9	G. A. Irwin	February 19, 1897 to April 2, 1901
10	A. G. Daniells	April 2, 1901 to May 11, 1922
11	W. A. Spicer	May 11, 1922 to May 28, 1930
12	C. H. Watson	May 28, 1930 to May 26, 1936
13	J. L. McElhany	May 26, 1936 to July 10, 1950
14	W. H. Branson	July 10, 1950 to May 24, 1954
15	R. R. Fighur	May 24, 1954 to June 16, 1966
16	Robert H. Pierson	June 16, 1966 to January 3, 1979
17	Neal C. Wilson	January 3, 1979 to July 5, 1990
18	Robert S. Folkenberg	July 5, 1990 to March 1, 1999
19	Jan Paulsen	March 1, 1999 to June 23, 2010
20	Ted N. C. Wilson	June 23, 2010 to . . .
<b>Secretaries</b>		
1	Uriah Smith	May 20, 1863 to November 14, 1873
2	S. Brownsberger	November 14, 1873 to August 10, 1874
3	Uriah Smith	August 10, 1874 to September 19, 1876
4	C. W. Stone	September 19, 1876 to September 20, 1877
5	Uriah Smith	September 20, 1877 to December 1, 1881
6	A. B. Oyen	December 1, 1881 to November 8, 1883
7	Uriah Smith	November 8, 1883 to October 17, 1888
8	Dan T. Jones	October 17, 1888 to March 5, 1891
9	W. A. Colcord	March 5, 1891 to March 7, 1893
10	L. T. Nicola	March 7, 1893 to February 19, 1897
11	L. A. Hoopes	February 19, 1897 to April 2, 1901
12	H. E. Osborne	April 2, 1901 to April 11, 1903
13	W. A. Spicer	April 11, 1903 to May 11, 1922
14	A. G. Daniells	May 11, 1922 to May 27, 1926
15	C. K. Meyers	May 27, 1926 to October 17, 1933
16	M. E. Kern	October 17, 1933 to May 26, 1936
17	E. D. Dick	May 26, 1936 to September 19, 1952
18	D. E. Rebok	September 19, 1952 to May 24, 1954
19	W. R. Beach	May 24, 1954 to June 11, 1970
20	Clyde O. Franz	June 11, 1970 to April 16, 1980
21	G. Ralph Thompson	April 16, 1980 to June 29, 2000
22	Matthew A. Bediako	June 29, 2000 to June 23, 2010
23	G. T. Ng	June 23, 2010 to April 13, 2021
24	Erton Kohler	April 13, 2021 to . . .
<b>Treasurers</b>		
1	E. S. Walker	May 20, 1863 to May 17, 1865
2	I. D. Van Horn	May 17, 1865 to May 12, 1868
3	J. N. Loughborough	May 12, 1868 to May 18, 1869
4	E. S. Walker	May 18, 1869 to March 15, 1870
5	G. H. Bell	March 15, 1870 to February 7, 1871
6	Mrs. A. P. Van Horn	February 7, 1871 to March 11, 1873
7	E. B. Gaskill	March 11, 1873 to August 10, 1874
8	Harmon Lindsay	August 10, 1874 to August 15, 1875
9	Fredericka House	August 15, 1875 to September 19, 1876
10	Uriah Smith	September 19, 1876 to September 20, 1877
11	Mrs. M. J. Chapman	September 20, 1877 to November 8, 1883
12	A. R. Henry	November 8, 1883 to October 17, 1888
13	Harmon Lindsay	October 17, 1888 to February 17, 1893
14	W. H. Edwards	February 17, 1893 to February 19, 1897
15	A. G. Adams	February 19, 1897 to October 21, 1900
16	H. M. Mitchell	April 19, 1901 to March 27, 1903
17	I. H. Evans	March 27, 1903 to May 13, 1909
18	W. T. Knox	May 13, 1909 to May 11, 1922
19	J. L. Shaw	May 11, 1922 to May 26, 1936
20	W. E. Nelson	May 26, 1936 to July 10, 1950
21	C. L. Torrey	July 10, 1950 to June 16, 1966
22	K. H. Emmerson	June 16, 1966 to April 16, 1980
23	L. L. Butler	April 16, 1980 to June 27, 1985
24	Donald F. Gilbert	June 27, 1985 to June 29, 1995
25	Robert L. Rawson	June 29, 1995 to April 18, 2002
26	Robert E. Lemon	April 18, 2002 to July 2, 2015
27	Juan R. Prestol-Puesan	July 2, 2015 to August 1, 2021
28	Paul Douglas	August 1, 2021 to . . .

*Note—In the two preceding tables the dates indicate the beginning dates of the General Conference Sessions involved, except where special elections have been held between sessions.*



## ALPHABETICAL INDEX

About This Report: Membership Age Statistics .....	4	GM Table 2—Seventh-day Adventist Presence in Countries and Areas of the World .....	108
Accessions, Table 3 .....	9	GM Table 3—10/40 Window .....	111
Accession Rates, Table 8 .....	9	Healthcare Institutions, Table 10 .....	10
Adventist Development and Relief Agency International (ADRA), Tables 22, 23 .....	15	Hospitals and Sanitariums .....	94
Age Demographics 2021, Table 21 .....	14	Institutional Statistics for 2021 .....	89
Broadcast Ministries, Table 13 .....	10	Section I—Educational Institutions and Primary Schools, Table 27 ..	90
Charts		Section II—Healthcare Institutions, Table 28 .....	94
Accessions by Division Over Five Years, Chart 9 .....	7	Section III—Publishing Houses, Table 29 .....	102
ADRA International Beneficiaries by Sector, Chart 12 .....	15	Section IV—Food Industries, Table 30 .....	103
Changes in Membership Over Five Years, Chart 11 .....	7	Key to Seventh-day Adventist Divisions, Table 1 .....	2
Age Percentages for ECD, IAD, EUD, NAD, SAD, SSD, TED and WAD, Charts 3-8 .....	6	Languages and Dialects in Which SDA Publications are Now in Print, Table 31 .....	112
World Accessions Over 10 Years, Chart 10 .....	7	Losses, Table 5 .....	9
World Membership by Age as Percentages, Chart 1 .....	5	Medical Clinics and Dispensaries .....	100
World Totals (Age Percentages), Chart 2 .....	5	Membership Statistics by Division for 2021, Table 24 .....	17
Church Membership by World Divisions, Table 4 .....	9	Missionaries, Table 16 .....	11
Clinics, Dental .....	100	Nursing Homes and Retirement Centers .....	98
Clinics, Medical .....	100	Officers of the General Conference of Seventh-day Adventists, Table 36 .....	119
Count of Unions, Conferences, and Local Fields, Table 12 .....	10	Orphanages and Children's Homes .....	101
Denominational Employees by Division 2021, Table 26 .....	60	Primary Schools .....	93
Denominationally Employed Workers Classified by Credentials Carried 2021, Table 18 .....	12	Publishing Houses, Table 29 .....	102
Type of Employment 2021, Table 17 .....	12	Sabbath School and Personal Ministries, Table 14 .....	11
Dental Clinics .....	100	Scheduled Meetings, Table 2 .....	2
Education, Table 15 .....	11	Schools .....	90
Food Industries, Table 30 .....	103	Secondary Schools .....	92
Gender Demographics 2021, Table 20 .....	14	Sessions of the General Conference of Seventh-day Adventists, Table 35 .....	119
General and Institutional Employees, Table 19 .....	14	Summary of Institutions, Table 9 .....	10
General Survey of Organizations, Table 11 .....	10	Summary of Seventh-day Adventist World Statistics, Table 32 .....	115
General Survey of Statistical and Financial Summaries Over a Period of Years, Table 33 .....	116	Tertiary Institutions .....	90
Global Mission .....	105	Tithe and Offerings 2021, Table 6 .....	9
The Church's Presence, Outreach, and Mission .....	106	Tithe and Offerings, Table 7 .....	9
GM Table 1—Conf/Miss Where Each Church Serves More Than One Million Persons .....	106	Tithe and Offerings by Division 2021, Table 25 .....	38
GM Table 1a—Countries and Areas of the World Where SDA Work is Not Currently Established .....	107	Total Tithe and Offerings From Date of Organization to the Present Time, Table 34 .....	117
		Worker Training Institutions .....	91

