



2023

ANNUAL
STATISTICAL
REPORT

New Series, Volume 5

Report of the
General Conference of
Seventh-day Adventists'
2022 Statistics

Seventh-day
Adventist® Church





2023

ANNUAL
STATISTICAL
REPORT

New Series, Volume 5

Report of the
General Conference of
Seventh-day Adventists'
2022 Statistics

Seventh-day
Adventist® Church

12501 Old Columbia Pike, Silver Spring, MD 20904



GENERAL STATISTICS

STATISTICAL REPORT

of Seventh-day Adventist® Conferences, Missions, and Institutions throughout the world
for the year ending 2022

TABLE OF CONTENTS

Alphabetical Index - Page 120

Key to Seventh-day Adventist Divisions, Table 1	2	Chapter 3 - Membership	
Scheduled Meetings, Table 2	2	Membership Statistics by Division for 2022, Table 24	17
Chapter 1- Analysis		Chapter 4 - Tithe and Offerings	
About This Report: Accession Statistics	4	Tithe and Offerings by Division 2022, Table 25	38
Accessions by Division, Charts 1-13	5	Chapter 5 - Employees	
Accessions by Division Over Five Years, Chart 14	7	Denominational Employees by Division 2022, Table 26	60
World Accessions Over 10 Years, Chart 15	7	Chapter 6 - Institutions	
Changes in World Membership Over Five Years, Chart 16	7	Institutional Statistics for 2022	89
Chapter 2 - Quick Picture		Section I—Educational Institutions and Primary Schools, Table 27	90
Accessions, Table 3	9	Section II—Healthcare Institutions, Table 28	94
Church Membership by World Divisions, Table 4	9	Section III—Publishing Houses, Table 29	102
Losses, Table 5	9	Section IV—Food Industries, Table 30	103
Tithe and Offerings 2022, Table 6	9	Chapter 7 - Global Mission	
Tithe and Offerings, Table 7	9	Global Mission	105
Accession Rates, Table 8	9	The Church's Presence, Outreach, and Mission	106
Summary of Institutions, Table 9	10	GM Table 1—Conf/Miss Where Each Church Serves More Than One Million Persons	106
Healthcare Institutions, Table 10	10	GM Table 1a—Countries and Areas of the World Where SDA Work is Not Currently Established	107
General Survey of Organizations, Table 11	10	GM Table 2—Seventh-day Adventist Presence in Countries and Areas of the World	108
Count of Unions, Conferences, and Local Fields, Table 12	10	GM Table 3—10/40 Window	111
Broadcast Ministries, Table 13	10	Languages and Dialects in Which SDA Publications are Now in Print, Table 31	112
Sabbath School and Personal Ministries, Table 14	11	Chapter 8 - The Long View	
Education, Table 15	11	Summary of Seventh-day Adventist World Statistics, Table 32	115
Missionaries, Table 16	11	A General Survey of Statistical and Financial Summaries Over a Period of Years, Table 33	116
Denominationally Employed Workers Classified by Type of Employment 2022, Table 17	12	Total Tithe and Offerings From Date of Organization to the Present Time, Table 34	117
Denominationally Employed Workers Classified by Credentials Carried 2022, Table 18	12	Sessions of the General Conference of Seventh-day Adventists, Table 35	119
General and Institutional Employees, Table 19	14	Officers of the General Conference of Seventh-day Adventists, Table 36	119
Gender Demographics 2022, Table 20	14	Alphabetical Index	120
Age Demographics 2022, Table 21	14		
Adventist Development and Relief Agency International (ADRA), Tables 22, 23	15		
Beneficiaries by Sector, Chart 17	15		

Note—Adventist® and Seventh-day Adventist® are the registered trademarks of the General Conference of Seventh-day Adventists®.

KEY TO SEVENTH-DAY ADVENTIST DIVISIONS AND GC ATTACHED UNIONS/FIELD

Table 1

ECD East-Central Africa Division	SAD South American Division	WAD West-Central Africa Division
ESD Euro-Asia Division	SPD South Pacific Division	Attached to GC:
IAD Inter-American Division	SID Southern Africa-Indian Ocean Division	CHUM Chinese Union Mission
EUD Inter-European Division	SUD Southern Asia Division	MENA Middle East and North Africa Union Mission
NAD North American Division	SSD Southern Asia-Pacific Division	UKUC Ukrainian Union Conference
NSD Northern Asia-Pacific Division	TED Trans-European Division	ISRF Israel Field

SCHEDULED MEETINGS

Table 2

Meeting	Date	Location
Spring Meeting	April 9 and 10, 2024	Silver Spring, Maryland
Annual Council	October 10 to 16, 2024	Silver Spring, Maryland
Spring Meeting	April 8 and 9, 2025	Silver Spring, Maryland

Meeting	Date	Location
GC Session	July 3 to 12, 2025	St. Louis, Missouri
Annual Council	October 9 to 15, 2025	Silver Spring, Maryland
Spring Meeting	April 7 and 8, 2026	Silver Spring, Maryland

Chapter 1 - Analysis

ABOUT THIS REPORT: Accession Statistics

About this Edition of the ASR. This year is the 160th anniversary of the founding of the Seventh-day Adventist Church. Statistics were compiled and reported by Seventh-day Adventists from an early stage. Immediately after the founding General Conference Session in 1863, a session of the Michigan Conference was also held at which a statistical report about the Conference, its local churches, and membership, was given. And at the fourth GC Session in May 1866, the Session voted as follows:

“That the delegates from each state conference should...furnish to the General Conference the statistics of their respective conferences; and [that] the secretaries of the several conferences...furnish the delegates of their own conferences, such statistics, specifying the number of ministers and licentiates, the number of churches, the number of the membership, and the total amount of their systematic benevolence fund, etc.”

The Michigan Conference, which again had its session immediately after the General Conference, promptly embodied the need for this report in its constitution. And at the next year’s fifth Session, in May 1867, the first annual statistical report was duly presented by Secretary Uriah Smith.

Name.	Ministers	Licentiate	Churches	Mem.	S. B. Fund	Used by Ch.	Fledged to conf.	Fledged to State Conf.	Funds on hand.
Mich. Conf.	10	1	17	1,308	8	614.00	1,224.37	1,315.64	3033.90
N.Y. & Pa. "	5	3	25	535	1	1131.03	159.12	2017.92	155.00
Wis. & Ill. "	3	0	53	241.55	1	185.31	95.44	95.44	
Iowa "		15	390	2075.40	315.28	1651.12	100.00	274.67	
Ohio "		11	50	811.24	65.40	873.24	50.00	155.00	
Vermont "	4	1	10	205	92.27	64.60	92.27	50.00	300.00
Minnesota "	2	1	5	170	787.60	150.45	536.13	50.00	50.00
N.W. Wisconsin,	4	2	27	987	2286.30				
Total	28	10	150	4,320	1,661.39	3,077.52	1,286.24	363.00	4,212.17

Copied from Review and Herald, Battle Creek, Mich., Vol. 29, No. 24, p. 203, 1867.

As reported at Fifth Annual Session of the General Conference May 14, 1867.

Since then, the ASR has grown from a mere one-page report, with membership of 4,320 to an existing 120-page report, with world-wide membership of 22,234,406. God has truly blessed our Church and the expansion of His work.

Accession statistics will be the subject of our analysis this year. Specifically, we will explore how the Covid-19 pandemic affected our church accession numbers from the years 2019 to 2022.

Accession Overview. Charts 1-13 show individual bar graphs for each Division, which show accessions from 2019 to 2022. In looking at the charts you will see that in most Divisions accessions decreased sharply in 2020, during the height of the Covid-19 pandemic. In most cases accessions began to rebound in 2021 and even more so in 2022. However, in the South Pacific Division (SPD) you see a rare 25% increase in accessions in 2020 and yet a decline in accessions in the two years following. Also, in the Southern Asia-Pacific Division (SSD) accessions remained steady from 2019 thru 2020 and rebounded significantly thereafter. It is also noteworthy that some Divisions have made a slower comeback to pre-Covid accession numbers, such as the

Northern Asia-Pacific Division (NSD) and the Southern Asia Division (SUD). It is clear that in every Division the Covid-19 pandemic had a significant impact on accessions in the world-wide Church.

Questions. This data raises questions which are beyond the scope of this publication to answer, but that does not mean we should not ask them and invite other researchers to seek the answers. How effective were the Church’s healthcare systems during the pandemic in caring for the community? In the areas hardest hit by the pandemic, was there adequate healthcare accessibility? Were vaccines available to those that needed them most, and how were they received among members? How effective were humanitarian efforts from agencies such as ADRA during the pandemic? Were members able to access masks, gloves, sanitizers, etc.? How can the Church better prepare for a future pandemic of this magnitude?

Standard Charts. Charts 14-16 all demonstrate that 2022 accessions rebounded considerably after the dramatic drop in accessions in 2020. This shows that despite the negative effects of the Covid-19 pandemic, accessions in 2022 were back over the 1 million mark, where they have been for 19 of the last 23 years. In 2020, accessions dropped to 803,430 but in 2022 they grew to 1,358,309, a remarkable 69% increase. In Chart 14 you will see that nearly every Division’s accessions increased from 2020 to 2022, in fact, accessions in East-Central Africa Division (ECD) increased by 108% and those in the Southern Africa-Indian Ocean Division (SID) by 159%. Our church continues to grow, thanks be to God.

In Chart 16 you will see that losses rose from 789,888 in 2021 to 961,037 in 2022 which is a 22% rise. Comparably, losses in 2021 had risen by 40%. We are unsure if this upwards trend was due to ongoing membership reviews or other factors. Therefore, a decrease in losses from 2021 to 2022 is a positive sign. In addition, deaths decreased by 15%, from 82,317 in 2021 to 70,386 in 2022. We anticipated an upwards trend in 2021 due to the unfortunate effects of the Covid-19 pandemic. Therefore, a decrease in deaths from 2021 to 2022 is yet another positive sign.

A Seventh-day Adventist statistical archive consisting of past statistical reports, tables and documents is available online at: www.adventiststatistics.org.

Dr. D. J. B. Trim
--Statistics within this report compiled by Meredith Carter, Roger Bello, and Monica Wortman.



Office of Archives, Statistics, and Research Staff

Chart 1 ECD Accessions

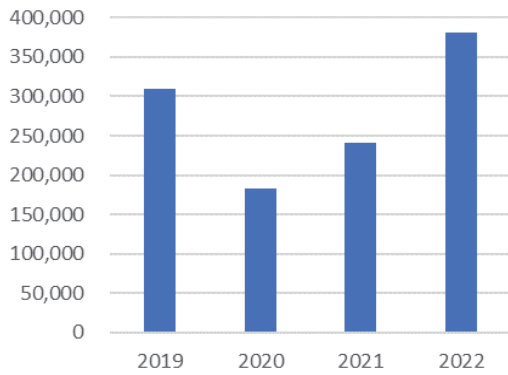


Chart 2 ESD Accessions

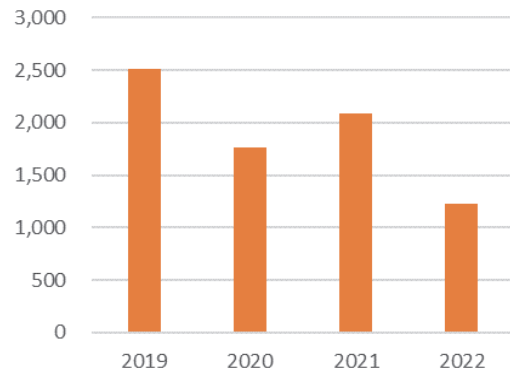


Chart 3 IAD Accessions

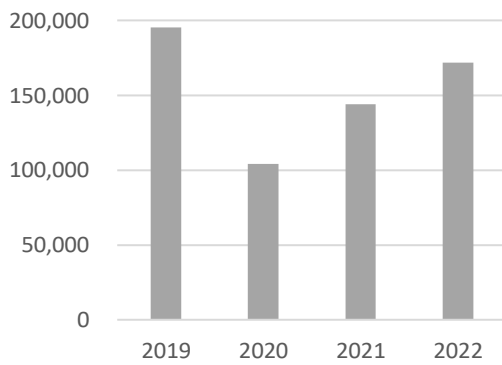


Chart 4 EUD Accessions

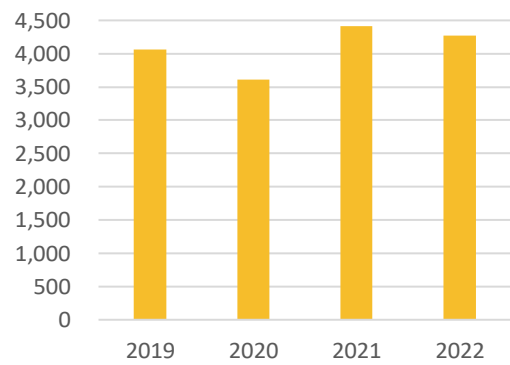


Chart 5 NAD Accessions

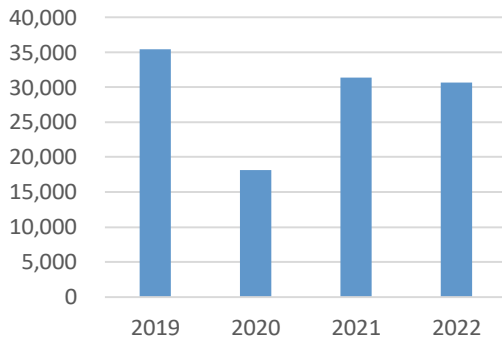
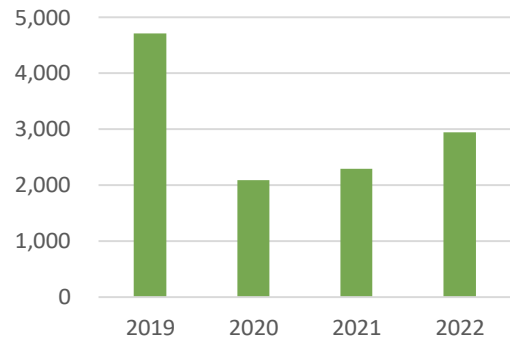


Chart 6 NSD Accessions



GENERAL STATISTICS

Chart 7 SAD Accessions

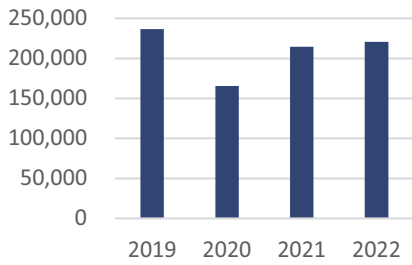


Chart 8 SPD Accessions

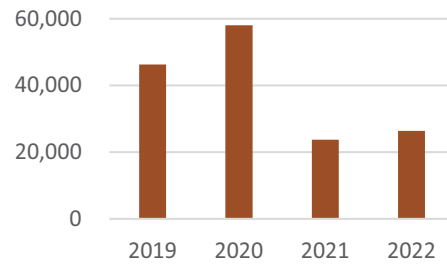


Chart 9 SID Accessions

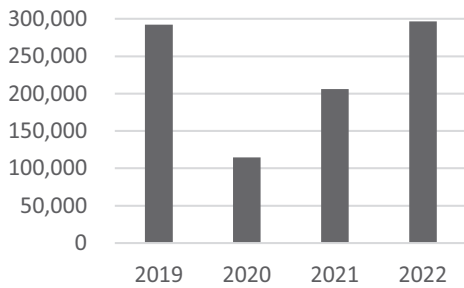


Chart 10 SUD Accessions

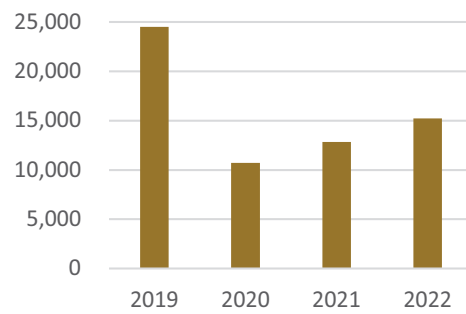


Chart 11 SSD Accessions

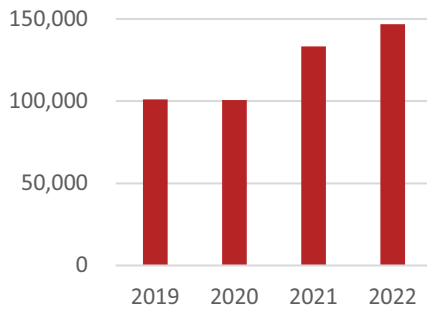


Chart 12 TED Accessions

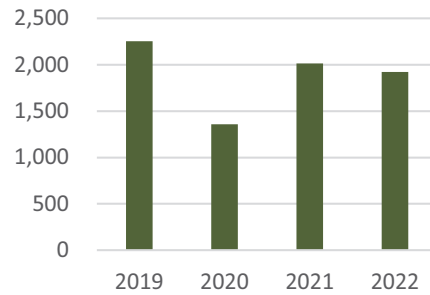


Chart 13 WAD Accessions

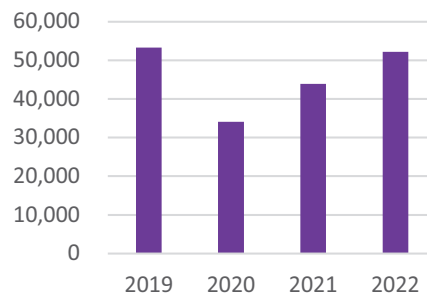


Chart 14 Accessions by Division Over 5 Years

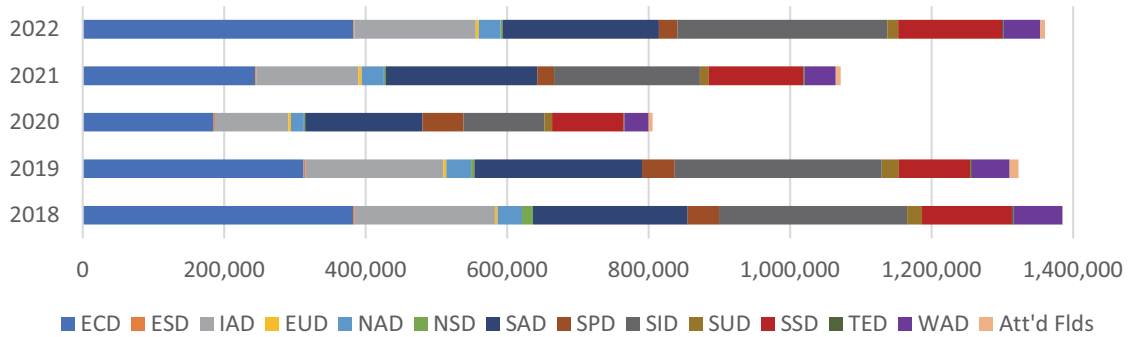


Chart 15 World Accessions Over 10 Years

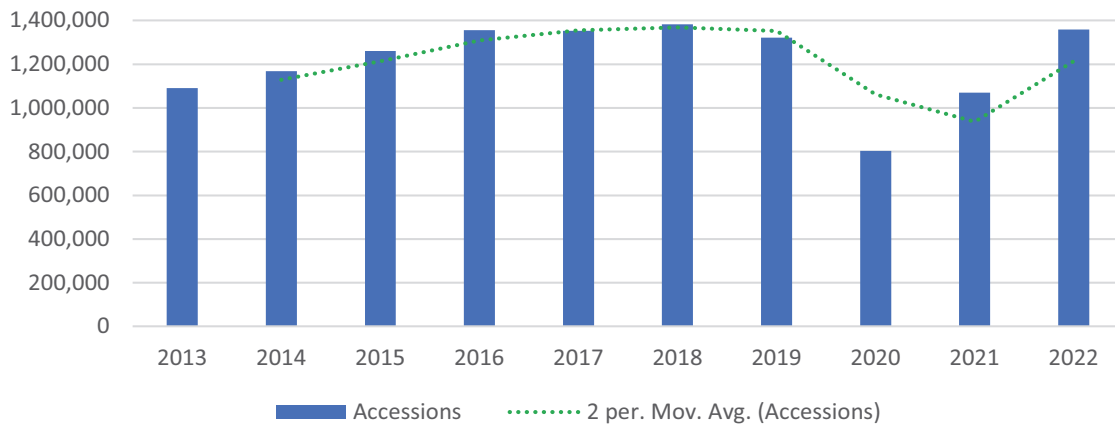
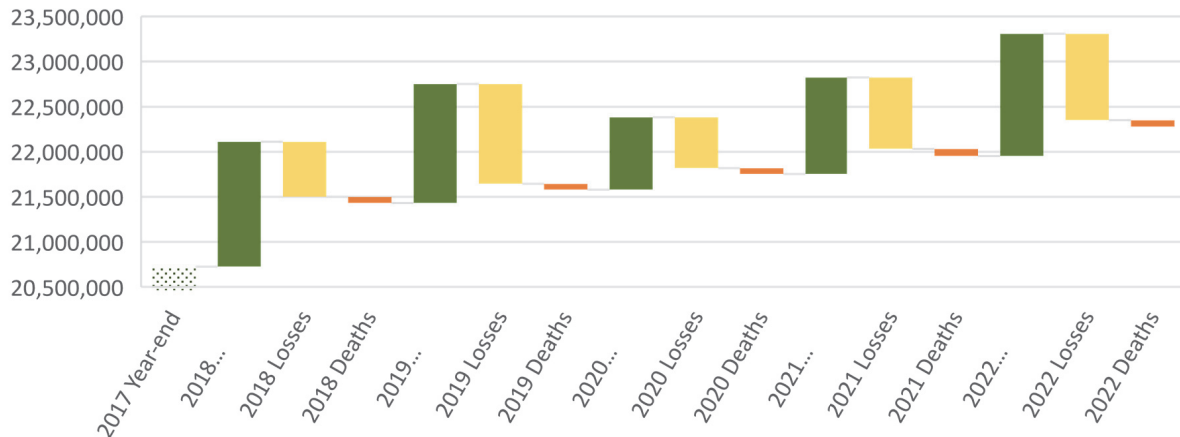


Chart 16 Changes in World Membership Over Five Years



Chapter 2 - Quick Picture

ACCESSIONS
(Additions to the Church by Baptism and Profession of Faith)

Table 3

Division/Attached Fields	2019	2020	2021	2022	2022 Accessions as Percent of World Total
East-Central Africa	310,048	183,011	241,729	380,979	28.04%
Euro-Asia	2,514	1,760	2,088	1,232	0.09%
Inter-American	195,159	104,024	144,056	171,821	12.65%
Inter-European	4,061	3,610	4,412	4,267	0.31%
North American	35,427	18,185	31,421	30,623	2.25%
Northern Asia-Pacific	4,710	2,089	2,296	2,945	0.22%
South American	236,597	165,526	214,488	220,811	16.25%
South Pacific	46,348	58,093	23,694	26,404	1.94%
Southern Africa-Indian Ocean	292,348	114,619	206,146	296,663	21.84%
Southern Asia	24,490	10,700	12,823	15,219	1.12%
Southern Asia-Pacific	100,978	100,713	133,312	146,846	10.81%
Trans-European	2,255	1,358	2,015	1,921	0.14%
West-Central Africa	53,292	34,055	43,872	52,177	3.84%
Attached to the General Conf:					
Chinese Union Mission	12,387	5,494	6,446	4,898	0.36%
Middle East and North Africa Un	384	191	412	728	0.05%
Ukrainian Union Conference	24	0.00%
Israel Field	49	2	24	1,084	0.08%
Totals	1,321,047	803,430	1,069,234	1,358,642	100.00%

Note—Beginning with 2015, accessions also include the "adjustments added" column.

CHURCH MEMBERSHIP BY WORLD DIVISIONS

Table 4

Division/Attached Fields	2018	2019	2020	2021	2022
East-Central Africa	4,163,387	4,395,892	4,518,003	4,666,780	4,928,940
Euro-Asia	108,398	106,466	104,387	101,493	59,267
Inter-American	3,737,554	3,708,308	3,675,689	3,661,426	3,679,938
Inter-European	178,851	178,887	178,790	178,566	179,772
North American	1,257,913	1,262,927	1,265,754	1,271,642	1,234,397
Northern Asia-Pacific	745,685	285,711	287,255	285,664	287,673
South American	2,487,665	2,546,914	2,568,201	2,568,560	2,612,639
South Pacific	541,989	567,139	609,868	612,590	622,985
Southern Africa-Indian Ocean	4,088,766	4,307,726	4,242,121	4,184,684	4,036,948
Southern Asia	1,613,514	1,140,612	1,141,332	1,149,871	1,162,016
Southern Asia-Pacific	1,563,697	1,627,397	1,688,247	1,749,036	1,868,258
Trans-European	88,099	88,583	88,533	88,507	89,196
West-Central Africa	834,183	862,027	873,579	905,667	940,203
Attached to the General Conf:					
Chinese Union Mission	...	472,292	476,047	481,052	484,226
Middle East and North Africa Un	4,260	5,120	5,375	5,789	6,426
Ukrainian Union Conference	40,693
Israel Field	818	836	811	834	829
Totals	21,414,779	21,556,837	21,723,992	21,912,161	22,234,406

LOSSES

Table 5

Division/Attached Fields	2019	2020	2021	2022	2022 Losses as Percent of World Total
East-Central Africa	65,496	55,303	77,060	106,463	11.08%
Euro-Asia	2,168	1,278	1,853	981	0.10%
Inter-American	211,169	123,425	145,991	139,136	14.48%
Inter-European	2,169	1,826	2,145	1,618	0.17%
North American	23,693	7,355	15,970	59,916	6.23%
Northern Asia-Pacific	77	35	57	79	0.01%
South American	164,459	126,169	195,254	161,467	16.80%
South Pacific	19,175	13,456	18,894	13,477	1.40%
Southern Africa-Indian Ocean	65,861	172,049	253,360	435,306	45.30%
Southern Asia	496,029	8,558	2,677	1,750	0.18%
Southern Asia-Pacific	30,756	32,936	65,419	24,462	2.55%
Trans-European	1,147	676	1,185	565	0.06%
West-Central Africa	23,001	20,350	9,763	14,339	1.49%
Attached to the General Conf:					
Chinese Union Mission	2,274	1,167	282	943	0.10%
Middle East and North Africa Un	16	4	2	39	0.00%
Ukrainian Union Conference	496	0.05%
Israel Field	24	0.00%
Totals	1,107,514	564,587	789,912	961,037	100.00%

TITHE AND OFFERINGS 2022*

Table 6

Tithe and Offerings	Amount	Percent of Total	Per Capita
	US\$		US\$
Tithe	2,746,392,657	71.85%	125.90
World Mission Fund, Including Sabbath School	87,844,211	2.30%	4.03
Other General Conference Funds	28,819,311	0.75%	1.32
Intradivision Funds	81,457,661	2.13%	3.73
Ingathering Funds	5,422,704	0.14%	0.25
Local Church Funds	872,388,708	22.82%	39.99
World Totals 2022	3,822,325,252	100.00%	175.23
World Totals 2021	3,644,753,027		
Increase for 2022	177,572,225		
Percentage of Increase	4.87%		

*These funds do not include relief contributions.

TITHE AND OFFERINGS
Showing Percentages of Total

Table 7

Year	Tithe	World Mission Including Sabbath School, Other General Conference, and Ingathering Funds	Intradivision and Local Church Funds	Total Tithe and Offerings
	US\$	US\$	US\$	US\$
1863	8,000	100.0%	...	8,000
1870	21,822	86.0%	3,553	25,375
1880	61,857	91.2%	5,944	67,801
1890	225,434	78.6%	61,431	286,865
1900	510,259	77.1%	151,710	661,969
1910	1,338,690	60.2%	458,944	2,223,768
1920	7,195,463	60.7%	3,251,550	11,854,404
1930	6,230,362	51.4%	4,020,398	12,112,609
1940	8,071,654	56.7%	3,827,536	14,226,329
1950	27,728,250	60.4%	9,998,658	45,908,057
1960	59,132,241	59.2%	16,729,067	99,902,355
1970	124,046,447	58.7%	27,222,200	211,181,658
1980	398,880,407	62.1%	72,119,400	642,444,216
1990	659,924,400	65.2%	78,048,177	1,011,715,372
2000	1,093,239,507	65.8%	82,324,122	1,662,602,192
2010	2,037,618,294	70.2%	119,394,827	2,900,945,610
2019	2,478,608,914	69.5%	110,320,270	3,564,777,068
2020	2,389,079,503	73.0%	89,083,278	3,273,571,110
2021	2,665,226,483	73.1%	105,621,072	3,644,753,027
2022	2,746,392,657	71.9%	122,086,226	3,822,325,252
Grand Totals 160 Years	63,178,529,313		4,858,958,000	92,579,057,269
Percent of Grand Totals	68.2%		5.2%	100.0%
Total Tithe and Offerings Per Capita 2022				\$175.23

ACCESSION RATES

Table 8

Year	Accessions Per Day	Accessions Per Hour	Accessions Per Minute	New Churches Per Hour
2003	2,715.17	113.13	1.89	0.27
2004	2,932.61	122.19	2.04	0.23
2005	2,896.24	120.68	2.01	0.28
2006	3,031.96	126.33	2.11	0.18
2007	2,849.12	118.71	1.98	0.25
2008	2,829.66	117.90	1.97	0.22
2009	2,889.29	120.39	2.01	0.26
2010	2,876.89	119.87	2.00	0.22
2011	3,118.41	129.93	2.17	0.22
2012	3,051.54	127.15	2.12	0.25
2013	2,987.60	124.48	2.07	0.24
2014	3,196.46	133.19	2.22	0.28
2015	3,452.10	143.84	2.40	0.31
2016	3,713.83	154.74	2.58	0.30
2017	3,704.12	154.34	2.57	0.27
2018	3,787.62	157.82	2.63	0.24
2019	3,616.83	150.70	2.51	0.28
2020	2,199.67	91.65	1.53	0.20
2021	2,927.40	121.98	2.03	0.28
2022	3,719.76	154.99	2.58	0.29

SUMMARY OF INSTITUTIONS

Table 9

Year	Tertiary Inst., Wkr. Tr. Inst., and Sec. Schools	Food Industries	Hospitals and Sanitariums	Nrsng/Ret. Orphngs/Children's Homes	Medical & Dental Clinics/Dispensaries	Media Centers	Publishing Houses and Branches	Totals
1900 ...	25	...	27	13	65
1920 ...	97	...	33	...	8	...	45	183
1930 ...	201	25	51	...	55	...	67	399
1940 ...	251	29	90	...	68	...	83	521
1950 ...	283	32	106	...	57	...	43	521
1960 ...	370	26	108	30	102	...	42	678
1970 ...	512	27	139	49	152	...	48	927
1980 ...	882	20	153	80	266	...	50	1,451
1990 ...	995	28	154	71	322	4	58	1,632
2000 ...	1,255	26	174	158	393	9	56	2,072 *
2010 ...	1,993	20	173	168	216	14	63	2,648 *
2015 ...	2,493	19	180	142	441	16	61	3,353 *
2018 ...	2,691	22	211	132	440	16	60	3,573 *
2019 ...	2,787	23	227	148	673	16	60	3,935 *
2020 ...	2,796	22	229	144	1,603	18	57	4,870
2021 ...	2,868	22	230	131	2,034	19	57	5,362
2022 ...	2,939	23	232	140	1,557	19	57	4,968

*Includes Adventist Risk Mgmt., Inc., which achieved General Conference institutional status in 1996.

GENERAL SURVEY OF ORGANIZATIONS

Table 11

Year	Union Conferences and Missions	Local Conferences and Missions	Churches	Primary Schools	Institutions	Total Organizations
1863	6	125	...	1	132
1870	11	179	...	2	192
1880	32	640	...	5	677
1890	42	1,016	...	15	1,073
1900	2	87	1,892	220	65	2,266
1910	23	193	2,769	594	188	3,767
1920	46	301	4,541	966	183	6,037
1930	71	430	6,741	2,077	399	9,718
1940	69	330	8,924	2,752	521	12,596
1950	80	370	10,237	4,277	521	15,485
1960	74	356	12,975	4,463	678	18,546
1970	75	379	16,505	4,045	927	21,931
1980	80	377	21,555	4,127	1,451	27,590
1990	87	451	31,654	4,267	1,632	38,091
2000	92	489	48,987	4,809	2,072	56,449
2010	119	585	70,188	5,813	2,648	79,353
2020	138	731	92,876	6,623	4,870	105,238
2022	139	751	97,811	6,897	4,968	110,566

Note—As of 2008, 'Unions of Churches' are being counted as unions, no longer as local conferences.

HEALTHCARE INSTITUTIONS

Table 10

Year	Institutions			Total Employees
	Hospitals and Sanitariums	Medical & Dental Clinics/Dispensaries	Nrsng Homes, Retirement Centers, Orphanages, Children's Homes	
1880	2	165
1920	33	8	...	2,225
1940	90	68	...	6,184
1960	108	102	30	13,429
1980	153	266	80	54,941
1990	154	322	71	57,411
2000	174	393	158	85,307
2010	173	216	168	112,578
2016	198	329	154	121,592
2017**
2018	211	440	132	142,595
2019	227	673	148	143,916
2020	229	1,603	144	151,732
2021	230	2,034	131	160,341
2022	232	1,557	140	174,394

** No Report.

COUNT OF UNIONS, CONFERENCES, AND LOCAL FIELDS

Table 12

DIVISION	Union Conferences	Union Missions	Union of Churches Conferences	Union of Churches Missions	Local Conferences	Local Missions
East-Central Africa	3	9	18	69
Euro-Asia	1	3	2	1	9	14
Inter-American	12	13	104	51
Inter-European	6	...	5	...	20	...
North American	9	57	2
Northern Asia-Pacific	2	8	3
South American	4	10	...	2	54	33
South Pacific	2	2	12	19
Southern Africa-Indian Ocean	9	3	35	15
Southern Asia	7	8	41
Southern Asia-Pacific	4	6	15	48
Trans-European	7	...	4	...	19	6
West-Central Africa	5	5	56	22
Attached to General Conf	1	2	9	4
World Total 2022	65	60	11	3	424	327
World Total 2021	64	59	11	3	422	320
Group Totals 2022	139	751	...
Group Totals 2021	137	742	...

BROADCAST MINISTRIES

Table 13

Year	AM/FM and Internet Radio Stations Owned and Operated by SDA Church		No. of Hours Broadcast Annually "Purchased" on Other Radio Stations	TV Channels (Including Internet) Owned and Operated by SDA Church		No. of Hours Broadcast Annually "Purchased" on Other TV Stations	Media Centers /Production Studios					Adventist World Radio (AWR)				
	No. of Radio Stations	No. of Hours Broadcast Annually (SDA owned)		No. of TV Stations/Channels	No. of Hours Broadcast Annually (SDA Owned)		No. of Media Centers/Production Studios	No. of Lan-guages Produced	Radio Programs: No. of Hours Produced Annually	No. of Audio Podcasts Published on the Internet Annually	TV Programs: No. of Hours Produced Annually	No. of TV Podcasts Published on the Internet Annually	No. of Broadcast Lan-guages	No. Hours Broadcast Annually	No. of Radio Programs Produced Annually	No. of Audio Podcast Downloads
1960	1,389*	184*
1970	4,476*	435*
1980	3,328	343
1990	1,227	143
2000	3,456	4,372*
2010	710	775	70	36,297	19,674
2019	1,496	6,946,018	103,329	1,016	4,019,329	113,780	223	305	275,391	50,437	60,058	35,590	83	32,047	33,221	data unavailable
2020	1,554	6,756,506	193,611	1,030	4,048,978	91,605	231	285	197,633	46,504	74,781	49,943	82	31,618	33,404	data unavailable
2021	1,978	7,007,739	137,165	994	4,340,211	134,158	329	336	298,558	65,350	81,780	46,566	82	29,436	27,435	data unavailable
2022	1,855	6,288,956	220,966	1,081	503,383	37,906	509	302	374,615	78,882	69,737	29,659	88	32,764	24,662	data unavailable

*Includes number of broadcasts per week.

Note—NAD did not report in 2010; SPD and ISRF did not report in 2022.

SABBATH SCHOOL AND PERSONAL MINISTRIES

Table 14

Year	Bible School Enrollments	Bible School Graduates	Lay Crusades/ Seminars	Lay Bible Studies	Baptisms*	Pieces of Literature Distributed	Community Services Units	Ingathering Funds	Sabbath Schools +	Sabbath School Attendance ++	Percent of Church Membership	Investment Offerings	Sabbath School Mission Offerings	SS Mission Offerings as Percent of Tithe
								US\$				US\$		US\$
1880.....	451	11,821	75.92%	...	2,784	4.50%
1890.....	1,414	33,783	113.71%	...	28,643	12.71%
1900.....	2,334	50,804	67.05%	...	46,794	9.17%
1910.....	96,964**	4,151	101,161	96.78%	...	138,038	10.31%
1920.....	19,683	686,700	6,151	195,663	105.51%	...	1,441,962	20.04%
1930.....	28,536	1,290,854	9,966	382,743	121.79%	67,367	1,870,343	30.02%
1940.....	36,289	1,326,120	14,817	618,507	122.54%	108,350	1,765,277	21.87%
1950.....	68,510	4,125,463	16,694	952,229	125.82%	401,419	4,388,091	17.41%
1960.....	277,344	92,142	90,404	7,274,440	22,617	1,682,983	135.17%	786,242	8,162,705	13.80%
1970.....	486,235	161,467	157,766	10,598,152	30,601	2,607,713	127.09%	2,255,554	14,420,872	11.63%
1980.....	700,777	314,146	52,877	9,184,988	193,783	16,356,170	41,906	4,144,386	119.07%	4,704,254	34,564,983	8.67%
1990.....	290,736	166,527	141,239	11,586,376	215,407	32,271,391	16,698	15,616,983	76,323	8,011,268	119.66%	4,640,765	40,388,328	6.12%
2000.....	1,092,963	481,160	202,263	9,308,661	486,378	74,023,800	135,787	9,622,709	120,865	14,513,424	124.18%	4,405,364	44,986,478	4.11%
2010.....	584,728	198,034	251,691	5,558,014	514,734	59,354,723	116,966	11,067,178	140,694	19,368,905	114.45%	4,141,977	61,362,489	3.01%
2019.....	397,774	115,195	332,410	3,732,469	964,582	50,739,991	328,240	9,220,641	...	8,406,310	...	6,285,263	69,718,544	2.81%
2020.....	394,124	218,657	261,577	2,750,909	639,792	48,054,042	451,177	5,606,696	...	5,634,242	...	4,861,327	54,304,774	2.27%
2021.....	286,508	111,194	241,987	1,950,523	669,661	37,272,524	189,789	5,207,015	...	5,965,091	...	6,097,685	65,574,234	2.46%
2022.....	396,348	123,624	445,051	4,799,798	736,839	39,602,733	205,329	5,422,704	...	7,375,500	...	7,420,337	73,384,526	2.67%
Total Ingathering Funds 1908-2022.....	US \$ 803,327,970													

*Persons baptized as a direct result of outreach by lay members. **1908-1910. +Beginning with 2011, number of Sabbath Schools are no longer collected. ++In 2012, Sabbath School Membership was changed to Sabbath School Attendance. Since that time the reporting has been incomplete. Note—Because of the Combined Offering Plan, not all divisions are reporting SS Mission Offerings separately.

EDUCATION

Table 15

Year	Tertiary Institutions			Worker Training Institutions			Secondary Schools			Primary Schools		
	Institutions	Teachers	Enrollment	Institutions	Teachers	Enrollment	Schools	Teachers	Enrollment	Schools*	Teachers	Enrollment*
1880.....	1	14	52	5	353	2	3	99
1900.....	8	100	1,590	18	134	810	220	250	5,000
1920.....	19	1,020 +	1,616	40	...	7,924	966	1,273	28,555
1930.....	31	1,794 +	4,124	70	...	10,524	2,077	2,547	78,533
1940.....	35	2,782 +	6,989	90	...	12,196	2,752	3,752	107,576
1950.....	47	3,881 +	15,502	126	...	20,382	4,277	6,108	187,922
1960.....	51	1,305	16,513	309	3,456	43,041	4,463	8,437	235,887
1970.....	77	1,917	24,540	398	4,392	60,952	4,045	10,235	286,600
1980.....	76	3,619	32,882	806 +	6,156 +	111,927 +	4,127	16,079	494,488
1990.....	76	3,407	42,562	32	...	2,913	887	10,662 +	150,540	4,267	27,259	540,647
2000.....	94	4,648	65,589	35	419	8,868	1,126	17,492	257,937	4,809	33,367	732,698
2010.....	111	11,289	131,516	59	694	8,862	1,823	30,805	494,324	5,813	44,057	1,034,052
2019.....	118	14,791	162,335	37	557	7,263	2,632**	42,536**	634,435**	6,611**	53,949**	1,240,862**
2020.....	118	14,256	160,997	38	547	7,159	2,640	42,083	587,283	6,623	56,752	1,268,405
2021.....	118	14,221	141,115	51	702	12,462	2,699	39,792	608,831	6,721	56,767	1,302,353
2022.....	107	15,045	144,277	39	654	10,086	2,793	40,115	615,171	6,897	61,301	1,404,352

*Prior to 1996, figures were based on Department of Education and conference or mission secretaries' reports. +Separate figures for tertiary institutions, worker training institutions, and secondary schools were not available. **Revised.

MISSIONARIES

Table 16

Year	New Missionary Arrivals*						Missionaries Currently Serving						ISE Permanent Returnees ****
	ISE Appointees **	ISE Unassigned Spouses	Volunteers ***	Global Mission Pioneers+	Other Missionaries ++	Total	ISEs ***	ISE Unassigned Spouses	Volunteers ***	Global Mission Pioneers+	Other Missionaries ++	Total	
1958.....	266	266	266	...
1960.....	270	270	3	273	...
1970.....	470	470	125	595	...
1980.....	356	356	1,388	...	763	2,151	326
1990.....	369	369	1,089	...	1,087	2,176	279
2000.....	169	...	518	687	1,138	...	1,526	2,664	135
2010.....	107	...	719	98	...	924	860	...	1,358 ‡	1,142	...	3,360 ‡	109
2019.....	59	9	1,528‡	...	1,788	3,384 ‡	634	121	2,020 ‡	1,612	2,973	7,360 ‡	71
2020.....	48	15	376	...	527	966	617	121	848	1,754	1,812	5,152	82
2021.....	52	13	868	...	273	1,206	593	124	1,152	1,611	1,626	5,106	95
2022.....	39	6	582	...	853	1,480	556	119	774	1,490	2,225	5,158	86

*Includes intradivision (where divisions have defined mission territories) and interdivision arrivals. **New ISEs (International Service Employees) and spouses employed this year. Unassigned spouses were included in this column until 2013. ***Adventist Volunteer Services (AVS) and others are included. Figures for years 1960 to 1990 reflect new AVS arrivals. Figures for 2000 onward reflect AVS currently serving. ****Initial Permanent Returnees only. +Global Mission Pioneers remain in their own country. ++Other Missionaries include: Tentmakers, Contract Workers (working in a foreign country, but not ISEs), 1000 Missionary Movement Workers, Pioneer Missionary Movement Workers, Waldensian Students, and other Intra-Division and Inter-Union Workers where not already reported in the VividFaith database. +++ISEs and spouses currently employed. Unassigned spouses were included in this count until 2013. ‡Revised. Note—SPD and ISRF did not report in 2022.

DENOMINATIONALLY EMPLOYED WORKERS CLASSIFIED BY TYPE OF EMPLOYMENT 2022

Table 17

Organization	General Employees															Institutional Employees				
	Evangelistic and Pastoral Employees						Administrative, Promotional, Office, and Miscellaneous Employees						Primary School Teachers			Bible Instructors		Tertiary Inst., Worker Training Inst., and Secondary School Teachers		
	Ordained		Licensed		Other		Ordained		Other											
	FT	PT	FT	PT	FT	PT	FT	PT	FT	PT	C	FT	PT	C	FT	PT	FT	PT	C	
General Conference	14	1	1	...	1	...	72	...	3,069	112	480	8	340	14	...	
East-Central Africa	2,170	...	1,352	...	372	42	165	...	2,802	309	162	1,766	87	43	15	...	2,006	114	74	
Euro-Asia	292	3	54	2	202	5	87	2	323	88	6	11	3	...	3	...	49	4	...	
Inter-American	1,799	...	1,386	1	204	1	588	...	3,319	250	105	3,512	774	...	158	9	3,065	641	114	
Inter-European	576	19	155	12	167	4	339	...	730	233	46	27	60	19	12	1	28	26	8	
North American	3,018	89	658	62	578	887	320	7	2,814	3,660	2,333	2,267	523	533	20	58	1,665	354	687	
Northern Asia-Pacific	699	...	129	...	82	15	80	...	159	8	...	241	38	877	53	...	
South American	2,831	...	956	...	10	...	824	...	10,563	11,471	600	...	6,636	
South Pacific	865	15	459	4	572	48	148	7	1,046	468	333	2,052	291	273	46	11	1,284	253	251	
Southern Africa-Indian Ocean	989	2	454	3	261	38	289	...	1,619	234	42	409	7	...	602	23	...	
Southern Asia	428	...	281	...	531	...	179	...	817	1,669	174	...	1,530	
Southern Asia-Pacific	1,373	...	1,004	18	611	36	450	...	1,855	7	19	3,402	187	227	141	16	3,301	450	46	
Trans-European	300	13	59	1	192	29	79	1	251	68	...	73	22	...	12	3	90	40	...	
West-Central Africa	1,034	2	287	15	425	63	94	...	908	156	125	717	147	1	9	...	2,247	671	370	
Attached Fields:																				
Chinese Union Mission	168	...	19	...	5,017	...	13	...	92	337	
Middle East and North Africa Union	28	1	19	...	86	13	15	...	54	21	1	19	5	29	3	...	
Ukrainian Union Conference	218	...	107	22	...	140	49	...	112	17	215	99	8	
Israel Field	4	...	1	2	...	3	
World Totals 2022	16,806	145	7,381	118	9,311	1,181	3,766	17	30,564	5,663	3,652	27,756	2,154	1,096	1,197	98	24,301	2,745	1,558	
World Totals 2021	16,290	147	7,244	99	9,655	782	3,763	21	32,014	5,033	3,310	25,682	2,708	1,422	1,451	116	23,317	2,358	1,673	

*Employees of Adventist Risk Management, Incorporated. Literature Evangelists in this table are credentialed and licensed, interns, and part time.
 Note—SPD did not report in 2022; statistics repeated from 2021

DENOMINATIONALLY EMPLOYED WORKERS CLASSIFIED BY CREDENTIALS CARRIED 2022

Table 18

Organization	Ministerial Credential			Commissioned Minister Credential	Commissioned Ministry of Teaching Credential	Administrative Ministries Credential	Missionary Credential			Ministerial License				
	Active		Honorary/Emeritus				Active		Honorary/Emeritus					
	FT	PT		FT	PT	FT	PT	FT		PT				
General Conference	165	2	95	33	...	253	...	193	...	1,164	3	...	7	...
East-Central Africa	2,427	...	1,629	472	...	1,322	...	285	...	2,072	1,590	...
Euro-Asia	389	5	146	9	...	13	1	82	12	214	10	166	61	2
Inter-American	2,497	...	495	99	4	1,321	...	137	...	3,594	15	959	1,475	1
Inter-European	948	22	533	92	7	95	20	59	6	446	93	46	163	14
North American	3,476	104	1,550	154	7	2,531	49	656	12	1,799	176	19	800	83
Northern Asia-Pacific	879	...	301	10	...	432	...	81	...	693	4	248	142	...
South American	3,880	...	842	1,813	...	868	1,088	...
South Pacific	1,041	23	286	66	5	2,050	217	137	2	542	55	...	471	7
Southern Africa-Indian Ocean	1,320	5	436	85	...	505	2	123	13	1,523	3	...	713	3
Southern Asia	617	...	453	62	...	569	...	38	...	402	306	...
Southern Asia-Pacific	1,974	1	240	7,673	17	...	1,124	25
Trans-European	402	14	226	52	8	27	12	47	4	149	40	126	64	1
West-Central Africa	1,222	2	...	97	15	893	13	149	1	1,405	10	...	442	118
Attached Fields:														
Chinese Union Mission	181	...	8	24	...	55	...	14	...	80	24	...
Middle East and North Africa Union	48	1	...	1	...	16	1	11	...	46	17	...	21	...
Ukrainian Union Conference	249	3	199	1	...	20	...	23	1	20	111	...
Israel Field	6	2	1	...
World Totals 2022	21,721	182	7,439	1,257	46	10,102	315	2,035	51	23,637	443	2,432	8,603	254
World Totals 2021	21,196	180	7,629	1,140	48	9,317	327	1,767	46	24,195	532	1,895	8,483	247

DENOMINATIONALLY EMPLOYED WORKERS CLASSIFIED BY TYPE OF EMPLOYMENT 2022 (CONT'D)

Institutional Employees (Cont'd)																		Total Active Employees				All Literature Evangelists		
Others in Educational Institutions			Food Industry Employees			Hospital and Sanitarium Employees			Others in Healthcare Institutions			Media Center Employees			Publishing House and Branch Employees			Other Institutional Employees*		All Full Time Employees	All Part Time Employees		All Casual Employees	Total Active Employees
FT	PT	C	FT	PT	C	FT	PT	C	FT	PT	C	FT	PT	C	FT	PT	C	FT	PT					
1,675	254	2,405	8,444	1,163	649	32	1	99	...	13,755	1,545	3,534	18,834	...
617	40	29	21	621	121	56	295	6	34	131	...	6	127	12,460	719	404	13,583	7,831
33	...	30	9	47	8	4	35	7	1,145	122	40	1,307	274
2,754	361	40	714	34	...	1,709	121	10	120	80	4	9	127	19,535	2,196	278	22,009	1,517
115	17	2	46	20	...	141	21	...	116	274	2	69	33	...	38	9	2,559	729	77	3,365	204
1,661	945	438	124,488	18	...	8,690	20	2	139	25	13	99	26	12	146,417	6,674	4,018	157,109	47
244	74	...	402	24	...	3,288	304	35	349	378	...	27	50	2	6,627	896	35	7,558	200
13,972	1,643	9,391	167	678	877	27	...	60,646	60,646	1,563
314	264	305	1,112	174	247	33	134	56	928	1,684	967	44	12	3	21	3	9	8,924	3,368	2,444	14,736	622
303	140	9	977	6	14	348	12	...	72	14	4	119	4	6,449	476	69	6,994	4,237
796	718	95	19	43	7,280	7,280	282
863	9	114	21	4,419	52	321	821	10	61	46	219	6	3	40	...	18,566	791	791	20,148	5,831
83	18	52	5	...	100	78	8	25	6	...	43	2	...	5	1	1,364	287	8	1,659	15
176	156	53	156	...	59	27	2	...	6	5	6	56	6,142	1,217	614	7,973	878
100	20	16	1,579	30	178	7,325	50	194	7,569	...
48	2	3	43	1	1	1	342	47	4	393	...
53	10	95	37	14	3	3	1	78	26	6	23	5	1,066	246	29	1,341	106
...	10	10	...
23,807	2,310	3,444	4,002	253	247	156,111	2,012	1,392	12,100	2,468	1,075	1,462	134	51	1,877	64	24	171	1	320,612	19,363	12,539	352,514	23,607
22,985	1,964	3,580	4,149	346	247	143,724	1,934	1,271	3,899	2,382	1,067	1,372	174	96	1,819	61	24	144	2	297,508	18,127	12,690	328,325	22,013

*Includes those employees with a "Teachers License"

DENOMINATIONALLY EMPLOYED WORKERS CLASSIFIED BY CREDENTIALS CARRIED 2022 (CONT'D)

Commissioned Minister License		Commissioned Ministry of Teaching License		Administrative Ministries License		Missionary License		All Other Employees (Employees with no credential or license)*			Total Active Employees			All Active Employees	Literature Evangelists Cred. and License	Honorary/ Emeritus Credential
FT	PT	FT	PT	FT	PT	FT	PT	FT	PT	Casual	FT	PT	Casual			
1	...	23	...	9	...	234	1	11,673	1,539	3,534	13,755	1,545	3,534	18,834	...	102
483	...	1,337	...	114	...	759	...	1,599	719	404	12,460	719	404	13,583	2,138	1,629
3	...	32	6	18	9	47	1	277	76	40	1,145	122	40	1,307	7	321
26	10	441	3	70	31	2,388	42	7,487	2,090	278	19,535	2,196	278	22,009	406	1,739
59	9	24	56	28	10	297	58	348	434	77	2,559	729	77	3,365	115	626
74	24	899	28	140	8	1,241	244	134,647	5,939	4,018	146,417	6,674	4,018	157,109	18	1,773
7	...	54	1	12	...	941	1	3,376	890	35	6,627	896	35	7,558	31	549
...	423	...	53,442	60,646	60,646	274	1,766
38	5	939	74	114	54	536	120	2,990	2,806	2,444	8,924	3,368	2,444	14,736	220	302
19	25	190	...	65	1	666	8	1,240	416	69	6,449	476	69	6,994	1,423	475
12	...	414	...	5	...	1,990	...	2,865	7,280	7,280	68	809
...	2,655	61	5,140	687	791	18,566	791	791	20,148	639	240
26	9	6	26	18	3	171	39	402	131	8	1,364	287	8	1,659	2	410
119	...	233	6	29	...	524	6	1,029	1,046	614	6,142	1,217	614	7,973	236	...
...	...	21	...	2	...	5,085	...	1,839	50	194	7,325	50	194	7,569	...	8
1	21	8	177	20	4	342	47	4	393
...	...	79	8	23	3	4	21	536	210	29	1,066	246	29	1,341	20	199
...	1	10	10
868	82	4,692	208	647	119	17,983	610	229,067	17,053	12,539	320,612	19,363	12,539	352,514	5,597	10,948
976	205	4,637	183	589	89	18,035	641	207,173	15,629	12,690	297,508	18,127	12,690	328,325	5,423	10,647

GENERAL STATISTICS

GENERAL AND INSTITUTIONAL EMPLOYEES

Table 19

Year	General Employees	Institutional Employees	Full Time Employees	Part Time Employees	Casual Employees	Total Active Employees
1863	30	30
1870	72	72
1880	260	260
1900	1,500	1,500
1920	5,896	4,853	10,749
1930	10,599	7,926	18,525
1940	14,270	11,438	25,708
1950	20,274	14,860	35,134
1960	23,479	22,091	45,570
1970	26,092	35,892	61,984
1980	34,814	51,025	85,839
1990	41,876	75,294	117,170
2000	54,843	108,912	163,755
2010	75,053	138,713	213,766
2020	108,584	213,536	292,599	18,429	11,092	322,120
2021	109,737	218,588	297,508	18,127	12,690	328,325
2022	110,905	241,609	320,612	19,363	12,539	352,514

Note—Prior to 1970, honorary employees were included. No Literature Evangelists are included.

GENDER DEMOGRAPHICS 2022

Table 20

Division/Attached Fields	Male		Female		Unstated	
	Number	%	Number	%	Number	%
East-Central Africa	1,246,696	38.96%	1,822,699	56.96%	130,342	4.07%
Euro-Asia	17,374	29.31%	41,518	70.05%	375	0.63%
Inter-American	1,325,180	46.76%	1,507,815	53.21%	798	0.03%
Inter-European	64,224	39.66%	91,960	56.79%	5,744	3.55%
North American	501,799	40.66%	652,595	52.88%	79,735	6.46%
Northern Asia-Pacific	113,107	39.44%	173,405	60.46%	286	0.10%
South American	1,128,541	43.20%	1,483,739	56.79%	359	0.01%
South Pacific
Southern Africa-Indian Ocean
Southern Asia
Southern Asia-Pacific	556,208	44.76%	629,448	50.65%	57,021	4.59%
Trans-European	33,261	37.29%	50,601	56.73%	5,334	5.98%
West-Central Africa	299,213	48.98%	306,747	50.21%	4,915	0.80%
Attached to the General Conf:						
Chinese Union Mission	4,723	0.98%	9,090	1.88%	470,413	97.15%
Middle East and North Africa Un
Ukrainian Union Conference	13,854	34.05%	26,839	65.95%	...	0.00%
Israel Field	153	18.46%	676	81.54%	...	0.00%
Totals	5,304,333	41.26%	6,797,132	52.87%	755,322	5.87%

AGE DEMOGRAPHICS 2022

Table 21

Division/Attached Fields	Up to 20		21-35		36-50		51-65		66-80		Over 80		Unknown	
	Number	%	Number	%	Number	%	Number	%	Number	%	Number	%	Number	%
East-Central Africa	1,155,191	39.23%	672,239	22.83%	483,317	16.41%	236,777	8.04%	83,898	2.85%	27,023	0.92%	285,937	9.71%
Euro-Asia	2,130	3.59%	8,143	13.74%	14,241	24.03%	14,653	24.72%	13,443	22.68%	5,745	9.69%	912	1.54%
Inter-American	639,922	22.57%	774,251	27.31%	592,599	20.90%	433,413	15.29%	252,848	8.92%	141,605	4.99%	799	0.03%
Inter-European	1,587	1.95%	10,282	12.61%	17,525	21.50%	19,808	24.30%	13,235	16.24%	7,204	8.84%	11,868	14.56%
North American	76,631	6.21%	183,509	14.86%	209,387	16.96%	206,749	16.74%	143,569	11.63%	52,945	4.29%	361,927	29.31%
Northern Asia-Pacific	19,290	6.73%	46,066	16.06%	63,384	22.10%	67,669	23.59%	47,791	16.66%	41,664	14.53%	934	0.33%
South American	574,183	21.98%	652,736	24.98%	573,490	21.95%	450,764	17.25%	266,650	10.21%	94,816	3.63%
South Pacific
Southern Africa-Indian Ocean
Southern Asia
Southern Asia-Pacific	263,093	21.26%	382,611	30.91%	246,153	19.89%	148,265	11.98%	71,482	5.78%	27,950	2.26%	98,110	7.93%
Trans-European	2,962	3.32%	9,537	10.69%	14,284	16.01%	15,478	17.35%	10,787	12.09%	4,247	4.76%	31,901	35.77%
West-Central Africa	74,615	12.21%	195,547	32.01%	166,902	27.32%	114,234	18.70%	40,897	6.69%	17,080	2.80%	1,600	0.26%
Attached to the General Conf:														
Chinese Union Mission	258	0.05%	1,618	0.33%	2,768	0.57%	3,567	0.74%	2,198	0.45%	503	0.10%	473,314	97.75%
Middle East and North Africa Un
Ukrainian Union Conference	1,492	3.67%	6,014	14.78%	9,774	24.02%	10,628	26.12%	9,076	22.30%	3,709	9.11%
Israel Field	79	9.53%	188	22.68%	272	32.81%	220	26.54%	67	8.08%	3	0.36%
Totals	2,811,433	22.46%	2,942,741	23.51%	2,394,096	19.12%	1,722,225	13.76%	955,941	7.64%	424,494	3.39%	1,267,302	10.12%

ADVENTIST DEVELOPMENT AND RELIEF AGENCY INTERNATIONAL (ADRA)

The Adventist Development and Relief Agency International (ADRA) acts as the humanitarian arm of the Seventh-day Adventist Church and is active in over 115 countries, broken down into the 10 regions below. In 2022, ADRA had 1,133 projects to the value of over \$354 million, supporting over 20.3 million people.

2022 Annual Statistical Report

Table 22

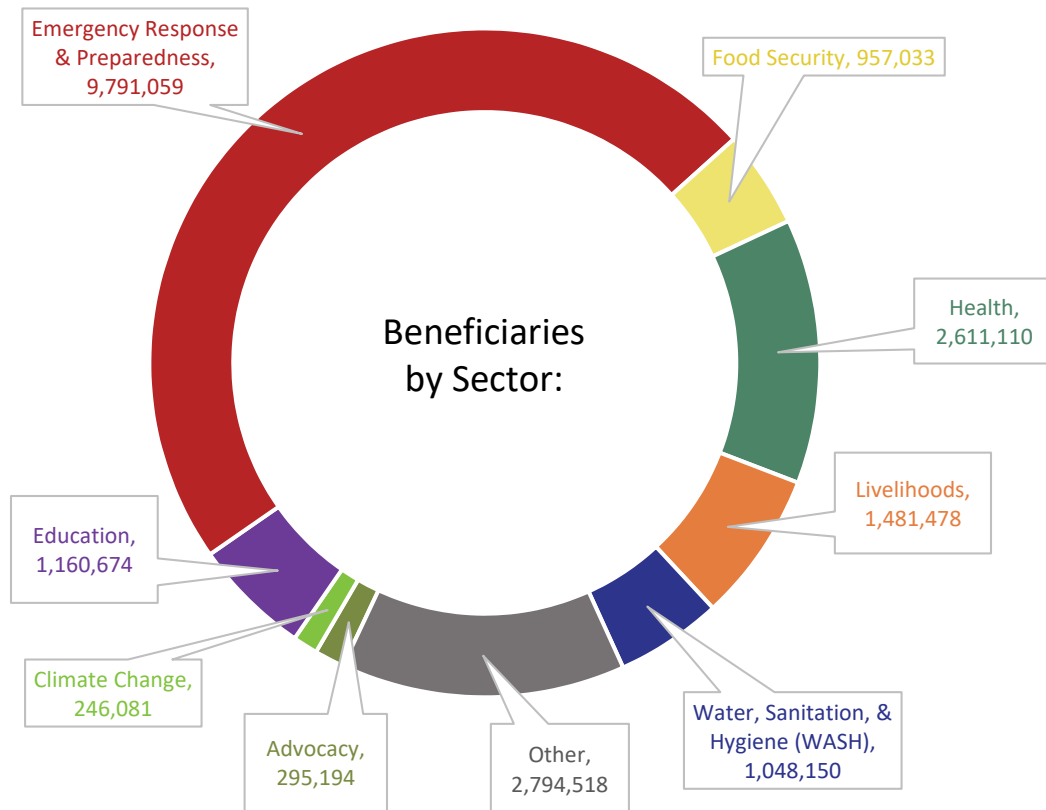
Region/Division	Projects	Beneficiaries	Total Budget US\$
Africa Region	182	4,308,121	\$80,204,965
Asia Region	177	3,635,503	\$31,682,591
Euro-Asia Division	48	58,263	\$1,048,161
Europe Region	113	38,667	\$4,702,196
Inter-American Division	25	54,423	\$21,459,067
Middle East and North African Union	43	2,401,273	\$60,202,520
North American Division	3	1,825	\$208,084
South American Division	294	1,100,522	\$72,619,697
South Pacific Division	224	1,279,313	\$39,827,371
Ukraine	24	7,507,387	\$42,300,000
Totals	1,133	20,385,297	\$354,254,652

Network Statistics

Table 23

Sectors	Projects	Beneficiaries	Total Budget US\$
Advocacy	9	295,194	\$1,795,870
Climate Change/Environment	7	246,081	\$1,203,983
Education	158	1,160,674	\$33,331,588
Emergency	200	9,791,059	\$69,736,528
Food Security	82	957,033	\$71,128,013
Health	165	2,611,110	\$45,263,648
Livelihood	212	1,481,478	\$31,945,767
Water and Sanitation	64	1,048,150	\$25,711,179
Other	236	2,794,518	\$74,138,076
Totals	1,133	20,385,297	\$354,254,652

Chart 17



Chapter 3 - Membership

STATISTICAL REPORT FOR 2022

Table 24 **17**

Conference or Mission	Churches, Companies, and Church Membership															
1	2a	2b	3a	3b	4a	4a2	4b	4c	4d	5a	5b	5c	5d	5e	6	16
Conference or Mission	Churches	Companies	Church Attendance Average	Church Membership at Beginning of Year	Members Added					Members Subtracted					Church Membership at End of Year	Sabbath School Attendance Average
					Baptisms	Former Members' Baptisms	Professions of Faith	Letters Received	Adjustments	Letters Granted	Deaths	Dropped	Missing	Adjustments		

EAST-CENTRAL AFRICA DIVISION

1 BURUNDI UNION MISSION
2 East Burundi Field	127	144	31,750	28,014	2,415	22	17	96	...	163	34	417	37	...	29,913	33,933
3 North Burundi Field	120	136	42,079	42,470	3,327	235	87	220	...	188	57	719	92	...	45,283	44,290
4 North-West Burundi Field	218	106	57,119	110,106	5,525	689	115	576	...	820	218	2,284	36	...	113,653	58,161
5 South-West Burundi Field	71	117	21,104	22,650	1,486	40	253	1,829	...	2,072	16	106	47	...	24,017	21,338
Totals	536	503	152,051	203,240	12,753	986	472	2,721	...	3,243	325	3,526	212	...	212,866	157,720
6 EAST CONGO UNION MISSION
7 East Kasai Field	77	82	19,640	24,626	1,418	19	...	19	...	566	145	135	182	...	25,054	22,741
8 East Katanga Mission	61	81	35,095	17,185	1,496	49	40	80	...	101	83	73	120	...	18,473	14,044
9 North Katanga Field	51	76	16,940	18,438	818	34	6	36	...	141	69	55	123	...	18,944	18,789
10 South Katanga Field	132	174	50,291	57,103	5,661	83	67	202	...	129	118	63	190	...	62,616	55,644
11 West Katanga Field	30	50	12,721	14,280	1,780	32	19	61	...	70	41	27	92	...	15,942	15,410
Totals	351	463	134,686	131,632	11,173	217	132	398	...	1,007	456	353	707	...	141,029	126,627
12 EAST KENYA UNION CONFERENCE
13 Central Kenya Conference	323	178	38,747	38,861	608	110	6	75	...	117	5	32	19	34	39,453	40,209
14 Central Rift Valley Conference	418	111	45,777	41,186	2,294	31	5	186	...	135	33	70	76	...	43,388	41,245
15 East Nairobi Field	450	276	4,438	58,988	6,639	806	299	271	...	106	44	259	375	507	65,712	5,346
16 Kenya Coast Field	223	323	17,790	30,908	999	...	13	56	17	3	...	31,956	19,472
17 North East Kenya Field	403	253	22,556	28,708	2,166	6	8	33	179	39	28	109	275	1,207	29,442	16,211
18 Nyamira Conference	397	103	27,555	78,245	6,238	38	78	1,821	2,500	1,456	452	1,896	864	6,243	78,009	16,884
19 Nyamira West Field	314	72	55,772	70,818	7,244	15	22	2,035	...	2,964	805	2,806	1,749	...	71,810	27,646
20 South Kenya Conference	415	73	95,615	109,947	3,616	...	17	111	...	106	224	438	640	...	112,283	97,017
21 South Nairobi Kajiao Field	115	110	18,856	25,804	3,273	34	44	29,067	17,907
22 South Rift Valley Field	295	210	16,495	27,380	2,049	21	60	212	...	74	30	127	155	...	29,336	13,927
23 South-East Kenya Field	463	213	57,255	88,847	2,487	7	...	5	5	3	91,328	28,484
Totals	3,816	1,922	400,853	599,692	37,613	1,061	508	4,807	2,679	5,002	1,670	5,757	4,156	7,991	621,784	324,344
24 EASTERN ETHIOPIA UNION MISSION
25 Central Ethiopia Field	85	78	7,728	11,684	645	4	34	33	...	20	47	49	191	...	12,093	6,316
26 North Ethiopia Field	7	4	...	463	463	...
27 Northwest Ethiopia Field	16	7	973	2,678	54	1	10	2,721	935
28 South Central Ethiopia Field	106	84	12,160	16,037	854	...	42	11	129	58	64	84	54	...	16,813	11,945
29 South East Ethiopia Field	113	218	6,186	12,261	3,122	13	15,370	5,570
30 South Ethiopia Field	178	88	27,770	35,116	2,327	...	167	2	...	4	92	23	3	...	37,490	19,367
31 South Green Ethiopia Field	63	39	9,344	15,442	721	...	39	62	...	20	65	10	10	...	16,159	8,137
32 South Shewa Ethiopia Field	74	31	10,537	17,999	624	...	2	2	23	13	22	...	18,569	9,983
Totals	642	549	74,697	111,680	8,347	4	284	110	129	102	305	179	280	10	119,678	62,251
33 NORTH EAST CONGO UNION MISSION
34 Central Kivu Field	479	186	54,661	111,760	3,781	82	...	125	...	114	99	298	54	...	115,183	66,573
35 Kibali Ituri Mission	106	218	10,862	13,730	727	29	24	209	...	204	21	58	8	...	14,428	10,850
36 Maniema Mission	55	84	13,733	13,186	808	16	...	12	...	153	97	41	19	...	13,712	13,654
37 North Kivu Field	343	209	60,914	63,536	3,026	47	...	7,237	...	7,264	183	733	65,666	70,211
38 South Kivu Field	195	89	26,913	32,788	2,149	92	3	66	...	230	89	377	81	...	34,321	27,343
39 Upper Congo Field	92	130	19,330	18,956	857	29	...	290	...	294	27	40	6	...	19,765	17,839
Totals	1,270	916	186,411	253,956	11,348	295	27	7,939	...	8,259	516	1,547	168	...	263,075	206,469
40 NORTHERN TANZANIA UNION CONF.
41 Mara Conference	575	264	59,505	200,055	6,455	813	90	1,250	...	1,387	470	517	613	...	205,676	73,178
42 North-East Tanzania Conference	363	168	67,272	65,692	4,264	1,411	18	3,584	...	3,918	237	257	70,557	69,257
43 Nyanza Gold Belt Field	528	356	52,082	133,605	19,242	77	3	556	...	531	73	35	63	...	152,781	45,819
44 South Nyanza Conference	651	336	72,734	152,579	19,252	389	49	1,328	...	2,518	375	391	170,313	71,305
45 Tanzania Rift Valley Field	212	164	18,970	42,857	3,362	32	24	6,401	1,078	7,352	69	154	24	...	46,155	16,448
46 Western Tanzania Conference	474	384	33,729	92,228	4,637	170	19	1,693	4	1,727	111	262	25	...	96,626	31,834
Totals	2,803	1,672	304,290	687,016	57,212	2,892	203	14,812	1,082	17,433	1,335	1,616	725	...	742,108	307,841
47 RWANDA UNION MISSION
48 Central Rwanda Field	265	45	36,619	137,762	7,062	105	3	56	...	69	88	109	144,722	42,387
49 East Central Rwanda Field	225	126	85,194	158,653	10,329	95	3	345	254	148	83	44	169,404	73,124
50 North Rwanda Field	297	71	69,643	142,426	10,251	66	3	24	...	234	142	85	20	...	152,289	84,380
51 North-East Rwanda Field	145	101	46,249	83,554	7,097	98	10	7	16	9	16	...	90,725	45,404
52 North-West Rwanda Field	225	61	29,895	113,435	6,608	11	24	61	43	99	121	131	116	...	119,715	30,179
53 South Rwanda Field	250	70	41,999	124,183	7,796	14	3	69	...	53	53	20	131,939	40,344
54 South-East Rwanda Field	194	90	24,440	115,619	7,641	96	70	25	13	...	123,056	29,007
55 West Rwanda Field	320	77	65,954	113,137	5,865	30	2	8	...	29	67	15	13	...	118,918	68,842
Totals	1,921	641	399,991	988,769	62,649	419	48	570	297	728	640	438	178	...	1,050,768	413,665
56 SOUTHERN TANZANIA UNION MISSION
57 Central Tanzania Field	341	228	19,917	32,685	3,308	...	60	1,106	1,879	1,282	84	324	...	5,095	32,253	29,162
58 East-Central Tanzania Conference	335	224	33,399	65,398	3,908	89	363	1,829	...	1,887	105	458	69,137	28,980
59 Lake Tanganyika Field	276	271	32,662	27,690	3,326	151	151	1,965	...	2,618	90	510	12	...	30,053	36,480
60 South-East Tanzania Conference	201	181	23,005	60,197	4,676	25	66	1,901	42	1,945	120	303	...	2	64,537	24,177

GENERAL STATISTICS BY DIVISIONS FOR 2022

Conference or Mission	Churches, Companies, and Church Membership															6	16
	2a	2b	3a	3b	4a	4a2	4b	4c	4d	5a	5b	5c	5d	5e			
	Churches	Companies	Church Attendance Average	Church Membership at Beginning of Year	Members Added					Members Subtracted					Church Membership at End of Year		
Baptisms					Former Members' Baptisms	Professions of Faith	Letters Received	Adjustments	Letters Granted	Deaths	Dropped	Missing	Adjustments				

EAST-CENTRAL AFRICA DIVISION (CONT'D)

61 Southern Highlands Conference	252	270	24,380	26,977	2,580	62	7	800	...	1,285	159	301	28,681	23,522
Totals	1,405	1,174	133,362	212,947	17,798	327	647	7,601	1,921	9,017	558	1,896	12	5,097	224,661	142,321
62 UGANDA UNION MISSION
63 Central Uganda Conference	323	415	85,830	155,125	8,594	21	163,698	87,112
64 Eastern Uganda Field	201	588	41,580	39,840	1,838	3	9	6	...	11	52	41,633	30,087
65 North Buganda Field	67	196	30,009	43,208	3,938	1	4,246	...	8	51,385	34,706
66 Northern Uganda Field	88	234	13,875	30,054	2,427	3	...	9	25	4	45	...	32,401	13,875
67 Rwenzori Field	287	256	16,870	56,763	1,903	71	1	25	19	127	70	16	29	1	58,539	13,965
68 Southwestern Uganda Field	111	282	18,846	29,854	448	3	1	28	...	82	39	57	3	140	30,013	19,681
69 West Buganda Field	146	196	19,463	55,974	3,670	30	59,614	19,463
70 Western Uganda Field	208	431	30,517	41,316	2,133	2	16	71	12	8	35	11	366	...	43,130	33,684
Totals	1,431	2,598	256,989	452,134	24,951	80	27	133	4,277	237	280	88	443	141	480,413	252,571
71 WEST CONGO UNION MISSION
72 Central Kasai Field	379	214	62,229	170,572	5,686	99	29	69	...	49	250	276	222	...	175,658	63,249
73 Congo Equatorial Field	9	36	3,118	2,860	261	1	2	2	1	2	10	...	3,113	3,212
74 Lower Congo Field	11	30	682	4,376	404	213	...	223	15	52	367	...	4,336	612
75 West Congo Field	68	65	9,421	28,395	2,050	26	7	63	...	42	65	7	163	...	30,264	7,272
76 West Kasai Field	226	191	94,199	144,223	5,074	195	149,102	96,821
Totals	693	536	169,648	350,426	13,475	126	38	347	...	314	526	337	762	...	362,473	171,166
77 WEST KENYA UNION CONFERENCE
78 Central Nyanza Conference	443	211	...	76,552	2,923	51	37	1,696	89	1,682	239	47	...	253	79,127	...
79 Greater Rift Valley Conference	370	295	60,783	84,595	4,963	130	48	1,078	50,641	36,496	163	687	449	50,812	52,848	45,312
80 Kenya Lake Conference	373	102	...	98,989	3,451	22	91	788	...	45,020	277	241	...	68	57,735	...
81 Lake Victoria Field	653	158	6,609	76,826	3,608	58	89	450	360	494	189	326	2	355	80,025	2,133
82 North Rift Valley Field	353	284	16,106	...	2,843	179	1,528	31,805	...	728	62	533	727	...	34,305	9,461
83 Ranen Conference	362	62	11,462	105,845	2,100	33	89	380	748	38,396	135	482	...	11,055	59,127	7,512
84 South East Nyanza Field	85	59	777	...	279	27	10	16,373	60	13	4	44	16,688	687
85 South West Nyanza Field	200	68	976	...	273	8	1	21,747	13,032	12	8	8	...	2,476	32,557	1,501
86 Southern Kenya Lake Field	302	48	979	3	3	44,262	1,412	5	23	7	46,624	...
87 West Rift Valley Field	310	239	31,920	...	1,324	25	27	35,828	16	418	132	90	255	178	36,147	24,954
88 Western Kenya Conference	312	335	11,244	57,643	1,136	24	114	3,098	...	31,949	36	144	279	...	29,607	6,673
Totals	3,763	1,861	139,876	500,450	23,879	560	2,037	157,505	66,358	155,213	1,268	2,609	1,712	65,197	524,790	98,230
89 WESTERN ETHIOPIA UNION MISSION
90 Gambella Field Station	51	14	16,198	19,384	1,259	18	20,625	14,652
91 Kellem Ethiopia Field	69	14	849	...	41	6,277	6,318	795
92 South West Ethiopia Field	46	29	1,573	2,326	107	2	...	1	...	1	2,435	1,643
93 West Central Ethiopia Field	72	42	13,557	15,987	808	121	3	1	...	16,670	15,574
94 West Ethiopia Conference	245	25	71,721	75,560	1,895	...	5	6,277	202	3	8	...	70,970	71,569
Totals	483	124	103,897	113,257	4,110	2	5	6,278	...	6,278	341	6	9	...	117,018	104,232
95 ATTACHED FIELDS
96 Eritrea Mission Field	3	12	...	526	526	...
97 SOUTH SUDAN ATTACHED TERRITORY
98 Eastern Upper Nile Field	42	26	27,638	11,820	1,109	...	5	303	...	820	1	42	12,374	17,482
99 Greater Bahr el Ghazal Field	20	52	9,641	16,942	3,373	5	7	1	20,302	7,398
100 Greater Equatoria Field	52	130	15,783	23,420	2,288	8	13	93	...	12	4	31	208	...	25,567	12,235
101 North-Central Nile Field	9	44	4,515	8,873	735	69	2	29	9,508	3,690
Totals	123	252	57,576	61,055	7,505	8	18	396	...	906	14	102	208	1	67,751	40,804
Attached Fields Totals	126	264	57,576	61,581	7,505	8	18	396	...	906	14	102	208	1	68,277	40,804
102 EAST-CENTRAL AFRICA DIVISION
103 Burundi Union Mission	536	503	152,051	203,240	12,753	986	472	2,721	...	3,243	325	3,526	212	...	212,866	157,720
104 East Congo Union Mission	351	463	134,686	131,632	11,173	217	132	398	...	1,007	456	353	707	...	141,029	126,627
105 East Kenya Union Conference	3,816	1,922	400,853	599,692	37,613	1,061	508	4,807	2,679	5,002	1,670	5,757	4,156	7,991	621,784	324,344
106 Eastern Ethiopia Union Mission	642	549	74,697	111,680	8,347	4	284	110	129	102	305	179	280	10	119,678	62,251
107 North East Congo Union Mission	1,270	916	186,411	253,956	11,348	295	27	7,939	...	8,259	516	1,547	168	...	263,075	206,469
108 Northern Tanzania Union Conference	2,803	1,672	304,290	687,016	57,212	2,892	203	14,812	1,082	17,433	1,335	1,616	725	...	742,108	307,841
109 Rwanda Union Mission	1,921	641	399,991	988,769	62,649	419	48	570	297	728	640	438	178	...	1,050,768	413,665
110 Southern Tanzania Union Mission	1,405	1,174	133,362	212,947	17,798	327	647	7,601	1,921	9,017	558	1,896	12	5,097	224,661	142,321
111 Uganda Union Mission	1,431	2,598	256,989	452,134	24,951	80	27	133	4,277	237	280	88	443	141	480,413	252,571
112 West Congo Union Mission	693	536	169,648	350,426	13,475	126	38	347	...	314	526	337	762	...	362,473	171,166
113 West Kenya Union Conference	3,763	1,861	139,876	500,450	23,879	560	2,037	157,505	66,358	155,213	1,268	2,609	1,712	65,197	524,790	98,230
114 Western Ethiopia Union Mission	483	124	103,897	113,257	4,110	2	5	6,278	...	6,278	341	6	9	...	117,018	104,232
115 Attached Fields	126	264	57,576	61,581	7,505	8	18	396	...	906	14	102	208	1	68,277	40,804
DIVISION TOTALS	19,240	13,223	2,514,323	4,666,780	292,813	6,977	4,446	203,617	76,743	207,739	8,234	18,454	9,572	78,437	4,928,940	2,408,239

EURO-ASIA DIVISION

1 BELARUS UNION OF CHURCHES CONF	66	28	2,778	3,678	63	...	1	43	...	75	47	26	3,637	2,732
----------------------------------	----	----	-------	-------	----	-----	---	----	-----	----	----	----	-----	-----	-------	-------

STATISTICAL REPORT FOR 2022

Conference or Mission	Churches, Companies, and Church Membership															
1	2a	2b	3a	3b	4a	4a2	4b	4c	4d	5a	5b	5c	5d	5e	6	16
Conference or Mission	Churches	Companies	Church Attendance Average	Church Membership at Beginning of Year	Members Added					Members Subtracted					Church Membership at End of Year	Sabbath School Attendance Average
					Baptisms	Former Members' Baptisms	Professions of Faith	Letters Received	Adjustments	Letters Granted	Deaths	Dropped	Missing	Adjustments		

EURO-ASIA DIVISION (CONT'D)

2 CAUCASUS UNION MISSION
3 Kubano-Chernomorskaya Conference	57	20	1,847	3,018	79	2	4	118	1	100	67	42	3	1	3,009	1,790
4 North Caucasus Mission	38	20	1,364	2,074	40	...	8	50	2	51	39	57	21	2	2,004	1,488
5 Rostov-Kalmykia Conference	39	17	1,012	2,207	42	3	...	61	3	90	53	51	9	5	2,108	945
Totals	134	57	4,222	7,299	161	5	12	229	6	241	159	150	33	8	7,121	4,223
6 EAST RUSSIAN UNION MISSION
7 Central Siberian Mission	29	3	811	1,693	30	25	...	18	17	6	4	...	1,703	783
8 East Siberian Mission	29	23	812	1,851	34	5	5	24	1	23	22	24	4	8	1,839	829
9 West Siberian Mission	20	12	444	1,185	16	...	3	32	...	33	12	3	...	1	1,187	424
Totals	78	38	2,066	4,729	80	5	8	81	1	74	51	33	8	9	4,729	2,036
10 FAR EASTERN UN OF CHURCHES MISS	50	18	931	1,952	41	4	3	62	1	66	56	7	1	...	1,933	880
11 MOLDOVA UNION OF CHURCHES CONF	132	90	...	8,161	148	14	15	136	...	261	158	91	7,964	1,010
12 SOUTHERN UNION MISSION	5	5
13 Kazakhstan Mission	30	26	983	1,295	39	2	1	914	7	64	49	45	2	33	2,065	1,021
14 Kyrgyzstan Mission	10	8	291	604	14	12	...	11	8	1	610	283
15 Southern Kazakhstan Mission	113	881	5	1	...	876	9	2	...	115
16 Tajikistan Field	2	7	133	261	25	1	1	...	6	1	281	130
17 Turkmenistan Field	1	1	38	91	...	1	...	10	...	11	2	89	38
18 Uzbekistan Field	9	2	355	686	48	1	2	22	2	29	6	11	19	...	696	345
Totals	52	44	1,912	3,823	131	5	3	959	10	996	80	57	21	36	3,741	1,931
19 WEST RUSSIAN UNION CONFERENCE
20 Central Conference	51	13	1,734	3,464	64	2	4	70	...	59	52	15	11	7	3,460	1,625
21 Moscow Conference	29	4	1,668	3,348	58	127	1	118	47	17	5	2	3,345	1,502
22 Northwestern Conference	49	33	1,450	2,834	52	2	4	83	...	81	60	38	17	4	2,775	1,401
23 Southern Conference	80	58	3,190	6,629	98	...	3	189	14	165	119	69	14	28	6,538	3,033
24 Ural Conference	59	65	1,564	3,822	53	1	2	40	3	41	63	25	6	21	3,765	1,501
25 Volga Conference	47	72	1,413	2,651	21	3	...	95	2	92	56	41	12	2	2,569	1,389
26 Volgo-Vyatskaya Conference	50	48	1,727	3,608	47	2	2	63	4	70	65	39	14	...	3,538	1,607
Totals	365	293	12,745	26,356	393	10	15	667	24	626	462	244	79	64	25,990	12,056
27 ATTACHED FIELDS
28 Armenian Field	19	11	416	813	22	16	9	22	13	20	1	7	797	367
29 Crimea Mission	25	6	730	1,578	19	2	...	27	...	31	47	46	...	3	1,499	696
30 Don Field	36	19	804	1,609	15	3	1	32	34	13	4	11	1,534	775
31 Georgian Field	8	4	157	336	3	13	2	15	8	7	1	1	322	156
Totals	88	40	2,106	4,336	59	2	...	59	12	100	102	86	6	22	4,152	1,993
32 EURO-ASIA DIVISION
33 Belarus Union of Churches Conference	66	28	2,778	3,678	63	...	1	43	...	75	47	26	3,637	2,732
34 Caucasus Union Mission	134	57	4,222	7,299	161	5	12	229	6	241	159	150	33	8	7,121	4,223
35 East Russian Union Mission	78	38	2,066	4,729	80	5	8	81	1	74	51	33	8	9	4,729	2,036
36 Far Eastern Union of Churches Mission	50	18	931	1,952	41	4	3	62	1	66	56	7	1	...	1,933	880
37 Moldova Union of Churches Conference	132	90	...	8,161	148	14	15	136	...	261	158	91	7,964	1,010
38 Southern Union Mission	52	44	1,912	3,823	131	5	3	959	10	996	80	57	21	36	3,741	1,931
39 West Russian Union Conference	365	293	12,745	26,356	393	10	15	667	24	626	462	244	79	64	25,990	12,056
40 Attached Fields	88	40	2,106	4,336	59	2	...	59	12	100	102	86	6	22	4,152	1,993
DIVISION TOTALS	965	608	26,759	60,334	1,076	45	57	2,236	54	2,439	1,115	694	148	139	59,267	26,859

INTER-AMERICAN DIVISION

1 ATLANTIC CARIBBEAN UNION MISSION
2 Cayman Islands Conference	16	1	...	6,913	218	...	12	20	109	10	10	7	...	36	7,209	...
3 North Bahamas Conference	12	1	...	4,140	148	5	3	3	3	5	...	5	4,280	...
4 South Bahamas Conference	49	2	...	18,136	401	46	3	25	...	39	40	6	1	5,826	12,699	...
5 Turks and Caicos Islands Conference	9	2	1,259	4,121	150	1	1	27	5	9	4	11	4,281	568
Totals	86	6	1,259	33,310	917	52	16	72	117	61	57	29	1	5,867	28,469	568
6 BELIZE UNION MISSION
7 Central Belize Mission	26	7	...	15,601	420	28	15,993	...
8 North Belize Mission	41	10	...	17,176	403	3	17,576	...
9 South West Belize Mission	39	19	...	16,176	533	16,709	...
Totals	106	36	...	48,953	1,356	31	50,278	...
10 CARIBBEAN UNION CONFERENCE
11 East Caribbean Conference	82	6	...	27,712	126	...	2	12	...	30	91	15	27,716	...
12 Grenada Conference	46	5	1,137	14,296	236	2	7	21	25	19	89	2	...	963	13,514	786
13 Guyana Conference	172	20	...	66,734	849	3	16	103	18	81	91	13	67,538	...
14 North Caribbean Conference	31	4	...	16,376	191	3	6	26	...	18	88	9	...	1,254	15,233	...
15 South Caribbean Conference	134	21	1,056	59,947	729	40	20	86	78	93	215	16	...	93	60,483	937

GENERAL STATISTICS BY DIVISIONS FOR 2022

Conference or Mission	Churches, Companies, and Church Membership															
	2a	2b	3a	3b	4a	4a2	4b	4c	4d	5a	5b	5c	5d	5e	6	16
	Churches	Companies	Church Attendance Average	Church Membership at Beginning of Year	Members Added					Members Subtracted					Church Membership at End of Year	Sabbath School Attendance Average
Baptisms					Former Members' Baptisms	Professions of Faith	Letters Received	Adjustments	Letters Granted	Deaths	Dropped	Missing	Adjustments			
INTER-AMERICAN DIVISION (CONT'D)																
16 South Leeward Conference	45	4	...	10,949	348	2	9	44	253	46	54	4	...	645	10,856	...
17 St Lucia Mission	44	4	...	24,413	181	5	12	15	...	22	55	2	...	9,479	15,068	...
18 St Vincent and the Grenadines Mission	39	2	...	14,528	287	18	1	4	7	10	59	2,312	12,464	25
19 Suriname Mission	17	3	66	5,437	32	1	2	5	10	2,070	3,397	58
20 Tobago Mission	31	1	...	8,643	250	2	3	5	2	2	61	1	8,841	...
Totals	641	70	2,258	249,035	3,229	76	78	321	383	321	813	62	...	16,816	235,110	1,804
CENTRAL MEXICAN UNION MISSION																
21 Azteca Mexican Conference	42	24	2,592	19,988	641	31	17	70	...	104	43	68	43	...	20,489	1,692
22 Bajio Mexican Conference	68	49	4,409	10,276	915	12	25	122	...	123	46	150	19	...	11,012	3,299
24 Metropolitan Mexican Conference	77	15	4,861	36,712	806	72	29	72	1	107	93	84	368	2	37,038	3,568
25 Mexiquense Mexican Mission	21	27	1,064	9,211	480	...	10	30	...	13	3	9	743	...	8,963	1,420
26 Valley Mexican Conference	52	49	3,275	13,184	563	2	39	58	...	63	18	40	137	...	13,588	2,425
Totals	260	164	16,200	89,371	3,405	117	120	352	1	410	203	351	1,310	2	91,090	12,403
CHIAPAS MEXICAN UNION CONF																
27 Central Chiapas Conference	172	174	23,411	32,405	2,063	549	39	713	...	654	97	683	513	135	33,687	23,295
29 Grijalva Conference	190	123	21,928	28,381	1,542	580	36	610	...	694	271	1,240	111	95	28,738	19,908
30 North Chiapas Conference	314	340	30,876	52,481	3,400	1,455	37	690	...	718	203	1,420	16	84	55,622	30,712
31 Palenque Mission	108	133	2,944	19,021	1,270	431	6	143	...	146	51	449	20,225	2,885
32 Soconusco Conference	148	189	14,174	28,794	1,823	448	9	350	...	406	208	687	59	37	30,027	12,729
33 South Chiapas Conference	177	331	...	38,465	1,882	492	14	383	1	438	106	647	...	27	40,019	...
34 Upper Chiapas Conference	215	331	32,191	49,651	2,828	578	14	713	...	721	97	915	51	146	51,854	27,973
35 West Chiapas Conference	237	185	5,795	30,907	2,204	893	27	664	...	618	164	1,351	64	110	32,388	5,124
Totals	1,561	1,806	131,318	280,105	17,012	5,426	182	4,266	1	4,395	1,197	7,392	814	634	292,560	122,624
CUBAN UNION CONFERENCE																
36 Central Conference	50	16	2,287	4,182	462	18	51	167	...	177	76	119	150	...	4,358	1,388
38 Del Amanecer Conference	62	60	4,402	9,019	427	62	53	63	48	60	124	152	10	3	9,323	4,141
39 East Conference	99	40	...	12,039	661	115	24	264	...	272	74	183	12,574	...
40 Pinarena Mission	32	3	1,413	2,466	192	29	18	128	5	139	59	88	29	13	2,510	1,275
41 Villa Perla Mission	22	10	558	1,737	177	16	3	108	...	113	25	22	...	2	1,879	568
42 West Conference	103	11	2,818	8,977	604	102	38	182	...	183	191	234	132	...	9,163	2,272
Totals	368	140	11,477	38,420	2,523	342	187	912	53	944	549	798	321	18	39,807	9,643
DOMINICAN UNION CONFERENCE																
43 Central Dominican Conference	233	66	...	66,446	2,108	...	30	173	6,452	165	53	265	30	10,881	63,815	...
45 East Dominican Conference	168	61	2,283	69,891	1,949	...	9	26	76	9	11	71,931	2,294
46 North Dominican Conference	153	111	...	38,293	1,655	73	4	48	...	4	5	8	1,835	...	38,221	...
47 Northeast Dominican Conference	113	87	...	40,232	870	...	4	...	132	527	40,711	...
48 South Dominican Conference	81	85	...	47,155	1,058	48,213	...
49 Southeast Dominican Conference	252	126	13,123	56,749	2,573	11	...	49	22	198	230	...	58,834	13,123
Totals	1,000	536	15,406	318,766	10,213	73	47	258	6,660	227	91	471	2,095	11,408	321,725	15,417
DUTCH CARIBBEAN UNION MISSION																
50 Aruba Mission	8	3	386	1,214	64	...	3	14	1	16	6	2	...	1	1,271	309
52 Bonaire Mission	4	1	119	443	3	2	...	11	3	434	107
53 Curacao Conference	27	2	1,292	8,506	129	13	3	61	56	71	37	...	48	6	8,606	997
Totals	39	6	1,796	10,163	196	13	6	77	57	98	46	2	48	7	10,311	1,413
EAST VENEZUELA UNION MISSION																
54 Central East Venezuela Conference	68	22	2,494	18,529	1,527	87	7	240	...	299	22	450	...	79	19,540	2,113
56 Central Llanos Venezuela Mission	44	16	1,871	15,443	1,159	8	6	26	...	9	12	10	16,611	1,600
57 Central Venezuela Conference	56	17	2,510	24,657	735	57	15	281	...	453	50	291	70	123	24,758	2,826
58 East Venezuela Conference	104	32	4,521	25,588	1,376	145	15	64	1	120	69	796	151	55	25,998	4,334
59 Northeast Venezuela Mission	68	26	2,065	16,462	534	69	7	342	1	364	77	405	707	34	15,828	1,938
60 South Bolivar Venezuela Mission	54	19	3,626	24,875	838	400	2	7	...	19	18	661	25,424	2,665
61 South Central Venezuela Conference	81	24	2,429	18,772	1,098	66	8	240	113	634	67	132	18,758	2,453
62 Southeast Venezuela Conference	119	30	4,619	30,942	1,050	155	8	29	352	31,774	4,625
Totals	594	186	24,133	175,268	8,317	987	68	960	2	1,504	390	3,599	995	423	178,691	22,553
EL SALVADOR UNION MISSION																
63 Central El Salvador Conference	125	47	3,954	22,489	792	49	117	117	...	149	54	618	279	42	22,422	3,231
65 East El Salvador Conference	206	62	5,954	54,677	1,125	160	149	205	...	195	127	1,291	151	36	54,516	5,560
66 Metropolitan El Salvador Conference	134	14	3,431	34,908	539	36	68	156	...	167	88	443	6	15	34,988	2,639
67 Paracentral El Salvador Conference	159	42	5,524	32,588	717	243	31	286	...	297	95	717	77	89	32,590	3,863
68 West El Salvador Conference	211	41	2,592	46,436	1,080	256	115	372	4	360	181	882	89	146	46,605	2,592
Totals	835	206	21,454	191,098	4,253	744	480	1,136	4	1,168	545	3,951	602	328	191,121	17,885
FRENCH ANTILLES-GUIANA UN CONF																
69 French Guiana Mission	14	6	...	3,235	128	...	2	13	...	16	7	3,355	...
71 Guadeloupe Conference	68	12	...	10,601	220	...	2	38	(17)	57	43	2	7	...	10,735	...
72 Martinique Conference	68	6	...	16,444	101	...	2	28	...	29	57	6	16,483	...

STATISTICAL REPORT FOR 2022

Conference or Mission	Churches, Companies, and Church Membership															
	2a	2b	3a	3b	4a	4a2	4b	4c	4d	5a	5b	5c	5d	5e	6	16
	Churches	Companies	Church Attendance Average	Church Membership at Beginning of Year	Members Added					Members Subtracted					Church Membership at End of Year	Sabbath School Attendance Average
Baptisms					Former Members' Baptisms	Professions of Faith	Letters Received	Adjustments	Letters Granted	Deaths	Dropped	Missing	Adjustments			

INTER-AMERICAN DIVISION (CONT'D)

Totals	150	24	...	30,280	449	...	6	79	(17)	102	107	8	7	...	30,573	...	
73 GUATEMALA UNION MISSION	
74 Altiplano Guatemala Mission	135	29	14,113	28,876	1,087	...	106	42	...	49	22	77	10	...	29,953	13,838	
75 Central Guatemala Conference	87	17	9,162	10,776	998	...	129	1	...	7	7	267	9	...	11,614	8,124	
76 East Guatemala Mission	164	41	5,631	27,166	1,748	...	72	1	19	516	...	54	28,396	5,559	
77 Lago Guatemala Mission	75	15	2,076	7,976	819	...	37	3	12	71	69	...	8,677	1,892	
78 Metropolitan Guatemala Conference	75	22	5,274	11,833	617	...	23	82	54	35	123	140	103	31	12,177	4,810	
79 North Guatemala Mission	142	52	8,769	37,876	2,362	...	13	19	...	180	1,075	5,281	5,627	1,180	26,927	8,182	
80 South Guatemala Mission	239	65	8,174	36,955	2,192	...	55	136	528	195	909	37,434	7,771	
81 West Guatemala Conference	172	43	11,763	41,901	2,466	...	53	10	...	72	63	239	3,529	...	40,527	8,188	
Totals	1,089	284	64,960	203,359	12,289	...	488	154	54	347	1,457	7,119	9,542	2,174	195,705	58,362	
82 HAITIAN UNION MISSION	
83 Central Haiti Conference	79	43	15,731	75,415	462	...	9	4	69	68	110	57	82	...	75,736	17,323	
84 North Haiti Mission	163	195	16,008	138,056	2,239	...	34	18	...	23	184	275	24	...	139,841	13,683	
85 Northwest Haiti Mission	148	139	109,609	116,587	2,605	...	5	129	...	64	119	223	64	...	118,856	89,746	
86 Plaine du cul de Sac Mission	116	62	7,635	63,971	1,359	...	26	85	23	19	48	100	3	11	65,283	5,484	
87 South Haiti Mission	160	146	10,340	96,036	1,133	...	65	137	337	210	81	167	230	194	96,826	7,765	
Totals	666	585	159,322	490,065	7,798	...	9	134	438	428	426	489	847	321	496,542	134,000	
88 HONDURAS UNION MISSION	
89 Atlantic Honduras Conference	127	47	3,479	12,712	922	...	28	31	22	...	55	11	58	29	13,562	3,033	
90 Bay Islands Conference	31	3	1,506	3,289	159	...	3	5	1	...	4	8	3,445	1,403	
91 Central Honduras Conference	84	53	1,684	15,174	580	...	9	24	...	7	15,780	1,744	
92 Comayagua Conference	99	59	...	24,242	941	...	12	36	7,498	...	994	16,667	...	
93 Northwest Honduras Conference	142	95	2,285	23,449	989	...	43	5	...	29	61	760	562	145	22,929	2,499	
Totals	483	257	8,953	78,866	3,591	...	40	115	28	...	95	116	8,316	591	1,139	72,383	8,678
94 INTER-OCEANIC MEXICAN UNION CONF	
95 Alpine Mission	124	106	5,865	16,398	656	...	103	35	264	...	254	78	351	11	16,691	5,327	
96 Central Veracruz Mission	119	124	846	12,321	594	...	115	32	246	...	226	229	962	26	29	11,836	691
97 Chontalpa Conference	170	100	11,030	16,551	1,020	...	304	74	199	92	456	169	1,379	23	469	15,744	9,927
98 Isthmus Conference	203	194	9,371	21,194	1,711	...	394	52	482	...	527	106	486	139	145	22,430	8,018
99 Los Tuxtlas Mission	177	142	12,832	15,815	873	...	421	40	445	...	492	339	1,533	64	23	15,143	12,603
100 North Veracruz Conference	231	179	1,704	23,799	1,088	...	316	52	258	1	293	163	418	143	63	24,434	1,353
101 Oaxaca Conference	126	149	15,376	22,362	541	...	196	14	50	3	95	66	92	189	391	22,333	14,106
102 Olmeca Conference	205	169	3,550	23,593	1,221	...	394	142	426	7	553	222	2,496	106	433	21,973	3,597
103 South Pacific Conference	163	88	1,899	18,586	948	...	121	46	327	...	324	130	333	13	57	19,171	2,128
104 South Veracruz Conference	213	89	12,010	17,147	1,020	...	394	43	455	...	518	422	1,447	257	108	16,307	10,973
105 Southeast Veracruz Mexican Conference	208	119	5,957	22,194	760	...	211	51	350	482	566	292	1,273	249	37	21,631	5,441
Totals	1,939	1,459	80,437	209,960	10,432	...	2,969	581	3,502	585	4,304	2,216	10,770	1,220	1,826	207,693	74,161
106 JAMAICA UNION CONFERENCE	
107 Central Jamaica Conference	204	7	2,622	105,800	1,847	...	16	22	64	...	70	146	155	...	107,378	1,870	
108 East Jamaica Conference	98	4	449	75,172	1,113	...	30	17	...	67	167	183	4	...	75,911	370	
109 North East Jamaica Conference	103	5	1,177	31,719	625	...	1	5	9	...	38	62	95	...	32,164	693	
110 North Jamaica Conference	73	9	1,045	21,281	426	...	1	5	18	...	42	60	72	9	40	21,508	841
111 West Jamaica Conference	227	5	670	95,989	3,938	...	24	61	...	61	212	168	19	...	99,552	726	
Totals	705	30	5,961	329,961	7,949	...	18	86	169	...	278	647	673	32	40	336,513	4,499
112 NORTH COLOMBIAN UNION CONF	
113 Atlantic Colombian Conference	155	72	...	25,256	2,199	...	113	15	493	4	387	67	394	86	58	27,088	...
114 Caribbean Colombian Conference	207	124	3,663	29,146	2,087	...	79	84	405	1	236	73	522	945	209	29,817	3,731
115 Colombian Islands Mission	10	4	...	1,284	34	1	5	1	1,313	...
116 East Central Colombian Conference	125	84	...	13,848	1,083	...	90	15	134	...	145	39	344	109	6	14,527	...
117 East Colombian Conference	168	87	11,289	18,373	1,693	...	156	125	7	...	25	207	344	161	...	19,617	7,702
118 Northeast Colombian Conference	170	73	5,091	22,304	1,850	...	148	44	382	1	358	31	594	112	20	23,614	4,711
119 Southwest Colombian Mission	75	42	8,736	10,524	714	...	118	153	264	...	170	37	218	127	24	11,197	7,612
120 West Central Colombian Conference	185	68	8,789	20,358	1,839	...	100	174	425	...	163	115	670	534	...	21,414	6,782
Totals	1,095	554	37,566	141,093	11,499	...	804	611	2,110	6	1,489	570	3,086	2,074	317	148,587	30,537
121 NORTH MEXICAN UNION CONFERENCE	
122 Baja California Conference	108	42	6,934	20,334	809	...	241	48	479	...	368	79	359	846	67	20,192	6,082
123 Chihuahua Mexican Conference	76	33	...	14,980	444	...	82	32	321	...	250	192	110	678	60	14,569	...
124 Gulf Mexican Conference	67	47	...	17,474	404	...	44	22	98	1	108	19	15	425	37	17,439	...
125 North Tamaulipas Mexican Conference	78	26	...	8,400	545	...	79	71	165	...	175	96	118	335	27	8,509	...
126 Northeast Mexican Conference	62	21	...	16,441	259	...	48	30	487	2	350	60	103	82	24	16,648	...
127 Northwest Mexican Mission	50	37	...	5,971	453	...	24	31	207	9	191	34	13	259	51	6,147	...
128 Regiomontana Mission	68	23	...	13,162	372	...	55	32	267	...	201	31	54	234	8	13,360	...
129 Sinaloa Mexican Conference	82	37	...	12,445	370	...	46	29	162	9	192	76	208	557	13	12,015	...
130 Sonora Mexican Conference	66	45	...	12,462	302	...	41	15	249	2	241	48	190	320	14	12,258	...
131 South Baja California Mission	19	6	...	2,064	89	...	7	...	60	13	43	13	22	...	7	2,148	...

GENERAL STATISTICS BY DIVISIONS FOR 2022

Conference or Mission		Churches, Companies, and Church Membership														
1	2a	2b	3a	3b	4a	4a2	4b	4c	4d	5a	5b	5c	5d	5e	6	16
Conference or Mission	Churches	Companies	Church Attendance Average	Church Membership at Beginning of Year	Members Added					Members Subtracted					Church Membership at End of Year	Sabbath School Attendance Average
					Baptisms	Former Members' Baptisms	Professions of Faith	Letters Received	Adjustments	Letters Granted	Deaths	Dropped	Missing	Adjustments		
132 West Mexican Conference	74	74	...	12,170	647	81	56	212	1	174	81	319	287	13	12,293	...
Totals	750	391	6,934	135,903	4,694	748	366	2,707	37	2,293	729	1,511	4,023	321	135,578	6,082
133 PANAMA UNION MISSION
134 Atlantic Panama Conference	35	12	1,509	12,797	529	7	2	2	...	1	9	5	...	1	13,321	1,450
135 Bocas del Toro Mission	32	26	1,603	5,344	388	5,732	1,915
136 Central Panama Conference	82	39	682	15,553	501	...	13	4	...	55	5	28	68	11	15,904	603
137 Metropolitan Panama Conference	61	23	...	25,795	842	...	9	50	53	57	49	...	26,437	...
138 Southeast Panama Mission	36	21	1,431	17,615	401	18,016	1,431
139 West Panama Conference	163	97	9,953	21,480	1,484	122	4	111	21	41	91	54	22,772	9,160
Totals	409	218	15,178	98,584	4,145	7	24	128	4	217	88	131	208	66	102,182	14,558
140 PUERTO RICAN UNION CONFERENCE
141 East Puerto Rico Conference	126	3	1,354	13,980	273	...	23	16	(46)	91	108	88	100	46	13,813	1,168
142 North Puerto Rico Conference	47	1	...	5,420	85	2	...	8	10	...	3	...	5,486	...
143 South Puerto Rico Conference	32	2	281	2,322	70	...	4	28	10	38	22	3	19	20	2,332	316
144 West Puerto Rico Conference	104	3	898	11,684	203	5	25	148	2	172	87	46	86	9	11,667	775
Totals	309	9	2,532	33,406	631	5	52	194	(34)	309	227	137	208	75	33,298	2,258
145 SOUTH CENTRAL AMERICAN UN MISS
146 Caribbean Costa Rica Mission	89	18	82	9,067	825	...	24	69	...	66	29	56	311	10	9,513	70
147 Central Nicaragua Mission	110	48	3,753	12,093	797	...	71	40	...	44	55	166	117	19	12,600	3,372
148 North Costa Rica Conference	80	31	...	12,008	731	...	69	4	...	35	9	26	127	...	12,615	...
149 Northwestern Nicaragua Mission	136	119	4,152	15,956	3,638	...	90	9	70	200	79	2,785	...	1,354	15,345	3,321
150 South Atlantic Nicaragua Mission	62	82	1,052	6,398	1,239	5	51	4	10	362	...	53	7,264	1,000
151 South-Central Costa Rica Conference	82	18	...	18,262	701	7	72	234	...	249	36	78	1,657	22	17,234	...
Totals	559	316	9,038	73,784	7,931	7	326	361	121	598	218	3,473	2,212	1,458	74,571	7,761
152 SOUTH COLOMBIAN UNION CONF
153 Central Colombian Conference	100	53	1,033	20,149	809	157	21,115	1,043
154 East Los Llanos Conference	109	63	3,391	20,370	1,010	149	73	526	...	488	90	383	1,096	61	20,010	2,627
155 Northwestern Bogota and Boyaca Mission	48	18	1,803	7,275	475	75	36	...	3	7,864	2,074
156 Pacific Colombian Conference	113	44	18,091	19,122	779	93	49	328	1	318	94	388	20	38	19,514	5,967
157 South Andean Mission	65	32	1,691	11,012	698	48	13	87	38	93	483	850	10,220	1,269
158 South Bogota Conference	66	7	1,718	18,326	597	31	30	302	37	397	98	61	824	108	17,835	1,234
159 South Colombian Conference	135	74	1,438	20,341	1,500	168	92	579	...	614	112	...	67	32	21,855	1,551
160 South Pacific Mission	62	32	3,222	8,302	713	10	10	137	67	1,558	...	7,253	2,568
161 Upper Magdalena Conference	90	7	4,311	19,315	900	54	46	2	...	8	1	20,308	2,764
Totals	788	330	36,696	144,212	7,481	727	326	1,785	64	1,922	570	992	4,048	1,089	145,974	21,095
162 SOUTHEAST MEXICAN UNION MISSION
163 Campeche Mission	101	96	9,678	11,491	882	343	20	329	...	318	42	244	3	14	12,444	8,900
164 Central Tabasco Conference	131	116	6,568	17,756	1,290	392	50	548	...	580	154	1,179	100	161	17,862	4,915
165 East Tabasco Mission	62	73	4,017	7,270	677	143	7	141	...	152	59	335	88	19	7,585	3,366
166 Mayab Conference	106	89	2,167	14,378	868	187	38	409	25	303	76	350	5	26	15,145	1,612
167 North Quintana Roo Conference	95	53	8,844	11,715	1,054	336	65	611	...	586	39	320	67	71	12,698	8,435
168 South Quintana Roo Mission	82	86	2,426	9,504	890	163	13	99	...	104	52	254	...	1	10,258	1,523
169 South Tabasco Conference	85	84	7,370	14,169	719	302	57	219	...	228	64	407	11	18	14,738	6,104
Totals	662	597	41,068	86,283	6,380	1,866	250	2,356	25	2,271	486	3,089	274	310	90,730	34,853
170 WEST VENEZUELA UNION MISSION
171 Central Andean Venezuela Mission	45	24	1,742	11,369	499	44	10	3	...	6	5	56	11,858	1,665
172 East Andean Venezuela Mission	58	15	1,889	15,233	707	10	28	7	...	5	13	25	183	...	15,759	1,586
173 North Central Venezuela Conference	84	23	2,653	20,516	732	33	38	21	...	83	92	458	19	...	20,688	2,208
174 Northwestern Venezuela Mission	60	17	1,278	9,617	372	38	23	47	6	52	27	73	122	3	9,826	1,142
175 Portuguese Venezuela Mission	47	24	2,068	15,445	395	87	7	13	...	15	6	29	5	...	15,892	1,745
176 Southwest Venezuela Conference	107	44	3,722	26,135	555	143	24	33	...	16	12	37	83	...	26,742	3,608
177 West Central Venezuela Conference	110	43	5,216	25,486	828	167	14	16	...	20	30	166	16	4	26,275	4,526
178 West Los Llanos Venezuela Conference	63	42	1,755	10,909	322	32	3	182	...	381	57	330	405	34	10,241	1,697
179 West Venezuela Conference	92	35	2,918	24,531	916	197	54	114	239	2,624	1,789	...	20,932	2,406
180 Yaracuy Venezuela Mission	55	24	2,491	11,800	610	94	13	30	...	56	39	285	72	...	12,095	2,123
Totals	721	291	25,731	171,041	5,936	845	214	352	6	748	520	4,083	2,694	41	170,308	22,705
181 INTER-AMERICAN DIVISION	1	140	1	139	...
182 Atlantic Caribbean Union Mission	86	6	1,259	33,310	917	52	16	72	117	61	57	29	1	5,867	28,469	568
183 Belize Union Mission	106	36	...	48,953	1,356	31	50,278	...
184 Caribbean Union Conference	641	70	2,258	249,035	3,229	76	78	321	383	321	813	62	...	16,816	235,110	1,804
185 Central Mexican Union Mission	260	164	16,200	89,371	3,405	117	120	352	1	410	203	351	1,310	2	91,090	12,403
186 Chiapas Mexican Union Conference	1,561	1,806	131,318	280,105	17,012	5,426	182	4,266	1	4,395	1,197	7,392	814	634	292,560	122,624
187 Cuban Union Conference	368	140	11,477	38,420	2,523	342	187	912	53	944	549	798	321	18	39,807	9,643
188 Dominican Union Conference	1,000	536	15,406	318,766	10,213	73	47	258	6,660	227	91	471	2,095	11,408	321,725	15,417
189 Dutch Caribbean Union Mission	39	6	1,796	10,163	196	13	6	77	57	98	46	2	48	7	10,311	1,413
190 East Venezuela Union Mission	594	186	24,133	175,268	8,317	987	68	960	2	1,504	390	3,599	995	423	178,691	22,553
191 El Salvador Union Mission	835	206	21,454	191,098	4,253	744	480	1,136	4	1,168	545	3,951	602	328	191,121	17,885

STATISTICAL REPORT FOR 2022

Conference or Mission	Churches, Companies, and Church Membership															
	2a	2b	3a	3b	4a	4a2	4b	4c	4d	5a	5b	5c	5d	5e	6	16
	Churches	Companies	Church Attendance Average	Church Membership at Beginning of Year	Members Added					Members Subtracted					Church Membership at End of Year	Sabbath School Attendance Average
Baptisms					Former Members' Baptisms	Professions of Faith	Letters Received	Adjustments	Letters Granted	Deaths	Dropped	Missing	Adjustments			

INTER-AMERICAN DIVISION (CONT'D)

192 French Antilles-Guiana Union Conference	150	24	...	30,280	449	...	6	79	(17)	102	107	8	7	...	30,573	...	
193 Guatemala Union Mission	1,089	284	64,960	203,359	12,289	...	488	154	54	347	1,457	7,119	9,542	2,174	195,705	58,362	
194 Haitian Union Mission	666	585	159,322	490,065	7,798	...	9	134	438	428	426	489	847	321	247	496,542	134,000
195 Honduras Union Mission	483	257	8,953	78,866	3,591	...	40	115	28	...	95	116	8,316	591	1,139	72,383	8,678
196 Inter-Oceanic Mexican Union Conference	1,939	1,459	80,437	209,960	10,432	2,969	581	3,502	585	4,304	2,216	10,770	1,220	1,826	207,693	74,161	
197 Jamaica Union Conference	705	30	5,961	329,961	7,949	...	18	86	169	...	278	647	673	32	40	336,513	4,499
198 North Colombian Union Conference	1,095	554	37,566	141,093	11,499	804	611	2,110	6	1,489	570	3,086	2,074	317	148,587	30,537	
199 North Mexican Union Conference	750	391	6,934	135,903	4,694	748	366	2,707	37	2,293	729	1,511	4,023	321	135,578	6,082	
200 Panama Union Mission	409	218	15,178	98,584	4,145	7	24	128	4	217	88	131	208	66	102,182	14,558	
201 Puerto Rican Union Conference	309	9	2,532	33,406	631	5	52	194	(34)	309	227	137	208	75	33,298	2,258	
202 South Central American Union Mission	559	316	9,038	73,784	7,931	7	326	361	121	598	218	3,473	2,212	1,458	74,571	7,761	
203 South Colombian Union Conference	788	330	36,696	144,212	7,481	727	326	1,785	64	1,922	570	992	4,048	1,089	145,974	21,095	
204 Southeast Mexican Union Mission	662	597	41,068	86,283	6,380	1,866	250	2,356	25	2,271	486	3,089	274	310	90,730	34,853	
205 West Venezuela Union Mission	721	291	25,731	171,041	5,936	845	214	352	6	748	520	4,083	2,694	41	170,308	22,705	
DIVISION TOTALS	15,816	8,501	719,672	3,661,426	142,626	15,875	4,763	22,717	8,557	24,527	12,363	60,890	33,640	44,606	3,679,938	623,854	

INTER-EUROPEAN DIVISION

1 AUSTRIAN UNION OF CHURCHES CONF	56	10	3,275	4,329	81	4	6	148	5	136	56	22	2	4	4,353	2,749
2 BULGARIAN UN OF CHURCHES CONF	97	103	2,445	7,051	219	8	1	25	...	20	145	77	...	8	7,054	1,664
3 CZECHO-SLOVAKIAN UNION CONF
4 Bohemian Conference	72	18	2,110	3,263	48	...	11	88	17	73	32	23	...	25	3,274	1,286
5 Moravia-Silesian Conference	71	8	2,700	4,086	42	1	3	51	6	52	52	15	...	6	4,064	1,725
6 Slovakian Conference	43	8	1,359	2,140	70	2	3	19	4	19	29	10	1	6	2,173	801
Totals	186	34	6,169	9,489	160	3	17	158	27	144	113	48	1	37	9,511	3,812
7 FRANCO-BELGIAN UNION CONF
8 Belgian-Luxembourg Conference	34	2	...	2,979	57	6	19	92	...	79	23	34	...	1	3,016	425
9 North France Conference	88	19	903	11,769	114	2	12	331	30	176	27	22	10	10	12,013	647
10 South France Conference	50	27	749	4,992	49	1	8	133	28	75	43	36	...	37	5,020	809
Totals	172	48	1,652	19,740	220	9	39	556	58	330	93	92	10	48	20,049	1,881
11 ITALIAN UNION OF CHURCHES CONF	110	19	...	9,325	222	1	18	194	89	174	83	105	2	25	9,460	...
12 NORTH GERMAN UNION CONFERENCE
13 Berlin-Central German Conference	135	9	...	6,605	92	...	20	257	...	257	152	62	10	...	6,493	...
14 Hanseatic Conference	101	1	...	6,037	71	...	34	124	45	136	92	15	31	...	6,037	...
15 Northern Rhenish-Westfalian Conference	82	8	...	6,074	99	...	10	240	...	211	108	19	11	...	6,074	...
Totals	318	18	...	18,716	262	...	64	621	45	604	352	96	52	...	18,604	...
16 PORTUGUESE UN OF CHURCHES CONF	98	13	3,814	10,504	329	2	36	608	97	261	101	119	...	41	11,054	3,559
17 ROMANIAN UNION CONFERENCE
18 Banat Conference	106	46	3,880	6,468	150	...	11	92	15	70	98	14	...	8	6,546	2,881
19 Moldavia Conference	241	29	5,877	11,431	153	15	4	118	26	142	197	49	...	53	11,306	5,175
20 Muntenia Conference	262	57	1,322	17,187	282	15	8	192	59	198	241	72	...	35	17,197	928
21 North Transylvania Conference	129	15	4,485	7,295	122	1	5	76	6	74	142	33	...	6	7,250	3,568
22 Oltenia Conference	181	57	5,982	9,988	168	6	3	109	15	134	235	88	...	12	9,820	5,462
23 South Transylvania Conference	156	28	6,516	9,383	266	6	7	382	10	318	148	55	...	24	9,509	4,606
Totals	1,075	232	28,061	61,752	1,141	43	38	969	131	936	1,061	311	...	138	61,628	22,618
24 SOUTH GERMAN UNION CONFERENCE
25 Baden-Wuerttemberg Conference	90	7	...	6,425	82	...	14	203	...	173	91	35	15	...	6,410	...
26 Bavarian Conference	70	2	...	4,502	76	...	5	95	...	83	93	24	21	...	4,457	...
27 Central Rhenish Conference	63	7	...	4,642	50	...	5	67	11	56	43	12	9	34	4,621	...
Totals	223	16	...	15,569	208	...	24	365	11	312	227	71	45	34	15,488	...
28 SPANISH UNION OF CHURCHES CONF	118	42	7,107	17,340	414	17	132	358	...	211	64	116	90	...	17,780	6,294
29 SWISS UNION CONFERENCE
30 French-Italian Swiss Conference	25	1	261	2,217	16	...	7	33	...	40	11	14	2,208	719
31 German Swiss Conference	32	4	...	2,534	53	...	10	100	...	68	36	7	3	...	2,583	...
Totals	57	5	261	4,751	69	...	17	133	...	108	47	21	3	...	4,791	719
32 INTER-EUROPEAN DIVISION
33 Austrian Union of Churches Conference	56	10	3,275	4,329	81	4	6	148	5	136	56	22	2	4	4,353	2,749
34 Bulgarian Union of Churches Conference	97	103	2,445	7,051	219	8	1	25	...	20	145	77	...	8	7,054	1,664
35 Czecho-Slovakian Union Conference	186	34	6,169	9,489	160	3	17	158	27	144	113	48	1	37	9,511	3,812
36 Franco-Belgian Union Conference	172	48	1,652	19,740	220	9	39	556	58	330	93	92	10	48	20,049	1,881
37 Italian Union of Churches Conference	110	19	...	9,325	222	1	18	194	89	174	83	105	2	25	9,460	...
38 North German Union Conference	318	18	...	18,716	262	...	64	621	45	604	352	96	52	...	18,604	...
39 Portuguese Union of Churches Conference	98	13	3,814	10,504	329	2	36	608	97	261	101	119	...	41	11,054	3,559
40 Romanian Union Conference	1,075	232	28,061	61,752	1,141	43	38	969	131	936	1,061	311	...	138	61,628	22,618
41 South German Union Conference	223	16	...	15,569	208	...	24	365	11	312	227	71	45	34	15,488	...

GENERAL STATISTICS BY DIVISIONS FOR 2022

Conference or Mission	Churches, Companies, and Church Membership															6	16
	2a	2b	3a	3b	4a	4a2	4b	4c	4d	5a	5b	5c	5d	5e			
	Churches	Companies	Church Attendance Average	Church Membership at Beginning of Year	Members Added					Members Subtracted					Church Membership at End of Year		
Baptisms					Former Members' Baptisms	Professions of Faith	Letters Received	Adjustments	Letters Granted	Deaths	Dropped	Missing	Adjustments				
INTER-EUROPEAN DIVISION (CONT'D)																	
42 Spanish Union of Churches Conference...	118	42	7,107	17,340	414	17	132	358	...	211	64	116	90	...	17,780	6,294	
43 Swiss Union Conference.....	57	5	261	4,751	69	...	17	133	...	108	47	21	3	...	4,791	719	
DIVISION TOTALS	2,510	540	52,782	178,566	3,325	87	392	4,135	463	3,236	2,342	1,078	205	335	179,772	43,295	
NORTH AMERICAN DIVISION																	
1 ATLANTIC UNION CONFERENCE																	
2 Bermuda Conference	11	1	441	3,937	41	...	3	33	...	43	48	10	...	4	3,909	181	
3 Greater New York Conference	163	33	4,767	32,576	770	...	156	403	4	667	134	101	(3)	5	33,005	2,141	
4 New York Conference	65	2	461	6,032	98	...	39	182	...	168	74	7	10	9	6,083	334	
5 Northeastern Conference	184	29	3,282	61,081	1,309	...	168	902	67	981	343	51	40	37	62,075	953	
6 Northern New England Conference	58	5	934	5,327	89	...	21	142	...	133	87	15	1	...	5,343	509	
7 Southern New England Conference	133	22	1,644	20,120	452	...	120	641	44	605	105	233	95	3	20,336	844	
Totals	614	92	11,527	129,073	2,759	...	507	2,303	115	2,597	791	417	143	58	130,751	4,961	
8 CANADA, SDA CHURCH IN																	
9 Alberta Conference	67	18	1,148	12,297	157	...	58	409	...	357	102	24	(2)	4	12,436	486	
10 British Columbia Conference	81	16	2,167	10,963	166	...	30	319	...	273	131	63	125	11	10,875	612	
11 Manitoba-Saskatchewan Conference	35	3	380	4,072	67	...	10	98	3	74	45	32	5	5	4,089	137	
12 Maritime Conf of the SDA Church, Inc	27	3	601	1,784	39	...	3	64	...	26	39	2	1	...	1,822	396	
13 Ontario Conference	133	24	932	35,375	773	...	149	545	...	523	236	38	8	19	36,018	169	
14 Quebec Conference	44	13	1,044	9,082	216	...	58	134	...	96	35	16	11	12	9,320	486	
15 SDA Church in Newfoundland and Labrador	8	3	...	506	7	...	1	3	...	3	9	1	...	1	503	...	
Totals	395	80	6,270	74,079	1,425	...	309	1,572	3	1,352	597	176	148	52	75,063	2,284	
16 COLUMBIA UNION CONFERENCE																	
17 Allegheny East Conference	139	34	2,703	32,324	545	...	88	303	300	689	192	36	9	...	32,634	1,031	
18 Allegheny West Conference	58	8	1,141	17,331	319	...	118	129	...	142	71	9	14	6,297	11,364	610	
19 Chesapeake Conference	72	12	2,120	16,962	403	...	142	744	...	384	112	44	3	27	17,681	890	
20 Mountain View Conference	33	4	804	2,283	78	...	24	51	...	71	36	4	(3)	...	2,328	585	
21 New Jersey Conference of SDA, Inc	95	13	2,108	17,823	713	...	165	354	...	323	68	19	104	32	18,509	884	
22 Ohio Conference	92	11	1,958	13,297	477	...	266	428	6	411	128	48	2	15	13,870	743	
23 Pennsylvania Conference	116	5	2,888	13,152	387	...	118	317	...	309	119	22	36	15	13,473	1,598	
24 Potomac Conference	145	23	5,206	38,145	710	...	183	907	...	931	281	157	...	44	38,532	1,833	
Totals	750	110	18,926	151,317	3,632	...	1,104	3,233	306	3,260	1,007	339	165	6,430	148,391	8,172	
25 LAKE UNION CONFERENCE																	
26 Illinois Conference	102	12	226	13,685	221	...	52	292	1	329	102	17	40	12	13,751	8	
27 Indiana Conference	70	5	1,663	9,185	264	...	161	276	...	223	106	29	1	17	9,510	979	
28 Lake Region Conference	102	7	16	31,445	229	...	75	209	...	285	109	77	24	34	31,429	2	
29 Michigan Conference	163	22	5,940	26,679	454	...	111	897	1	860	360	141	282	15	26,484	2,662	
30 Wisconsin Conference	63	14	1,757	7,681	180	...	29	237	...	244	95	1	(12)	1	7,798	1,171	
Totals	500	60	9,602	88,675	1,348	...	428	1,911	2	1,941	772	265	335	79	88,972	4,821	
31 MID-AMERICA UNION CONFERENCE																	
32 Central States Conference	35	20	653	9,171	116	...	32	94	4	101	43	8	...	2	9,263	158	
33 Dakota Conference	41	4	291	3,836	47	...	14	181	...	163	49	10	(1)	...	3,857	158	
34 Iowa-Missouri Conference	107	10	2,760	11,997	125	...	47	326	...	303	115	43	14	2	12,018	1,523	
35 Kansas-Nebraska Conference	93	4	96	11,763	151	...	33	365	1	319	149	17	64	3	11,761	1	
36 Minnesota Conference	80	11	2,072	10,903	259	...	75	217	...	262	79	69	3	13	11,028	634	
37 Rocky Mountain Conference	104	14	2,973	17,341	229	...	95	444	...	515	134	36	59	49	17,316	1,454	
Totals	460	63	8,843	65,011	927	...	296	1,627	5	1,663	569	183	139	69	65,243	3,927	
38 NORTH PACIFIC UNION CONFERENCE																	
39 Alaska Conference	29	5	402	3,876	27	...	5	66	...	68	24	7	23	3	3,849	27	
40 Idaho Conference of SDA, Inc	44	6	992	7,092	72	...	27	228	...	220	90	12	14	4	7,079	326	
41 Montana Conference	35	4	194	4,068	35	...	7	176	...	108	43	5	(1)	3	4,128	27	
42 Oregon Conference	135	16	4,127	36,551	528	...	87	769	...	853	372	68	39	5	36,598	99	
43 Upper Columbia Conference	116	10	2,977	26,849	375	...	42	793	1	640	326	46	26	15	27,007	58	
44 Washington Conference	93	17	2,923	23,650	342	...	107	799	2	819	134	21	4	4	23,918	16	
Totals	452	58	11,614	102,086	1,379	...	275	2,831	3	2,708	989	159	105	34	102,579	552	
45 PACIFIC UNION CONFERENCE																	
46 Arizona Conference	78	16	2,739	20,665	497	...	94	688	...	604	162	12	360	60	20,746	1,427	
47 Central California Conference of SDA	131	17	7,531	33,874	602	...	50	483	...	691	279	24	26	19	33,970	4,291	
48 Hawaii Conference	31	2	636	6,253	51	...	11	84	...	113	29	5	1	4	6,247	204	
49 Nevada-Utah Conference	51	6	766	10,704	199	...	36	254	...	217	57	9	6	12	10,892	295	
50 Northern California Conference of SDA	149	14	6,969	40,333	676	...	119	1,104	...	1,154	364	42	175	18	40,479	1,839	
51 Southeastern California Conference	151	11	4,012	68,798	890	...	244	1,153	...	1,256	516	105	1,038	90	68,080	1,386	
52 Southern California Conference	135	24	5,508	38,236	623	...	112	555	...	752	293	295	386	37	37,763	2,305	
Totals	726	90	28,160	218,863	3,538	...	666	4,321	...	4,787	1,700	492	1,992	240	218,177	11,744	
53 SOUTHERN UNION CONFERENCE																	
54 Carolina Conference	141	35	4,355	24,604	685	...	286	954	...	735	223	50	13	29	25,479	1,404	
55 Florida Conference	217	61	7,053	66,474	1,619	...	546	1,890	15	1,575	486	135	97	13	68,238	1,868	
56 Georgia-Cumberland Conference	181	41	950	43,373	886	...	272	2,245	...	1,510	410	77	57	21	44,701	44	

STATISTICAL REPORT FOR 2022

Conference or Mission	Churches, Companies, and Church Membership															
	2a	2b	3a	3b	4a	4a2	4b	4c	4d	5a	5b	5c	5d	5e	6	16
	Churches	Companies	Church Attendance Average	Church Membership at Beginning of Year	Members Added					Members Subtracted					Church Membership at End of Year	Sabbath School Attendance Average
Baptisms					Former Members' Baptisms	Professions of Faith	Letters Received	Adjustments	Letters Granted	Deaths	Dropped	Missing	Adjustments			

NORTH AMERICAN DIVISION (CONT'D)

57 Gulf States Conference.....	90	9	2,875	12,958	269	...	102	377	(25)	258	132	153	234	18	12,886	984
58 Kentucky-Tennessee Conference.....	105	15	780	16,129	271	...	130	463	...	331	148	14	(1)	41	16,460	428
59 South Atlantic Conference.....	151	28	4,147	55,027	723	...	140	315	...	403	220	17	16	19,882	35,667	1,264
60 South Central Conference.....	147	8	4,741	39,007	433	...	129	635	50	652	159	30	3	10,894	28,516	725
61 Southeastern Conference.....	155	21	722	59,844	860	...	300	544	44	592	211	131	46	15,182	45,430	474
Totals.....	1,187	218	25,621	317,416	5,746	...	1,905	7,423	84	6,056	1,989	607	465	46,080	277,377	7,188
62 SOUTHWESTERN UNION CONFERENCE.....
63 Arkansas-Louisiana Conference.....	94	13	4,005	13,210	264	...	74	404	2	328	114	29	3	3	13,477	1,822
64 Oklahoma Conference.....	76	6	2,190	8,829	157	...	54	304	2	236	80	56	12	7	8,955	1,172
65 Southwest Region Conference.....	93	18	4,804	20,870	627	...	51	232	...	280	112	4	3	15	21,366	529
66 Texas Conference.....	255	66	6,369	64,342	1,645	...	426	2,141	...	1,832	307	147	99	50	66,119	189
67 Texico Conference.....	72	5	2,389	12,037	206	...	37	273	...	249	90	12	185	8	12,009	1,425
Totals.....	590	108	19,755	119,288	2,899	...	642	3,354	4	2,925	703	248	302	83	121,926	5,136
68 ATTACHED FIELD.....
69 Guam-Micronesia Mission.....	37	25	639	5,805	216	...	23	27	77	53	95	34	70	7	5,889	459
70 NORTH AMERICAN DIVISION.....	1	29	2	...	2	29	...
71 Atlantic Union Conference.....	614	92	11,527	129,073	2,759	...	507	2,303	115	2,597	791	417	143	58	130,751	4,961
72 Canada, SDA Church in.....	395	80	6,270	74,079	1,425	...	309	1,572	3	1,352	597	176	148	52	75,063	2,284
73 Columbia Union Conference.....	750	110	18,926	151,317	3,632	...	1,104	3,233	306	3,260	1,007	339	165	6,430	148,391	8,172
74 Lake Union Conference.....	500	60	9,602	88,675	1,348	...	428	1,911	2	1,941	772	265	335	79	88,972	4,821
75 Mid-America Union Conference.....	460	63	8,843	65,011	927	...	296	1,627	5	1,663	569	183	139	69	65,243	3,927
76 North Pacific Union Conference.....	452	58	11,614	102,086	1,379	...	275	2,831	3	2,708	989	159	105	34	102,579	552
77 Pacific Union Conference.....	726	90	28,160	218,863	3,538	...	666	4,321	...	4,787	1,700	492	1,992	240	218,177	11,744
78 Southern Union Conference.....	1,187	218	25,621	317,416	5,746	...	1,905	7,423	84	6,056	1,989	607	465	46,080	277,377	7,188
79 Southwestern Union Conference.....	590	108	19,755	119,288	2,899	...	642	3,354	4	2,925	703	248	302	83	121,926	5,136
80 Attached Field.....	37	25	639	5,805	216	...	23	27	77	53	95	34	70	7	5,889	459
DIVISION TOTALS.....	5,712	904	140,955	1,271,642	23,869	...	6,155	28,604	599	27,344	9,212	2,920	3,864	53,132	1,234,397	49,242

NORTHERN ASIA-PACIFIC DIVISION

1 JAPAN UNION CONFERENCE.....
2 East Japan Conference.....	53	22	2,775	7,886	45	3	16	173	...	139	107	4	7,873	1,396
3 Okinawa Mission.....	14	5	458	2,032	27	...	6	24	...	19	40	2,030	187
4 West Japan Conference.....	30	21	1,479	5,104	37	...	11	53	...	61	64	2	4	...	5,074	831
Totals.....	97	48	4,711	15,022	109	3	33	250	...	219	211	6	4	...	14,977	2,414
5 KOREAN UNION CONFERENCE.....
6 East Central Korean Conference.....	156	37	11,332	82,412	794	315	...	511	298	82,712	9,329
7 Jeju Region.....	8	3	356	1,197	23	...	1	23	...	7	3	1,234	282
8 Middlewest Korean Conference.....	131	16	6,570	31,768	355	...	3	88	...	73	33	32,108	5,058
9 North Korean Mission*.....	26	866	866	...
10 Southeast Korean Conference.....	124	27	5,251	34,715	282	...	1	27	...	55	34,970	4,635
11 Southwest Korean Conference.....	90	24	4,540	22,892	269	...	1	174	...	169	79	23,088	3,279
12 West Central Korean Conference.....	164	24	12,429	86,641	675	202	...	206	27	...	2	...	87,283	8,705
Totals.....	699	131	40,476	260,491	2,398	...	6	829	...	1,021	440	...	2	...	262,261	31,287
*As last reported in 1959.																
13 ATTACHED FIELDS.....
14 Mongolia Mission.....	6	5	553	3,112	241	4	3,349	526
15 Taiwan Conference.....	58	28	3,191	7,039	88	...	2	3	65	7	37	...	58	9	7,086	2,745
Totals.....	64	33	3,744	10,151	329	...	2	3	65	7	41	...	58	9	10,435	3,271
16 NORTHERN ASIA-PACIFIC DIVISION.....
17 Japan Union Conference.....	97	48	4,711	15,022	109	3	33	250	...	219	211	6	4	...	14,977	2,414
18 Korean Union Conference.....	699	131	40,476	260,491	2,398	...	6	829	...	1,021	440	...	2	...	262,261	31,287
19 Attached Fields.....	64	33	3,744	10,151	329	...	2	3	65	7	41	...	58	9	10,435	3,271
DIVISION TOTALS.....	860	212	48,931	285,664	2,836	3	41	1,082	65	1,247	692	6	64	9	287,673	36,972

SOUTH AMERICAN DIVISION

1 ARGENTINA UNION CONFERENCE.....
2 Buenos Aires Conference.....	112	33	4,297	20,159	665	112	21	520	1	581	86	127	67	10	20,607	3,265
3 Central Argentine Conference.....	145	96	4,156	24,354	578	93	10	771	2	683	219	237	100	14	24,555	3,187
4 Central West Argentine Mission.....	51	40	2,302	10,238	263	39	4	224	...	213	50	180	50	9	10,266	1,804
5 North Argentine Conference.....	143	118	5,116	25,217	787	133	16	784	4	776	125	164	681	48	25,147	4,197
6 North Buenos Aires Mission.....	65	22	3,114	12,782	379	62	15	314	...	340	67	128	12	11	12,994	2,328
7 Northwest Argentine Mission.....	58	45	2,319	13,909	376	79	3	230	...	248	67	253	6	5	14,018	1,602
8 South Argentine Conference.....	93	58	4,444	14,111	492	101	12	360	...	368	82	106	148	5	14,367	3,674
Totals.....	667	412	25,748	120,770	3,540	619	81	3,203	7	3,209	696	1,195	1,064	102	121,954	20,054

GENERAL STATISTICS BY DIVISIONS FOR 2022

Conference or Mission	Churches, Companies, and Church Membership															
	2a	2b	3a	3b	4a	4a2	4b	4c	4d	5a	5b	5c	5d	5e	6	16
	Churches	Companies	Church Attendance Average	Church Membership at Beginning of Year	Members Added					Members Subtracted					Church Membership at End of Year	Sabbath School Attendance Average
Baptisms					Former Members' Baptisms	Professions of Faith	Letters Received	Adjustments	Letters Granted	Deaths	Dropped	Missing	Adjustments			
SOUTH AMERICAN DIVISION (CONT'D)																
9 BOLIVIA UNION MISSION
10 Central Bolivia Mission	145	135	13,070	30,587	2,790	191	555	1,074	5	1,054	145	50	1,795	83	32,075	8,762
11 East Bolivia Mission	140	176	14,605	35,397	3,390	148	209	1,403	7	1,329	216	307	2,622	75	36,005	10,721
12 West Bolivia Mission	248	363	21,503	60,225	5,848	185	545	1,366	42	1,447	537	82	6,189	112	59,844	15,240
Totals	533	674	49,178	126,209	12,028	524	1,309	3,843	54	3,830	898	439	10,606	270	127,924	34,723
13 CENTRAL BRAZIL UNION CONFERENCE
14 Central Sao Paulo Conference	178	127	8,536	38,187	2,072	602	129	3,423	9	3,147	231	991	488	29	39,536	5,773
15 East Sao Paulo Conference	156	91	10,942	40,361	2,034	676	89	2,445	2	2,806	201	1,190	732	24	40,654	7,586
16 Sao Paulo Conference	161	90	11,521	39,028	1,553	424	80	2,534	2	2,713	203	526	489	37	39,653	6,496
17 Sao Paulo Valley Conference	164	116	10,352	32,716	1,419	421	48	1,828	5	1,826	186	682	243	11	33,489	6,342
18 South Sao Paulo Conference	149	62	12,376	41,267	1,286	293	71	1,733	3	1,953	239	1,187	411	18	40,845	7,403
19 Southeast Sao Paulo Conference	83	46	7,580	21,126	954	235	30	1,120	...	1,208	146	298	115	8	21,690	5,050
20 Southwest Sao Paulo Conference	202	93	10,555	37,170	1,683	471	92	2,248	9	2,165	245	976	525	38	37,724	7,309
21 West Sao Paulo Conference	199	123	12,234	34,718	1,348	418	28	1,809	1	1,586	303	591	814	16	35,012	9,674
Totals	1,292	748	84,095	284,573	12,349	3,540	567	17,140	31	17,404	1,754	6,441	3,817	181	288,603	55,631
22 CHILE UNION MISSION
23 Central Chile Mission	58	36	2,539	7,377	311	60	28	271	1	228	60	18	98	1	7,643	2,110
24 Central South Chile Conference	136	47	8,273	20,712	584	96	111	766	(2)	605	135	139	215	7	21,166	6,032
25 Metropolitan Chile Conference	100	17	6,367	16,985	605	71	88	574	(2)	718	90	61	609	17	16,826	4,619
26 North Chile Conference	82	39	3,893	13,249	828	49	46	438	...	476	120	14	1,138	1	12,861	3,037
27 Pacific Chile Mission	99	51	4,230	13,218	753	74	64	350	...	348	137	46	215	4	13,709	3,355
28 South Austral Chile Conference	153	88	6,152	22,487	833	143	70	821	1	660	216	227	470	9	22,773	5,132
29 South Metropolitan Chile Mission	80	18	3,030	10,799	395	45	63	468	...	553	82	27	670	5	10,433	2,323
Totals	708	296	34,483	104,827	4,309	538	470	3,688	(2)	3,588	840	532	3,415	44	105,411	26,607
30 EAST BRAZIL UNION MISSION
31 Bahia Conference	253	200	17,962	41,657	2,352	550	63	1,943	3	2,195	287	1,296	1,419	58	41,313	15,467
32 Central Bahia Conference	212	353	15,490	39,353	2,563	457	54	2,512	3	2,527	235	1,001	633	96	40,450	14,003
33 North Bahia Conference	159	327	13,879	31,190	2,226	359	43	1,613	1	1,595	128	1,024	359	42	32,284	12,616
34 Sergipe Mission	127	191	11,684	27,931	2,445	438	63	1,540	2	1,563	98	1,025	773	34	28,926	9,530
35 South Bahia Conference	247	274	19,528	35,714	2,425	569	102	2,148	1	2,160	271	620	1,166	31	36,711	17,529
36 Southwest Bahia Mission	198	285	14,691	33,698	2,345	269	83	1,348	4	1,319	209	1,020	690	22	34,487	12,613
Totals	1,196	1,630	93,233	209,543	14,356	2,642	408	11,104	14	11,359	1,228	5,986	5,040	283	214,171	81,758
37 ECUADOR UNION MISSION
38 North Ecuador Mission	171	162	10,231	28,162	1,774	129	60	940	13	909	76	311	348	229	29,205	7,355
39 South Ecuador Mission	150	171	11,073	26,344	1,851	202	90	673	2	694	174	1,095	226	35	26,938	8,116
Totals	321	333	21,303	54,506	3,625	331	150	1,613	15	1,603	250	1,406	574	264	56,143	15,471
40 NORTH BRAZIL UNION MISSION
41 Maranhao Conference	267	270	19,378	49,850	5,887	584	79	2,250	114	2,329	135	1,953	1,393	182	52,772	17,872
42 North Para Conference	273	237	14,068	36,951	2,613	745	66	1,724	7	1,793	123	1,470	1,452	19	37,249	12,390
43 Northeast Maranhao Mission	320	250	21,344	53,195	7,725	1,169	99	2,633	...	2,766	123	3,012	1,451	115	57,354	18,629
44 Para-Amapa Mission	244	173	12,932	38,109	4,354	655	126	1,373	...	1,598	84	1,169	830	38	40,898	11,288
45 South Maranhao Conference	368	249	21,743	56,804	6,117	801	84	2,296	5	2,370	236	2,765	2,503	72	58,161	19,662
46 South Para Conference	326	242	17,194	53,559	4,940	866	106	2,396	1	2,395	190	1,612	2,710	31	54,930	14,214
47 West Para Mission	210	217	12,354	40,814	3,456	530	93	2,042	1	1,928	95	905	2,926	42	41,040	10,456
Totals	2,008	1,638	119,012	329,282	35,092	5,350	653	14,714	128	15,179	986	12,886	13,265	499	342,404	104,509
48 NORTH PERU UNION MISSION
49 East Central Peru Conference	182	151	12,602	30,643	2,291	310	205	1,499	4	1,586	247	2,294	677	140	30,008	8,461
50 North Pacific Conference	391	534	30,117	50,368	4,107	1,393	136	1,881	7	1,827	605	2,881	688	55	51,836	22,191
51 North Peru Mission	397	533	30,064	52,317	4,821	1,317	112	1,653	...	1,698	429	3,270	1,041	22	53,760	25,300
52 Northeast Peru Mission	283	337	22,710	37,641	4,000	1,280	151	1,452	2	1,328	293	3,623	90	94	39,098	19,319
53 West Central Peru Mission	240	173	14,399	30,154	2,371	447	150	1,220	...	1,247	247	712	514	47	31,575	11,797
Totals	1,493	1,728	109,891	201,123	17,590	4,747	754	7,705	13	7,686	1,821	12,780	3,010	358	206,277	87,066
54 NORTHEAST BRAZIL UNION MISSION
55 Alagoas Mission	181	152	7,551	27,400	1,768	387	67	1,597	...	1,603	90	534	1,668	18	27,306	5,567
56 Ceara Conference	254	364	15,238	48,307	3,745	634	161	2,387	7	2,442	185	976	3,724	382	47,532	12,412
57 Central Pernambuco Conference	237	273	14,473	38,006	3,112	527	76	1,805	33	1,866	124	1,262	933	65	39,309	10,634
58 Northeast Brazil Mission	219	314	11,393	41,595	2,935	520	66	1,625	17	1,628	135	1,972	680	64	42,279	9,544
59 Pernambuco Conference	183	187	7,372	31,689	1,666	351	65	1,278	3	1,354	198	1,007	275	62	32,156	5,843
60 Piaui Mission	113	182	5,766	18,725	1,767	249	40	829	...	865	62	271	302	24	20,086	5,403
Totals	1,187	1,472	61,792	205,722	14,993	2,668	475	9,521	60	9,758	794	6,022	7,582	615	208,668	49,402
61 NORTHWEST BRAZIL UNION MISSION
62 Amazonas-Roraima Conference	420	466	30,058	67,859	6,327	1,375	104	3,769	3	3,940	194	3,111	1,161	43	70,988	26,857
63 Central Amazon Conference	239	202	14,480	49,128	5,273	767	65	4,489	5	4,626	169	1,738	1,663	28	51,503	11,325
64 North Rondonia and Acre Conference	226	166	11,814	35,057	2,596	613	38	1,965	5	2,144	124	1,211	735	14	36,046	10,561
65 South Rondonia Conference	144	105	6,943	20,546	972	268	38	1,627	35	1,646	114	369	291	50	21,016	5,861
Totals	1,029	939	63,294	172,590	15,168	3,023	245	11,850	48	12,356	601	6,429	3,850	135	179,553	54,602

STATISTICAL REPORT FOR 2022

Conference or Mission	Churches, Companies, and Church Membership															
1	2a	2b	3a	3b	4a	4a2	4b	4c	4d	5a	5b	5c	5d	5e	6	16
Conference or Mission	Churches	Companies	Church Attendance Average	Church Membership at Beginning of Year	Members Added					Members Subtracted					Church Membership at End of Year	Sabbath School Attendance Average
					Baptisms	Former Members' Baptisms	Professions of Faith	Letters Received	Adjustments	Letters Granted	Deaths	Dropped	Missing	Adjustments		

SOUTH AMERICAN DIVISION (CONT'D)

66	PARAGUAY UNION OF CHURCHES MISS	79	90	2,952	14,191	1,005	86	15	657	3	637	51	256	441	12	14,560	2,436
67	SOUTH BRAZIL UNION CONFERENCE
68	Central Parana Conference	144	82	10,975	23,102	1,020	299	64	1,841	...	1,788	214	1,535	514	10	22,265	8,870
69	Central Rio Grande do Sul Conference	131	102	7,269	16,813	896	295	46	1,180	...	1,122	144	1,128	175	24	16,637	5,740
70	North Parana Conference	154	104	11,131	22,626	1,229	289	44	2,109	2	1,908	191	1,654	850	13	21,683	9,316
71	North Rio Grande do Sul Conference	154	87	8,959	19,792	822	307	44	1,259	1	1,336	192	1,730	681	13	18,273	6,629
72	North Santa Catarina Conference	135	70	10,036	16,253	690	180	22	1,728	4	1,347	113	518	162	9	16,278	8,831
73	Rio Grande do Sul Conference	133	98	8,027	16,410	711	235	26	1,004	7	1,074	201	1,303	493	8	15,314	6,086
74	Santa Catarina Conference	152	93	11,644	21,332	1,176	382	52	2,191	1	1,788	135	1,729	633	12	20,837	9,358
75	South Parana Conference	132	98	9,471	19,058	945	291	46	1,819	2	1,690	168	2,651	751	13	16,888	7,306
76	West Parana Conference	122	99	7,476	15,398	783	218	40	1,236	2	1,210	148	450	685	6	15,178	7,093
	Totals	1,257	833	84,986	170,784	8,272	2,496	384	14,367	19	13,263	1,506	12,698	4,944	108	163,803	69,226
77	SOUTH PERU UNION MISSION
78	Central Andina Mission	174	216	8,186	23,155	1,920	136	114	855	...	798	120	923	1,471	103	22,765	6,182
79	Central Peru Conference	98	48	5,211	14,339	1,125	203	30	569	7	640	76	150	89	4	15,314	3,993
80	Central South Peru Mission	139	114	6,896	18,536	1,634	321	51	519	...	571	164	821	178	19	19,308	4,692
81	East Peru Mission	177	157	11,409	31,290	3,283	205	63	732	...	681	109	1,138	106	129	33,410	8,720
82	Lake Titicaca Mission	272	437	17,134	49,537	3,175	422	204	554	...	585	129	983	489	57	51,649	12,822
83	South Peru Mission	210	193	15,629	37,615	3,063	372	156	2,001	42	2,009	225	216	1,223	55	39,521	10,662
84	Southeast Peru Mission	149	288	12,931	32,309	2,873	264	6	1,016	26	1,032	222	7,712	1,457	57	26,014	8,743
	Totals	1,219	1,453	77,394	206,781	17,073	1,923	624	6,246	75	6,316	1,045	11,943	5,013	424	207,981	55,813
85	SOUTHEAST BRAZIL UNION CONF.
86	Central Minas Conference	132	98	7,531	22,574	1,008	282	72	1,605	6	1,701	188	365	466	9	22,818	5,736
87	East Minas Conference	131	123	7,942	21,817	1,096	245	56	811	4	773	184	373	536	17	22,146	7,246
88	Espirito Santo Conference	204	116	8,084	29,368	1,655	531	50	1,479	4	1,465	164	742	148	42	30,526	6,936
89	North Minas Mission	104	112	5,957	16,848	1,623	348	57	634	1	613	85	361	138	39	18,275	5,163
90	Rio de Janeiro Conference	109	54	6,045	17,831	566	185	13	673	1	795	118	202	216	13	17,925	4,294
91	Rio Fluminense Conference	130	111	8,657	21,231	785	216	15	1,044	1	1,051	172	344	237	6	21,482	6,757
92	South Espirito Santo Conference	220	92	11,254	27,858	1,807	562	45	2,139	2	2,110	171	845	954	35	28,298	9,618
93	South Minas Conference	142	170	10,055	21,788	1,236	356	84	1,354	6	1,126	132	261	655	45	22,605	8,166
94	South Rio Conference	214	94	12,800	29,030	1,276	379	33	1,423	2	1,559	282	545	313	10	29,434	10,523
95	West Minas Mission	70	85	4,440	13,000	678	228	27	1,042	1	925	84	227	1,142	7	12,591	3,527
	Totals	1,456	1,055	82,763	221,345	11,730	3,332	452	12,204	28	12,118	1,580	4,265	4,805	223	226,100	67,963
96	URUGUAY UNION OF CHURCHES MISS.	59	52	1,269	7,312	346	37	19	124	1	124	54	30	13	7	7,611	1,284
97	WEST CENTRAL BRAZIL UNION MISS
98	Central Brazil Conference	193	174	11,108	30,203	1,554	460	54	2,017	3	1,886	185	545	448	36	31,191	8,935
99	Central Planalto Conference	196	141	12,407	33,930	1,925	388	67	2,098	1	2,126	128	930	1,319	37	33,869	9,813
100	East Mato Grosso Conference	98	78	6,945	15,536	822	195	41	1,163	2	1,074	59	189	542	4	15,891	5,838
101	South Mato Grosso Conference	156	122	10,560	23,462	1,296	346	45	1,554	2	1,603	175	611	515	23	23,778	8,915
102	Tocantins Mission	80	136	6,002	15,063	1,165	217	35	668	5	718	70	397	438	17	15,513	5,398
103	West Mato Grosso Mission	118	129	7,642	20,800	1,440	281	32	1,391	3	1,388	189	506	614	24	21,226	6,252
	Totals	841	780	54,663	138,994	8,202	1,887	274	8,891	16	8,795	806	3,178	3,876	141	141,468	45,150
104	ATTACHED FIELD
105	Falkland Islands (Malvinas) Field Station	...	1	...	8	8	...
106	SOUTH AMERICAN DIVISION
107	Argentina Union Conference	667	412	25,748	120,770	3,540	619	81	3,203	7	3,209	696	1,195	1,064	102	121,954	20,054
108	Bolivia Union Mission	533	674	49,178	126,209	12,028	524	1,309	3,843	54	3,830	898	439	10,606	270	127,924	34,723
109	Central Brazil Union Conference	1,292	748	84,095	284,573	12,349	3,540	567	17,140	31	17,404	1,754	6,441	3,817	181	288,603	55,631
110	Chile Union Mission	708	296	34,483	104,827	4,309	538	470	3,688	(2)	3,588	840	532	3,415	44	105,411	26,607
111	East Brazil Union Mission	1,196	1,630	93,233	209,543	14,356	2,642	408	11,104	14	11,359	1,228	5,986	5,040	283	214,171	81,758
112	Ecuador Union Mission	321	333	21,303	54,506	3,625	331	150	1,613	15	1,603	250	1,406	574	264	56,143	15,471
113	North Brazil Union Mission	2,008	1,638	119,012	329,282	35,092	5,350	653	14,714	128	15,179	986	12,886	13,265	499	342,404	104,509
114	North Peru Union Mission	1,493	1,728	109,891	201,123	17,590	4,747	754	7,705	13	7,686	1,821	12,780	3,010	358	206,277	87,066
115	Northeast Brazil Union Mission	1,187	1,472	61,792	205,722	14,993	2,668	475	9,521	60	9,758	794	6,022	7,582	615	208,668	49,402
116	Northwest Brazil Union Mission	1,029	939	63,294	172,590	15,168	3,023	245	11,850	48	12,356	601	6,429	3,850	135	179,553	54,602
117	Paraguay Union of Churches Mission	79	90	2,952	14,191	1,005	86	15	657	3	637	51	256	441	12	14,560	2,436
118	South Brazil Union Conference	1,257	833	84,986	170,784	8,272	2,496	384	14,367	19	13,263	1,506	12,698	4,944	108	163,803	69,226
119	South Peru Union Mission	1,219	1,453	77,394	206,781	17,073	1,923	624	6,246	75	6,316	1,045	11,943	5,013	424	207,981	55,813
120	Southeast Brazil Union Conference	1,456	1,055	82,763	221,345	11,730	3,332	452	12,204	28	12,118	1,580	4,265	4,805	223	226,100	67,963
121	Uruguay Union of Churches Mission	59	52	1,269	7,312	346	37	19	124	1	124	54	30	13	7	7,611	1,284
122	West Central Brazil Union Mission	841	780	54,663	138,994	8,202	1,887	274	8,891	16	8,795	806	3,178	3,876	141	141,468	45,150
123	Attached Field	...	1	...	8	8	...
	DIVISION TOTALS	15,345	14,134	966,052	2,568,560	179,678	33,743	6,880	126,870	510	127,225	14,910	86,486	71,315	3,666	2,612,639	771,691

SOUTH PACIFIC DIVISION

1	AUSTRALIAN UNION CONFERENCE
2	Greater Sydney Conference	68	14	5,71													

STATISTICAL REPORT FOR 2022

Conference or Mission		Churches, Companies, and Church Membership																
1	2a	2b	3a	3b	4a	4a2	4b	4c	4d	5a	5b	5c	5d	5e	6	16		
Conference or Mission	Churches	Companies	Church Attendance Average	Church Membership at Beginning of Year	Members Added					Members Subtracted					Church Membership at End of Year	Sabbath School Attendance Average		
					Baptisms	Former Members' Baptisms	Professions of Faith	Letters Received	Adjustments	Letters Granted	Deaths	Dropped	Missing	Adjustments				
SOUTHERN AFRICA-INDIAN OCEAN DIVISION (CONT'D)																		
16 Central Malawi Conference	396	626	50,866	113,491	5,811	400	688	1,673	...	1,733	275	678	346	...	119,031	64,861		
17 North Malawi Conference	239	504	29,182	111,131	5,299	11	19	42	48	132	103	121	30	...	116,164	26,098		
18 South Malawi Conference	1,027	960	89,786	415,614	17,387	1,718	198	1,285	...	1,045	412	278	151	...	434,316	76,617		
Totals	1,662	2,090	169,834	640,236	28,497	2,129	905	3,000	48	2,910	790	1,077	527	...	669,511	167,576		
19 MOZAMBIQUE UNION MISSION																		
20 Central Mission	119	740	20,655	93,287	6,502	22	149	17	71	759	1,988	176	96,949	19,348		
21 North Mission	815	670	12,578	218,019	6,294	12	135	164	50	108	472	353	627	...	223,114	11,774		
22 North-East Mission	34	102	8,910	17,640	2,046	55	29	21	76	20	...	19,595	7,868		
23 South Mission	91	125	8,352	35,888	1,700	23	50	95	...	77	44	31	125	...	37,479	7,916		
Totals	1,059	1,637	50,494	364,834	16,542	57	185	314	199	231	608	1,219	2,760	176	377,137	46,904		
24 NORTH-EASTERN ANGOLA UNION MISS																		
25 Angola East Mission	178	332	35,425	72,553	6,423	187	83	557	...	300	238	172	79,093	33,530		
26 Angola North Mission	182	134	59,980	80,108	6,919	172	39	365	...	403	321	330	86,549	46,921		
27 Angola North-Eastern Mission	195	314	21,302	46,919	8,032	140	71	108	...	59	97	133	54,981	20,943		
28 Angola South Luanda and Cabinda Mission	177	119	67,963	82,927	10,722	205	79	369	...	268	327	238	182	...	93,287	51,023		
Totals	732	899	184,669	282,507	32,096	704	272	1,399	...	1,030	983	873	182	...	313,910	152,416		
29 NORTHERN ZAMBIA UNION CONF																		
30 Copperbelt Zambia Conference	659	414	76,670	194,018	13,745	...	78	3,361	...	3,115	335	556	207,196	61,925		
31 Luapula Zambia Conference	354	335	70,589	90,219	10,965	...	27	1,022	129	751	293	196	9	1,088	100,025	73,397		
32 Midlands East Zambia Conference	320	237	17,436	106,129	8,529	...	62	1,247	3	1,142	138	295	1	1	114,393	16,775		
33 Midlands West Zambia Conference	388	292	86,665	161,454	17,697	...	17	2,537	...	2,805	240	364	178,296	75,020		
34 North Zambia Field	411	429	92,154	109,365	12,822	...	20	785	...	1,112	99	101	1,048	...	120,632	95,611		
35 Northwest Zambia Conference	147	173	17,358	46,792	4,611	...	1	713	13	761	96	70	...	18	51,185	12,219		
Totals	2,279	1,880	360,871	707,977	68,369	...	205	9,665	145	9,686	1,201	1,582	1,058	1,107	771,727	334,946		
36 SOUTHERN AFRICA UNION CONF																		
37 Cape Conference	505	116	...	43,362	397	9	10	575	56	193	147	7	...	21	44,041	...		
38 KwaZulu Natal-Free State Conference	190	80	1,474	19,767	483	...	16	128	...	131	44	28	20,191	1,466		
39 Lesotho Conference	50	19	1,117	10,842	92	...	2	1	3	1	38	1	10,900	941		
40 Namibia North Conference	103	24	3,195	18,377	521	5	8	55	30	23	30	33	49	5,914	12,947	1,737		
41 Namibia South Conference	30	4	648	6,564	75	...	3	45	337	143	2	2	...	78	6,799	702		
42 Northern Conference	116	44	...	21,870	644	1	28	421	162	463	263	22	1	165	22,212	...		
43 Swaziland Conference	30	37	1,856	9,434	199	5	...	1	30	9,607	1,219		
44 Trans-Orange Conference	382	93	...	57,965	210	...	17	97	103	60	32	13	3	...	58,284	...		
Totals	1,406	417	8,290	188,181	2,621	15	84	1,327	691	1,015	586	105	53	6,179	184,981	6,064		
45 SOUTHERN ZAMBIA UNION CONF																		
46 East Zambia Field	150	177	2,417	42,854	4,634	191	...	169	26	62	47,422	2,649		
47 Lusaka Conference	307	186	56,225	110,225	6,339	...	807	1,513	...	1,763	251	1,114	20,004	...	95,752	41,943		
48 South Zambia Conference	849	1,289	243,660	316,695	21,258	1,491	83	3,697	...	4,853	551	839	336,981	114,855		
49 West Zambia Field	154	497	16,390	72,110	7,075	...	1	768	3,864	817	82	99	1,722	4,708	76,390	17,821		
50 Woodlands Conference	150	96	27,753	59,923	5,548	258	16	1,068	...	930	107	248	65,528	18,757		
Totals	1,610	2,245	346,443	601,807	44,854	1,749	907	7,237	3,864	8,532	1,017	2,362	21,726	4,708	622,073	196,024		
51 SOUTH-WESTERN ANGOLA UN MISS																		
52 Central Association Mission	742	1,200	76,416	196,925	12,595	656	34	1,606	...	1,268	835	1,653	33	...	208,027	79,073		
53 South Association Mission	300	392	55,289	109,151	8,014	435	...	57	...	65	295	531	116,766	58,300		
Totals	1,042	1,592	131,704	306,076	20,609	1,091	34	1,663	...	1,333	1,130	2,184	33	...	324,793	137,373		
54 ZIMBABWE CENTRAL UNION CONF																		
55 Central Zimbabwe Conference	496	124	24,824	156,902	8,714	31	13	782	1,262	582	315	1,381	4,893	98,754	61,779	19,292		
56 North-West Zimbabwe Conference	620	132	52,751	78,523	8,255	...	4	566	2,701	610	322	1,862	13,548	1,323	72,384	47,222		
Totals	1,116	256	77,575	235,425	16,969	31	17	1,348	3,963	1,192	637	3,243	18,441	100,077	134,163	66,514		
57 ZIMBABWE EAST UNION CONFERENCE																		
58 East Zimbabwe Conference	568	534	21,214	180,314	8,981	...	100	1,384	...	1,679	382	1,169	...	38,886	148,663	18,359		
59 North Zimbabwe Conference	477	498	2,373	167,825	6,492	...	79	892	...	1,377	116	136	1,885	85,150	86,624	1,749		
Totals	1,045	1,032	23,586	348,139	15,473	...	179	2,276	...	3,056	498	1,305	1,885	124,036	235,287	20,107		
60 ZIMBABWE WEST UNION CONF																		
61 South Zimbabwe Conference	221	320	18,507	54,411	5,069	...	1	186	60	302	71	43	19,557	1,997	37,757	16,965		
62 West Zimbabwe Conference	252	421	18,498	186,351	7,317	550	24	382	4,654	628	141	305	45,285	65,427	87,492	18,113		
Totals	473	741	37,005	240,762	12,386	550	25	568	4,714	930	212	348	64,842	67,424	125,249	35,077		
63 ATTACHED FIELD																		
64 Sao Tome and Principe Mission	27	79	8,391	7,869	418	14	2	...	32	...	20	68	17	172	8,058	6,768		
65 SOUTHERN AFRICA-INDIAN OCEAN DIV																		
66 Botswana Union Conference	166	92	1,875	47,516	746	23	2	137	...	112	39	40	18	...	48,215	1,774		
67 Indian Ocean Union Conference	1,291	1,215	108,336	213,355	13,611	13	522	741	101	656	364	2,003	487	2,989	221,844	106,954		
68 Malawi Union Conference	1,662	2,090	169,834	640,236	28,497	2,129	905	3,000	48	2,910	790	1,077	527	...	669,511	167,576		

GENERAL STATISTICS BY DIVISIONS FOR 2022

Conference or Mission	Churches, Companies, and Church Membership															
	2a	2b	3a	3b	4a	4a2	4b	4c	4d	5a	5b	5c	5d	5e	6	16
	Churches	Companies	Church Attendance Average	Church Membership at Beginning of Year	Members Added					Members Subtracted					Church Membership at End of Year	Sabbath School Attendance Average
Baptisms					Former Members' Baptisms	Professions of Faith	Letters Received	Adjustments	Letters Granted	Deaths	Dropped	Missing	Adjustments			

SOUTHERN AFRICA-INDIAN OCEAN DIVISION (CONT'D)

69 Mozambique Union Mission	1,059	1,637	50,494	364,834	16,542		57	185	314	199	231	608	1,219	2,760	176	377,137	46,904
70 North-Eastern Angola Union Mission	732	899	184,669	282,507	32,096		704	272	1,399		1,030	983	873	182		313,910	152,416
71 Northern Zambia Union Conference	2,279	1,880	360,871	707,977	68,369			205	9,665	145	9,686	1,201	1,582	1,058	1,107	771,727	334,946
72 Southern Africa Union Conference	1,406	417	8,290	188,181	2,621		15	84	1,327	691	1,015	586	105	53	6,179	184,981	6,064
73 Southern Zambia Union Conference	1,610	2,245	346,443	601,807	44,854		1,749	907	7,237	3,864	8,532	1,017	2,362	21,726	4,708	622,073	196,024
74 South-Western Angola Union Mission	1,042	1,592	131,704	306,076	20,609		1,091	34	1,663		1,333	1,130	2,184	33		324,793	137,373
75 Zimbabwe Central Union Conference	1,116	256	77,575	235,425	16,969		31	17	1,348	3,963	1,192	637	3,243	18,441	100,077	134,163	66,514
76 Zimbabwe East Union Conference	1,045	1,032	23,586	348,139	15,473			179	2,276		3,056	498	1,305	1,885	124,036	235,287	20,107
77 Zimbabwe West Union Conference	473	741	37,005	240,762	12,386		550	25	568	4,714	930	212	348	64,842	67,424	125,249	35,077
78 Attached Field	27	79	8,391	7,869	418		14	2				20	68	17	172	8,058	6,768
DIVISION TOTALS	13,908	14,175	1,509,071	4,184,684	273,191		6,376	3,339	29,675	13,757	30,683	8,085	16,409	112,029	306,868	4,036,948	1,278,494

SOUTHERN ASIA DIVISION

1 EAST-CENTRAL INDIA UNION SECTION
2 Adilabad Region	36	10	2,096	8,140												8,140	1,251	
3 East Telangana Section	165	118	21,161	34,025	177							51	82	38		34,031	19,042	
4 Guntur Section	232	42	22,489	43,144	474							43	20			43,555	22,324	
5 Hyderabad Metro Section	13	30	2,475	3,518	37		5			2		1				3,561	2,805	
6 North Andhra Section	357	221	55,654	118,422	1,499							88	27	30		119,776	66,414	
7 North Orissa Region	23	56	3,010	3,797	51							8				3,840	2,688	
8 North Rayalaseema Section	229	24	11,160	47,007	265							15				47,257	8,933	
9 Northeast Andhra Section	137	115	13,449	38,426	145							24				38,547	11,884	
10 Orissa Section	181	248	6,627	26,915	61							9				26,967	5,652	
11 South Andhra Section	374	125	74,947	78,756	135							11				78,880	51,946	
12 South Rayalaseema Section	227	25	19,844	41,203	200							23				41,380	19,103	
13 Southeast Andhra Section	374	241	25,948	50,380	666							62	51	60		50,873	24,961	
14 Vishaka Metro Section	15	23	3,322	6,088	124							21	5	3		6,183	2,753	
15 West Telangana Section	232	23	45,939	77,053	206							4	15			77,240	53,514	
Totals	2,595	1,301	308,116	576,874	4,040		5		2			360	200	131		580,230	293,266	
16 NORTHEAST INDIA UNION SECTION
17 Arunachal Pradesh Region	2	19	296	468	38							2				504	290	
18 Assam Region	18	56	4,887	5,998	169							14				6,153	4,616	
19 Garo Section	46	135	15,134	14,802	758							17				15,543	12,307	
20 Khasi Jaintia Conference	31	58	3,664	6,257	200							21	31			6,405	4,170	
21 Manipur Conference	46	65	2,860	7,206	184							26	3			7,361	3,244	
22 Mizo Conference	76	38	5,911	17,917	577		1			52		40	11	9	34	18,453	6,615	
23 Nagaland Region	3	5	406	532	9							1				540	408	
24 Tripura Region	6	9	1,086	2,325	145							2				2,488	899	
Totals	228	385	34,241	55,505	2,080		1		72			123	45	9	34	57,447	32,548	
25 NORTHERN INDIA UNION SECTION
26 Bihar Region	4	134	1,841	4,016	94											4,110	1,869	
27 Central Uttar Pradesh Region	6	20	705	881	169											1,050	611	
28 Chhattisgarh Region	10	59	1,476	2,658	86							6				2,738	1,391	
29 Delhi Metro Region	11	26	1,021	3,426	161							1				3,586	1,021	
30 Eastern Jharkhand Section	18	64	4,790	5,917	466											6,383	5,059	
31 Eastern Uttar Pradesh Section	32	193	2,466	41,507	3								207			41,303	2,243	
32 Haryana Region	16	95	2,232	7,935												7,935	2,616	
33 Himachal Pradesh Region	7	67	1,508	3,578	82											3,660	1,512	
34 Kolkata Metro Region	3	5	196	325	66							1				390	214	
35 Madhya Pradesh Region	4	20	356	957	67											1,024	353	
36 North Bengal Section	51	35	5,087	10,467	189							37				10,619	5,076	
37 North India Section	58	44	7,372	10,589	138							5				10,722	6,594	
38 Rajasthan Section	50	85	3,336	6,932	195											7,127	2,795	
39 South Bengal Section	96	210	1,419	14,529	115		40			50						14,734	1,349	
40 Upper Ganges Section	43	342	30,385	38,226	436		40			50		23		28		38,701	30,281	
41 Uttarakhand Region	9	9	407	513	2											515	279	
42 Western Jharkhand Section	58	96	3,429	10,037	75							34	15	20		10,043	3,646	
Totals	476	1,504	68,021	162,493	2,344		80		100			314	15	48		164,640	66,905	
43 SOUTH-CENTRAL INDIA UN SECTION
44 Bangalore Metro Conference	53	40	4,210	12,737	127					9		43				12,830	4,096	
45 Goa-West Karnataka Section	57	92	2,050	21,576	66									24	24	21,594	1,846	
46 Kolar-Chinthamani Region	24	52	1,388	8,149	86							2				8,258	1,390	
47 North Karnataka Section	84	9	5,269	17,628	129							15	19	20	27	17,686	2,707	
48 Raichur-Bellary Region	13	17	1,715	1,674	26							3				1,700	1,653	
49 South Karnataka Section	24	13	3,756	4,058	22							9			4	4,067	2,021	
Totals	255	223	18,387	65,822	456				52			76	20	44	55	66,135	13,713	
50 SOUTHEAST INDIA UNION SECTION
51 Chennai Metro Section	46	61	12,174	20,626	783						14	22		193		21,180	11,998	
52 Coimbatore Tirupur Section	28	11	3,573	4,776	211							22		59		4,906	3,346	
53 Dharmapuri Section	24	24	1,213	5,292	266									65		5,493	1,174	

STATISTICAL REPORT FOR 2022

Conference or Mission	Churches, Companies, and Church Membership															
1	2a	2b	3a	3b	4a	4a2	4b	4c	4d	5a	5b	5c	5d	5e	6	16
Conference or Mission	Churches	Companies	Church Attendance Average	Church Membership at Beginning of Year	Members Added					Members Subtracted					Church Membership at End of Year	Sabbath School Attendance Average
					Baptisms	Former Members' Baptisms	Professions of Faith	Letters Received	Adjustments	Letters Granted	Deaths	Dropped	Missing	Adjustments		

SOUTHERN ASIA DIVISION (CONT'D)

54 Erode Nilgiris Section	61	52	4,352	9,683	239	22	...	70	...	9,830	4,342
55 Kanchipuram-Chengalpattu Section	10	21	852	1,061	59	2	...	15	...	1,103	805
56 North Tamil Conference	84	304	13,474	27,987	149	16	...	44	...	28,076	13,255
57 Pudukottai-Thirumayam Region	4	18	893	1,435	37	1,472	859
58 Sivagangai Ramanathapuram Section	16	80	958	6,570	34	14	...	6	...	6,584	946
59 South Tamil Conference	132	107	19,095	35,491	652	54	...	120	50	35,919	18,249
60 Thanjavur-Karaikal Section	45	32	2,317	6,685	186	11	...	41	...	6,819	2,248
61 Theni-Periyakulam Region	8	31	678	4,123	77	2	...	24	...	4,174	597
62 Vellore Section	24	31	2,048	5,736	823	17	...	195	...	6,347	2,022
63 Villupuram-Tindivanam Region	6	30	650	3,808	94	20	...	3,882	399
Totals	488	802	62,272	133,273	3,610	14	182	...	852	50	135,785	60,237
64 SOUTHWEST INDIA UNION SECTION
65 Alappuzha-Pathanamthitta Section	27	4	872	1,984	29	17	...	16	2,014	815
66 Idukki Section	26	29	935	4,936	23	41	...	8	4,992	939
67 Malabar Region	7	16	357	1,552	6	19	...	4	1,573	352
68 North Kerala Section	46	26	2,482	7,870	57	...	20	...	20	...	21	7,946	2,394
69 South Kerala Section	134	15	4,266	21,289	127	...	8	81	30	22	...	21,291	4,222
Totals	240	90	8,911	37,631	242	...	28	...	97	...	130	30	22	...	37,816	8,720
70 WESTERN INDIA UNION SECTION
71 Central Maharashtra Conference	36	31	15,983	17,134	213	41	...	54	17,334	14,032
72 Gujarat Conference	42	61	10,000	23,367	318	...	72	...	25	...	9	23,773	9,177
73 Mumbai Metro Section	20	86	4,207	9,385	140	17	...	11	...	1	...	9,530	4,821
74 North Maharashtra Section	93	79	24,467	30,939	404	...	43	...	50	...	13	31,423	17,599
75 Saurashtra Region	4	30	1,136	3,721	96	4	9	7	1	3,796	905
76 South Gujarat Region	4	28	1,865	3,178	57	...	6	2	3,239	1,510
77 South Maharashtra Section	37	52	3,634	10,022	109	19	48	7	20	10,037	4,529
78 Vidarbha Region (Nagpur)	21	84	3,461	9,930	14	16	...	6	87	14	...	9,853	2,671
Totals	257	451	64,752	107,676	1,351	...	121	...	149	...	118	144	29	21	108,985	55,240
79 ATTACHED FIELDS
80 Andaman and Nicobar Island Region	1	2	119	303	24	...	32	...	15	374	98
81 East Himalayan Field	14	19	471	913	52	4	...	1	...	960	454
82 Himalayan Section	40	30	5,162	9,381	182	...	42	...	42	...	3	9,644	5,446
Totals	55	51	5,751	10,597	258	...	74	...	57	...	7	...	1	...	10,978	5,997
83 SOUTHERN ASIA DIVISION
84 East-Central India Union Section	2,595	1,301	308,116	576,874	4,040	...	5	...	2	...	360	200	131	...	580,230	293,266
85 Northeast India Union Section	228	385	34,241	55,505	2,080	...	1	...	72	...	123	45	9	34	57,447	32,548
86 Northern India Union Section	476	1,504	68,021	162,493	2,344	...	80	...	100	...	314	15	48	...	164,640	66,905
87 South-Central India Union Section	255	223	18,387	65,822	456	52	...	76	20	44	55	66,135	13,713
88 Southeast India Union Section	488	802	62,272	133,273	3,610	14	182	...	852	50	135,785	60,237
89 Southwest India Union Section	240	90	8,911	37,631	242	...	28	...	97	...	130	30	22	...	37,816	8,720
90 Western India Union Section	257	451	64,752	107,676	1,351	...	121	...	149	...	118	144	29	21	108,985	55,240
91 Attached Fields	55	51	5,751	10,597	258	...	74	...	57	...	7	...	1	...	10,978	5,997
DIVISION TOTALS	4,594	4,807	570,450	1,149,871	14,381	...	309	...	529	14	1,310	454	1,136	160	1,162,016	536,625

SOUTHERN ASIA-PACIFIC DIVISION

1 BANGLADESH UNION MISSION
2 East Bangladesh Mission	26	74	4,543	5,728	373	21	...	290	...	5,790	4,538
3 North Bangladesh Mission	35	67	3,705	8,885	498	11	354	137	...	8,881	3,493
4 South Bangladesh Mission	35	54	3,777	11,116	655	24	2,769	8,978	3,619
5 West Bangladesh Mission	31	93	3,451	7,656	602	13	8,245	3,390
Totals	127	288	15,475	33,385	2,128	69	3,123	427	...	31,894	15,039
6 CENTRAL PHILIPPINE UNION CONF
7 Central Visayan Conference	328	59	11,527	55,335	3,606	...	2	15	22	...	15	40	37	...	58,888	10,826
8 East Visayan Conference	149	142	18,752	24,671	2,565	21	27,215	19,615
9 Negros Occidental Conference	317	86	17,434	49,104	4,292	...	4	4	2	...	5	44	21	42	6,516	14,637
10 Negros Oriental-Siquijor Mission	151	60	7,749	20,986	1,357	...	4	14	...	10	17	...	2	...	22,332	6,892
11 Romblon Mission	75	12	4,272	8,451	463	...	21	15	80	...	85	35	59	2	8,849	3,966
12 Samar Mission	45	70	3,795	6,533	1,314	...	46	2	9	...	10	...	7,876	3,653
13 West Visayan Conference	332	119	33,203	37,632	3,251	...	5	56	50	40,782	29,498
Totals	1,397	548	96,730	202,712	16,848	...	78	40	118	...	115	222	167	56	6,516	212,720
14 EAST INDONESIA UNION CONFERENCE
15 Bolaang Mongondow & Gorontalo Mission	68	11	3,410	4,638	190	...	70	27	67	20	2	4,782	3,557
16 Central Sulawesi Mission	62	2	2,690	10,822	371	...	16	...	3	...	1	19	8	...	11,184	1,464
17 Luwu Tana Toraja Mission	35	18	2,368	3,340	120	...	5	52	192	31	362	2,678	1,886
18 Maluku Mission	53	19	6,512	7,219	169	...	3	27	5	7,359	5,092
19 Manado and North Maluku Conference	138	6	11,567	18,797	586	22	19,361	9,362
20 Minahasa Conference	242	12	15,936	30,608	843	...	25	39	15	120	12	13	31,355	14,904
21 North Minahasa Bitung Mission	132	9	11,675	14,824	602	17	66	86	70	15,187	10,832

GENERAL STATISTICS BY DIVISIONS FOR 2022

Conference or Mission	Churches, Companies, and Church Membership															6	16
	2a	2b	3a	3b	4a	4a2	4b	4c	4d	5a	5b	5c	5d	5e			
	Churches	Companies	Church Attendance Average	Church Membership at Beginning of Year	Members Added					Members Subtracted					Church Membership at End of Year		
Baptisms					Former Members' Baptisms	Professions of Faith	Letters Received	Adjustments	Letters Granted	Deaths	Dropped	Missing	Adjustments				
SOUTHERN ASIA-PACIFIC DIVISION (CONT'D)																	
22 Northern Island Mission	64	3	1,870	3,688	70	45	8	3,795	1,680	
23 Papua Mission	154	19	18,852	21,342	1,013	63	3	21	...	52	53	10	22	...	22,305	16,926	
24 South Sulawesi Conference	32	38	2,165	3,072	95	2	...	21	...	22	8	4	3,156	1,671	
25 West Papua Mission	45	13	3,340	9,810	225	4	41	125	9,873	3,941	
Totals	1,025	150	80,383	128,160	4,284	233	42	42	3	159	583	223	487	277	131,035	71,312	
26 MALAYSIA UNION MISSION																	
27 Peninsular Malaysia Mission	29	15	2,165	6,240	121	...	4	76	...	74	25	1	6,341	1,629	
28 Sabah Mission	175	82	4,243	33,380	601	...	15	8	...	43	72	19	193	...	33,677	5,486	
29 Sarawak Mission	99	59	6,541	20,757	573	...	1	47	21,284	6,697	
Totals	303	156	12,949	60,377	1,295	...	20	84	...	117	144	20	193	...	61,302	13,811	
30 MYANMAR UNION MISSION																	
31 Ayeerwady Mission	62	24	2,996	8,095	439	13	...	12	23	1	8,511	3,043	
32 Central Myanmar Mission	33	20	2,429	5,508	307	11	...	6	6	5,814	2,627	
33 South East Mission	29	18	2,673	5,785	193	...	1	37	...	39	15	7	3	...	5,952	2,669	
34 Upper Myanmar Mission	82	18	5,504	9,927	612	...	38	261	...	288	22	15	44	...	10,469	5,471	
35 Yangon Mission	39	14	2,387	6,194	311	43	...	36	20	17	6,475	2,021	
Totals	245	94	15,988	35,509	1,862	...	39	365	...	381	86	40	47	...	37,221	15,830	
36 NORTH PHILIPPINE UNION CONF																	
37 Cavite Mission	82	31	13,093	25,233	1,528	32	...	7	18	26,768	11,898	
38 Central Luzon Conference	348	110	83,594	173,231	2,804	...	73	85	...	80	35	53	42	...	175,983	61,163	
39 Mountain Provinces Mission	113	48	3,073	26,028	1,063	14	27,077	3,073	
40 Northeast Luzon Mission	183	33	6,600	33,489	2,017	113	35	23	...	15	81	...	246	...	35,335	6,340	
41 Northern Luzon Mission	190	43	6,928	37,471	2,941	140	2	14	40,536	6,638	
42 Palawan Mission	127	48	11,683	34,898	2,687	30	37,555	11,677	
43 South-Central Luzon Conference	342	124	1,300	74,734	4,826	...	8	26	...	25	68	107	58	...	79,336	1,035	
44 Southern Luzon Mission	173	45	12,183	38,640	2,228	68	...	48	...	58	48	44	191	...	40,643	11,958	
Totals	1,558	482	138,453	443,724	20,094	321	116	214	...	187	308	204	537	...	463,233	113,781	
45 PAKISTAN UNION SECTION																	
46 Northern Section	97	103	6,098	9,738	893	...	7	5	...	5	37	10,601	3,577	
47 Southern Section	34	9	1,666	5,937	411	...	10	1	3	...	13	3	2	1	6,343	739	
Totals	131	112	7,764	15,675	1,304	...	17	6	3	5	50	3	2	1	16,944	4,315	
48 SOUTH PHILIPPINE UNION CONF																	
49 Central Mindanao Mission	270	149	19,252	53,342	5,881	...	134	129	1,926	98	57	136	1,666	...	59,455	17,393	
50 Davao Mission	172	133	21,597	70,431	6,925	...	33	43	...	11	43	7	4	...	77,367	18,615	
51 North Central Mindanao Conference	259	97	32,004	51,037	8,497	...	54	100	...	88	83	324	272	...	58,921	25,919	
52 Northeastern Mindanao Mission	422	208	66,587	93,570	12,799	...	15	18	...	735	59	1,979	3,932	...	99,697	144,583	
53 Northern Davao Mission	244	103	24,294	70,446	6,309	...	20	17	...	23	107	34	23	...	76,605	21,044	
54 Southern Mindanao Mission	442	317	120,310	197,702	11,356	396	37	21	...	38	163	181	132	15	208,983	103,391	
55 Western Mindanao Conference	353	196	50,109	107,411	8,613	...	203	182	...	18	114	137	35	...	116,105	47,353	
56 Zamboanga Peninsula Mission	241	109	16,644	62,853	6,727	307	21	26	...	11	56	6	1,307	...	68,554	12,815	
Totals	2,403	1,312	350,796	706,792	67,107	703	517	536	1,926	1,022	682	2,804	7,371	15	765,687	391,111	
57 SOUTHEASTERN ASIA UNION MISSION																	
58 Cambodia Mission	8	35	3,518	4,004	431	...	2	4	5	4,428	3,277	
59 Laos Region	2	2	1,133	2,346	695	2,708	1	332	5,416	1,187	
60 Thailand Mission	63	94	8,223	15,707	1,105	5	43	72	...	67	43	51	14	...	16,757	7,517	
61 Vietnam Mission	19	176	5,554	14,138	503	...	92	26	3	14,704	5,267	
Totals	92	307	18,427	36,195	2,734	2,713	137	72	...	71	75	54	14	332	41,305	17,247	
62 WEST INDONESIA UNION MISSION																	
63 Central Java Mission	38	25	1,469	3,533	173	1	1	19	2	12	52	13	115	2	3,535	1,534	
64 Central Sumatra Mission	113	36	2,326	7,817	611	28	...	13	16	8,427	2,246	
65 East Java Conference	78	27	3,544	7,861	344	...	7	43	...	21	52	16	13	...	8,153	2,917	
66 East Kalimantan Mission	57	29	2,372	4,629	230	...	10	45	...	48	31	52	102	...	4,681	1,867	
67 Jakarta Conference	182	40	6,498	18,853	1,135	...	13	647	17,202	358	275	663	69	240	36,245	6,976	
68 North Sumatra Mission	204	56	7,705	11,672	1,106	6	...	39	96	5	139	...	12,505	8,027	
69 Nusa Tenggara Mission	91	27	5,053	8,149	201	2	...	2	30	...	11	...	8,313	4,736	
70 South Sumatra Mission	75	28	999	4,021	281	...	3	9	...	8	10	3	4,293	972	
71 West Java Conference	46	7	5,555	9,427	318	33	20	49	...	9,643	5,920	
72 West Kalimantan Region	25	42	808	3,262	291	20	19	18	...	3,496	787	
Totals	909	317	36,327	79,224	4,690	3	34	799	17,204	499	615	791	516	242	99,291	35,980	
73 ATTACHED FIELDS																	
74 Singapore Conference	8	...	1,218	3,202	49	...	2	40	...	33	8	3,252	619	
75 Sri Lanka Mission of SDA	35	21	1,136	3,312	287	1	...	1	7	3,592	1,236	
76 Timor-Leste Mission	2	2	433	769	13	782	365	
Totals	45	23	2,786	7,283	349	...	2	41	...	34	15	7,626	2,220	
77 SOUTHERN ASIA-PACIFIC DIVISION																	

Conference or Mission	Churches, Companies, and Church Membership															
	2a	2b	3a	3b	4a	4a2	4b	4c	4d	5a	5b	5c	5d	5e	6	16
	Churches	Companies	Church Attendance Average	Church Membership at Beginning of Year	Members Added					Members Subtracted					Church Membership at End of Year	Sabbath School Attendance Average
Baptisms					Former Members' Baptisms	Professions of Faith	Letters Received	Adjustments	Letters Granted	Deaths	Dropped	Missing	Adjustments			

SOUTHERN ASIA-PACIFIC DIVISION (CONT'D)

78 Bangladesh Union Mission	127	288	15,475	33,385	2,128	69	3,123	427	...	31,894	15,039
79 Central Philippine Union Conference	1,397	548	96,730	202,712	16,848	78	40	118	...	115	222	167	56	6,516	212,720	89,086
80 East Indonesia Union Conference	1,025	150	80,383	128,160	4,284	233	42	42	3	159	583	223	487	277	131,035	71,312
81 Malaysia Union Mission	303	156	12,949	60,377	1,295	...	20	84	...	117	144	20	193	...	61,302	13,811
82 Myanmar Union Mission	245	94	15,988	35,509	1,862	...	39	365	...	381	86	40	47	...	37,221	15,830
83 North Philippine Union Conference	1,558	482	138,453	443,724	20,094	321	116	214	...	187	308	204	537	...	463,233	113,781
84 Pakistan Union Section	131	112	7,764	15,675	1,304	...	17	6	3	5	50	3	2	1	16,944	4,315
85 South Philippine Union Conference	2,403	1,312	350,796	706,792	67,107	703	517	536	1,926	1,022	682	2,804	7,371	15	765,687	391,111
86 Southeastern Asia Union Mission	92	307	18,427	36,195	2,734	2,713	137	72	...	71	75	54	14	332	41,305	17,247
87 West Indonesia Union Mission	909	317	36,327	79,224	4,690	3	34	799	17,204	499	615	791	516	242	99,291	35,980
88 Attached Fields	45	23	2,786	7,283	349	...	2	41	...	34	15	7,626	2,220
DIVISION TOTALS	8,235	3,789	776,075	1,749,036	122,695	4,051	964	2,277	19,136	2,590	2,849	7,429	9,650	7,383	1,868,258	769,730

TRANS-EUROPEAN DIVISION

1 ADRIATIC UNION CONFERENCE
2 Albanian Mission of SDA	5	2	64	471	471	59
3 Croatian Conference	68	...	1,172	2,519	32	...	6	3	...	6	66	3	2,485	1,140
4 Slovenian Conference	15	2	145	555	3	4	...	3	8	551	163
Totals	88	4	1,380	3,545	35	...	6	7	...	9	74	3	3,507	1,362
5 BALTIC UNION CONFERENCE
6 Estonian Conference	19	1	582	1,287	11	...	1	16	5	15	17	25	12	9	1,242	480
7 Latvian Conference	49	2	1,168	3,667	33	...	6	36	6	24	33	7	...	24	3,660	1,030
8 Lithuanian Conference	16	4	272	705	12	7	...	6	17	18	1	...	682	254
Totals	84	7	2,022	5,659	56	...	7	59	11	45	67	50	13	33	5,584	1,763
9 BRITISH UNION CONFERENCE
10 Irish Mission	13	8	349	1,083	22	...	1	24	...	9	1	4	1,116	216
11 North England Conference	104	36	2,747	11,785	268	4	49	235	1	179	104	43	1	7	12,008	1,965
12 Scottish Mission	10	4	206	720	14	...	1	22	...	19	4	2	732	154
13 South England Conference	161	56	1,450	26,121	501	4	83	586	3	445	153	21	6	22	26,651	898
14 Welsh Mission	13	6	192	692	47	...	11	51	...	22	15	3	761	121
Totals	301	110	4,943	40,401	852	8	145	918	4	674	277	73	7	29	41,268	3,353
15 DANISH UNION OF CHURCHES CONF	43	2,379	23	...	6	11	...	3	46	7	2,363	...
16 FINLAND UNION OF CHURCHES CONF	59	9	1,344	4,388	48	1	17	12	...	4	103	69	14	1	4,275	1,174
17 HUNGARIAN UNION CONFERENCE
18 Duna Conference	54	11	1,005	3,011	38	...	2	48	...	56	46	15	11	...	2,971	1,543
19 Tisza Conference	56	14	787	2,086	41	...	4	29	...	32	43	5	3	...	2,077	679
Totals	110	25	1,792	5,097	79	...	6	77	...	88	89	20	14	...	5,048	2,222
20 NETHERLANDS UN OF CHURCHES CONF	62	15	...	5,996	125	1	17	63	45	63	57	22	...	32	6,073	...
21 NORWEGIAN UNION CONFERENCE
22 East Norway Conference	32	...	162	2,848	23	...	6	57	3	41	55	17	...	1	2,823	113
23 North Norway Conference	14	...	28	496	2	7	...	8	10	5	482	24
24 West Norway Conference	13	2	55	1,144	20	...	4	31	...	14	19	2	1,164	41
Totals	59	2	245	4,488	43	...	12	95	3	63	84	24	...	1	4,469	178
25 POLISH UNION CONFERENCE
26 East Polish Conference	34	9	895	1,981	47	...	2	55	12	28	19	10	13	14	2,013	880
27 South Polish Conference	50	3	603	2,082	30	...	2	41	...	15	23	5	1	18	2,093	559
28 West Polish Conference	32	16	658	1,752	27	1	...	40	...	27	15	3	2	...	1,773	591
Totals	116	28	2,155	5,815	104	1	4	136	12	70	57	18	16	32	5,879	2,030
29 SOUTH-EAST EUROPEAN UNION CONF
30 Bosnia and Herzegovina Conference	23	...	240	570	16	4	...	2	8	580	232
31 Macedonian Mission	15	6	359	529	10	...	1	2	...	5	11	...	11	...	515	340
32 North Conference	88	3,137	45	...	7	9	...	8	60	5	12	...	3,113	...
33 South Conference	84	...	1,012	2,527	37	1	8	6	...	10	45	14	15	2	2,493	885
Totals	210	6	1,611	6,763	108	1	16	21	...	25	124	19	38	2	6,701	1,456
34 SWEDISH UNION OF CHURCHES CONF	32	5	613	2,911	44	1	9	23	...	17	37	7	2,927	519
35 ATTACHED FIELDS
36 Cyprus Region	2	1	...	116	13	...	1	6	...	1	1	...	8	...	126	...
37 Greek Mission	10	4	191	479	2	18	49	29	4	1	...	11	503	183
38 Iceland Conference	6	1	114	470	6	1	1	1	473	74
Totals	18	6	304	1,065	21	...	1	24	49	31	6	2	8	11	1,102	256

GENERAL STATISTICS BY DIVISIONS FOR 2022

Conference or Mission	Churches, Companies, and Church Membership															
	2a	2b	3a	3b	4a	4a2	4b	4c	4d	5a	5b	5c	5d	5e	6	16
	Churches	Companies	Church Attendance Average	Church Membership at Beginning of Year	Members Added					Members Subtracted					Church Membership at End of Year	Sabbath School Attendance Average
Baptisms					Former Members' Baptisms	Professions of Faith	Letters Received	Adjustments	Letters Granted	Deaths	Dropped	Missing	Adjustments			

TRANS-EUROPEAN DIVISION (CONT'D)

39 TRANS-EUROPEAN DIVISION
40 Adriatic Union Conference	88	4	1,380	3,545	35	...	6	7	...	9	74	3	3,507	1,362
41 Baltic Union Conference	84	7	2,022	5,659	56	...	7	59	11	45	67	50	13	33	5,584	1,763
42 British Union Conference	301	110	4,943	40,401	852	8	145	918	4	674	277	73	7	29	41,268	3,353
43 Danish Union of Churches Conference	43	2,379	23	...	6	11	...	3	46	7	2,363	...
44 Finland Union of Churches Conference	59	9	1,344	4,388	48	1	17	12	...	4	103	69	14	1	4,275	1,174
45 Hungarian Union Conference	110	25	1,792	5,097	79	...	6	77	...	88	89	20	14	...	5,048	2,222
46 Netherlands Union of Churches Conference	62	15	...	5,996	125	1	17	63	45	63	57	22	...	32	6,073	...
47 Norwegian Union Conference	59	2	245	4,488	43	...	12	95	3	63	84	24	...	1	4,469	178
48 Polish Union Conference	116	28	2,155	5,815	104	1	4	136	12	70	57	18	16	32	5,879	2,030
49 South-East European Union Conference	210	6	1,611	6,763	108	1	16	21	...	25	124	19	38	2	6,701	1,456
50 Swedish Union of Churches Conference	32	5	613	2,911	44	1	9	23	...	17	37	7	2,927	519
51 Attached Fields	18	6	304	1,065	21	...	1	24	49	31	6	2	8	11	1,102	256
DIVISION TOTALS	1,182	217	16,406	88,507	1,538	13	246	1,446	124	1,092	1,021	314	110	141	89,196	14,311

WEST-CENTRAL AFRICA DIVISION

1 CAMEROON UNION MISSION
2 Adamaoua-Mayo Rey Conference	62	27	8,298	6,529	553	3	17	34	...	18	14	3	2	...	7,099	6,876
3 Benoue-Faro Mission	83	52	9,893	7,576	789	...	39	3	198	8,203	9,072
4 Central-South Cameroon Conference	92	84	6,627	8,845	649	...	22	65	581	114	77	324	135	986	8,526	6,599
5 East Cameroon Conference	261	225	22,576	24,498	1,289	7	72	347	...	336	90	249	452	...	25,086	20,837
6 Mbam-Sanaga Conference	169	106	12,550	15,422	1,063	...	46	45	115	22	35	14	36	88	16,496	12,496
7 North Cameroon Conference	202	98	11,845	38,870	2,925	...	23	63	...	24	41	51	41,765	10,285
8 Nyong-Afamba Conference	106	45	8,986	12,023	915	...	14	24	...	8	36	...	1	...	12,931	8,204
9 West Cameroon Conference	68	27	4,614	7,864	464	...	14	63	...	35	20	1	8,349	3,491
Totals	1,043	664	85,387	121,627	8,647	10	247	641	696	557	316	642	626	1,272	128,455	77,858

10 CENTRAL AFRICAN UNION MISSION
11 Central African Republic Mission	53	50	1,706	6,765	384	8	23	5	...	1	35	132	1,834	2	5,181	1,558
12 Chad Mission	42	39	3,371	4,425	528	22	1	16	7	11	15	4	20	...	4,949	3,261
13 Congo Mission	16	8	813	1,359	248	...	3	6	34	12	5	11	26	14	1,582	681
14 Equatorial Guinea Mission	11	25	1,097	1,778	301	...	6	2	...	10	7	9	13	...	2,048	534
15 Gabon Mission	21	9	1,073	2,605	202	1	2	18	...	14	14	27	182	...	2,591	908
Totals	143	131	8,059	16,932	1,663	31	35	47	41	48	76	183	2,075	16	16,351	6,941

16 EASTERN NIGERIA UNION CONF
17 Aba East Conference	101	27	19,279	32,584	797	137	...	112	175	33	7	...	33,191	19,406
18 Aba North Conference	87	41	15,186	24,716	633	42	5	164	...	189	175	43	55	...	25,098	15,389
19 Aba South Conference	67	29	15,774	19,992	449	2	4	156	...	181	85	13	20,324	16,167
20 Aba West Mission	29	28	5,521	6,590	129	1	...	87	...	18	37	13	3	...	6,736	5,472
21 Abia North-Central Conference	46	68	9,191	10,592	277	2	3	50	...	53	56	16	14	...	10,785	9,202
22 Akwa Ibom Conference	17	66	4,669	5,272	155	1	6	5	...	2	6	2	5,429	5,072
23 Anambra Mission	17	27	2,468	2,472	64	3	...	4	5	2,530	2,348
24 Bayelsa Mission	12	35	1,490	2,081	88	10	...	6	6	2,167	1,513
25 Cross River Conference	6	15	1,550	1,965	39	3	2,007	1,552
26 Ebonyi Conference	43	50	5,585	6,727	113	18	...	8	22	1	1	...	6,826	5,583
27 Enugu Conference	13	33	2,231	2,231	114	...	1	22	...	16	7	2	2,343	2,268
28 Imo Conference	70	58	5,359	6,458	184	...	3	48	...	36	26	2	6,629	5,371
29 Northern Cross River Mission	5	15	1,691	960	33	4	3	986	1,609
30 Port Harcourt Conference	98	50	21,575	25,647	1,334	...	191	378	...	82	37	3	197	...	27,231	22,121
31 Rivers East Conference	40	48	6,120	7,394	348	...	4	29	...	22	33	21	99	...	7,600	6,134
32 Rivers West Conference	85	95	10,778	18,064	508	1	1	191	...	157	106	95	39	...	18,368	10,734
Totals	736	685	128,463	173,745	5,265	49	218	1,301	...	890	779	244	415	...	178,250	129,938

33 EASTERN SAHEL UNION MISSION
34 Benin Conference	38	55	6,686	6,263	519	2	4	45	16	29	20	...	6,678	6,615
35 Burkina Faso Mission	12	65	3,735	2,539	144	10	...	1	...	2,672	3,203
36 Niger Region	2	29	937	986	325	...	2	3	1,310	858
37 North-central Cote d'Ivoire Mission	15	27	369	...	44	1,986	2	2,028	322
38 Southeast Cote d'Ivoire Conference	46	47	8,974	10,491	649	...	3	5,649	14	5,480	7,869
39 Southwest Cote d'Ivoire Mission	37	50	681	...	47	3,663	12	1	8	3,713	551
40 Togo Conference	80	138	9,235	9,320	594	...	3	6	52	1	13	55	83	...	9,823	8,809
Totals	230	411	30,615	29,599	2,322	2	12	5,655	64	5,699	63	84	104	...	31,704	28,226

41 NORTHERN GHANA UNION CONF
42 Ashanti Central Ghana Conference	81	41	13,293	19,985	755	3	9	94	199	116	98	11	...	314	20,506	10,574
43 Ashanti South Ghana Conference	181	188	9,928	29,802	2,742	3	33	253	158	265	321	273	1	838	31,293	6,777
44 Central Ghana Conference	104	125	13,927	19,515	2,422	12	27	255	114	231	145	17	...	988	20,964	9,108
45 Green View Ghana Conference	100	107	3,233	7,864	805	1	2	61	31	68	21	19	173	105	8,378	2,289
46 Mid-Central Ghana Conference	85	51	19,598	22,177	1,338	1	103	105	104	118	82	41	...	259	23,328	9,809
47 Mid-North Ghana Conference	141	133	1,463	25,225	1,198	8	27	254	20	242	353	605	158	831	24,543	904

Conference or Mission	Churches, Companies, and Church Membership															
	2a	2b	3a	3b	4a	4a2	4b	4c	4d	5a	5b	5c	5d	5e	6	16
	Churches	Companies	Church Attendance Average	Church Membership at Beginning of Year	Members Added					Members Subtracted					Church Membership at End of Year	Sabbath School Attendance Average
Baptisms					Former Members' Baptisms	Professions of Faith	Letters Received	Adjustments	Letters Granted	Deaths	Dropped	Missing	Adjustments			

WEST-CENTRAL AFRICA DIVISION (CONT'D)

48	Mid-West Ghana Conference	120	133	13,289	18,265	1,733	6	3	391	191	367	189	76	4	1,110	18,843	9,225
49	Mountain View Ghana Conference	130	85	29,013	31,055	2,037	3	18	319	4	323	86	42	...	143	32,842	16,866
50	North Ghana Mission	26	138	3,790	6,855	404	1	6	16	13	16	7	9	...	22	7,241	2,694
51	South Central Ghana Conference	108	127	13,364	20,805	2,809	21	48	342	427	347	402	66	1	1,637	21,999	8,710
	Totals	1,076	1,128	120,896	201,548	16,243	59	276	2,090	1,261	2,093	1,704	1,159	337	6,247	209,937	76,953
52	NORTHERN NIGERIA UNION CONF
53	North Central Nigeria Conference	61	82	14,944	10,889	480	...	31	180	...	94	20	6	11	...	11,449	15,720
54	North East Nigeria Conference	105	172	26,702	22,856	1,052	...	79	359	...	338	120	32	7	...	23,849	26,455
55	North West Nigeria Conference	130	161	27,185	18,916	1,748	35	104	229	...	255	130	70	27	...	20,550	24,457
	Totals	296	415	68,831	52,661	3,280	35	214	768	...	687	270	108	45	...	55,848	66,631
56	SOUTHERN GHANA UNION CONF
57	Accra City Conference	98	44	15,076	31,358	791	1	5	133	...	160	32	4	25	...	32,067	13,054
58	Diamond Field Ghana Conference	75	125	10,175	13,206	555	8	...	7	33	5	13,724	8,100
59	East Ghana Conference	83	70	8,638	12,079	671	4	1	36	4	43	27	...	13	325	12,387	7,198
60	Eastern View Ghana Conference	87	118	7,264	14,178	622	18	...	22	55	14,741	6,305
61	Meridian Ghana Conference	57	25	8,745	14,470	714	206	...	154	44	8	5	1	15,178	6,068
62	Mid-South Ghana Conference	131	208	9,855	19,484	670	...	2	9	...	7	22	20	20,116	6,901
63	Oti Ghana Mission	19	89	1,873	4,686	323	7	...	5	14	1	4,996	1,661
64	Pioneer Ghana Conference	98	159	8,597	16,531	624	...	1	81	...	74	81	1	1	...	17,080	7,101
65	South West Ghana Conference	145	130	7,861	23,642	569	99	18	87	38	1	...	23	24,179	6,877
66	Volta Ghana Mission	27	73	2,488	5,627	272	...	2	5	3	9	22	5,878	2,348
67	West-Central Ghana Conference	115	85	7,287	13,788	693	6	2	81	...	72	24	16	2	...	14,456	5,672
68	Western North Ghana Conference	138	150	10,652	16,782	431	8	43	17	42	8	...	6	17,191	9,871
	Totals	1,073	1,276	98,509	185,831	6,935	11	13	691	68	657	434	39	46	380	191,993	81,153
69	WEST AFRICAN UNION MISSION
70	Central Liberia Mission	53	29	7,300	7,115	678	1	19	3	1	...	7,771	7,126
71	Guinea Region	6	28	404	2,769	52	5	2,816	426
72	Sierra Leone Conference	53	75	717	12,459	390	3	108	6	55	12,899	551
73	South-East Liberia Mission	26	22	2,474	4,158	206	12	4,352	1,914
74	South-West Liberia Conference	22	16	9,741	17,831	260	8	36	18,047	8,608
	Totals	160	170	20,635	44,332	1,586	1	...	3	108	14	127	3	1	...	45,885	18,625
75	WESTERN NIGERIA UNION CONF
76	Delta Conference	33	68	3,398	6,848	218	...	3	9	...	26	10	38	34	...	6,970	3,188
77	Edo Conference	27	52	4,340	4,423	195	...	3	1	4,620	4,535
78	Ekiti Conference	36	39	4,165	9,831	172	22	9,981	4,022
79	Kogi Region	7	32	460	826	23	8	857	367
80	Kwara Conference	32	47	4,038	2,933	98	...	4	3	3,032	3,992
81	Lagos Atlantic Conference	28	29	3,100	6,900	238	...	4	48	...	21	13	7,156	2,959
82	Lagos Mainland Conference	43	38	1,896	7,665	51	7,716	1,835
83	Ogun Conference	30	61	5,282	10,325	440	...	10	4	137	10,642	4,706
84	Ondo Mission	27	44	1,238	2,482	92	1	...	12	2,563	1,213
85	Osun Conference	34	40	6,264	6,128	485	11	6,602	6,193
86	Oyo Conference	34	42	...	3,928	3,928	...
	Totals	331	492	34,179	62,289	2,012	...	24	61	9	47	72	38	34	137	64,067	33,007
87	WESTERN SAHEL UNION MISSION
88	Cabo Verde Conference	43	42	1,288	9,881	216	31	2	8	9	40	...	36	10,037	1,251
89	Gambia Region	5	6	144	339	35	6	368	99
90	Guinea-Bissau Mission	8	14	1,271	4,144	334	4	4,482	1,007
91	Mali Mission	5	8	415	2,082	69	...	2	1	2,152	424
92	Senegal/Mauritania Mission	7	7	318	657	40	...	7	3	...	4	1	...	17	11	674	220
	Totals	68	77	3,436	17,103	694	35	9	3	2	12	17	40	17	47	17,713	3,000
93	WEST-CENTRAL AFRICA DIVISION
94	Cameroon Union Mission	1,043	664	85,387	121,627	8,647	10	247	641	696	557	316	642	626	1,272	128,455	77,858
95	Central African Union Mission	143	131	8,059	16,932	1,663	31	35	47	41	48	76	183	2,075	16	16,351	6,941
96	Eastern Nigeria Union Conference	736	685	128,463	173,745	5,265	49	218	1,301	...	890	779	244	415	...	178,250	129,938
97	Eastern Sahel Union Mission	230	411	30,615	29,599	2,322	2	12	5,655	64	5,699	63	84	104	...	31,704	28,226
98	Northern Ghana Union Conference	1,076	1,128	120,896	201,548	16,243	59	276	2,090	1,261	2,093	1,704	1,159	337	6,247	209,937	76,953
99	Northern Nigeria Union Conference	296	415	68,831	52,661	3,280	35	214	768	...	687	270	108	45	...	55,848	66,631
100	Southern Ghana Union Conference	1,073	1,276	98,509	185,831	6,935	11	13	691	68	657	434	39	46	380	191,993	81,153
101	West African Union Mission	160	170	20,635	44,332	1,586	1	...	3	108	14	127	3	1	...	45,885	18,625
102	Western Nigeria Union Conference	331	492	34,179	62,289	2,012	...	24	61	9	47	72	38	34	137	64,067	33,007
103	Western Sahel Union Mission	68	77	3,436	17,103	694	35	9	3	2	12	17	40	17	47	17,713	3,000
	DIVISION TOTALS	5,156	5,449	599,007	905,667	48,647	233	1,048	11,260	2,249	10,704	3,858	2,540	3,700	8,099	940,203	522,329

GENERAL STATISTICS BY DIVISIONS FOR 2022

Conference or Mission	Churches, Companies, and Church Membership															
	2a	2b	3a	3b	4a	4a2	4b	4c	4d	5a	5b	5c	5d	5e	6	16
	Churches	Companies	Church Attendance Average	Church Membership at Beginning of Year	Members Added					Members Subtracted					Church Membership at End of Year	Sabbath School Attendance Average
Baptisms					Former Members' Baptisms	Professions of Faith	Letters Received	Adjustments	Letters Granted	Deaths	Dropped	Missing	Adjustments			

ATTACHED TO THE GENERAL CONFERENCE

1 CHINESE UNION MISSION
2 China	1,114	2,860	...	476,194	4,012	5	824	739	...	915	28	479,353	...
3 Hong Kong-Macao Conference	21	4	1,259	4,858	42	...	11	43	4	43	42	4,873	920
Totals	1,135	2,864	1,259	481,052	4,054	5	835	43	4	43	781	...	915	28	484,226	920
1 MIDDLE EAST & NORTH AFRICA UN MISS
2 East Mediterranean Region	6	4	580	618	6	1	...	11	2	612	521
3 Egypt-Sudan Field	23	10	460	1,600	197	...	241	3	2,035	424
4 Gulf Field	23	4	1,576	2,713	126	18	10	82	29	108	2	...	6	...	2,862	1,178
5 North Africa Region	4	3	117	263	13	...	5	3	...	7	2	4	271	99
6 West Asia Field	6	5	354	595	81	...	2	3	...	5	1	1	28	...	646	351
Totals	62	26	3,086	5,789	423	18	258	89	29	131	10	1	34	4	6,426	2,572
1 UKRAINIAN UNION CONFERENCE
2 Bukovinskaya Conference	127	15	3,260	6,489	108	17	9	106	...	118	134	39	...	11	6,427	3,201
3 Central Ukrainian Conference	85	20	2,215	4,310	158	6	4	108	1	134	83	42	4,328	2,047
4 Dnieper Conference	103	19	1,870	4,482	97	7	7	63	2	83	104	61	20	4	4,386	1,783
5 Eastern Dnieper Conference	131	43	2,165	7,020	172	5	7	25	10	65	128	21	3	51	6,971	2,159
6 Kyiv Conference	25	...	899	3,905	117	1	6	31	9	63	79	27	8	3	3,889	803
7 Podolsk Conference	103	34	2,291	5,094	96	9	2	89	...	104	120	57	12	9	4,988	2,173
8 Southern Ukrainian Conference	72	33	1,294	4,020	96	4	3	20	2	82	71	20	11	10	3,951	1,167
9 Western Ukrainian Conference	92	30	2,529	5,839	101	1	17	57	10	85	100	52	12	23	5,753	2,354
Totals	738	194	16,522	41,159	945	50	55	499	34	734	819	319	66	111	40,693	15,685
1 ISRAEL FIELD	15	5	581	834	24	20	...	45	4	829	560

WORLD SUMMARY

1 East-Central Africa Division	19,240	13,223	2,514,323	4,666,780	292,813	6,977	4,446	203,617	76,743	207,739	8,234	18,454	9,572	78,437	4,928,940	2,408,239
2 Euro-Asia Division	965	608	26,759	60,334	1,076	45	57	2,236	54	2,439	1,115	694	148	139	59,267	26,859
3 Inter-American Division	15,816	8,501	719,672	3,661,426	142,626	15,875	4,763	22,717	8,557	24,527	12,363	60,890	33,640	44,606	3,679,938	623,854
4 Inter-European Division	2,510	540	52,782	178,566	3,325	87	392	4,135	463	3,236	2,342	1,078	205	335	179,772	43,295
5 North American Division	5,712	904	140,955	1,271,642	23,869	...	6,155	28,604	599	27,344	9,212	2,920	3,864	53,132	1,234,397	49,242
6 Northern Asia-Pacific Division	860	212	48,931	285,664	2,836	3	41	1,082	65	1,247	692	6	64	9	287,673	36,972
7 South American Division	15,345	14,134	966,052	2,568,560	179,678	33,743	6,880	126,870	510	127,225	14,910	86,486	71,315	3,666	2,612,639	771,691
8 South Pacific Division	2,338	4,238	296,715	612,590	18,143	147	2,976	3,733	5,138	3,484	2,781	1,962	11,210	305	622,985	274,127
9 Southern Africa-Indian Ocean Division	13,908	14,175	1,509,071	4,184,684	273,191	6,376	3,339	29,675	13,757	30,683	8,085	16,409	112,029	306,868	4,036,948	1,278,494
10 Southern Asia Division	4,594	4,807	570,450	1,149,871	14,381	...	309	...	529	14	1,310	454	1,136	160	1,162,016	536,625
11 Southern Asia-Pacific Division	8,235	3,789	776,075	1,749,036	122,695	4,051	964	2,277	19,136	2,590	2,849	7,429	9,650	7,383	1,868,258	769,730
12 Trans-European Division	1,182	217	16,406	88,507	1,538	13	246	1,446	124	1,092	1,021	314	110	141	89,196	14,311
13 West-Central Africa Division	5,156	5,449	599,007	905,667	48,647	233	1,048	11,260	2,249	10,704	3,858	2,540	3,700	8,099	940,203	522,329
Attached to the General Conference:																
14 Chinese Union Mission	1,135	2,864	1,259	481,052	4,054	5	835	43	4	43	781	...	915	28	484,226	920
15 Middle East and North Africa Union Mission	62	26	3,086	5,789	423	18	258	89	29	131	10	1	34	4	6,426	2,572
16 Ukrainian Union Conference	738	194	16,522	41,159	945	50	55	499	34	734	819	319	66	111	40,693	15,685
17 Israel Field	15	5	581	834	24	20	...	45	4	829	560
WORLD TOTALS 2022	97,811	73,886	8,258,641	21,912,161	1,130,264	67,623	32,764	438,303	127,991	443,277	70,386	199,956	257,658	503,423	22,234,406	7,375,500
WORLD TOTALS 2021	95,297	72,975	6,740,052	21,723,992	959,096	60,266	30,373	500,405	19,499	509,265	82,317	209,551	300,113	280,224	21,912,161	5,965,091
Net Increase (Decrease)	2,514	911	1,518,589	188,169	171,168	7,357	2,391	(62,102)	108,492	(65,988)	(11,931)	(9,595)	(42,455)	223,199	322,245	1,410,409

Chapter 4 - Tithe and Offerings

Conference or Mission	Tithe and Offerings										Per Capita Basis	17
	7	8	9	10	11	12a	12b	13	14a	14b		
1	7	8	9	10	11	12a	12b	13	14a	14b	Per Capita Basis	17
Conference or Mission	Tithe	Tithe Per Capita	World Mission Fund, Including Sabbath School	World Mission Fund Per Capita	Other General Conference Funds	Intradivision Funds	Ingathering Funds	Local Church Funds	Total Tithe and Offerings	Total Tithe and Offerings Per Capita	Membership Basis for Per Capita Calculations June 30, 2021	Sabbath School Mission Offerings
	US\$	US\$	US\$	US\$	US\$	US\$	US\$	US\$	US\$	US\$	US\$	US\$
GENERAL CONFERENCE												
1 General Conference	802,772	2,981,078	3,783,850
2 General Conference Institutions
Totals	802,772	2,981,078	3,783,850
EAST-CENTRAL AFRICA DIVISION												
1 BURUNDI UNION MISSION	2,183	2,183
2 East Burundi Field	105,611	3.86	2,015	0.07	10,319	15,479	...	25,798	159,222	5.83	27,325	198
3 North Burundi Field	96,600	2.36	1,475	0.04	6,817	10,225	...	17,042	132,159	3.23	40,950	187
4 North-West Burundi Field	189,318	1.80	3,225	0.03	14,549	21,823	...	36,371	265,286	2.53	104,947	752
5 South-West Burundi Field	182,499	8.32	1,844	0.08	16,475	24,713	...	41,188	266,719	12.17	21,922	568
Totals	576,211	2.95	8,559	0.04	48,160	72,240	...	120,399	825,569	4.23	195,144	1,705
6 EAST CONGO UNION MISSION	110,196	110,196
7 East Kasai Field	106,024	4.36	2,103	3,155	...	5,258	116,540	4.80	24,303	...
8 East Katanga Mission	37,116	2.23	1,597	2,396	...	3,993	45,102	2.71	16,617	...
9 North Katanga Field	77,973	4.30	1,501	2,251	...	3,752	85,477	4.72	18,126	...
10 South Katanga Field	466,709	8.37	24,330	36,495	...	60,824	588,358	10.55	55,764	...
11 West Katanga Field	245,896	17.88	8,767	13,150	...	21,917	289,730	21.07	13,749	...
Totals	1,043,914	8.12	38,298	57,447	...	95,744	1,235,403	9.61	128,559	...
12 EAST KENYA UNION CONFERENCE	20,353	20,353
13 Central Kenya Conference	3,778,252	100.23	142,194	213,290	...	355,484	4,489,220	119.09	37,695	...
14 Central Rift Valley Conference	1,415,890	35.28	96,497	144,746	...	241,243	1,898,376	47.30	40,136	...
15 East Nairobi Field	2,969,621	51.76	127,224	190,836	...	318,060	3,605,741	62.85	57,375	...
16 Kenya Coast Field	1,135,565	37.43	76,466	114,699	...	191,166	1,517,896	50.03	30,339	...
17 North East Kenya Field	853,683	35.07	58,220	87,330	...	145,550	1,144,783	47.03	24,343	...
18 Nyamira Conference	997,572	11.87	24,716	37,073	...	61,789	1,121,150	13.34	84,015	...
19 Nyamira West Field	722,646	9.44	17,308	25,962	...	43,270	809,186	10.57	76,541	...
20 South Kenya Conference	1,459,348	10.86	57,619	86,429	...	144,048	1,747,444	13.00	134,417	...
21 South Nairobi Kaijado Field	2,265,233	89.62	90,638	135,957	...	226,595	2,718,423	107.55	25,275	...
22 South Rift Valley Field	523,897	20.98	38,333	57,500	...	95,833	715,563	28.66	24,967	...
23 South-East Kenya Field	830,934	9.45	32,657	48,986	...	81,643	994,220	11.30	87,956	...
Totals	16,972,994	27.24	761,872	1,142,808	...	1,904,681	20,782,355	33.36	623,059	...
24 EASTERN ETHIOPIA UNION MISSION	4,915	4,915
25 Central Ethiopia Field	782,177	68.15	14,682	22,023	...	36,705	855,587	74.55	11,477	...
26 North Ethiopia Field	463	...
27 Northwest Ethiopia Field	59,935	22.46	459	689	...	1,148	62,231	23.32	2,668	...
28 South Central Ethiopia Field	126,573	7.91	1,549	2,323	...	3,872	134,317	8.40	15,999	...
29 South East Ethiopia Field	177,414	15.89	1,540	2,310	...	3,850	185,114	16.58	11,166	...
30 South Ethiopia Field	303,135	8.91	6,364	9,545	...	15,909	334,953	9.84	34,032	...
31 South Green Ethiopia Field	113,332	7.54	1,431	2,146	...	3,577	120,486	8.02	15,024	...
32 South Shewa Ethiopia Field	87,243	4.92	710	1,065	...	1,775	90,793	5.12	17,719	...
Totals	1,654,724	15.24	26,735	40,101	...	66,836	1,788,396	16.48	108,548	...
33 NORTH EAST CONGO UNION MISSION	34,207	...	32	...	1,378	35,617
34 Central Kivu Field	1,540,741	14.46	14,399	0.14	49,282	73,922	...	123,204	1,801,548	16.91	106,529	...
35 Kibali Ituri Mission	326,948	24.26	2,385	0.18	16,617	23,686	...	39,476	409,112	30.35	13,479	...
36 Maniema Mission	72,048	5.49	680	0.05	2,159	3,103	...	5,172	83,162	6.33	13,130	...
37 North Kivu Field	1,190,949	19.27	8,158	0.13	39,702	58,797	...	97,995	1,395,601	22.58	61,807	...
38 South Kivu Field	468,302	14.27	397	0.01	18,185	27,277	...	45,462	559,623	17.06	32,809	...
39 Upper Congo Field	142,112	7.62	601	0.03	7,243	10,865	...	18,108	178,929	9.59	18,662	...
Totals	3,775,307	15.32	26,652	0.11	134,566	197,650	...	329,417	4,463,592	18.11	246,416	...
40 NORTHERN TANZANIA UNION CONF	41,815	41,815
41 Mara Conference	1,445,700	7.44	159,428	239,143	...	398,571	2,242,842	11.54	194,385	...
42 North-East Tanzania Conference	1,032,801	16.50	120,299	180,448	...	300,747	1,634,295	26.10	62,612	...
43 Nyanza Gold Belt Field	1,320,137	10.61	211,683	317,524	...	52,927	1,902,271	15.29	124,435	...
44 South Nyanza Conference	1,169,226	8.07	265,984	398,976	...	664,959	2,499,145	17.25	144,880	...
45 Tanzania Rift Valley Field	1,911,195	45.96	109,575	164,362	...	273,937	2,459,069	59.13	41,585	...
46 Western Tanzania Conference	795,117	8.98	123,999	185,999	...	309,998	1,415,113	15.99	88,520	...
Totals	7,715,991	11.75	990,968	1,486,452	...	2,001,139	12,194,550	18.58	656,417	...
47 RWANDA UNION MISSION	17,926	17,926
48 Central Rwanda Field	588,742	4.29	18,885	28,328	845	47,213	684,013	4.99	137,132	...
49 East Central Rwanda Field	2,508,803	15.97	79,399	119,099	3,131	198,498	2,908,930	18.52	157,081	...
50 North Rwanda Field	1,319,935	9.32	35,836	53,755	2,196	89,591	1,501,313	10.60	141,632	...
51 North-East Rwanda Field	464,841	5.62	13,255	19,882	79	33,137	531,194	6.43	82,666	...
52 North-West Rwanda Field	1,049,951	9.39	33,755	50,632	7,558	84,387	1,226,283	10.97	111,785	...
53 South Rwanda Field	704,140	5.72	17,894	26,840	637	44,734	794,245	6.46	122,994	...
54 South-East Rwanda Field	486,367	4.23	18,279	27,418	214	45,697	577,975	5.03	114,934	...

STATISTICAL REPORT FOR 2022

Conference or Mission 1	Tithe and Offerings										Per Capita	17
	7	8	9	10	11	12a	12b	13	14a	14b	Basis	
Conference or Mission	Tithe	Tithe Per Capita	World Mission Fund, including Sabbath School	World Mission Fund Per Capita	Other General Conference Funds	Intradivision Funds	Ingathering Funds	Local Church Funds	Total Tithe and Offerings	Total Tithe and Offerings Per Capita	Membership Basis for Per Capita Calculations June 30, 2021	Sabbath School Mission Offerings
	US\$	US\$	US\$	US\$	US\$	US\$	US\$	US\$	US\$	US\$	US\$	US\$
EAST-CENTRAL AFRICA DIVISION (CONT'D)												
55 West Rwanda Field	785,924	6.99	25,300	37,950	690	63,250	913,114	8.12	112,419	...
Totals	7,926,629	8.08	242,603	363,904	15,350	606,507	9,154,993	9.34	980,643	...
56 SOUTHERN TANZANIA UNION MISSION	32,051	32,051
57 Central Tanzania Field	999,332	32.10	141,646	212,468	...	354,114	1,707,560	54.86	31,127	...
58 East-Central Tanzania Conference	2,495,903	40.17	242,303	363,455	...	605,759	3,707,420	59.67	62,128	...
59 Lake Tanganyika Field	458,886	17.37	82,235	123,352	...	205,587	870,060	32.93	26,419	...
60 South-East Tanzania Conference	2,006,583	34.66	220,531	330,797	...	551,328	3,109,239	53.71	57,886	...
61 Southern Highlands Conference	919,175	34.18	152,661	228,992	...	381,653	1,682,481	62.56	26,892	...
Totals	6,911,930	33.81	839,376	1,259,064	...	2,098,441	11,108,811	54.33	204,452	...
62 UGANDA UNION MISSION	11,453	11,453
63 Central Uganda Conference	2,948,756	19.79	30,504	0.20	108,761	163,142	...	271,903	3,523,066	23.65	148,967	...
64 Eastern Uganda Field	334,450	9.01	5,091	0.14	25,804	38,706	...	64,510	468,561	12.62	37,138	...
65 North Buganda Field	396,444	8.48	4,980	0.11	17,306	25,959	...	43,265	487,954	10.44	46,761	...
66 Northern Uganda Field	148,848	5.17	1,385	0.05	13,054	19,581	...	32,635	215,503	7.48	28,810	...
67 Rwenzori Field	450,528	8.07	3,975	0.07	20,233	30,349	...	50,581	555,666	9.96	55,806	...
68 Southwestern Uganda Field	531,639	18.11	4,851	0.17	29,044	43,566	...	72,610	681,710	23.23	29,350	...
69 West Buganda Field	269,572	4.97	3,161	0.06	16,457	24,686	...	41,143	355,019	6.54	54,250	...
70 Western Uganda Field	258,485	6.57	2,431	0.06	19,903	29,854	...	49,757	360,430	9.17	39,325	...
Totals	5,350,175	12.15	56,378	0.13	250,562	375,843	...	626,404	6,659,362	15.12	440,407	...
71 WEST CONGO UNION MISSION	192,670	192,670
72 Central Kasai Field	211,669	1.27	3,179	4,768	...	7,947	227,563	1.36	166,772	...
73 Congo Equatorial Field	22,860	8.11	948	1,422	...	2,370	27,600	9.79	2,818	...
74 Lower Congo Field	46,370	11.40	1,636	2,454	...	4,091	54,551	13.41	4,068	...
75 West Congo Field	900,716	32.60	31,986	47,979	...	79,965	1,060,646	38.39	27,626	...
76 West Kasai Field	146,707	1.02	2,713	4,069	...	6,782	160,271	1.11	143,955	...
Totals	1,520,992	4.41	40,462	60,692	...	101,155	1,723,301	4.99	345,239	...
77 WEST KENYA UNION CONFERENCE
78 Central Nyanza Conference	1,492,241	19.81	51,045	76,567	...	127,612	1,747,465	23.20	75,317	...
79 Greater Rift Valley Conference	1,061,077	21.75	56,949	85,424	...	142,373	1,345,823	27.59	48,778	...
80 Kenya Lake Conference	1,787,342	33.29	22,547	33,821	...	56,368	1,900,078	35.38	53,698	...
81 Lake Victoria Field	1,150,477	15.29	22,883	34,325	...	57,208	1,264,893	16.81	75,257	...
82 North Rift Valley Field	662,907	22.15	34,895	52,343	...	87,238	837,383	29.98	29,923	...
83 Ranen Conference	1,477,599	26.35	31,092	46,637	...	77,729	1,633,057	29.12	56,075	...
84 South East Nyanza Field	94,768	5.99	3,003	4,504	...	7,507	109,782	6.94	15,827	...
85 South West Nyanza Field	214,155	6.94	2,723	4,085	...	6,808	227,771	7.38	30,876	...
86 Southern Kenya Lake Field	113,167	2.61	4,675	7,013	...	11,688	136,543	3.15	43,364	...
87 West Rift Valley Field	580,383	17.40	28,981	43,472	...	72,453	725,289	21.74	33,364	...
88 Western Kenya Conference	697,839	27.02	32,546	48,818	...	81,364	860,567	33.32	25,826	...
Totals	9,331,955	19.11	291,339	437,009	...	728,348	10,788,651	22.09	488,305	...
89 WESTERN ETHIOPIA UNION MISSION	109,143	109,143
90 Gambella Field Station	65,792	3.45	1,157	1,735	...	2,891	71,575	3.75	19,091	...
91 Kellern Ethiopia Field	82,915	13.53	45	67	...	112	83,139	13.56	6,130	...
92 South West Ethiopia Field	37,999	16.45	217	326	...	543	39,085	16.92	2,310	...
93 West Central Ethiopia Field	160,090	10.05	607	911	...	1,518	163,126	10.24	15,924	...
94 West Ethiopia Conference	735,800	10.69	2,088	3,132	...	5,221	746,241	10.84	68,860	...
Totals	1,191,739	10.61	4,114	6,171	...	10,285	1,212,309	10.79	112,315	...
95 ATTACHED FIELDS
96 Eritrea Mission Field	4,501	8.56	127	190	...	316	5,134	9.76	526	...
97 SOUTH SUDAN ATTACHED TERRITORY	75,341	75,341
98 Eastern Upper Nile Field	44,582	3.82	260	0.02	1,207	4,504	...	3,017	53,570	4.59	11,679	...
99 Greater Bahr el Ghazal Field	119,101	7.70	489	0.03	10,872	16,281	...	27,135	173,878	11.25	15,461	...
100 Greater Equatoria Field	523,026	23.02	3,347	0.15	23,662	35,494	...	59,156	644,685	28.37	22,725	...
101 North-Central Nile Field	54,329	6.37	117	0.01	2,490	3,689	...	6,149	66,774	7.83	8,528	...
Totals	816,379	13.98	4,213	0.07	38,231	59,968	...	95,457	1,014,248	17.37	58,393	...
Attached Fields Totals	820,880	13.93	4,213	0.07	38,358	60,158	...	95,773	1,019,382	17.30	58,919	...
102 EAST-CENTRAL AFRICA DIVISION	107,680								

GENERAL STATISTICS BY DIVISIONS FOR 2022

Conference or Mission	Tithe and Offerings										Per Capita Basis	17
	7	8	9	10	11	12a	12b	13	14a	14b		
1	Tithe	Tithe Per Capita	World Mission Fund, Including Sabbath School	World Mission Fund Per Capita	Other General Conference Funds	Intradivision Funds	Ingathering Funds	Local Church Funds	Total Tithe and Offerings	Total Tithe and Offerings Per Capita	Membership Basis for Per Capita Calculations June 30, 2021	Sabbath School Mission Offerings
	US\$	US\$	US\$	US\$	US\$	US\$	US\$	US\$	US\$	US\$	US\$	US\$
EAST-CENTRAL AFRICA DIVISION (CONT'D)												
109 Rwanda Union Mission	7,926,629	8.08	242,603	363,904	15,350	606,507	9,154,993	9.34	980,643	...
110 Southern Tanzania Union Mission	6,911,930	33.81	839,376	1,259,064	...	2,098,441	11,108,811	54.33	204,452	...
111 Uganda Union Mission	5,350,175	12.15	56,378	0.13	250,562	375,843	...	626,404	6,659,362	15.12	440,407	...
112 West Congo Union Mission	1,520,992	4.41	40,462	60,692	...	101,155	1,723,301	4.99	345,239	...
113 West Kenya Union Conference	9,331,955	19.11	291,339	437,009	...	728,348	10,788,651	22.09	488,305	...
114 Western Ethiopia Union Mission	1,191,739	10.61	4,114	6,171	...	10,285	1,212,309	10.79	112,315	...
115 Attached Fields	820,880	13.93	4,213	0.07	38,358	60,158	...	95,773	1,019,382	17.30	58,919	...
DIVISION TOTALS	64,901,121	14.14	95,802	0.02	3,707,413	5,559,539	15,350	8,785,129	83,064,354	18.10	4,588,423	1,705
EURO-ASIA DIVISION												
1 BELARUS UN OF CHURCHES CONF	708,233	191.10	26,451	7.14	...	26,147	...	78,441	839,272	226.46	3,706	26,147
2 CAUCASUS UNION MISSION
3 Kubano-Chernomorskaya Conference	1,054,554	351.52	27,872	9.29	55	27,138	1,181	81,413	1,192,213	397.40	3,000	27,138
4 North Caucasus Mission	727,022	342.45	20,912	9.85	7	20,648	577	61,944	831,110	391.48	2,123	20,648
5 Rostov-Kalmykia Conference	811,779	364.19	20,968	9.41	377	18,792	1,205	56,377	909,498	408.03	2,229	18,792
Totals	2,593,355	352.74	69,752	9.49	439	66,578	2,963	199,734	2,932,821	398.91	7,352	66,578
6 EAST RUSSIAN UNION MISSION
7 Central Siberian Mission	486,839	285.70	10,721	6.29	242	10,663	521	31,988	540,974	317.47	1,704	10,663
8 East Siberian Mission	576,750	300.70	10,509	5.48	...	10,509	222	31,526	629,516	328.21	1,918	10,509
9 West Siberian Mission	325,383	272.74	4,345	3.64	...	4,345	623	13,034	347,730	291.48	1,193	4,345
Totals	1,388,972	288.47	25,575	5.31	242	25,517	1,366	76,548	1,518,220	315.31	4,815	25,517
10 FAR EASTERN UN OF CHURCHES MISS	779,492	390.72	31,376	15.73	...	21,657	1,055	64,972	898,552	450.40	1,995	21,657
11 MOLDOVA UN OF CHURCHES CONF	2,180,741	263.57	53,920	6.52	...	53,920	...	161,759	2,450,340	296.15	8,274	53,920
12 SOUTHERN UNION MISSION	5	...
13 Kazakhstan Mission	739,142	328.65	29,528	13.13	...	29,517	7,540	88,552	894,279	397.63	2,249	29,517
14 Kyrgyzstan Mission	154,209	253.63	4,907	8.07	36	4,907	1,160	14,721	179,940	295.95	608	4,907
15 Tajikistan Field	27,248	106.02	932	3.63	...	932	342	2,796	32,250	125.49	257	932
16 Turkmenistan Field	3,730	39.68	144	1.53	...	144	...	433	4,451	47.35	94	144
17 Uzbekistan Field	139,974	199.11	2,583	3.67	...	2,583	650	7,748	153,538	218.40	703	2,583
Totals	1,064,303	271.78	38,094	9.73	36	38,083	9,692	114,250	1,264,458	322.90	3,916	38,083
18 WEST RUSSIAN UNION CONFERENCE
19 Central Conference	1,535,624	443.82	11,904	3.44	69	11,572	195	34,717	1,594,081	460.72	3,460	11,572
20 Moscow Conference	2,137,261	627.68	30,418	8.93	146	23,911	1,687	71,732	2,265,155	665.24	3,405	23,911
21 Northwestern Conference	1,159,384	401.45	19,958	6.91	8	15,406	29	46,218	1,241,003	429.71	2,888	15,406
22 Southern Conference	2,190,553	327.78	36,703	5.49	5	35,738	393	107,213	2,370,605	354.72	6,683	35,738
23 Ural Conference	1,124,363	289.86	13,178	3.40	176	9,701	748	29,103	1,177,269	303.50	3,879	9,701
24 Volga Conference	819,160	301.83	14,631	5.39	131	14,219	330	42,658	891,129	328.35	2,714	14,219
25 Volgo-Vyatskaya Conference	1,157,601	315.16	15,635	4.26	144	15,429	1,039	46,286	1,236,134	336.55	3,673	15,429
Totals	10,123,946	379.15	142,427	5.33	679	125,976	4,421	377,927	10,775,376	403.54	26,702	125,976
26 ATTACHED FIELDS
27 Armenian Field	185,009	225.62	5,375	6.55	...	5,375	...	16,124	211,883	258.39	820	5,375
28 Crimea Mission	445,007	277.44	11,349	7.08	231	11,339	227	34,016	502,169	313.07	1,604	11,339
29 Don Field	276,769	163.00	10,612	6.25	...	10,612	656	31,837	330,486	194.63	1,698	10,612
30 Georgian Field	68,808	203.57	2,361	6.99	...	2,361	...	7,082	80,612	238.50	338	2,361
Totals	975,593	218.74	29,697	6.66	231	29,687	883	89,059	1,125,150	252.28	4,460	29,687
31 EURO-ASIA DIVISION
32 Belarus Union of Churches Conference	708,233	191.10	26,451	7.14	...	26,147	...	78,441	839,272	226.46	3,706	26,147
33 Caucasus Union Mission	2,593,355	352.74	69,752	9.49	439	66,578	2,963	199,734	2,932,821	398.91	7,352	66,578
34 East Russian Union Mission	1,388,972	288.47	25,575	5.31	242	25,517	1,366	76,548	1,518,220	315.31	4,815	25,517
35 Far Eastern Union of Churches Mission	779,492	390.72	31,376	15.73	...	21,657	1,055	64,972	898,552	450.40	1,995	21,657
36 Moldova Union of Churches Conference	2,180,741	263.57	53,920	6.52	...	53,920	...	161,759	2,450,340	296.15	8,274	53,920
37 Southern Union Mission	1,064,303	271.78	38,094	9.73	36	38,083	9,692	114,250	1,264,458	322.90	3,916	38,083
38 West Russian Union Conference	10,123,946	379.15	142,427	5.33	679	125,976	4,421	377,927	10,775,376	403.54	26,702	125,976
39 Attached Fields	975,593	218.74	29,697	6.66	231	29,687	883	89,059	1,125,150	252.28	4,460	29,687
DIVISION TOTALS	19,814,635	323.66	417,292	6.82	1,627	387,565	20,380	1,162,690	21,804,189	356.16	61,220	387,565
INTER-AMERICAN DIVISION												
1 ATLANTIC CARIBBEAN UNION MISSION	29,325	2,053	31,378
2 Cayman Islands Conference	4,426,976	645.71	190,850	27.84	17,177	309,888	66,419	572,550	5,583,860	814.45	6,856	179,399
3 North Bahamas Conference	1,076,067	260.99	66,273	16.07	5,965	75,325	698	198,819	1,423,147	345.17	4,123	62,297
4 South Bahamas Conference	5,679,648	313.52	349,582	19.30	31,462	397,575	1,166	1,048,746	7,508,179	414.45	18,116	328,607
5 Turks and Caicos Islands Conference	1,174,003	290.95	48,608	12.05	4,375	82,180	1,746	145,824	1,456,736	361.03	4,035	45,692

STATISTICAL REPORT FOR 2022

Conference or Mission	Tithe and Offerings										Per Capita Basis	
1	7	8	9	10	11	12a	12b	13	14a	14b	Membership Basis	17
Conference or Mission	Tithe	Tithe Per Capita	World Mission Fund, Including Sabbath School	World Mission Fund Per Capita	Other General Conference Funds	Intradivision Funds	Ingathering Funds	Local Church Funds	Total Tithe and Offerings	Total Tithe and Offerings Per Capita	Membership Basis for Per Capita Calculations June 30, 2021	Sabbath School Mission Offerings
	US\$	US\$	US\$	US\$	US\$	US\$	US\$	US\$	US\$	US\$	US\$	US\$
INTER-AMERICAN DIVISION (CONT'D)												
Totals	12,386,019	373.86	655,313	19.78	58,979	867,021	70,029	1,965,939	16,003,300	483.05	33,130	615,995
6 BELIZE UNION MISSION	76,954	...	72	...	6	5,387	...	216	82,635	68
7 Central Belize Mission	507,814	32.60	33,815	2.17	3,043	35,547	3,697	101,445	685,361	44.00	15,575	31,786
8 North Belize Mission	556,448	32.56	29,349	1.72	2,641	38,951	183	88,047	715,619	41.88	17,088	27,588
9 South West Belize Mission	635,810	39.54	34,742	2.16	3,127	44,507	325	104,226	822,737	51.16	16,081	32,657
Totals	1,777,026	36.46	97,978	2.01	8,817	124,392	4,205	293,934	2,306,352	47.32	48,744	92,099
10 CARIBBEAN UNION CONFERENCE	60,746	5,163	65,909
11 East Caribbean Conference	6,636,902	239.51	318,283	11.49	28,645	564,137	30,281	954,849	8,533,097	307.94	27,710	299,186
12 Grenada Conference	2,042,075	142.04	104,010	7.23	9,361	173,576	30,330	312,030	2,671,382	185.81	14,377	97,769
13 Guyana Conference	4,306,715	64.80	251,646	3.79	22,648	366,071	204,899	754,938	5,906,917	88.88	66,461	236,547
14 North Caribbean Conference	7,780,718	475.83	387,069	23.67	34,836	661,361	129,295	1,161,207	10,154,486	620.99	16,352	363,845
15 South Caribbean Conference	9,197,162	153.67	259,027	4.33	23,312	781,759	18,683	777,081	11,057,024	184.75	59,849	243,485
16 South Leeward Conference	3,542,877	325.12	207,754	19.07	18,698	301,145	141,233	623,262	4,834,969	443.70	10,897	195,289
17 St Lucia Mission	2,480,524	101.70	108,865	4.46	9,798	173,637	...	326,595	3,099,419	127.07	24,391	102,333
18 St Vincent and the Grenadines Mission	1,281,878	88.59	68,432	4.73	6,159	89,731	...	205,296	1,651,496	114.14	14,469	64,326
19 Suriname Mission	187,603	34.42	10,317	1.89	929	13,132	...	30,951	242,932	44.57	5,450	9,698
20 Tobago Mission	2,328,272	268.85	109,162	12.61	9,825	162,979	...	327,486	2,937,724	339.23	8,660	102,612
Totals	39,845,472	160.27	1,824,565	7.34	164,211	3,292,691	554,721	5,473,695	51,155,355	205.76	248,616	1,715,090
21 CENTRAL MEXICAN UNION MISSION	196,461	13,752	210,213
22 Azteca Mexican Conference	1,376,272	69.27	94,031	4.73	8,463	96,339	2,638	282,093	1,859,836	93.60	19,869	88,389
23 Bajio Mexican Conference	1,542,145	146.42	93,002	8.83	8,370	107,950	4,172	279,006	2,034,645	193.19	10,532	87,422
24 Metropolitan Mexican Conference	1,934,789	53.04	132,647	3.64	11,938	135,435	4,399	397,941	2,617,149	71.75	36,478	124,688
25 Mexiquense Mexican Mission	512,048	56.72	33,563	3.72	3,021	35,843	3,315	100,689	688,479	76.27	9,027	31,549
26 Valley Mexican Conference	1,007,043	76.55	64,157	4.88	5,774	70,493	5,829	192,471	1,345,767	102.30	13,155	60,308
Totals	6,568,758	73.76	417,400	4.69	37,566	459,812	20,353	1,252,200	8,756,089	98.32	89,061	392,356
27 CHIAPAS MEXICAN UNION CONF	108,177	7,572	115,749
28 Central Chiapas Conference	2,671,655	83.25	228,885	7.13	20,600	187,016	12,822	686,655	3,807,633	118.64	32,093	215,152
29 Grijalva Conference	2,862,905	101.78	287,192	10.21	25,847	200,403	9,913	861,576	4,247,836	151.01	28,129	269,960
30 North Chiapas Conference	4,707,095	88.33	481,710	9.04	43,354	329,497	22,060	1,445,130	7,028,846	131.90	53,289	452,807
31 Palenque Mission	1,244,723	67.11	131,376	7.08	11,824	87,131	6,484	394,128	1,875,666	101.13	18,547	123,493
32 Soconusco Conference	2,712,633	95.67	242,618	8.56	21,836	189,884	17,904	727,854	3,912,729	138.00	28,354	228,061
33 South Chiapas Conference	2,922,986	76.78	264,881	6.96	23,839	204,609	19,846	794,643	4,230,804	111.13	38,071	248,988
34 Upper Chiapas Conference	3,079,800	62.94	271,016	5.54	24,391	215,586	15,676	813,048	4,419,517	90.33	48,929	254,755
35 West Chiapas Conference	3,379,530	109.50	395,873	12.83	35,629	236,567	19,408	1,187,619	5,254,626	170.25	30,864	372,121
Totals	23,689,504	85.13	2,303,551	8.28	207,320	1,658,265	124,113	6,910,653	34,893,406	125.39	278,276	2,165,337
36 CUBAN UNION CONFERENCE
37 Central Conference
38 Del Amanecer Conference
39 East Conference
40 Pinarena Mission
41 Villa Perla Mission
42 West Conference
Totals
43 DOMINICAN UNION CONFERENCE	667,599	...	62,015	...	5,581	46,732	...	186,045	967,972	58,294
44 Central Dominican Conference	6,010,265	91.09	532,117	8.06	47,891	420,719	7,666	1,596,351	8,615,009	130.57	65,980	500,190
45 East Dominican Conference	3,332,962	48.21	380,847	5.51	34,276	233,307	6,057	1,142,541	5,129,990	74.21	69,129	357,996
46 North Dominican Conference	2,959,775	79.42	285,001	7.65	25,650	207,184	14,163	855,003	4,346,776	116.63	37,269	267,901
47 Northeast Dominican Conference	2,013,143	51.23	162,390	4.13	14,615	140,920	1,353	487,170	2,819,591	71.76	39,293	152,647
48 South Dominican Conference	1,168,416	25.12	97,972	2.11	8,817	81,789	1,953	293,916	1,652,863	35.54	46,511	92,094
49 Southeast Dominican Conference	4,463,313	55.11	493,767	6.10	44,439	312,432	15,288	1,481,301	6,810,540	84.10	80,983	464,141
Totals	20,615,473	60.78	2,014,109	5.94	181,269	1,443,083	46,480	6,042,327	30,342,741	89.46	339,165	1,893,263
50 DUTCH CARIBBEAN UNION MISSION	282,154	19,751	301,905
51 Aruba Mission	396,789	329.56	39,558	32.86	3,560	27,775	...	118,674	586,356	487.01	1,204	37,185
52 Bonaire Mission	191,155	432.48	13,628	30.83	1,227	13,381	...	40,884	260,275	588.86	442	12,810
53 Curacao Conference	1,936,640	228.57	115,055	13.58	10,355	135,565	...	345,165	2,542,780	300.10	8,473	108,152
Totals	2,806,738	277.37	168,241	16.63	15,142	196,472	...	504,723	3,691,316	364.79	10,119	158,147
54 EAST VENEZUELA UNION MISSION	227,392	15,917	243,309
55 Central East Venezuela Conference	283,398	15.30	23,382	1.26	2,104	19,838	...	70,146	398,868	21.54	18,517	21,979
56 Central Llanos Venezuela Mission	90,624	6.00	10,508	0.70	946	6,344	71	31,524	140,017	9.27	15,100	9,878
57 Central Venezuela Conference	247,598	10.18	23,942	0.98	2,155	17,332	...	71,826	362,853	14.92	24,313	22,505
58 East Venezuela Conference	183,457	6.05	18,727	0.62	1,685	12,842	...	56,181	272,892	9.01	30,301	17,603
59 Northeast Venezuela Mission	162,040	9.60	16,325	0.97	1,469	11,343	...	48,975	240,152	14.22	16,884	15,346
60 South Bolivar Venezuela Mission	340,656	13.34	42,859	1.68	3,857	23,846	...	128,577	539,795	21.13	25,546	40,287
61 South Central Venezuela Conference	194,776	10.25	28,149	1.48	2,533	13,634	...	84,447	323,539	17.02	19,004	26,460
62 Southeast Venezuela Conference	145,491	4.53	16,564	0.52	1,491	10,184	...	49,692	223,422	6.95	32,134	15,570
Totals	1,875,432	10.32	180,456	0.99	16,240	131,280	71	541,368	2,744,847	15.10	181,799	169,628

GENERAL STATISTICS BY DIVISIONS FOR 2022

Conference or Mission	Tithe and Offerings										Per Capita Basis	
	7	8	9	10	11	12a	12b	13	14a	14b	Membership Basis for Per Capita Calculations June 30, 2021	17
1	Tithe	Tithe Per Capita	World Mission Fund, Including Sabbath School	World Mission Fund Per Capita	Other General Conference Funds	Intradivision Funds	Ingathering Funds	Local Church Funds	Total Tithe and Offerings	Total Tithe and Offerings Per Capita	Membership Basis for Per Capita Calculations June 30, 2021	Sabbath School Mission Offerings
	US\$	US\$	US\$	US\$	US\$	US\$	US\$	US\$	US\$	US\$	US\$	US\$
INTER-AMERICAN DIVISION (CONT'D)												
63 EL SALVADOR UNION MISSION	93,293	6,531	99,824
64 Central El Salvador Conference	1,090,295	47.37	68,426	2.97	6,158	76,321	26,000	205,278	1,472,478	63.98	23,015	64,320
65 East El Salvador Conference	1,549,590	28.09	144,374	2.62	12,994	108,471	41,600	433,122	2,290,151	41.51	55,166	135,712
66 Metropolitan El Salvador Conference	1,325,100	37.89	79,734	2.28	7,176	92,757	41,600	239,202	1,785,569	51.05	34,975	74,950
67 Paracentral El Salvador Conference	1,069,144	31.93	78,903	2.36	7,101	74,840	28,080	236,709	1,494,777	44.65	33,480	74,169
68 West El Salvador Conference	1,319,774	28.46	118,479	2.56	10,663	92,384	41,600	355,437	1,938,337	41.81	46,366	111,370
Totals	6,447,196	33.40	489,916	2.54	44,092	451,304	178,880	1,469,748	9,081,136	47.05	193,002	460,521
69 FRENCH ANTILLES-GUIANA UN CONF	6,598	462	7,060
70 French Guiana Mission	1,310,198	411.62	69,347	21.79	6,241	91,714	...	208,041	1,685,541	529.54	3,183	65,186
71 Guadeloupe Conference	4,530,580	429.15	305,711	28.96	27,514	317,141	...	917,133	6,098,079	577.63	10,557	287,368
72 Martinique Conference	6,845,416	416.31	352,364	21.43	31,713	479,179	...	1,057,092	8,765,574	533.10	16,443	331,222
Totals	12,692,792	420.53	727,422	24.10	65,468	888,496	...	2,182,266	16,556,444	548.54	30,183	683,776
73 GUATEMALA UNION MISSION	105,335	...	5,050	...	455	7,373	...	15,150	133,363	4,747
74 Atilpiano Guatemala Mission	1,545,425	54.16	106,832	3.74	9,615	108,180	27,091	320,496	2,117,639	74.21	28,534	100,422
75 Central Guatemala Conference	1,160,158	110.26	91,148	8.66	8,203	81,211	24,699	273,444	1,638,863	155.76	10,522	85,679
76 East Guatemala Mission	1,398,921	52.56	127,626	4.80	11,486	97,924	27,611	382,878	2,046,446	76.89	26,615	119,968
77 Lago Guatemala Mission	764,841	98.14	64,022	8.22	5,762	53,539	18,099	192,066	1,098,329	140.94	7,793	60,181
78 Metropolitan Guatemala Conference	1,462,874	124.80	98,732	8.42	8,886	102,401	28,217	296,196	1,997,306	170.39	11,722	92,808
79 North Guatemala Mission	1,606,233	43.26	119,192	3.21	10,727	112,436	33,936	357,576	2,240,100	60.33	37,128	112,040
80 South Guatemala Mission	2,101,005	57.10	185,418	5.04	16,688	147,070	37,103	556,254	3,043,538	82.72	36,795	174,293
81 West Guatemala Conference	2,519,799	61.28	207,236	5.04	18,651	176,386	35,275	621,708	3,579,055	87.04	41,118	194,802
Totals	12,664,591	63.25	1,005,256	5.02	90,473	886,520	232,031	3,015,768	17,894,639	89.37	200,227	944,940
82 HAITIAN UNION MISSION	61,191	4,283	65,474
83 Central Haiti Conference	994,517	13.20	97,298	1.29	8,757	69,616	...	291,894	1,462,082	19.41	75,329	91,460
84 North Haiti Mission	742,753	5.41	98,107	0.71	8,830	51,993	237	294,321	1,196,241	8.71	137,362	92,221
85 Northwest Haiti Mission	710,701	6.11	101,054	0.87	9,095	49,749	...	303,162	1,173,761	10.09	116,375	94,991
86 Plaine du cul de Sac Mission	1,064,758	16.78	119,732	1.89	10,776	74,533	...	359,196	1,628,995	25.67	63,469	112,548
87 South Haiti Mission	744,678	7.75	88,729	0.92	7,986	52,127	...	266,187	1,159,707	12.07	96,046	83,405
Totals	4,318,598	8.84	504,920	1.03	45,444	302,301	237	1,514,760	6,686,260	13.69	488,581	474,625
88 HONDURAS UNION MISSION	54,787	3,835	58,622
89 Atlantic Honduras Conference	1,049,155	85.53	81,252	6.62	7,313	73,441	18,511	243,756	1,473,428	120.11	12,267	76,377
90 Bay Islands Conference	1,050,738	327.54	56,065	17.48	5,046	73,552	...	168,195	1,353,596	421.94	3,208	52,701
91 Central Honduras Conference	1,467,825	97.89	90,061	6.01	8,105	102,748	24,547	270,183	1,963,469	130.95	14,994	84,657
92 Comayaguela Conference	1,171,337	45.78	81,616	3.19	7,345	81,994	14,085	244,848	1,601,225	62.58	25,586	76,719
93 Northwest Honduras Conference	1,915,242	82.84	117,320	5.07	10,559	134,067	26,273	351,960	2,555,421	110.53	23,119	110,281
Totals	6,709,084	84.74	426,314	5.38	38,368	469,637	83,416	1,278,942	9,005,761	113.75	79,174	400,735
94 INTER-OCEANIC MEXICAN UNION CONF.	59,409	4,159	63,568
95 Alpine Mission	1,635,195	102.86	141,799	8.92	12,762	114,464	15,822	425,397	2,345,439	147.54	15,897	133,291
96 Central Veracruz Mission	1,497,289	122.47	105,716	8.65	9,514	104,810	16,344	317,148	2,050,821	167.74	12,226	99,373
97 Chontalpa Conference	2,097,441	123.62	189,107	11.15	17,020	146,821	14,514	567,321	3,032,224	178.71	16,967	177,761
98 Isthmus Conference	2,081,098	97.41	191,647	8.97	17,248	145,677	38,261	574,941	3,048,872	142.71	21,364	180,148
99 Los Tuxtlas Mission	1,632,657	102.83	138,722	8.74	12,485	114,286	17,355	416,166	2,331,671	146.85	15,878	130,399
100 North Veracruz Conference	2,025,487	85.05	171,168	7.19	15,405	141,784	26,523	513,504	2,893,871	121.52	23,814	160,898
101 Oaxaca Conference	1,393,876	63.36	112,956	5.13	10,166	97,571	12,248	338,868	1,965,685	89.36	21,998	106,179
102 Olmecca Conference	2,494,774	105.35	264,966	11.19	23,847	174,634	22,646	794,898	3,775,765	159.44	23,681	249,068
103 South Pacific Conference	1,998,278	105.38	157,915	8.33	14,212	139,879	22,429	473,745	2,806,458	148.00	18,962	148,440
104 South Veracruz Conference	1,906,719	112.23	175,264	10.32	15,774	133,470	22,918	525,792	2,779,937	163.63	16,989	164,748
105 Southeast Veracruz Mexican Conference	2,739,928	123.78	250,440	11.31	22,540	191,795	37,652	751,320	3,993,675	180.42	22,136	235,414
Totals	21,562,151	102.72	1,899,700	9.05	170,973	1,509,350	246,712	5,699,100	31,087,986	148.10	209,912	1,785,719
106 JAMAICA UNION CONFERENCE	126,226	...	22,313	...	2,008	8,836	...	66,939	226,322	20,974
107 Central Jamaica Conference	7,367,124	69.81	243,809	2.31	21,943	515,699	103,102	731,427	8,983,104	85.13	105,526	229,180
108 East Jamaica Conference	6,605,917	88.27	228,216	3.05	20,539	462,414	71,722	684,648	8,073,456	107.88	74,834	214,523
109 North East Jamaica Conference	1,863,277	59.14	81,676	2.59	7,351	130,429	24,688	245,028	2,352,449	74.67	31,505	76,775
110 North Jamaica Conference	1,910,562	84.80	97,441	4.32	8,770	133,739	19,214	292,323	2,462,049	109.27	22,531	91,595
111 West Jamaica Conference	6,867,683	72.05	320,159	3.36	28,814	480,738	70,236	960,477	8,728,107	91.56	95,322	300,949
Totals	24,740,789	75.04	993,614	3.01	89,425	1,731,855	288,962	2,980,842	30,825,487	93.49	329,718	933,996
112 NORTH COLOMBIAN UNION CONF	58,160	4,071	120,497
113 Atlantic Colombian Conference	1,848,223	75.84	116,757	4.79	10,508	129,376	...	350,271	2,455,135	100.75	24,369	109,752
114 Caribbean Colombian Conference	1,574,413	55.88	97,336	3.45	8,760	110,209	...	292,008	2,082,726	73.92	28,175	91,496
115 Colombian Islands Mission	324,774	261.28	16,804	13.52	1,512	22,734	...	50,412	416,236	334.86	1,243	15,796
116 East Central Colombian Conference	1,513,391	111.27	109,851	8.08	9,887	105,937	...	329,553	2,068,619	152.09	13,601	103,260
117 East Colombian Conference	2,942,416	165.18	212,394	11.92	19,115	205,969	...	637,182	4,017,076	225.51	17,813	199,650
118 Northeast Colombian Conference	2,325,511	108.19	198,937	9.26	17,904	162,786	...	596,811	3,301,949	153.62	21,494	187,001
119 Southwest Colombian Mission	1,567,904	156.93	86,665	8.67	7,800	109,753	...	259,995	2,032,117	203.39	9,991	81,465
120 West Central Colombian Conference	2,494,338	127.05	150,527	7.67	13,547	174,604	...	451,581	3,284,597	167.30	19,633	141,495
Totals	14,649,130	107.46	989,271	7.26	89,033	1,025,439	58,266	2,967,813	19,778,952	145.09	136,319	929,915

STATISTICAL REPORT FOR 2022

Conference or Mission	Tithes and Offerings										Per Capita Basis	
1	7	8	9	10	11	12a	12b	13	14a	14b	Membership Basis	17
Conference or Mission	Tithes	Tithes Per Capita	World Mission Fund, Including Sabbath School	World Mission Fund Per Capita	Other General Conference Funds	Intradivision Funds	Ingathering Funds	Local Church Funds	Total Tithes and Offerings	Total Tithes and Offerings Per Capita	Membership Basis for Per Capita Calculations June 30, 2021	Sabbath School Mission Offerings
	US\$	US\$	US\$	US\$	US\$	US\$	US\$	US\$	US\$	US\$	US\$	US\$
INTER-AMERICAN DIVISION (CONT'D)												
121 NORTH MEXICAN UNION CONFERENCE	191,721	13,420	205,141
122 Baja California Conference	3,509,148	175.71	327,717	16.41	29,495	245,640	18,884	983,151	5,114,035	256.07	19,971	308,054
123 Chihuahua Mexican Conference	1,713,123	110.08	138,221	8.88	12,440	119,919	19,627	414,663	2,417,993	155.38	15,562	129,928
124 Gulf Mexican Conference	1,680,744	96.41	135,102	7.75	12,159	117,652	15,882	405,306	2,366,845	135.77	17,433	126,996
125 North Tamaulipas Mexican Conference	1,641,387	197.35	120,413	14.48	10,837	114,897	13,103	361,239	2,261,876	271.96	8,317	113,188
126 Northeast Mexican Conference	4,413,705	267.79	275,533	16.72	24,798	308,959	7,631	826,599	5,857,225	355.37	16,482	259,001
127 Northwest Mexican Mission	813,744	140.42	60,071	10.37	5,406	56,962	6,597	180,213	1,122,993	193.79	5,795	56,467
128 Regiomontana Mission	2,048,645	156.80	157,339	12.04	14,161	143,405	4,989	472,017	2,840,556	217.42	13,065	147,899
129 Sinaloa Mexican Conference	1,639,642	129.14	132,874	10.46	11,959	114,775	28,494	398,622	2,326,366	183.22	12,697	124,902
130 Sonora Mexican Conference	1,619,241	129.75	103,090	8.26	9,278	113,347	4,030	309,270	2,158,256	172.94	12,480	96,905
131 South Baja California Mission	338,928	165.01	23,291	11.34	2,096	23,725	5,308	69,873	463,221	225.52	2,054	21,894
132 West Mexican Conference	1,593,638	133.38	114,329	9.57	10,290	111,555	12,004	342,987	2,184,803	182.86	11,948	107,469
Totals	21,203,666	156.13	1,587,980	11.69	142,919	1,484,256	136,549	4,763,940	29,319,310	215.89	135,804	1,492,703
133 PANAMA UNION MISSION	62,878	4,401	67,279
134 Atlantic Panama Conference	763,919	60.55	85,443	6.77	7,690	53,474	13,874	256,329	1,180,729	93.58	12,617	80,316
135 Bocas del Toro Mission	563,137	111.53	67,941	13.46	6,115	39,420	10,386	203,823	890,822	176.44	5,049	63,865
136 Central Panama Conference	1,261,969	81.67	128,035	8.29	11,523	88,338	8,716	384,105	1,882,686	121.84	15,452	120,353
137 Metropolitan Panama Conference	2,329,295	90.70	207,304	8.07	18,657	163,051	12,377	621,912	3,352,596	130.55	25,680	194,866
138 Southeast Panama Mission	660,992	37.97	63,305	3.64	5,697	46,269	4,675	189,915	970,853	55.77	17,407	59,507
139 West Panama Conference	2,671,388	126.58	272,921	12.93	24,563	186,997	22,402	818,763	3,997,034	189.40	21,104	256,546
Totals	8,313,578	85.43	824,949	8.48	74,245	581,950	72,430	2,474,847	12,341,999	126.83	97,309	775,453
140 PUERTO RICAN UNION CONFERENCE	73,297	5,131	78,428
141 East Puerto Rico Conference	9,855,145	701.23	406,026	28.89	36,542	689,860	41,164	1,218,078	12,246,815	871.41	14,054	381,664
142 North Puerto Rico Conference	2,484,264	459.28	112,248	20.75	10,102	173,898	15,876	336,744	3,133,132	579.24	5,409	105,513
143 South Puerto Rico Conference	1,541,985	692.40	65,320	29.33	5,879	107,939	4,633	195,960	1,921,716	862.92	2,227	61,401
144 West Puerto Rico Conference	8,050,508	686.79	181,203	15.46	16,308	563,536	42,755	543,609	9,397,919	801.73	11,722	170,331
Totals	22,005,199	658.60	764,797	22.89	68,831	1,540,364	104,428	2,294,391	26,778,010	801.45	33,412	718,909
145 SOUTH CENTRAL AMERICAN UN MISS	91,417	6,399	97,816
146 Caribbean Costa Rica Mission	1,223,118	132.39	110,006	11.91	9,901	85,618	5,791	330,018	1,764,452	190.98	9,239	103,406
147 Central Nicaragua Mission	913,774	75.65	82,158	6.80	7,394	63,964	3,725	246,474	1,317,489	109.07	12,079	77,229
148 North Costa Rica Conference	1,937,851	162.45	140,260	11.76	12,623	135,650	12,375	420,780	2,659,539	222.95	11,929	131,844
149 Northwestern Nicaragua Mission	1,146,356	72.60	78,451	4.97	7,061	80,245	6,261	235,353	1,553,727	98.41	15,789	73,744
150 South Atlantic Nicaragua Mission	474,368	69.11	41,940	6.11	3,775	33,206	3,014	125,820	682,123	99.38	6,864	39,424
151 South-Central Costa Rica Conference	1,886,881	96.68	116,467	5.97	10,482	132,082	1,143	349,401	2,496,456	127.92	19,516	109,479
Totals	7,673,765	101.75	569,282	7.55	51,236	537,164	32,309	1,707,846	10,571,602	140.18	75,416	535,126
152 SOUTH COLOMBIAN UNION CONF	323,190	...	19,009	...	1,711	22,623	...	57,027	423,560	17,868
153 Central Colombian Conference	1,468,076	75.69	97,904	5.05	8,811	102,765	...	293,712	1,971,268	101.63	19,396	92,030
154 East Los Llanos Conference	1,508,430	72.73	112,255	5.41	10,103	105,590	...	336,765	2,073,143	99.96	20,740	105,520
155 Northwestern Bogota and Boyaca Mission	791,317	113.05	49,680	7.10	4,471	55,392	...	149,040	1,049,900	149.99	7,000	46,699
156 Pacific Colombian Conference	1,451,513	77.05	83,442	4.43	7,510	101,606	...	250,326	1,894,397	100.56	18,838	78,435
157 South Andean Mission	780,489	69.49	56,598	5.04	5,094	54,634	...	169,794	1,066,609	94.97	11,231	53,202
158 South Bogota Conference	889,871	48.44	57,834	3.15	5,205	62,291	...	173,502	1,188,703	64.71	18,371	54,364
159 South Colombian Conference	1,414,283	49.01	95,750	3.32	8,618	99,000	...	287,250	1,904,901	66.01	28,856	90,005
160 South Pacific Mission	669,038	75.74	41,587	4.71	3,743	46,833	...	124,761	885,962	100.30	8,833	39,092
161 Upper Magdalena Conference	1,742,659	66.38	92,742	3.53	8,347	121,986	...	278,226	2,243,960	85.48	26,252	87,177
Totals	11,038,866	69.20	706,801	4.43	63,613	772,720	...	2,120,403	14,702,403	92.17	159,517	664,392
162 SOUTHEAST MEXICAN UNION MISSION	74,660	5,226	79,886
163 Campeche Mission	1,545,263	136.23	130,888	11.54	11,780	108,168	20,109	392,664	2,208,872	194.73	11,343	123,035
164 Central Tabasco Conference	2,768,034	157.09	227,927	12.93	20,513	193,762	26,239	683,781	3,920,256	222.48	17,621	214,251
165 East Tabasco Mission	1,064,355	149.74	99,228	13.96	8,931	74,505	10,435	297,684	1,555,138	218.79	7,108	93,274
166 Mayab Conference	2,141,825	151.27	169,369	11.96	15,243	149,928	...	508,107	2,984,472	210.78	14,159	159,207
167 North Quintana Roo Conference	2,698,572	231.86	230,214	19.78	20,719	188,900	...	690,642	3,829,047	328.98	11,639	216,401
168 South Quintana Roo Mission	1,758,339	187.26	176,430	18.79	15,879	123,084	...	529,290	2,603,022	277.21	9,390	165,844
169 South Tabasco Conference	1,824,057	127.70	146,714	10.27	13,204	127,684	...	440,142	2,551,801	178.65	14,284	137,911
Totals	13,875,105	162.20	1,180,770	13.80	106,269	971,257	56,783	3,542,310	19,732,494	230.67	85,544	1,109,923
170 WEST VENEZUELA UNION MISSION	279,730	...	446	...	40	19,581	...	1,338	301,135	419
171 Central Andean Venezuela Mission	116,819	10.49	11,425	1.03	1,028	8,177	...	34,275	171,724	15.43	11,132	10,740
172 East Andean Venezuela Mission	111,176	7.34	9,910	0.65	892	7,782	...	29,730	159,490	10.53	15,140	9,315
173 North Central Venezuela Conference	193,023	9.65	20,134	1.01	1,812	13,512	...	60,402	288,883	14.44	19,999	18,926
174 Northwestern Venezuela Mission	114,798	12.02	8,370	0.88	753	8,036	...	25,110	157,067	16.45	9,548	7,868
175 Portuguese Venezuela Mission	171,138	11.28	17,690	1.17	1,592	11,980	...	53,070	255,470	16.83	15,178	16,629
176 Southwest Venezuela Conference	330,533	12.79	33,484	1.30	3,014	23,137	...	100,452	490,620	18.99	25,833	31,475
177 West Central Venezuela Conference	292,046	11.57	29,416	1.17	2,647	20,443	...	88,248	432,800	17.15	25,236	27,651
178 West Los Llanos Venezuela Conference	185,330	14.18	15,200	1.16	1,368	12,973	...	45,600	260,471	19.93	13,073	14,288
179 West Venezuela Conference	267,604	10.21	20,326	0.78	1,829	18,732	...	60,978	369,469	14.10	26,208	19,106
180 Yaracuy Venezuela Mission	167,239	14.37	17,653	1.52	1,589	11,707	...	52,959	251,147	21.58	11,639	16,594
Totals	2,229,436	12.89	184,054	1.06	16,564	156,060	...	552,162	3,138,276	18.14	172,983	173,011

GENERAL STATISTICS BY DIVISIONS FOR 2022

Conference or Mission	Tithe and Offerings										Per Capita Basis	
	7	8	9	10	11	12a	12b	13	14a	14b	Membership Basis for Per Capita Calculations June 30, 2021	17
1	Tithe	Tithe Per Capita	World Mission Fund, Including Sabbath School	World Mission Fund Per Capita	Other General Conference Funds	Intradivision Funds	Ingathering Funds	Local Church Funds	Total Tithe and Offerings	Total Tithe and Offerings Per Capita		Sabbath School Mission Offerings
	US\$	US\$	US\$	US\$	US\$	US\$	US\$	US\$	US\$	US\$	US\$	US\$
INTER-AMERICAN DIVISION (CONT'D)												
181 INTER-AMERICAN DIVISION	1,502,828	...	7,321	...	659	21,963	1,532,771	...	140	6,882
182 Atlantic Caribbean Union Mission	12,386,019	373.86	655,313	19.78	58,979	867,021	70,029	1,965,939	16,003,300	483.05	33,130	615,995
183 Belize Union Mission	1,777,026	36.46	97,978	2.01	8,817	124,392	4,205	293,934	2,306,352	47.32	48,744	92,099
184 Caribbean Union Conference	39,845,472	160.27	1,824,565	7.34	164,211	3,292,691	554,721	5,473,695	51,155,355	205.76	248,616	1,715,090
185 Central Mexican Union Mission	6,568,758	73.76	417,400	4.69	37,566	459,812	20,353	1,252,200	8,756,089	98.32	89,061	392,356
186 Chiapas Mexican Union Conference	23,689,504	85.13	2,303,551	8.28	207,320	1,658,265	124,113	6,910,653	34,893,406	125.39	278,276	2,165,337
187 Cuban Union Conference
188 Dominican Union Conference	20,615,473	60.78	2,014,109	5.94	181,269	1,443,083	46,480	6,042,327	30,342,741	89.46	339,165	1,893,263
189 Dutch Caribbean Union Mission	2,806,738	277.37	168,241	16.63	15,142	196,472	...	504,723	3,691,316	364.79	10,119	158,147
190 East Venezuela Union Mission	1,875,432	10.32	180,456	0.99	16,240	131,280	71	541,368	2,744,847	15.10	181,799	169,628
191 El Salvador Union Mission	6,447,196	33.40	489,916	2.54	44,092	451,304	178,880	1,469,748	9,081,136	47.05	193,002	460,521
192 French Antilles-Guiana Union Conference	12,692,792	420.53	727,422	24.10	65,468	888,496	...	2,182,266	16,556,444	548.54	30,183	683,776
193 Guatemala Union Mission	12,664,591	63.25	1,005,256	5.02	90,473	886,520	232,031	3,015,768	17,894,639	89.37	200,227	944,940
194 Haitian Union Mission	4,318,598	8.84	504,920	1.03	45,444	302,301	237	1,514,760	6,686,260	13.69	488,581	474,625
195 Honduras Union Mission	6,709,084	84.74	426,314	5.38	38,368	469,637	83,416	1,278,942	9,005,761	113.75	79,174	400,735
196 Inter-Oceanic Mexican Union Conference	21,562,151	102.72	1,899,700	9.05	170,973	1,509,350	246,712	5,699,100	31,087,986	148.10	209,912	1,785,719
197 Jamaica Union Conference	24,740,789	75.04	993,614	3.01	89,425	1,731,855	288,962	2,980,842	30,825,487	93.49	329,718	933,996
198 North Colombian Union Conference	14,649,130	107.46	989,271	7.26	89,033	1,025,439	58,266	2,967,813	19,778,952	145.09	136,319	929,915
199 North Mexican Union Conference	21,203,666	156.13	1,587,980	11.69	142,919	1,484,256	136,549	4,763,940	29,319,310	215.89	135,804	1,492,703
200 Panama Union Mission	8,313,578	85.43	824,949	8.48	74,245	581,950	72,430	2,474,847	12,341,999	126.83	97,309	775,453
201 Puerto Rican Union Conference	22,005,199	658.60	764,797	22.89	68,831	1,540,364	104,428	2,294,391	26,778,010	801.45	33,412	718,909
202 South Central American Union Mission	7,673,765	101.75	569,282	7.55	51,236	537,164	32,309	1,707,846	10,571,602	140.18	75,416	535,126
203 South Colombian Union Conference	11,038,866	69.20	706,801	4.43	63,613	772,720	...	2,120,403	14,702,403	92.17	159,517	664,392
204 Southeast Mexican Union Mission	13,875,105	162.20	1,180,770	13.80	106,269	971,257	56,783	3,542,310	19,732,494	230.67	85,544	1,109,923
205 West Venezuela Union Mission	2,229,436	12.89	184,054	1.06	16,564	156,060	...	552,162	3,138,276	18.14	172,983	173,011
DIVISION TOTALS	301,191,196	82.38	20,523,980	5.61	1,847,156	21,481,689	2,310,975	61,571,940	408,926,936	111.85	3,656,151	19,292,541
INTER-EUROPEAN DIVISION												
1 AUSTRIAN UN OF CHURCHES CONF	8,167,274	1,887.95	656,669	151.80	72,864	22,000	8,918,807	2,061.68	4,326	416,561
2 BULGARIAN UN OF CHURCHES CONF	2,977,915	423.48	80,466	11.44	558	3,058,939	435.00	7,032	56,434
3 CZECHO-SLOVAKIAN UNION CONF
4 Bohemian Conference	3,062,220	934.17	161,919	49.40	599	3,210	3,227,948	984.73	3,278	111,211
5 Moravia-Silesian Conference	3,087,690	754.94	246,699	60.32	1,410	6,573	3,342,372	817.21	4,090	150,097
6 Slovakian Conference	1,374,447	639.58	117,389	54.62	1,209	5,532	1,498,577	697.34	2,149	72,884
Totals	7,524,357	790.62	526,007	55.27	3,218	15,315	8,068,897	847.84	9,517	334,192
7 FRANCO-BELGIAN UNION CONFERENCE	150,991	...	52	103	151,146
8 Belgian-Luxembourg Conference	1,854,767	626.19	113,777	38.41	1,453	9,653	1,979,650	668.35	2,962	88,987
9 North France Conference	9,397,317	813.27	239,543	20.73	52	20,144	9,657,056	835.75	11,555	155,603
10 South France Conference	4,603,210	928.44	127,480	25.71	1,859	2,784	4,735,333	955.09	4,958	72,850
Totals	16,006,285	821.89	480,852	24.69	3,364	32,684	16,523,185	848.43	19,475	317,440
11 ITALIAN UNION OF CHURCHES CONF	5,925,783	634.86	360,322	38.60	14,481	27,674	6,328,260	677.98	9,334	301,321
12 NORTH GERMAN UNION CONFERENCE
13 Berlin-Central German Conference	7,503,258	1,136.34	358,757	54.33	19,070	137,884	8,018,969	1,214.44	6,603	194,965
14 Hanseatic Conference	6,637,198	1,098.87	399,655	66.17	13,703	115,606	7,166,162	1,186.45	6,040	226,397
15 Northern Rhenish-Westfalian Conference	7,525,614	1,238.17	553,374	91.05	18,647	121,404	8,219,039	1,352.26	6,078	349,784
Totals	21,666,070	1,157.31	1,311,786	70.07	51,420	374,894	23,404,170	1,250.16	18,721	771,146
16 PORTUGUESE UN OF CHURCHES CONF	7,467,283	726.81	227,486	22.14	22,114	46,604	7,763,487	755.64	10,274	102,370
17 ROMANIAN UNION CONFERENCE	256,470	...	10	256,480
18 Banat Conference	2,771,811	425.71	191,699	29.44	5,986	10,837	2,980,333	457.74	6,511	126,800
19 Moldavia Conference	4,985,557	433.98	414,975	36.12	8,645	17,921	5,427,098	472.41	11,488	247,860
20 Muntenia Conference	7,622,832	440.68	520,687	30.10	13,115	26,454	8,183,088	473.07	17,298	325,351
21 North Transylvania Conference	2,796,466	383.76	192,150	26.37	6,689	11,898	3,007,203	412.68	7,287	137,795
22 Oltenia Conference	3,808,834	375.40	256,907	25.32	6,392	12,608	4,084,741	402.60	10,146	159,937
23 South Transylvania Conference	4,106,283	439.60	231,357	24.77	8,241	16,927	4,362,808	467.06	9,341	162,105
Totals	26,348,253	424.49	1,807,785	29.12	49,068	96,645	28,301,751	455.96	62,071	1,159,848
24 SOUTH GERMAN UNION CONFERENCE	227	...	1,248	57,656	59,131
25 Baden-Wuerttemberg Conference	12,233,190	1,918.03	759,142	119.03	14,835	738,193	13,745,360	2,155.12	6,378	481,430
26 Bavarian Conference	6,765,074	1,503.68	411,976	91.57	12,736	440,624	7,630,410	1,696.02	4,499	255,601
27 Central Rhenish Conference	6,375,423	1,374.01	346,439	74.66	3,770	380,744	7,106,376	1,531.55	4,640	206,618
Totals	25,373,687	1,635.22	1,517,784	97.81	32,589	1,617,217	28,541,277	1,839.36	15,517	943,649
28 SPANISH UNION OF CHURCHES CONF	10,818,533	622.36	314,245	18.08	124	68,557	11,201,459	644.39	17,383	267,074
29 SWISS UNION CONFERENCE
30 French-Italian Swiss Conference	4,060,851	1,841.66	218,647	99.16	30,730	16,714	4,326,942	1,962.33	2,205	159,437

STATISTICAL REPORT FOR 2022

Conference or Mission	Tithe and Offerings										Per Capita Basis	17
1	7	8	9	10	11	12a	12b	13	14a	14b	Membership Basis for Per Capita Calculations June 30, 2021	17
Conference or Mission	Tithe	Tithe Per Capita	World Mission Fund, Including Sabbath School	World Mission Fund Per Capita	Other General Conference Funds	Intradivision Funds	Ingathering Funds	Local Church Funds	Total Tithe and Offerings	Total Tithe and Offerings Per Capita	Membership Basis for Per Capita Calculations June 30, 2021	Sabbath School Mission Offerings
	US\$	US\$	US\$	US\$	US\$	US\$	US\$	US\$	US\$	US\$	US\$	US\$
INTER-EUROPEAN DIVISION (CONT'D)												
31 German Swiss Conference	8,424,521	3,339.09	564,243	223.64	67,721	77,823	9,134,308	3,620.42	2,523	436,636
Totals	12,485,372	2,640.73	782,890	165.59	98,451	94,537	13,461,250	2,847.13	4,728	596,073
32 INTER-EUROPEAN DIVISION	19,087	...	309	19,396
33 Austrian Union of Churches Conference	8,167,274	1,887.95	656,669	151.80	72,864	22,000	8,918,807	2,061.68	4,326	416,561
34 Bulgarian Union of Churches Conference	2,977,915	423.48	80,466	11.44	558	3,058,939	435.00	7,032	56,434
35 Czecho-Slovakian Union Conference	7,524,357	790.62	526,007	55.27	3,218	15,315	8,068,897	847.84	9,517	334,192
36 Franco-Belgian Union Conference	16,006,285	821.89	480,852	24.69	3,364	32,684	16,523,185	848.43	19,475	317,440
37 Italian Union of Churches Conference	5,925,783	634.86	360,322	38.60	14,481	27,674	6,328,260	677.98	9,334	301,321
38 North German Union Conference	21,666,070	1,157.31	1,311,786	70.07	51,420	374,894	23,404,170	1,250.16	18,721	771,146
39 Portuguese Union of Churches Conference	7,467,283	726.81	227,486	22.14	22,114	46,604	7,763,487	755.64	10,274	102,370
40 Romanian Union Conference	26,348,253	424.49	1,807,785	29.12	49,068	96,645	28,301,751	455.96	62,071	1,159,848
41 South German Union Conference	25,373,687	1,635.22	1,517,784	97.81	32,589	1,617,217	28,541,277	1,839.36	15,517	943,649
42 Spanish Union of Churches Conference	10,818,533	622.36	314,245	18.08	124	68,557	11,201,459	644.39	17,383	267,074
43 Swiss Union Conference	12,485,372	2,640.73	782,890	165.59	98,451	94,537	13,461,250	2,847.13	4,728	596,073
DIVISION TOTALS	144,779,899	811.65	8,066,601	45.22	348,251	2,396,127	155,590,878	872.25	178,378	5,266,108
NORTH AMERICAN DIVISION												
1 ATLANTIC UNION CONFERENCE
2 Bermuda Conference	4,888,733	1,238.91	73,768	18.69	16,723	8,132	13,160	...	5,000,516	1,267.24	3,946	65,855
3 Greater New York Conference	29,669,486	919.02	590,880	18.30	203,482	63,882	80,280	17,004,640	47,612,650	1,474.81	32,284	563,904
4 New York Conference	6,019,924	1,003.49	94,114	15.69	63,020	21,804	3,150	2,357,755	8,559,767	1,426.87	5,999	88,324
5 Northeastern Conference	52,128,143	860.19	566,389	9.35	119,333	49,333	68,145	17,051,735	69,983,078	1,154.82	60,601	565,279
6 Northern New England Conference	7,174,248	1,357.73	114,716	21.71	103,573	22,220	12,396	3,876,249	11,303,402	2,139.18	5,284	99,779
7 Southern New England Conference	22,748,021	1,144.21	272,625	13.71	185,059	65,145	12,437	13,178,159	36,461,446	1,833.98	19,881	261,431
Totals	122,628,555	958.07	1,712,492	13.38	691,190	230,516	189,568	53,468,538	178,920,859	1,397.87	127,995	1,644,572
8 CANADA, SDA CHURCH IN.
9 Alberta Conference	14,416,909	1,180.36	662,760	54.26	247,481	18,743	...	5,473,525	20,819,418	1,704.55	12,214	567,178
10 British Columbia Conference	13,227,508	1,198.58	438,656	39.75	218,421	10,016	2,454	7,543,220	21,440,275	1,942.76	11,036	414,746
11 Manitoba-Saskatchewan Conference	4,465,661	1,099.10	108,554	26.72	45,290	1,948	4,435	1,610,893	6,236,781	1,535.02	4,063	100,259
12 Maritime Conf of the SDA Church, Inc	2,046,202	1,171.27	63,451	36.32	21,288	1,798	3,836	891,789	3,028,364	1,733.47	1,747	58,250
13 Ontario Conference	30,559,240	871.03	499,205	14.23	263,054	14,941	2,182	17,353,936	48,692,558	1,387.89	35,084	475,110
14 Quebec Conference	7,375,047	824.12	187,456	20.95	37,277	818	...	3,530,158	11,130,756	1,243.80	8,949	173,986
15 SDA Church in Newfoundland & Labrador	578,414	1,138.61	8,591	16.91	22,991	829	...	220,336	831,161	1,636.14	508	7,635
Totals	72,668,981	987.34	1,968,673	26.75	855,802	49,093	12,907	36,623,857	112,179,313	1,524.15	73,601	1,797,164
16 COLUMBIA UNION CONFERENCE.
17 Allegheny East Conference	38,158,791	1,182.19	342,481	10.61	137,129	79,479	22,985	...	38,740,865	1,200.23	32,278	337,802
18 Allegheny West Conference	8,354,394	483.72	41,718	2.42	18,364	12,968	2,663	2,689,420	11,119,527	643.83	17,271	41,354
19 Chesapeake Conference	23,957,382	1,433.63	388,886	23.27	272,359	78,313	40,765	...	24,737,705	1,480.32	16,711	372,556
20 Mountain View Conference	3,257,708	1,451.74	79,625	35.48	17,805	16,665	20,890	1,424,373	4,817,066	2,146.64	2,244	77,259
21 New Jersey Conference of SDA, Inc.	15,399,429	876.16	335,259	19.07	141,802	57,352	12,552	8,117,074	24,063,468	1,369.11	17,576	324,881
22 Ohio Conference	16,077,563	1,237.97	234,653	18.07	247,608	51,818	7,480	4,607,757	21,226,879	1,634.47	12,987	221,193
23 Pennsylvania Conference	15,359,376	1,196.31	229,417	17.87	150,469	44,759	9,269	6,544,208	22,337,498	1,739.82	12,839	218,861
24 Potomac Conference	40,601,736	1,067.48	377,978	9.94	420,665	73,042	33,181	...	41,506,602	1,091.27	38,035	367,039
Totals	161,166,379	1,074.87	2,030,017	13.54	1,406,201	414,396	149,785	23,382,832	188,549,610	1,257.49	149,941	1,960,945
25 LAKE UNION CONFERENCE
26 Illinois Conference	13,594,705	994.56	221,395	16.20	137,142	41,961	476	7,003,430	20,999,109	1,536.26	13,669	207,890
27 Indiana Conference	12,171,245	1,344.59	351,802	38.86	90,992	81,598	10,898	6,987,576	19,694,111	2,175.66	9,052	334,020
28 Lake Region Conference	12,341,340	392.95	87,271	2.78	69,894	22,470	59	4,364,806	16,885,840	537.65	31,407	82,248
29 Michigan Conference	40,028,988	1,503.04	1,231,036	46.22	475,521	203,164	67,604	20,283,444	62,289,757	2,338.91	26,632	1,176,639
30 Wisconsin Conference	8,597,008	1,102.46	283,416	36.34	88,596	46,242	5,300	3,721,593	12,742,155	1,634.03	7,798	268,998
Totals	86,733,286	979.40	2,174,920	24.56	862,145	395,435	84,337	42,360,849	132,610,972	1,497.45	88,558	2,069,795
31 MID-AMERICA UNION CONFERENCE
32 Central States Conference	5,182,873	565.45	46,170	5.04	4,870	3,520	641	3,087,158	8,325,232	908.27	9,166	44,824
33 Dakota Conference	5,635,394	1,462.60	142,588	37.01	55,766	31,890	2,965	2,582,373	8,450,976	2,193.35	3,853	137,056
34 Iowa-Missouri Conference	12,135,040	1,014.21	304,096	25.42	129,644	67,781	19,046	6,035,699	18,691,306	1,562.17	11,965	281,654
35 Kansas-Nebraska Conference	14,104,647	1,206.56	271,217	23.20	159,748	54,917	4,095	7,980,332	22,574,956	1,931.13	11,690	253,419
36 Minnesota Conference	10,834,326	1,014.36	228,860	21.43	112,497	45,904	3,858	5,695,931	16,921,376	1,584.25	10,681	211,905
37 Rocky Mountain Conference	19,592,514	1,122.65	410,307	23.51	189,849	75,927	11,371	11,520,459	31,800,427	1,822.17	17,452	390,506
Totals	67,484,794	1,041.32	1,403,238	21.65	652,374	279,939	41,976	36,901,952	106,764,273	1,647.42	64,807	1,319,364
38 NORTH PACIFIC UNION CONFERENCE
39 Alaska Conference	4,956,337	1,275.43	62,159	16.00	97,579	23,977	1,016	2,409,943	7,551,011	1,943.13	3,886	57,222
40 Idaho Conference of SDA, Inc	7,674,892	1,100.19	173,777	24.91	191,789	28,017	1,244	7,590,572	15,660,291	2,244.88	6,976	162,932
41 Montana Conference	5,216,619	1,282.04	127,855	31.42	113,473	46,249	4,628	2,640,338	8,149,162	2,002.74	4,069	117,544
42 Oregon Conference	34,482,906	943.32	675,212	18.47	537,919	150,626	9,439	20,561,864	56,417,966	1,543.37	36,555	644,848

GENERAL STATISTICS BY DIVISIONS FOR 2022

Conference or Mission	Tithe and Offerings										Per Capita Basis	
	7	8	9	10	11	12a	12b	13	14a	14b	Membership Basis for Per Capita Calculations June 30, 2021	17
1	Tithe	Tithe Per Capita	World Mission Fund, Including Sabbath School	World Mission Fund Per Capita	Other General Conference Funds	Intradivision Funds	Ingathering Funds	Local Church Funds	Total Tithe and Offerings	Total Tithe and Offerings Per Capita		Sabbath School Mission Offerings
	US\$	US\$	US\$	US\$	US\$	US\$	US\$	US\$	US\$	US\$	US\$	US\$
NORTH AMERICAN DIVISION (CONT'D)												
43 Upper Columbia Conference	30,573,336	1,126.09	726,462	26.76	478,937	140,725	12,355	18,825,956	50,757,771	1,869.53	27,150	619,231
44 Washington Conference	24,040,410	1,003.15	343,991	14.35	364,964	95,263	9,957	329,189	25,183,774	1,050.86	23,965	321,313
Totals	106,944,500	1,042.33	2,109,456	20.56	1,784,661	484,857	38,639	52,357,862	163,719,975	1,595.70	102,601	1,923,090
PACIFIC UNION CONFERENCE												
45 Arizona Conference	17,564,680	851.29	324,536	15.73	241,350	61,137	8,691	11,453,844	29,654,238	1,437.22	20,633	311,630
47 Central California Conference of SDA	30,169,935	889.97	300,476	8.86	351,035	85,658	10,515	21,765,631	52,683,250	1,554.08	33,900	284,495
48 Hawaii Conference	5,937,809	944.31	151,654	24.12	60,569	17,831	3,106	3,741,077	9,912,046	1,576.34	6,288	147,585
49 Nevada-Utah Conference	8,633,894	814.36	109,897	10.37	66,173	18,251	3,108	4,904,399	13,735,722	1,295.58	10,602	102,219
50 Northern California Conference of SDA	47,660,928	1,174.84	553,351	13.64	575,774	175,088	27,607	23,539,991	72,532,739	1,787.93	40,568	521,322
51 Southeastern California Conference	64,759,362	931.08	855,331	12.30	886,170	165,549	30,409	51,148,964	117,845,785	1,694.33	69,553	828,537
52 Southern California Conference	37,505,914	977.00	515,355	13.42	394,165	75,214	23,122	26,649,599	65,163,369	1,697.45	38,389	506,662
Totals	212,232,522	964.99	2,810,600	12.78	2,575,236	598,728	106,558	143,203,505	361,527,149	1,643.81	219,933	2,702,450
SOUTHERN UNION CONFERENCE												
53 Carolina Conference	31,373,363	1,286.27	749,280	30.72	304,795	120,786	36,678	17,770,670	50,355,572	2,064.51	24,391	679,766
55 Florida Conference	73,448,167	1,114.83	917,824	13.93	1,187,864	225,178	76,009	47,881,974	123,737,016	1,878.13	65,883	876,576
56 Georgia-Cumberland Conference	67,542,819	1,575.38	1,245,565	29.05	1,410,300	278,725	80,907	36,795,842	107,354,158	2,503.95	42,874	1,168,490
57 Gulf States Conference	13,912,706	1,068.15	310,096	23.81	151,848	77,878	15,822	5,049,085	19,517,435	1,498.46	13,025	293,207
58 Kentucky-Tennessee Conference	20,459,611	1,283.06	360,677	22.62	224,712	88,674	34,121	9,491,567	30,659,362	1,922.70	15,946	335,392
59 South Atlantic Conference	27,969,377	549.25	314,371	6.17	120,784	65,447	14,970	15,247,342	43,732,291	858.79	50,923	284,379
60 South Central Conference	24,640,635	644.49	177,460	4.64	81,266	27,811	31,668	...	24,958,840	652.81	38,233	168,302
61 Southeastern Conference	30,803,353	530.06	198,752	3.42	78,203	34,705	...	7,331,529	38,446,542	661.58	58,113	180,470
Totals	290,150,031	937.82	4,274,025	13.81	3,559,772	919,204	290,175	139,568,009	438,761,216	1,418.16	309,388	3,986,582
SOUTHWESTERN UNION CONFERENCE												
62 Arkansas-Louisiana Conference	13,507,681	1,011.28	284,560	21.30	161,964	68,044	39,588	497,884	14,559,721	1,090.04	13,357	273,328
64 Oklahoma Conference	8,820,515	1,010.60	222,000	25.44	67,281	36,865	6,371	5,173,495	14,326,527	1,641.44	8,728	211,531
65 Southwest Region Conference	14,175,532	517.15	93,876	3.42	36,028	26,418	11,000	8,989,994	23,332,848	851.22	27,411	89,120
66 Texas Conference	63,871,905	1,005.43	1,022,277	16.09	541,912	188,852	93,143	34,989,709	100,707,798	1,585.28	63,527	975,847
67 Texico Conference	8,832,632	735.01	215,392	17.92	81,105	37,125	10,907	5,923,226	15,100,387	1,256.59	12,017	208,508
Totals	109,208,265	873.39	1,838,105	14.70	888,290	357,304	161,009	55,574,308	168,027,281	1,343.79	125,040	1,758,334
ATTACHED FIELD												
68 Guam-Micronesia Mission	2,867,162	492.47	45,565	7.83	29,049	7,692	649	...	2,950,117	506.72	5,822	45,045
NORTH AMERICAN DIVISION												
70 Atlantic Union Conference	122,628,555	958.07	1,712,492	13.38	691,190	230,516	189,568	53,468,538	178,920,859	1,397.87	127,995	1,644,572
71 Canada, SDA Church in	72,668,981	987.34	1,968,673	26.75	855,802	49,093	12,907	36,623,857	112,179,313	1,524.15	73,601	1,797,164
72 Columbia Union Conference	161,166,379	1,074.87	2,030,017	13.54	1,406,201	414,396	149,785	23,382,832	188,549,610	1,257.49	149,941	1,960,945
74 Lake Union Conference	86,733,286	979.40	2,174,920	24.56	862,145	395,435	84,337	42,360,849	132,610,972	1,497.45	88,558	2,069,795
75 Mid-America Union Conference	67,484,794	1,041.32	1,403,238	21.65	652,374	279,939	41,976	36,901,952	106,764,273	1,647.42	64,807	1,319,364
76 North Pacific Union Conference	106,944,500	1,042.33	2,109,456	20.56	1,784,661	484,857	38,639	52,357,862	163,719,975	1,595.70	102,601	1,923,090
77 Pacific Union Conference	212,232,522	964.99	2,810,600	12.78	2,575,236	598,728	106,558	143,203,505	361,527,149	1,643.81	219,933	2,702,450
78 Southern Union Conference	290,150,031	937.82	4,274,025	13.81	3,559,772	919,204	290,175	139,568,009	438,761,216	1,418.16	309,388	3,986,582
79 Southwestern Union Conference	109,208,265	873.39	1,838,105	14.70	888,290	357,304	161,009	55,574,308	168,027,281	1,343.79	125,040	1,758,334
80 Attached Field	2,867,162	492.47	45,565	7.83	29,049	7,692	649	...	2,950,117	506.72	5,822	45,045
DIVISION TOTALS	1,232,084,475	971.90	20,587,679	16.24	13,304,720	3,737,164	1,075,603	583,441,712	1,854,231,353	1,462.66	1,267,711	19,274,867
NORTHERN ASIA-PACIFIC DIVISION												
1 JAPAN UNION CONFERENCE												
1 Japan Union Conference	666,054	...	4,334	48,249	718,637
2 East Japan Conference	4,379,417	556.19	124,517	15.81	...	336,978	...	1,427,074	6,267,986	796.04	7,874	...
3 Okinawa Mission	758,324	373.37	21,690	10.68	...	69,575	...	284,399	1,133,988	558.34	2,031	...
4 West Japan Conference	2,265,171	444.15	70,457	13.82	...	187,756	...	736,678	3,260,062	639.23	5,100	...
Totals	8,068,966	537.75	220,998	14.73	...	642,558	...	2,448,151	11,380,673	758.46	15,005	...
5 KOREAN UNION CONFERENCE												
(7,401)												
5 East Central Korean Conference	18,309,768	222.81	276,793	3.37	...	379,445	47,520	5,506,191	24,519,717	298.38	82,175	...
7 Jeju Region	556,987	470.43	13,222	11.17	...	19,009	968	392,409	982,595	829.89	1,184	...
8 Midwest Korean Conference	10,624,816	331.94	195,787	6.12	...	236,953	21,992	1,535,127	12,614,675	394.11	32,008	...
9 North Korean Mission
10 Southeast Korean Conference	8,273,616	238.03	116,697	3.36	...	172,068	33,240	2,789,581	11,385,202	327.55	34,759	...
11 Southwest Korean Conference	7,201,212	315.34	116,211	5.09	...	279,968	28,887	1,296,120	8,922,398	390.72	22,836	...
12 West Central Korean Conference	19,978,864	231.54	326,128	3.78	...	488,560	52,836	7,495,152	28,341,540	328.46	86,286	...
Totals	64,937,862	250.49	1,044,838	4.03	...	1,576,003	185,443	19,014,580	86,758,726	334.66	259,248	...
13 ATTACHED FIELDS												
13 Mongolia Mission	119,266	38.60	2,436	0.79	...	2,645	668	10,370	135,385	43.81	3,090	...
15 Taiwan Conference	2,925,304	415.94	52,891	7.52	16,241	80,096	...	1,348,385	4,422,917	628.88	7,033	32,958
Totals	3,044,570	300.76	55,327	5.47	16,241	82,741	668	1,358,755	4,558,302	450.29	10,123	32,958
16 NORTHERN ASIA-PACIFIC DIVISION												
16 Japan Union Conference	8,068,966	537.75	220,998	14.73	...	642,558	...	2,448,151	11,380,673	758.46	15,005	...

STATISTICAL REPORT FOR 2022

Conference or Mission	Tithe and Offerings										Per Capita Basis	
1	7	8	9	10	11	12a	12b	13	14a	14b	Membership Basis	17
Conference or Mission	Tithe	Tithe Per Capita	World Mission Fund, Including Sabbath School	World Mission Fund Per Capita	Other General Conference Funds	Intradivision Funds	Ingathering Funds	Local Church Funds	Total Tithe and Offerings	Total Tithe and Offerings Per Capita	Membership Basis for Per Capita Calculations June 30, 2021	Sabbath School Mission Offerings
	US\$	US\$	US\$	US\$	US\$	US\$	US\$	US\$	US\$	US\$	US\$	US\$
NORTHERN ASIA-PACIFIC DIVISION (CONT'D)												
18 Korean Union Conference.....	64,937,862	250.49	1,044,838	4.03	...	1,576,003	185,443	19,014,580	86,758,726	334.66	259,248	...
19 Attached Fields	3,044,570	300.76	55,327	5.47	16,241	82,741	668	1,358,755	4,558,302	450.29	10,123	32,958
DIVISION TOTALS	76,051,398	267.43	1,321,163	4.65	16,241	2,301,302	186,111	22,821,486	102,697,701	361.13	284,376	32,958
SOUTH AMERICAN DIVISION												
1 ARGENTINA UNION CONFERENCE												
2 Buenos Aires Conference	2,301,756	114.62	63,977	3.19	6,146	113,883	...	525,630	3,011,392	149.96	20,081	63,771
3 Central Argentine Conference	3,735,597	156.31	90,684	3.79	7,234	160,362	188	797,260	4,791,325	200.49	23,898	89,969
4 Central West Argentine Mission	938,286	92.41	20,036	1.97	2,768	33,998	4	196,546	1,191,638	117.37	10,153	20,036
5 North Argentine Conference	3,007,383	120.91	66,808	2.69	13,489	103,507	...	522,108	3,713,295	149.29	24,873	66,579
6 North Buenos Aires Mission	1,639,495	129.49	43,315	3.42	2,400	86,710	...	344,187	2,116,107	167.14	12,661	43,190
7 Northwest Argentine Mission	1,039,067	76.25	25,067	1.84	651	36,281	5	230,640	1,331,711	97.73	13,627	25,067
8 South Argentine Conference	2,349,843	168.65	78,327	5.62	5,788	92,323	...	594,198	3,120,479	223.96	13,933	78,316
Totals	15,011,427	125.91	388,214	3.26	38,476	627,064	197	3,210,569	19,275,947	161.68	119,226	386,928
9 BOLIVIA UNION MISSION												
10 Central Bolivia Mission	3,291,195	111.54	157,969	5.35	...	288,886	...	1,057,867	4,795,917	162.54	29,506	157,882
11 East Bolivia Mission	3,903,913	112.56	213,011	6.14	886	223,438	4	1,114,472	5,455,724	157.30	34,684	213,011
12 West Bolivia Mission	5,636,307	93.79	263,762	4.39	1,075	268,655	...	1,566,150	7,735,949	128.73	60,095	263,762
Totals	12,831,415	103.24	634,742	5.11	1,961	780,979	4	3,738,489	17,987,590	144.73	124,285	634,655
13 CENTRAL BRAZIL UNION CONFERENCE												
14 Central Sao Paulo Conference	11,528,070	302.29	365,675	9.59	30,172	455,831	31,976	3,156,285	15,568,009	408.22	38,136	363,543
15 East Sao Paulo Conference	9,527,998	235.22	332,823	8.22	25,689	358,599	11,770	2,898,361	13,155,240	324.77	40,506	332,727
16 Sao Paulo Conference	12,190,539	317.13	389,992	10.15	28,202	466,694	19,440	3,465,382	16,560,249	430.81	38,440	389,241
17 Sao Paulo Valley Conference	9,163,703	283.93	337,200	10.45	20,319	390,542	15,888	2,602,369	12,530,021	388.24	32,274	336,813
18 South Sao Paulo Conference	10,509,873	257.48	365,127	8.95	13,527	419,685	5,330	2,497,010	13,810,552	338.34	40,818	364,741
19 Southeast Sao Paulo Conference	5,456,363	265.09	164,388	7.99	10,698	224,622	17,424	1,797,599	7,671,094	372.69	20,583	163,946
20 Southwestern Sao Paulo Conference	10,899,980	290.48	394,091	10.50	11,818	428,329	62,520	2,848,399	14,645,137	390.29	37,524	393,630
21 West Sao Paulo Conference	10,748,601	309.33	366,166	10.54	19,916	459,427	20,914	3,158,149	14,773,173	425.15	34,748	365,649
Totals	80,025,127	282.75	2,715,462	9.59	160,341	3,203,729	185,262	22,423,554	108,713,475	384.11	283,029	2,710,290
22 CHILE UNION MISSION												
23 Central Chile Mission	1,854,940	257.34	67,368	9.35	6,683	76,586	...	450,485	2,456,062	340.74	7,208	67,368
24 Central South Chile Conference	5,669,025	276.50	192,064	9.37	16,880	242,370	119	1,141,096	7,261,554	354.17	20,503	191,932
25 Metropolitan Chile Conference	4,620,574	273.39	157,760	9.33	15,193	305,495	...	944,903	6,043,925	357.61	16,901	156,422
26 North Chile Conference	2,727,527	194.98	106,733	7.63	24,344	159,883	...	517,796	3,536,283	252.79	13,989	106,506
27 Pacific Chile Mission	2,993,795	230.86	122,641	9.46	22,548	164,399	...	673,642	3,977,025	306.68	12,968	122,623
28 South Austral Chile Conference	4,892,204	219.73	212,079	9.53	9,484	262,315	...	1,050,689	6,426,771	288.65	22,265	211,979
29 South Metropolitan Chile Mission	2,662,094	243.49	101,476	9.28	9,389	153,229	...	528,592	3,454,780	316.00	10,933	101,411
Totals	25,420,159	242.64	960,121	9.16	104,521	1,364,277	119	5,307,203	33,156,400	316.48	104,767	958,241
30 EAST BRAZIL UNION MISSION												
31 Bahia Conference	8,298,614	196.03	427,578	10.10	12,884	613,782	33,044	2,633,427	12,019,329	283.92	42,333	427,335
32 Central Bahia Conference	5,984,834	153.84	331,429	8.52	14,124	452,141	14,303	1,547,849	8,344,680	214.49	38,904	330,996
33 North Bahia Conference	4,823,319	153.70	298,954	9.53	7,863	332,762	4,184	1,370,877	6,837,959	217.90	31,381	298,713
34 Sergipe Mission	4,440,135	161.24	270,897	9.84	6,288	337,952	4,374	1,253,942	6,313,588	229.28	27,537	270,574
35 South Bahia Conference	7,273,969	200.79	380,970	10.52	13,468	411,932	9,602	2,084,418	10,174,359	280.86	36,226	380,388
36 Southwest Bahia Mission	6,093,841	180.41	335,922	9.94	12,612	392,996	2,439	1,573,786	8,411,596	249.03	33,778	335,663
Totals	36,914,712	175.65	2,045,750	9.73	67,239	2,541,565	67,946	10,464,299	52,101,511	247.91	210,159	2,043,669
37 ECUADOR UNION MISSION												
38 North Ecuador Mission	3,568,643	128.54	199,551	7.19	6,332	238,020	2,671	1,608,292	5,623,509	202.56	27,762	199,217
39 South Ecuador Mission	3,613,782	135.99	210,749	7.93	8,242	231,156	304	943,399	5,007,632	188.45	26,573	210,569
Totals	7,182,425	132.19	410,300	7.55	14,574	469,176	2,975	2,551,691	10,631,141	195.66	54,335	409,786
40 NORTH BRAZIL UNION MISSION												
41 Maranhao Conference	5,573,569	115.06	297,064	6.13	636	370,133	20	1,563,179	7,804,601	161.11	48,442	296,860
42 North Para Conference	6,531,150	181.56	286,143	7.95	22,632	373,752	...	1,611,413	8,825,090	245.33	35,972	285,126
43 Northeast Maranhao Mission	4,997,672	98.90	294,504	5.83	1,992	338,657	...	1,442,357	7,075,182	140.01	50,535	294,446
44 Para-Amapa Mission	5,454,687	148.47	210,683	5.73	15,337	324,030	...	1,148,189	7,152,926	194.69	36,740	210,369
45 South Maranhao Conference	6,349,782	116.33	443,540	8.13	8,301	484,922	...	2,048,911	9,335,456	171.03	54,583	443,161
46 South Para Conference	8,914,947	171.89	560,123	10.80	11,580	726,748	1	2,575,323	12,788,722	246.58	51,865	559,948
47 West Para Mission	5,633,415	138.26	364,365	8.94	8,011	413,781	...	1,816,347	8,235,919	202.14	40,744	364,239
Totals	43,455,222	136.27	2,456,422	7.70	68,489	3,032,023	21	12,205,719	61,217,896	191.98	318,881	2,454,149
48 NORTH PERU UNION MISSION												
49 East Central Peru Conference	5,008,505	153.51	161,384	4.95	1,393	262,614	6,153	1,061,127	6,501,176	199.26	32,627	161,239
50 North Pacific Conference	6,775,634	134.64	232,141	4.61	334	326,172	17,776	1,467,063	8,819,120	175.25	50,323	232,067
51 North Peru Mission	5,427,861	101.09	240,811	4.48	6,572	376,635	10,547	1,173,717	7,236,143	134.76	53,695	240,463
52 Northeast Peru Mission	4,184,201	111.16	163,264	4.34	1,475	203,603	5,952	1,480,547	6,039,042	160.43	37,642	163,214
53 West Central Peru Mission	4,109,131	128.21	157,208	4.91	2,496	250,567	9,453	906,202	5,435,057	169.58	32,050	157,181

GENERAL STATISTICS BY DIVISIONS FOR 2022

Conference or Mission	Tithe and Offerings										Per Capita Basis	
	7	8	9	10	11	12a	12b	13	14a	14b	Membership Basis for Per Capita Calculations June 30, 2021	17
1	Tithe	Tithe Per Capita	World Mission Fund, Including Sabbath School	World Mission Fund Per Capita	Other General Conference Funds	Intradivision Funds	Ingathering Funds	Local Church Funds	Total Tithe and Offerings	Total Tithe and Offerings Per Capita		Sabbath School Mission Offerings
	US\$	US\$	US\$	US\$	US\$	US\$	US\$	US\$	US\$	US\$	US\$	US\$
SOUTH AMERICAN DIVISION (CONT'D)												
Totals	25,505,332	123.61	954,808	4.63	12,270	1,419,591	49,881	6,088,656	34,030,538	164.93	206,337	954,164
54 NORTHEAST BRAZIL UNION MISSION												
55 Alagoas Mission	3,982,425	144.83	167,102	6.08	4,286	178,936	432	1,017,867	5,351,048	194.60	27,497	167,084
56 Ceara Conference	6,609,572	135.55	364,266	7.47	7,749	417,648	27	1,929,966	9,329,228	191.33	48,761	363,633
57 Central Pernambuco Conference	6,057,533	162.01	397,748	10.64	11,216	437,094	15	1,682,172	8,585,778	229.63	37,390	397,475
58 Northeast Brazil Mission	6,313,889	154.25	328,908	8.04	6,844	351,709		1,849,867	8,851,217	216.24	40,933	328,711
59 Pernambuco Conference	5,344,869	168.06	311,549	9.80	10,204	395,533	2	1,540,154	7,602,311	239.04	31,804	311,122
60 Piaui Mission	2,856,055	158.13	163,373	9.05	2,966	185,189		760,124	3,967,707	219.67	18,062	163,248
Totals	31,164,343	152.43	1,732,946	8.48	43,265	1,966,109	476	8,780,150	43,687,289	213.69	204,447	1,731,273
61 NORTHWEST BRAZIL UNION MISSION												
62 Amazonas-Roraima Conference	9,698,313	149.04	486,256	7.47	27,438	615,795	17	2,721,408	13,549,227	208.21	65,074	485,857
63 Central Amazon Conference	7,513,303	158.71	295,738	6.25	17,032	356,608	86	2,846,889	11,029,656	232.98	47,341	294,979
64 North Rondonia and Acre Conference	6,862,611	199.37	352,273	10.23	24,276	415,290	119	1,857,495	9,512,064	276.34	34,421	351,983
65 South Rondonia Conference	5,623,041	279.03	276,453	13.72	22,355	334,206	9	1,576,568	7,832,632	388.68	20,152	276,111
Totals	29,697,268	177.84	1,410,720	8.45	91,101	1,721,899	231	9,002,360	41,923,579	251.06	166,988	1,408,930
66 PARAGUAY UNION OF CHURCHES MISS.	2,159,666	157.08	109,594	7.97	819	136,554		554,757	2,961,390	215.39	13,749	109,564
67 SOUTH BRAZIL UNION CONFERENCE												
68 Central Parana Conference	7,905,505	343.85	349,020	15.18	19,178	401,649	24,423	2,225,297	10,925,072	475.19	22,991	348,444
69 Central Rio Grande do Sul Conference	6,047,176	359.01	233,301	13.85	10,692	266,604	50,373	1,621,812	8,229,958	488.60	16,844	233,006
70 North Parana Conference	7,892,353	347.31	349,973	15.40	14,272	473,937	23,111	2,205,790	10,959,436	482.28	22,724	349,778
71 North Rio Grande do Sul Conference	6,137,771	304.74	259,183	12.87	16,213	306,151	33,446	1,473,383	8,226,147	408.43	20,141	258,566
72 North Santa Catarina Conference	7,837,995	497.90	315,573	20.05	24,911	341,562	57,384	2,011,774	10,589,199	672.67	15,742	314,508
73 Rio Grande do Sul Conference	5,694,198	344.64	274,419	16.61	7,062	336,602	19,018	1,362,415	7,693,714	465.66	16,522	274,350
74 Santa Catarina Conference	8,859,190	422.09	403,034	19.20	24,124	494,395	52,467	2,349,042	12,182,252	580.41	20,989	400,750
75 South Parana Conference	7,484,069	394.88	324,238	17.11	15,503	393,553	23,876	1,937,660	10,178,899	537.06	18,953	323,003
76 West Parana Conference	5,436,098	359.96	235,737	15.61	10,692	272,775	25,125	1,476,680	7,457,107	493.78	15,102	235,497
Totals	63,294,355	372.30	2,744,478	16.14	142,647	3,287,228	309,223	16,663,853	86,441,784	508.46	170,008	2,737,902
77 SOUTH PERU UNION MISSION												
78 Central Andina Mission	1,915,695	85.52	62,793	2.80	68	78,806	5,277	419,274	2,481,913	110.80	22,400	62,785
79 Central Peru Conference	4,670,211	325.77	155,159	10.82	1,368	194,145	6,396	1,064,610	6,091,889	424.94	14,336	153,753
80 Central South Peru Mission	2,199,433	121.80	96,527	5.35	2	104,884	6,628	611,210	3,018,684	167.17	18,058	96,527
81 East Peru Mission	2,580,861	85.86	107,523	3.58	714	116,576	5,751	640,328	3,451,753	114.83	30,059	107,522
82 Lake Titicaca Mission	3,575,262	73.68	130,415	2.69	1,859	148,775	4,214	572,224	4,432,749	91.35	48,523	130,358
83 South Peru Mission	4,121,237	111.51	155,700	4.21	2,902	217,311	12,980	863,917	5,374,047	145.41	36,958	155,531
84 Southeast Peru Mission	2,197,527	63.82	69,580	2.02	737	82,194	2,589	503,297	2,855,924	82.94	34,434	69,558
Totals	21,260,226	103.83	777,697	3.80	7,650	942,691	43,835	4,674,860	27,706,959	135.31	204,768	776,034
85 SOUTHEAST BRAZIL UNION CONF.												
86 Central Minas Conference	6,184,579	278.72	231,306	10.42	16,844	296,137	15	1,498,759	8,227,640	370.80	22,189	230,361
87 East Minas Conference	4,977,277	230.43	193,492	8.96	3,099	212,783	44	1,434,102	6,820,797	315.78	21,600	193,640
88 Espirito Santo Conference	7,645,625	263.65	293,456	10.12	16,177	364,191	124	1,722,361	10,041,934	346.29	28,999	292,820
89 North Minas Mission	2,988,848	182.45	170,009	10.38	5,460	183,474		941,170	4,288,961	261.81	16,382	169,471
90 Rio de Janeiro Conference	5,571,980	314.48	222,189	12.54	14,842	256,910	9	1,435,790	7,501,720	423.40	17,718	222,093
91 Rio Fluminense Conference	5,791,889	274.02	230,820	10.92	17,096	276,328	10	1,486,250	7,802,393	369.13	21,137	230,531
92 South Espirito Santo Conference	7,308,778	253.05	254,703	8.82	12,428	328,636	8	1,621,981	9,526,534	329.83	28,883	253,725
93 South Minas Conference	5,807,075	252.00	208,033	9.03	9,493	254,402	32	1,732,182	8,011,217	347.65	23,044	207,777
94 South Rio Conference	8,826,541	305.12	316,979	10.96	21,081	361,801	480	1,908,591	11,435,473	395.31	28,928	316,661
95 West Minas Mission	3,028,205	238.74	132,834	10.47	7,873	147,179	15	782,999	4,099,105	323.17	12,684	132,476
Totals	58,130,797	262.37	2,253,821	10.17	124,393	2,681,841	737	14,564,185	77,755,774	350.94	221,564	2,249,555
96 URUGUAY UNION OF CHURCHES MISS.	2,439,209	340.20	70,649	9.85	4,532	85,256		552,404	3,152,050	439.62	7,170	70,622
97 WEST CENTRAL BRAZIL UNION MISS												
98 Central Brazil Conference	8,974,395	306.46	428,326	14.63	21,243	487,009	226	4,039,526	13,950,725	476.39	29,284	428,088
99 Central Planalto Conference	10,617,560	316.89	288,249	8.60	21,606	342,470		3,166,068	14,435,953	430.85	33,506	287,616
100 East Mato Grosso Conference	6,232,449	407.86	285,728	18.70	13,298	367,733		1,873,696	8,772,904	574.11	15,281	285,032
101 South Mato Grosso Conference	7,715,914	335.65	315,067	13.71	13,478	365,128	73	2,073,214	10,482,874	456.02	22,988	314,695
102 Tocantins Mission	3,574,378	241.06	180,898	12.20	13,921	195,241		1,288,843	5,253,281	354.28	14,828	180,587
103 West Mato Grosso Mission	7,262,085	367.55	379,236	19.19	18,377	421,487		2,523,704	10,604,889	536.74	19,758	376,507
Totals	44,376,781	327.15	1,877,504	13.84	101,923	2,179,068	299	14,965,051	63,500,626	468.14	135,645	1,872,525
104 ATTACHED FIELD												
105 Falkland Islands (Malvinas) Field Station	3,310	413.75	224	28.00		898			4,432	554.00	8	224
106 SOUTH AMERICAN DIVISION												
107 Argentina Union Conference	15,011,427	125.91	388,214	3.26	38,476	627,064	197	3,210,569	19,275,947	161.68	119,226	386,928
108 Bolivia Union Mission	12,831,415	103.24	634,742	5.11	1,961	780,979	4	3,738,489	17,987,590	144.73	124,285	634,655
109 Central Brazil Union Conference	80,025,127	282.75	2,715,462	9.59	160,341	3,203,729	185,262	22,423,554	108,713,475	384.11	283,029	2,710,290
110 Chile Union Mission	25,420,159	242.64	960,121	9.16	104,521	1,364,277	119	5,307,203	33,156,400	316.48	104,767	958,241
111 East Brazil Union Mission	36,914,712	175.65	2,045,750	9.73	67,239	2,541,565	67,946	10,464,299	52,101,511	247.91	210,159	2,043,669

GENERAL STATISTICS BY DIVISIONS FOR 2022

Conference or Mission	Tithe and Offerings										Per Capita Basis	
	7	8	9	10	11	12a	12b	13	14a	14b	Membership Basis for Per Capita Calculations June 30, 2021	17
1	Tithe	Tithe Per Capita	World Mission Fund, including Sabbath School	World Mission Fund Per Capita	Other General Conference Funds	Intradivision Funds	Ingathering Funds	Local Church Funds	Total Tithe and Offerings	Total Tithe and Offerings Per Capita		Sabbath School Mission Offerings
	US\$	US\$	US\$	US\$	US\$	US\$	US\$	US\$	US\$	US\$	US\$	US\$
SOUTHERN AFRICA-INDIAN OCEAN DIVISION (CONT'D)												
Totals	2,827,376	59.47	88,909	133,365	...	222,274	3,271,924	68.82	47,543	...
4 INDIAN OCEAN UNION CONFERENCE	46,094	46,094
5 Central Malagasy Conference	1,305,041	23.99	63,804	95,706	...	159,510	1,624,061	29.86	54,397	...
6 East Malagasy Conference	422,784	16.04	24,082	36,123	...	60,205	543,194	20.61	26,356	...
7 Mauritius Conference	1,264,402	238.66	46,138	69,206	...	115,344	1,495,090	282.20	5,298	...
8 Mayotte Field Station	119	...
9 North Malagasy Conference	552,846	10.78	40,473	60,709	...	101,182	755,210	14.72	51,302	...
10 North West Malagasy Conference	380,617	14.13	25,411	38,117	...	63,528	507,673	18.85	26,936	...
11 Reunion Conference*	915,649	700.57	44,138	66,207	...	110,345	1,136,339	869.43	1,307	...
12 Seychelles Mission	522,748	460.17	19,648	29,471	...	49,119	620,986	546.64	1,136	...
13 South East Malagasy Conference	256,719	10.35	13,344	20,015	...	33,359	323,437	13.03	24,813	...
14 South West Malagasy Conference	156,463	13.89	3,210	4,814	...	8,024	172,511	15.31	11,268	...
Totals	5,823,363	28.70	280,248	420,368	...	700,616	7,224,595	35.60	202,932	...
<i>*Reunion Island has blocked currency.</i>												
15 MALAWI UNION CONFERENCE	38,665	38,665
16 Central Malawi Conference	2,996,582	27.26	116,828	175,242	...	292,070	3,580,722	32.57	109,930	...
17 North Malawi Conference	946,085	8.65	44,216	66,324	...	110,540	1,167,165	10.67	109,418	...
18 South Malawi Conference	3,742,580	9.16	160,044	240,067	...	400,111	4,542,802	11.12	408,449	...
Totals	7,723,912	12.30	321,088	481,633	...	802,721	9,329,354	14.86	627,797	...
19 MOZAMBIQUE UNION MISSION	1,912	1,912
20 Central Mission	595,176	6.24	48,687	73,030	...	121,717	838,610	8.79	95,444	...
21 North Mission	203,338	0.93	34,220	51,330	...	85,551	374,439	1.72	218,216	...
22 North-East Mission	162,114	9.38	15,635	23,453	...	39,088	240,290	13.90	17,289	...
23 South Mission	703,617	19.97	47,207	70,811	...	118,018	939,653	26.67	35,227	...
Totals	1,666,157	4.55	145,749	218,624	...	364,374	2,394,904	6.54	366,176	...
24 NORTH-EASTERN ANGOLA UNION MISS.	3,986	3,986
25 Angola East Mission	655,076	9.32	29,990	44,985	...	74,975	805,026	11.46	70,273	...
26 Angola North Mission	1,970,797	25.38	121,515	182,273	...	303,788	2,578,373	33.21	77,639	...
27 Angola North-Eastern Mission	554,252	12.25	42,258	63,387	...	105,645	765,542	16.92	45,246	...
28 Angola South Luanda and Cabinda Mission	2,509,662	31.51	144,854	217,281	...	362,135	3,233,932	40.60	79,646	...
Totals	5,693,773	20.87	338,617	507,926	...	846,543	7,386,859	27.08	272,804	...
29 NORTHERN ZAMBIA UNION CONF
30 Copperbelt Zambia Conference	2,499,706	13.12	206,772	310,158	...	516,930	3,533,566	18.54	190,566	...
31 Luapula Zambia Conference	686,661	7.86	24,187	36,281	...	60,468	807,597	9.24	87,378	...
32 Midlands East Zambia Conference	1,700,305	16.71	150,849	226,274	...	377,123	2,454,551	24.12	101,777	...
33 Midlands West Zambia Conference	1,949,089	12.31	196,308	294,462	...	490,770	2,930,629	18.51	158,344	...
34 North Zambia Field	772,753	7.31	71,162	106,743	...	177,905	1,128,563	10.67	105,775	...
35 Northwest Zambia Conference	839,286	18.31	60,746	91,118	...	151,864	1,143,014	24.93	45,843	...
Totals	8,447,800	12.25	710,024	1,065,036	...	1,775,060	11,997,920	17.40	689,683	...
36 SOUTHERN AFRICA UNION CONF
37 Cape Conference	7,523,986	164.27	140,210	210,315	...	350,524	8,225,035	179.58	45,802	...
38 KwaZulu Natal-Free State Conference	2,528,008	129.67	61,964	92,945	...	154,909	2,837,826	145.56	19,496	...
39 Lesotho Conference	313,647	29.04	5,649	8,473	...	14,122	341,891	31.66	10,799	...
40 Namibia North Conference	623,394	35.06	28,653	42,980	...	71,634	766,661	43.12	17,779	...
41 Namibia South Conference	1,087,124	165.07	25,442	38,162	...	63,604	1,214,332	184.38	6,586	...
42 Northern Conference	7,459,295	344.67	121,334	182,001	...	303,335	8,065,965	372.70	21,642	...
43 Swaziland Conference	515,427	54.57	22,922	34,383	...	57,305	630,037	66.70	9,446	...
44 Trans-Orange Conference	4,493,181	77.54	114,549	171,824	...	286,373	5,065,927	87.42	57,948	...
Totals	24,544,062	129.52	520,723	781,083	...	1,301,806	27,147,674	143.26	189,498	...
45 SOUTHERN ZAMBIA UNION CONF
46 East Zambia Field	471,371	11.53	19,414	29,120	...	48,534	568,439	13.90	40,890	...
47 Lusaka Conference	2,209,601	19.27	170,969	256,453	...	427,422	3,064,445	26.73	114,652	...
48 South Zambia Conference	2,625,738	8.41	242,729	364,094	...	606,823	3,839,384	12.30	312,253	...
49 West Zambia Field	668,346	6.26	35,458	53,186	...	88,644	845,634	7.93	106,700	...
50 Woodlands Conference	2,190,225	37.24	109,771	164,656	...	274,426	2,739,078	46.57	58,818	...
Totals	8,165,281	12.89	578,341	867,509	...	1,445,849	11,056,980	17.46	633,313	...
51 SOUTH-WESTERN ANGOLA UNION MISS
52 Central Association Mission	2,730,126	14.27	182,103	273,155	...	455,258	3,640,642	19.03	191,328	...
53 South Association Mission	1,299,518	12.24	102,594	153,891	...	256,486	1,812,489	17.08	106,138	...
Totals	4,029,644	13.55	284,697	427,046	...	711,744	5,453,131	18.33	297,466	...
54 ZIMBABWE CENTRAL UNION CONF
55 Central Zimbabwe Conference	1,440,275	8.81	112,200	168,300	...	280,499	2,001,274	12.24	163,469	...
56 North-West Zimbabwe Conference	1,069,090	6.48	113,808	170,712	...	284,520	1,638,130	9.93	165,049	...
Totals	2,509,365	7.64	226,008	339,012	...	565,019	3,639,404	11.08	328,518	...

GENERAL STATISTICS BY DIVISIONS FOR 2022

Conference or Mission	Tithe and Offerings										Per Capita Basis	
	7	8	9	10	11	12a	12b	13	14a	14b	17	
1	Tithe	Tithe Per Capita	World Mission Fund, Including Sabbath School	World Mission Fund Per Capita	Other General Conference Funds	Intradivision Funds	Ingathering Funds	Local Church Funds	Total Tithe and Offerings	Total Tithe and Offerings Per Capita	Membership Basis for Per Capita Calculations June 30, 2021	Sabbath School Mission Offerings
	US\$	US\$	US\$	US\$	US\$	US\$	US\$	US\$	US\$	US\$	US\$	US\$
SOUTHERN ASIA DIVISION (CONT'D)												
38 Rajasthan Section	6,865	...
39 South Bengal Section	39,287	2.73	493	0.03	70	211	40,061	2.78	14,403	422
40 Upper Ganges Section	106,526	2.79	682	0.02	97	292	107,597	2.82	38,151	585
41 Uttarakhand Region	40,053	78.08	1,849	3.60	264	792	42,958	83.74	513	1,585
42 Western Jharkhand Section	187,653	18.75	8,076	0.81	1,089	3,494	200,312	20.01	10,009	6,988
Totals	908,297	5.63	35,287	0.22	4,866	...	33,770	15,209	997,429	6.18	161,389	30,423
43 SOUTH-CENTRAL INDIA UN SECTION	18,914	...	18,914
44 Bangalore Metro Conference	679,648	53.55	29,045	2.29	4,149	12,448	725,290	57.15	12,691	24,896
45 Goa-West Karnataka Section	73,826	3.44	1,968	0.09	281	844	76,919	3.58	21,482	1,687
46 Kolar-Chinthamani Region	26,252	3.22	1,100	0.13	157	471	27,980	3.43	8,151	942
47 North Karnataka Section	17,605	1.00	706	0.04	101	303	18,715	1.07	17,550	605
48 Raichur-Bellary Region	13,571	8.11	1,264	0.76	181	542	15,558	9.29	1,674	1,083
49 South Karnataka Section	88,319	21.86	3,361	0.83	480	1,440	93,600	23.17	4,040	2,881
Totals	899,221	13.71	37,444	0.57	5,349	...	18,914	16,048	976,976	14.90	65,588	32,094
50 SOUTHEAST INDIA UNION SECTION	57,227	...	57,227
51 Chennai Metro Section	430,036	21.28	17,727	0.88	2,528	7,600	457,891	22.65	20,212	15,200
52 Coimbatore Tirupur Section	129,606	27.45	4,772	1.01	682	2,045	137,105	29.04	4,722	4,090
53 Dharmapuri Section	266,334	50.89	9,940	1.90	1,420	4,260	281,954	53.87	5,234	8,520
54 Erode Nilgiris Section	120,538	12.54	5,023	0.52	718	2,153	128,432	13.36	9,610	4,306
55 Kanchipuram-Chengalpattu Section	116,907	117.73	4,263	4.29	609	1,827	123,606	124.48	993	3,654
56 North Tamil Conference	255,612	9.15	13,227	0.47	1,890	5,669	276,398	9.89	27,951	11,337
57 Pudukottai-Thirumayam Region	28,858	20.51	1,839	1.31	263	788	31,748	22.56	1,407	1,576
58 Sivagangai Ramanathapuram Section	49,620	7.58	1,358	0.21	194	582	51,754	7.91	6,543	1,164
59 South Tamil Conference	610,546	17.38	33,681	0.96	4,812	14,435	663,474	18.89	35,120	28,869
60 Thanjavur-Karaikal Section	138,624	21.10	5,406	0.82	772	2,317	147,119	22.39	6,570	4,634
61 Theni-Periyakulam Region	30,598	7.47	1,646	0.40	235	705	33,184	8.10	4,097	1,411
62 Vellore Section	168,572	29.84	7,977	1.41	1,140	3,419	181,108	32.06	5,649	6,837
63 Villupuram-Tindivanam Region	73,899	19.81	2,468	0.66	353	1,058	77,778	20.85	3,730	2,115
Totals	2,419,750	18.35	109,327	0.83	15,616	...	57,227	46,858	2,648,778	20.09	131,838	93,713
64 SOUTHWEST INDIA UNION SECTION	30,021	...	30,021
65 Alappuzha-Pathanamthitta Section	104,996	53.08	2,532	1.28	362	1,085	108,975	55.09	1,978	2,170
66 Idukki Section	47,403	9.61	1,166	0.24	167	500	49,236	9.98	4,935	999
67 Malabar Region	7,502	4.84	703	0.45	100	301	8,606	5.55	1,551	603
68 North Kerala Section	252,375	32.10	9,310	1.18	1,330	3,990	267,005	33.96	7,862	7,980
69 South Kerala Section	213,845	10.08	12,543	0.59	1,792	5,376	233,556	11.00	21,225	10,751
Totals	626,121	16.67	26,254	0.70	3,751	...	30,021	11,252	697,399	18.57	37,551	22,503
70 WESTERN INDIA UNION SECTION	21,234	...	21,234
71 Central Maharashtra Conference	519,818	30.46	20,580	1.21	1,164	9,708	551,270	32.30	17,068	19,416
72 Gujarat Conference	258,231	11.10	10,641	0.46	1,520	4,560	274,952	11.82	23,254	9,120
73 Mumbai Metro Section	82,473	8.82	2,187	0.23	260	963	85,883	9.19	9,349	1,927
74 North Maharashtra Section	85,948	2.79	1,212	0.04	172	520	87,852	2.85	30,810	1,040
75 Saurashtra Region	10,646	2.87	246	0.07	35	105	11,032	2.97	3,710	211
76 South Gujarat Region	22,488	7.13	342	0.11	49	146	23,025	7.30	3,154	293
77 South Maharashtra Section	68,562	6.88	4,111	0.41	202	1,954	74,829	7.51	9,959	3,908
78 Vidarbha Region (Nagpur)	20,278	2.05	2,794	0.28	399	1,198	24,669	2.50	9,873	2,395
Totals	1,068,444	9.97	42,113	0.39	3,801	...	21,234	19,154	1,154,746	10.77	107,177	38,310
79 ATTACHED FIELDS
80 Andaman and Nicobar Island Region	5,726	19.41	1,106	3.75	158	474	7,464	25.30	295	948
81 East Himalayan Field	5,564	6.23	327	0.37	47	140	6,078	6.81	893	280
82 Himalayan Section	37,384	4.00	2,329	0.25	333	998	41,044	4.39	9,350	1,997
Totals	48,674	4.62	3,762	0.36	538	1,612	54,586	5.18	10,538	3,225
83 SOUTHERN ASIA DIVISION
84 East-Central India Union Section	1,722,763	3.00	11,306	0.02	1,614	...	47,654	4,845	1,788,182	3.11	575,200	9,691
85 North-east India Union Section	3,819,684	70.65	158,470	2.93	17,448	64,747	4,060,349	75.10	54,065	129,495
86 Northern India Union Section	908,297	5.63	35,287	0.22	4,866	...	33,770	15,209	997,429	6.18	161,389	30,423
87 South-Central India Union Section	899,221	13.71	37,444	0.57	5,349	...	18,914	16,048	976,976	14.90	65,588	32,094
88 Southeast India Union Section	2,419,750	18.35	109,327	0.83	15,616	...	57,227	46,858	2,648,778	20.09	131,838	93,713
89 Southwest India Union Section	626,121	16.67	26,254	0.70	3,751	...	30,021	11,252	697,399	18.57	37,551	22,503
90 Western India Union Section	1,068,444	9.97	42,113	0.39	3,801	...	21,234	19,154	1,154,746	10.77	107,177	38,310
91 Attached Fields	48,674	4.62	3,762	0.36	538	1,612	54,586	5.18	10,538	3,225
DIVISION TOTALS	11,512,954	10.07	423,963	0.37	52,983	...	208,820	179,725	12,378,445	10.83	1,143,346	359,454
SOUTHERN ASIA-PACIFIC DIVISION												
1 BANGLADESH UNION MISSION	28,152	28,152
2 East Bangladesh Mission	128,037	22.80	6,168	1.10	...	7,254	...	13,422	154,881	27.58	5,616	...
3 North Bangladesh Mission	102,684	11.75	2,487	0.28	...	2,925	...	5,412	113,508	12.99	8,737	...
4 South Bangladesh Mission	138,810	12.96	4,429	0.41	...	5,208	...	9,637	158,084	14.76	10,712	...

STATISTICAL REPORT FOR 2022

Conference or Mission	Tithe and Offerings										Per Capita Basis	17
1	7	8	9	10	11	12a	12b	13	14a	14b	Membership Basis for Per Capita Calculations June 30, 2021	Sabbath School Mission Offerings
Conference or Mission	Tithe	Tithe Per Capita	World Mission Fund, Including Sabbath School	World Mission Fund Per Capita	Other General Conference Funds	Intradivision Funds	Ingathering Funds	Local Church Funds	Total Tithe and Offerings	Total Tithe and Offerings Per Capita	Membership Basis for Per Capita Calculations June 30, 2021	Sabbath School Mission Offerings
	US\$	US\$	US\$	US\$	US\$	US\$	US\$	US\$	US\$	US\$	US\$	US\$
SOUTHERN ASIA-PACIFIC DIVISION (CONT'D)												
5 West Bangladesh Mission	100,074	13.48	2,867	0.39	...	3,371	...	6,239	112,551	15.16	7,425	...
Totals	497,757	15.32	15,951	0.49	...	18,758	...	34,710	567,176	17.46	32,490	...
6 CENTRAL PHILIPPINE UNION CONF	99,210	99,210
7 Central Visayan Conference	3,312,694	63.49	103,555	1.98	...	121,775	...	225,330	3,763,354	72.12	52,180	...
8 East Visayan Conference	1,697,605	51.81	62,588	1.91	...	73,599	...	136,187	1,969,979	60.13	32,764	...
9 Negros Occidental Conference	2,569,973	55.11	99,244	2.13	...	116,705	...	215,948	3,001,870	64.37	46,635	...
10 Negros Oriental-Siquijor Mission	1,183,604	58.29	37,647	1.85	...	44,271	...	81,918	1,347,440	66.36	20,306	...
11 Romblon Mission	693,952	84.26	28,223	3.43	...	33,189	...	61,412	816,776	99.17	8,236	...
12 Samar Mission	550,344	86.85	13,560	2.14	...	15,946	...	29,506	609,356	96.16	6,337	...
13 West Visayan Conference	2,286,779	63.67	119,956	3.34	...	141,061	445	261,017	2,809,258	78.22	35,915	...
Totals	12,394,161	61.24	464,773	2.30	...	546,546	445	1,011,318	14,417,243	71.24	202,373	...
14 EAST INDONESIA UNION CONFERENCE
15 Bolaang Mongondow and Gorontalo Mission	426,187	94.18	22,788	5.04	...	26,798	...	49,586	525,359	116.10	4,525	...
16 Central Sulawesi Mission	419,127	39.25	21,861	2.05	...	25,707	...	47,567	514,262	48.16	10,678	...
17 Luwu Tana Toraja Mission	284,771	86.06	18,972	5.73	...	22,310	...	41,283	367,336	111.01	3,309	...
18 Maluku Mission	281,219	39.48	23,115	3.25	...	27,182	...	50,297	381,813	53.60	7,123	...
19 Manado and North Maluku Conference	1,478,603	79.63	85,324	4.60	...	100,336	...	185,660	1,849,923	99.63	18,568	...
20 Minahasa Conference	1,538,494	50.82	86,431	2.86	...	101,638	...	188,069	1,914,632	63.25	30,272	...
21 North Minahasa Bitung Mission	1,230,103	84.82	53,914	3.72	...	63,399	...	117,313	1,464,729	100.99	14,503	...
22 Northern Island Mission	253,326	70.94	17,839	5.00	...	20,978	...	38,817	330,960	92.68	3,571	...
23 Papua Mission	1,482,268	70.23	157,643	7.47	...	185,379	...	343,022	2,168,312	102.73	21,106	...
24 South Sulawesi Conference	480,828	160.60	26,955	9.00	...	31,698	...	58,654	598,135	199.78	2,994	...
25 West Papua Mission	417,875	43.06	48,755	5.02	...	57,333	...	106,088	630,051	64.93	9,704	...
Totals	8,292,801	65.63	563,597	4.46	...	662,758	...	1,226,356	10,745,512	85.04	126,353	...
26 MALAYSIA UNION MISSION
27 Peninsular Malaysia Mission	1,719,398	278.31	62,749	10.16	...	73,789	...	136,537	1,992,473	322.51	6,178	...
28 Sabah Mission	4,092,139	123.66	217,147	6.56	...	255,352	...	472,500	5,037,138	152.22	33,091	...
29 Sarawak Mission	1,044,663	50.59	56,751	2.75	...	66,736	...	123,488	1,291,638	62.55	20,651	...
Totals	6,856,200	114.42	336,647	5.62	...	395,877	...	732,525	8,321,249	138.87	59,920	...
30 MYANMAR UNION MISSION	16,349	16,349
31 Ayeyarwady Mission	299,049	37.99	11,824	1.50	...	13,905	...	25,729	350,507	44.53	7,872	...
32 Central Myanmar Mission	190,911	35.12	5,672	1.04	...	6,669	...	12,341	215,593	39.66	5,436	...
33 South East Mission	382,279	68.05	12,877	2.29	...	15,142	...	28,019	438,317	78.02	5,618	...
34 Upper Myanmar Mission	866,147	88.43	30,191	3.08	...	35,503	...	65,695	997,536	101.84	9,795	...
35 Yangon Mission	538,231	88.28	11,564	1.90	...	13,598	...	25,162	588,555	96.53	6,097	...
Totals	2,292,966	65.86	72,128	2.07	...	84,817	...	156,946	2,606,857	74.87	34,818	...
36 NORTH PHILIPPINE UNION CONF	86,898	1,869	...	88,767
37 Cavite Mission	2,369,499	97.28	72,726	2.99	...	85,521	7,968	158,247	2,693,961	110.60	24,357	...
38 Central Luzon Conference	6,959,319	40.53	219,101	1.28	...	257,650	...	476,751	7,912,821	46.08	171,715	...
39 Mountain Provinces Mission	1,125,581	43.87	47,279	1.84	...	55,597	975	102,876	1,332,308	51.92	25,660	...
40 Northeast Luzon Mission	1,289,480	41.35	55,087	1.77	...	64,779	2,083	119,865	1,531,294	49.10	31,185	...
41 Northern Luzon Mission	1,334,545	36.58	61,214	1.68	...	71,985	8,733	133,199	1,609,676	44.12	36,484	...
42 Palawan Mission	1,459,210	43.04	40,326	1.19	...	47,421	5,318	87,747	1,640,022	48.38	33,900	...
43 South-Central Luzon Conference	3,783,659	52.87	127,445	1.78	...	149,868	18,104	277,312	4,356,388	60.88	71,559	...
44 Southern Luzon Mission	1,171,394	31.08	42,136	1.12	...	49,550	3,700	91,686	1,358,466	36.05	37,686	...
Totals	19,579,585	45.27	665,314	1.54	...	782,371	48,750	1,447,683	22,523,703	52.07	432,546	...
45 PAKISTAN UNION SECTION
46 Northern Section	131,386	14.23	7,413	0.80	...	8,717	...	16,131	163,647	17.73	9,230	...
47 Southern Section	87,302	14.98	1,493	0.26	...	1,755	...	3,248	93,798	16.10	5,826	...
Totals	218,688	14.52	8,906	0.59	...	10,472	...	19,379	257,445	17.10	15,056	...
48 SOUTH PHILIPPINE UNION CONF	52,298	52,298
49 Central Mindanao Mission	3,301,096	65.86	174,349	3.48	...	205,025	25,857	379,374	4,085,701	81.51	50,125	...
50 Davao Mission	3,331,035	50.25	169,060	2.55	...	198,804	...	367,864	4,066,763	61.35	66,286	...
51 North Central Mindanao Conference	3,433,545	71.58	166,190	3.46	...	195,430	13,425	361,620	4,170,210	86.94	47,967	...
52 Northeastern Mindanao Mission	3,677,408	40.19	230,784	2.52	...	271,389	21,805	502,173	4,703,559	51.40	91,501	...
53 Northern Davao Mission	2,558,678	38.03	197,019	2.93	...	231,683	...	428,703	3,416,083	50.78	67,274	...
54 Southern Mindanao Mission	4,070,006	21.97	171,570	0.93	...	201,756	1,869	373,325	4,818,526	26.01	185,277	...
55 Western Mindanao Conference	3,568,017	34.98	138,025	1.35	...	162,309	30,804	300,334	4,199,489	41.18	101,988	...
56 Zamboanga Peninsula Mission	1,984,779	33.52	65,833	1.11	...	77,416	21,930	143,249	2,293,207	38.72	59,220	...
Totals	25,976,862	38.79	1,312,830	1.96	...	1,543,812	115,690	2,856,642	31,805,836	47.50	669,638	...
57 SOUTHEASTERN ASIA UNION MISSION
58 Cambodia Mission	384,296	100.50	26,526	6.94	...	31,193	...	57,719	499,734	130.68	3,824	...
59 Laos Region	116,611	53.86	5,171	2.39	...	6,081	...	11,253	139,116	64.26	2,165	...
60 Thailand Mission	2,988,035	193.89	80,916	5.25	...	95,152	...	176,069	3,340,172	216.74	15,411	...

GENERAL STATISTICS BY DIVISIONS FOR 2022

Conference or Mission	Tithe and Offerings										Per Capita Basis	17
	7	8	9	10	11	12a	12b	13	14a	14b		
1	7	8	9	10	11	12a	12b	13	14a	14b	Per Capita Basis	17
Conference or Mission	Tithe	Tithe Per Capita	World Mission Fund, Including Sabbath School	World Mission Fund Per Capita	Other General Conference Funds	Intradivision Funds	Ingathering Funds	Local Church Funds	Total Tithe and Offerings	Total Tithe and Offerings Per Capita	Membership Basis for Per Capita Calculations June 30, 2021	Sabbath School Mission Offerings
	US\$	US\$	US\$	US\$	US\$	US\$	US\$	US\$	US\$	US\$	US\$	US\$
SOUTHERN ASIA-PACIFIC DIVISION (CONT'D)												
61 Vietnam Mission	493,192	34.83	13,511	0.95	...	15,889	...	29,400	551,992	38.99	14,158	...
Totals	3,982,134	111.99	126,124	3.55	...	148,315	...	274,441	4,531,014	127.43	35,558	...
WEST INDONESIA UNION MISSION												
62 Central Java Mission	973,668	284.62	44,465	13.00	...	52,288	...	96,753	1,167,174	341.18	3,421	...
64 Central Sumatra Mission	774,281	105.22	29,913	4.06	...	35,178	...	65,091	904,463	122.91	7,359	...
65 East Java Conference	1,222,336	157.09	62,187	7.99	...	73,128	...	135,314	1,492,965	191.87	7,781	...
66 East Kalimantan Mission	8,057,861	1,733.99	239,519	51.54	...	281,661	...	521,180	9,100,221	1,958.30	4,647	...
67 Jakarta Conference	943,955	52.99	83,952	4.71	...	98,723	...	182,676	1,309,306	73.50	17,814	...
68 North Sumatra Mission	1,234,084	107.10	57,390	4.98	...	67,488	...	124,878	1,483,840	128.77	11,523	...
69 Nusa Tenggara Mission	686,431	69.50	76,706	7.77	...	90,201	...	166,907	1,020,245	103.30	9,877	...
70 South Sumatra Mission	708,102	180.04	59,123	15.03	...	69,525	...	128,648	965,398	245.46	3,933	...
71 West Java Conference	1,479,726	146.36	61,974	6.13	...	72,878	...	134,851	1,749,429	173.04	10,110	...
72 West Kalimantan Region	238,687	76.21	16,004	5.11	...	18,820	...	34,825	308,336	98.45	3,132	...
Totals	16,319,131	205.02	731,233	9.19	...	859,890	...	1,591,123	19,501,377	245.00	79,597	...
ATTACHED FIELDS												
73 Singapore Conference	3,034,160	952.34	117,843	36.99	...	138,577	...	256,420	3,547,000	1,113.31	3,186	...
75 Sri Lanka Mission of SDA	211,615	63.80	4,244	1.28	...	4,991	...	9,235	230,085	69.37	3,317	...
76 Timor-Leste Mission	104,985	149.98	7,387	10.55	...	8,687	...	16,074	137,133	195.90	700	...
Totals	3,350,760	465.19	129,474	17.98	...	152,255	...	281,729	3,914,218	543.41	7,203	...
SOUTHERN ASIA-PACIFIC DIVISION												
77 Bangladesh Union Mission	497,757	15.32	15,951	0.49	...	18,758	...	34,710	567,176	17.46	32,490	...
79 Central Philippine Union Conference	12,394,161	61.24	464,773	2.30	...	546,546	445	1,011,318	14,417,243	71.24	202,373	...
80 East Indonesia Union Conference	8,292,801	65.63	563,597	4.46	...	662,758	...	1,226,356	10,745,512	85.04	126,353	...
81 Malaysia Union Mission	6,856,200	114.42	336,647	5.62	...	395,877	...	732,525	8,321,249	138.87	59,920	...
82 Myanmar Union Mission	2,292,966	65.86	72,128	2.07	...	84,817	...	156,946	2,606,857	74.87	34,818	...
83 North Philippine Union Conference	19,579,585	45.27	665,314	1.54	...	782,371	48,750	1,447,683	22,523,703	52.07	432,546	...
84 Pakistan Union Section	218,688	14.52	8,906	0.59	...	10,472	...	19,379	257,445	17.10	15,056	...
85 South Philippine Union Conference	25,976,862	38.79	1,312,830	1.96	...	1,543,812	115,690	2,856,642	31,805,836	47.50	669,638	...
86 Southeastern Asia Union Mission	3,982,134	111.99	126,124	3.55	...	148,315	...	274,441	4,531,014	127.43	35,558	...
87 West Indonesia Union Mission	16,319,131	205.02	731,233	9.19	...	859,890	...	1,591,123	19,501,377	245.00	79,597	...
88 Attached Fields	3,350,760	465.19	129,474	17.98	...	152,255	...	281,729	3,914,218	543.41	7,203	...
DIVISION TOTALS	99,761,045	58.84	4,426,977	2.61	...	5,205,871	164,885	9,632,852	119,191,630	70.30	1,695,552	...
TRANS-EUROPEAN DIVISION												
1 ADRIATIC UNION CONFERENCE												
2 Albanian Mission of SDA	11,491	24.35	634	1.34	4,978	17,103	36.24	472	388
3 Croatian Conference	1,438,697	567.76	49,906	19.69	1,488,603	587.45	2,534	30,056
4 Slovenian Conference	546,241	987.78	42,668	77.16	92,968	681,877	1,233.05	553	33,777
Totals	1,996,429	560.95	93,208	26.19	97,946	2,187,583	614.66	3,559	64,221
5 BALTIC UNION CONFERENCE												
6 Estonian Conference	1,067,419	822.36	70,105	54.01	15,396	61,709	...	191,627	1,406,256	1,083.40	1,298	54,797
7 Latvian Conference	1,446,586	393.95	66,849	18.21	7,171	18,542	...	196,072	1,735,220	472.55	3,672	54,462
8 Lithuanian Conference	406,871	577.94	6,892	9.79	2,362	11,099	...	49,575	476,799	677.27	704	3,763
Totals	2,920,876	514.78	143,846	25.35	24,929	91,350	...	437,274	3,618,275	637.69	5,674	113,022
9 BRITISH UNION CONFERENCE												
10 Irish Mission	1,486,088	1,412.63	49,068	46.64	1,922	138,337	1,675,415	1,592.60	1,052	43,112
11 North England Conference	9,429,569	805.26	322,280	27.52	14,692	...	39,318	882,527	10,688,386	912.76	11,710	303,120
12 Scottish Mission	715,575	1,000.80	24,047	33.63	4,767	...	154	67,009	811,552	1,135.04	715	20,402
13 South England Conference	22,063,379	850.52	589,914	22.74	24,770	...	46,868	2,045,244	24,770,175	954.87	25,941	534,972
14 Welsh Mission	621,206	900.30	30,673	44.45	709	...	1,565	58,874	713,027	1,033.37	690	26,528
Totals	34,315,817	855.59	1,015,982	25.33	46,860	...	87,905	3,191,991	38,658,555	963.86	40,108	928,134
15 DANISH UNION OF CHURCHES CONF												
16 FINLAND UNION OF CHURCHES CONF												
17 HUNGARIAN UNION CONFERENCE	109,568	...	215	109,783	152
18 Duna Conference	1,422,241	469.70	63,212	20.88	11,832	365,850	1,863,135	615.30	3,028	36,976
19 Tisza Conference	1,025,565	489.53	39,323	18.77	6,540	268,352	1,339,780	639.51	2,095	22,789
Totals	2,557,374	499.19	102,750	20.06	18,372	634,202	3,312,698	646.63	5,123	59,917
20 NETHERLANDS UN OF CHURCHES CONF												
	4,772,031	802.70	96,565	16.24	49,640	4,918,236	827.29	5,945	96,565

STATISTICAL REPORT FOR 2022

Conference or Mission	Tithe and Offerings										Per Capita Basis	17
1	7	8	9	10	11	12a	12b	13	14a	14b	Membership Basis for Per Capita Calculations June 30, 2021	17
Conference or Mission	Tithe	Tithe Per Capita	World Mission Fund, Including Sabbath School	World Mission Fund Per Capita	Other General Conference Funds	Intradivision Funds	Ingathering Funds	Local Church Funds	Total Tithe and Offerings	Total Tithe and Offerings Per Capita	Membership Basis for Per Capita Calculations June 30, 2021	Sabbath School Mission Offerings
	US\$	US\$	US\$	US\$	US\$	US\$	US\$	US\$	US\$	US\$	US\$	US\$
TRANS-EUROPEAN DIVISION (CONT'D)												
21 NORWEGIAN UNION CONFERENCE
22 East Norway Conference	4,291,313	1,503.09	221,930	77.73	27,166	235,029	257,499	414,730	5,447,667	1,908.11	2,855	207,964
23 North Norway Conference	512,886	1,040.34	24,577	49.85	2,869	23,419	58,847	49,710	672,308	1,363.71	493	22,902
24 West Norway Conference	1,445,708	1,271.51	85,191	74.93	5,742	70,415	106,400	166,585	1,880,041	1,653.51	1,137	79,589
Totals	6,249,907	1,393.51	331,698	73.96	35,777	328,863	422,746	631,025	8,000,016	1,783.73	4,485	310,455
25 POLISH UNION CONFERENCE	30,481	30,481
26 East Polish Conference	1,321,825	663.57	48,747	24.47	...	48,895	...	254,267	1,673,734	840.23	1,992	41,531
27 South Polish Conference	1,355,199	651.22	65,920	31.68	...	82,549	...	82,008	1,585,676	761.98	2,081	60,970
28 West Polish Conference	1,129,209	653.86	45,640	26.43	...	65,757	...	294,533	1,535,139	888.91	1,727	44,468
Totals	3,836,714	661.50	160,307	27.64	...	197,201	...	630,808	4,825,030	831.90	5,800	146,969
29 SOUTH-EAST EUROPEAN UNION CONF	217,643	...	57	217,700
30 Bosnia and Herzegovina Conference	240,067	419.70	502	0.88	240,569	420.58	572	...
31 Macedonian Mission	162,980	303.50	162,980	303.50	537	...
32 North Conference	904,663	287.74	2,204	0.70	906,867	288.44	3,144	...
33 South Conference	1,004,191	396.91	2,409	0.95	1,006,600	397.87	2,530	...
Totals	2,529,544	372.92	5,172	0.76	2,534,716	373.69	6,783	...
34 SWEDISH UNION OF CHURCHES CONF	2,173,998	748.36	86,020	29.61	18,585	2,278,603	784.37	2,905	84,416
35 ATTACHED FIELDS
36 Cyprus Region	52,620	461.58	6,598	57.88	1,200	253	...	16,597	77,268	677.79	114	5,103
37 Greek Mission	201,621	418.30	10,926	22.67	1,362	269	...	32,577	246,755	511.94	482	9,955
38 Iceland Conference	378,706	814.42	12,092	26.00	...	548	392	45,948	437,686	941.26	465	11,492
Totals	632,947	596.56	29,616	27.91	2,562	1,070	392	95,122	761,709	717.92	1,061	26,550
39 TRANS-EUROPEAN DIVISION
40 Adriatic Union Conference	1,996,429	560.95	93,208	26.19	97,946	2,187,583	614.66	3,559	64,221
41 Baltic Union Conference	2,920,876	514.78	143,846	25.35	24,929	91,350	...	437,274	3,618,275	637.69	5,674	113,022
42 British Union Conference	34,315,817	855.59	1,015,982	25.33	46,860	...	87,905	3,191,991	38,658,555	963.86	40,108	928,134
43 Danish Union of Churches Conference	2,394	...
44 Finland Union of Churches Conference	2,927,849	660.02	123,163	27.76	11,656	97,578	...	460,338	3,620,584	816.18	4,436	78,417
45 Hungarian Union Conference	2,557,374	499.19	102,750	20.06	18,372	634,202	3,312,698	646.63	5,123	59,917
46 Netherlands Union of Churches Conference	4,772,031	802.70	96,565	16.24	49,640	4,918,236	827.29	5,945	96,565
47 Norwegian Union Conference	6,249,907	1,393.51	331,698	73.96	35,777	328,863	422,746	631,025	8,000,016	1,783.73	4,485	310,455
48 Polish Union Conference	3,836,714	661.50	160,307	27.64	...	197,201	...	630,808	4,825,030	831.90	5,800	146,969
49 South-East European Union Conference	2,529,544	372.92	5,172	0.76	2,534,716	373.69	6,783	...
50 Swedish Union of Churches Conference	2,173,998	748.36	86,020	29.61	18,585	2,278,603	784.37	2,905	84,416
51 Attached Fields	632,947	596.56	29,616	27.91	2,562	1,070	392	95,122	761,709	717.92	1,061	26,550
DIVISION TOTALS	64,913,486	735.37	2,188,327	24.79	208,381	716,062	511,043	6,178,706	74,716,005	846.42	88,273	1,908,666
WEST-CENTRAL AFRICA DIVISION												
1 CAMEROON UNION MISSION
2 Adamaoua-Mayo Rey Conference	82,652	14.59	5,732	1.01	13,926	102,310	18.06	5,665	...
3 Benoue-Faro Mission	111,443	15.43	5,123	0.71	12,537	129,103	17.88	7,221	...
4 Central-South Cameroon Conference	345,269	42.87	16,661	2.07	40,764	402,694	50.00	8,054	...
5 East Cameroon Conference	336,777	14.00	17,687	0.74	43,322	397,786	16.54	24,049	...
6 Mbam-Sanaga Conference	421,140	27.02	17,551	1.13	42,726	481,417	30.89	15,584	...
7 North Cameroon Conference	312,736	8.34	16,892	0.45	41,510	371,138	9.90	37,496	...
8 Nyong-Afamba Conference	328,189	26.87	14,788	1.21	36,061	379,038	31.03	12,216	...
9 West Cameroon Conference	433,667	56.59	24,661	3.22	60,180	518,508	67.66	7,663	...
Totals	2,371,873	20.11	119,095	1.01	291,026	2,781,994	23.59	117,948	...
10 CENTRAL AFRICAN UNION MISSION
11 Central African Republic Mission	55,079	8.49	2,689	0.41	27,051	84,819	13.07	6,488	...
12 Chad Mission	117,046	26.99	1,730	0.40	8,999	127,775	29.47	4,336	...
13 Congo Mission	110,995	85.84	5,769	4.46	34,596	151,360	117.06	1,293	...
14 Equatorial Guinea Mission	236,819	134.18	11,951	6.77	61,642	310,412	175.87	1,765	...
15 Gabon Mission	257,716	97.77	17,635	6.69	128,204	403,555	153.09	2,636	...
Totals	777,655	47.08	39,774	2.41	260,492	1,077,921	65.26	16,518	...
16 EASTERN NIGERIA UNION CONF
17 Aba East Conference	338,863	10.48	18,382	0.57	238,500	595,745	18.42	32,345	...
18 Aba North Conference	172,359	7.06	6,401	0.26	117,190	295,950	12.12	24,423	...
19 Aba South Conference	250,181	12.63	10,491	0.53	138,961	399,633	20.17	19,809	...
20 Aba West Mission	80,852	12.39	2,670	0.41	32,386	115,908	17.76	6,528	...
21 Abia North-Central Conference	186,394	17.91	17,643	1.70	54,751	258,788	24.87	10,407	...
22 Akwa Ibom Conference	83,603	16.17	5,989	1.16	17,010	106,602	20.62	5,170	...
23 Anambra Mission	30,198	12.44	3,633	1.50	2,603	36,434	15.01	2,427	...
24 Bayelsa Mission	59,221	29.42	4,704	2.34	16,184	80,109	39.80	2,013	...
25 Cross River Conference	45,448	23.49	3,713	1.92	9,986	59,147	30.57	1,935	...

GENERAL STATISTICS BY DIVISIONS FOR 2022

Conference or Mission 1	Tithe and Offerings										Per Capita Basis	17
	7	8	9	10	11	12a	12b	13	14a	14b		
Conference or Mission	Tithe US\$	Tithe Per Capita US\$	World Mission Fund, Including Sabbath School US\$	World Mission Fund Per Capita US\$	Other General Conference Funds US\$	Intradivision Funds US\$	Ingathering Funds US\$	Local Church Funds US\$	Total Tithe and Offerings US\$	Total Tithe and Offerings Per Capita US\$	Membership Basis for Per Capita Calculations June 30, 2021 US\$	Sabbath School Mission Offerings US\$
WORLD SUMMARY (CONT'D)												
13 Trans-European Division	64,913,486	735.37	2,188,327	24.79	208,381	716,062	511,043	6,178,706	74,716,005	846.42	88,273	1,908,666
14 West-Central Africa Division	24,655,364	27.73	2,015,762	2.27	8,641,102	35,312,228	39.71	889,196	...
Attached to the General Conference:												
15 Chinese Union Mission	3,436,916	7.22	43,470	151,588	3,631,974	7.63	476,071	...
16 Middle East and North Africa Union Mission	5,351,473	968.24	40,760	7.37	145,008	144,679	...	1,147,392	6,829,312	1,235.63	5,527	40,172
17 Ukrainian Union Conference	4,494,874	108.03	113,443	2.73	...	113,443	...	340,331	5,062,091	121.66	41,609	113,443
18 Israel Field	864,683	1,044.30	17,141	20.70	881,824	1,065.00	828	16,147
WORLD TOTALS 2022	2,746,392,657	125.90	87,844,211	4.03	28,819,311	81,457,661	5,422,704	872,388,708	3,822,325,252	175.23	21,813,552	73,384,526
WORLD TOTALS 2021	2,665,226,483	123.53	79,045,112	3.66	21,368,945	75,125,687	5,207,015	798,779,785	3,644,753,027	168.93	21,575,453	65,574,234
Net Increase (Decrease)	81,166,174	2.37	8,799,099	0.37	7,450,366	6,331,974	215,689	73,608,923	177,572,225	6.30	238,099	7,810,292

Note—In accordance with General Conference Bylaws, Article XX, Section 4, "The basis for computing . . . per capita funds shall be the membership on June 30 of the preceding year . . ." (2021). Per capita totals for divisions are calculated for those unions and attached fields which report funds.

Note—ECD, ESD, IAD, NSD, SAD, SID, SUD, SSD, WAD, CHUM, MENA, UKUC and part of EUD and SPD are on the Combined Offering Plan.

Chapter 5 - Employees

Conference or Mission	Denominational Employees																								Total Active Employees	Literature Evangelists (Self-employed)	Honorary/ Emeritus Cred-entialed Employees
	22a		22b		23a		23b		24		25a		25b		26a		26b		27		29		30				
	FT	PT	FT	PT	FT	PT	FT	PT	FT	PT	FT	PT	FT	PT	FT	PT	FT	PT	FT	PT	FT	PT		C			
INTER-AMERICAN DIVISION																											
1 ATLANTIC CARIBBEAN UNION MISSION	4	...	1	4	1	...	10	...	35		
2 Cayman Islands Conference	8	...	1	...	4	10	...	2	4	...	59			
3 North Bahamas Conference	3	3	...	1	...	3	...	1	3	...	6	...	25	...			
4 South Bahamas Conference	16	16	7	...	6	17	...	19	...	90	...			
5 Turks and Caicos Islands Conference	4	5	6	9	...	28	...			
Totals	35	...	2	...	28	...	1	...	30	...	9	13	...	2	...	24	...	60	...	212	...			
6 BELIZE UNION MISSION	2	3	4	9	...			
7 Central Belize Mission	5	48	1	...	2	56	...			
8 North Belize Mission	5	89	3	97	...			
9 South West Belize Mission	2	84	1	87	...			
Totals	14	221	8	...	2	4	249	...			
10 CARIBBEAN UNION CONFERENCE	30	47	...	18	...	158	...	1	...	2	...	1	...	1	...	29	287	...			
11 East Caribbean Conference	24	...	1	...	56	...	3	...	25	...	15	5	8	...	20	...	159	...			
12 Grenada Conference	11	8	...	11	6	36	...			
13 Guyana Conference	28	...	2	31	...	22	5	...	7	...	18	...	4	...	117	...			
14 North Caribbean Conference	24	59	...	9	...	26	...	4	13	...	3	...	18	195	...			
15 South Caribbean Conference	49	...	16	...	64	20	...	29	...	12	...	18	...	1	...	5	...	72	...	286	...			
16 South Leeward Conference	20	...	2	...	58	...	1	...	25	...	5	8	5	124	...			
17 St Lucia Mission	18	10	19	...	3	46	...	14	...	110	...			
18 St Vincent and the Grenadines Mission	11	29	10	...	5	3	3	...	9	...	70	...			
19 Suriname Mission	3	1	...	4	1	...	2	...	5	...	16	...			
20 Tobago Mission	7	...	5	...	40	...	1	...	5	...	4	8	20	90	...			
Totals	225	...	26	...	363	...	32	...	328	...	103	...	14	...	61	...	13	...	160	...	124	...	1,490	...			
21 CENTRAL MEXICAN UNION MISSION	5	13	4	...	9	...	31	...			
22 Azteca Mexican Conference	13	23	...	10	13	...	6	...	64	...			
23 Bajio Mexican Conference	14	8	...	7	18	...	2	...	49	...			
24 Metropolitan Mexican Conference	15	20	...	12	6	...	16	...	76	...			
25 Mexiquense Mexican Mission	8	3	...	3	5	19	...			
26 Valley Mexican Conference	9	12	...	6	13	...	13	...	53	...			
Totals	64	79	...	38	59	...	44	...	297	...			
27 CHIAPAS MEXICAN UNION CONFERENCE	18	31	...	5	...	72	...	3	16	58	...	29	...	232	...			
28 Central Chiapas Conference	15	2	...	24	...	20	7	68	...			
29 Grijalva Conference	22	13	...	14	4	53	...			
30 North Chiapas Conference	36	17	...	19	6	78	...			
31 Palenque Mission	11	6	...	13	5	35	...			
32 Soconusco Conference	24	17	...	9	4	101	...			
33 South Chiapas Conference	19	8	...	19	4	50	...			
34 Upper Chiapas Conference	25	10	...	16	5	56	...			
35 West Chiapas Conference	28	14	...	17	7	66	...			
Totals	198	31	...	7	...	181	...	130	16	100	...	29	...	692	...			
36 CUBAN UNION CONFERENCE	11	56	...	3	21	98	...			
37 Central Conference	13	14	...	1	11	51	...			
38 Del Amanecer Conference	13	7	...	5	9	34	...			
39 East Conference	19	20	...	15	11	65	...			
40 Pinatena Mission	13	11	...	1	10	38	...			

Denominational Employees

Conference or Mission	22a		22b		23a		23b		24		25a		25b		26a		26b		27			29			30	28	31			
	Ministerial Credential		Commissioned Minister Credential		Commissioned Ministry of Teaching Credential		Administrative Ministries Credential		Missionary Credential		Ministerial License		Commissioned Minister License		Commissioned Ministry of Teaching License		Administrative Ministries License		Missionary License			All Other Employees Including Part Time and Casual*						Total Active Employees	Literature Evangelists (Self-employed)	Honorary/ Emeritus Cred-entialed Employees
	FT	PT	FT	PT	FT	PT	FT	PT	FT	PT	FT	PT	FT	PT	FT	PT	FT	PT	FT	PT	FT	PT	FT	PT						
1 Conference or Mission																														
INTER-AMERICAN DIVISION (CONT'D)																														
41 Villa Perla Mission.....	8								3		4										5									
42 West Conference.....	25							23	1	16										5	1									
Totals.....	102							134	6	62										72	1							52		
43 DOMINICAN UNION CONFERENCE.....	6							12		9										178		452						243		
44 Central Dominican Conference.....	46						4		16		24									6		41						137		
45 East Dominican Conference.....	22						3		6		16										2							49		
46 North Dominican Conference.....	21						3		10		5									1		36						76		
47 Northeast Dominican Conference.....	17						3		4		10									5		3						42		
48 South Dominican Conference.....	7						2		3		8									2		1						23		
49 Southeast Dominican Conference.....	30						3		7		32									9		13						94		
Totals.....	149						30		346		104									201		692						1,974		
50 DUTCH CARIBBEAN UNION MISSION.....	1								1																			3		
51 Aruba Mission.....	1								1		3																	6		
52 Bonaire Mission.....	12								6		2																	21		
53 Curacao Conference.....	14								8		6																	31		
Totals.....	14							8		6																		7		
54 EAST VENEZUELA UNION MISSION.....	5								10																			9		
55 Central East Venezuela Conference.....	7								3		9									3		18						49		
56 Central Llanos Venezuela Mission.....	9								1		9									3		19						54		
57 Central Venezuela Conference.....	12								7		8									13		70						140		
58 East Venezuela Conference.....	7								4		13									6		65						120		
59 Northeast Venezuela Mission.....	2								3		10									2		30						63		
60 South Bolivar Venezuela Mission.....	10								1		8									5		22						46		
61 South Central Venezuela Conference.....	8								1		12									8		28						66		
62 Southeast Venezuela Conference.....	6								7		13									5		72						103		
Totals.....	66							37		82										45		328						664		
63 EL SALVADOR UNION MISSION.....	2								6											2		2						14		
64 Central El Salvador Conference.....	5								11		10									7		36						113		
65 East El Salvador Conference.....	17								5		10									5		59						115		
66 Metropolitan El Salvador Conference.....	11							2		6										9		22						81		
67 Paracentral El Salvador Conference.....	14								2		3									8		35						76		
68 West El Salvador Conference.....	7								1		14									7		16						82		
Totals.....	56							27		43										38		170						481		
69 FRENCH ANTILLES-GUJIANA UNION CONF.....	2								14																			18		
70 French Guiana Mission.....	6								5		2									2		22						37		
71 Guadeloupe Conference.....	16								12		9									7		8						87		
72 Martinique Conference.....	16								9		11									37		31						153		
Totals.....	40							22		22										33		34						295		
73 GUATEMALA UNION MISSION.....	5								4											6								17		
74 Altiplano Guatemala Mission.....	5								3		7									4		60						84		
75 Central Guatemala Conference.....	7								2		6									3		30						50		
76 East Guatemala Mission.....	7										9									3		67						90		
77 Lago Guatemala Mission.....	3										5									3		31						41		
78 Metropolitan Guatemala Conference.....	8								2		4									2		50						66		

GENERAL STATISTICS BY DIVISION FOR 2022

Conference or Mission	Denominational Employees																												
	22a		22b		23a		23b		24		25a		25b		26a		26b		27		29		30	28	31				
	FT	PT	FT	PT	FT	PT	FT	PT	FT	PT	FT	PT	FT	PT	FT	PT	FT	PT	FT	PT	FT	PT	C	Total Active Employees	Literature Evangelists (Self-employed)	Honorary/ Emeritus Cred-entialed Employees			
INTER-AMERICAN DIVISION (CONT'D)																													
79 North Guatemala Mission	8						2						6						3					66			85	1	
80 South Guatemala Mission	8					3			4		10								1				3				89		
81 West Guatemala Conference	15								3		9								2					53			82	7	
Totals	66						6			20		56							24					419			604	56	
82 HAITIAN UNION MISSION	19					41			7															300			870		
83 Central-Haiti Conference	17					1			1															10			141		
84 North Haiti Mission	25					13			3		40								29					317			436	133	
85 Northwest Haiti Mission	29								1		19								4					65			125	4	
86 Plaine du Cul de Sac Mission	21								2		14								1					281			327	2	
87 South Haiti Mission	23								3		22								8					5			594	120	
Totals	134					55			17		95								113					978			2,493	259	
88 HONDURAS UNION MISSION	2																							2			14		
89 Atlantic Honduras Conference	7										10								5					46			75	1	
90 Bay Islands Conference	7								8		3								3					74			123	1	
91 Central-Honduras Conference	11								5		14								14					71			123	3	
92 Comayagua Conference	13								4		6								4					49			83	2	
93 Northwest Honduras Conference	13								2		14								10					78			133	3	
Totals	53					40			10		47								38					320			551	10	
94 INTER-OCEANIC MEXICAN UNION CONF.	8																										33		
95 Alpine Mission	13										7													32			64	12	
96 Central Veracruz Mission	15										3													26			56	7	
97 Chontalpa Conference	15										5													115			158	37	
98 Istmus Conference	15										1													53			95	10	
99 Los Tuxtlas Mission	18										3													91			158	35	
100 North Veracruz Conference	17										5													71			119	8	
101 Oaxaca Conference	8										2													30			63	13	
102 Olmeca Conference	21										1													59			110	2	
103 South Pacific Conference	18										9													113			162	20	
104 South Veracruz Conference	19										6													64			102	55	
105 Southeast Veracruz Mexican Conference	20										14													117			172	24	
Totals	187					37					106													771			1,292	223	
106 JAMAICA UNION CONFERENCE	14																										883		
107 Central Jamaica Conference	47										23													299			834		
108 East Jamaica Conference	34										8													15			123	31	
109 North East Jamaica Conference	12										9													10			79	22	
110 North Jamaica Conference	15										10													13			62	39	
111 West Jamaica Conference	49										18													26			171	44	
Totals	171										70													378			1,508	166	
112 NORTH COLOMBIAN UNION CONFERENCE	19																							411			834		
113 Atlantic Colombian Conference	19										8													32			64		
114 Caribbean Colombian Conference	18										14													6			63		
115 Colombian Islands Mission	1																							3			33	1	
116 East Central Colombian Conference	16										5													59			87		
117 East Colombian Conference	35										2													164			230		
118 Northeast Colombian Conference	25										5													120			165		
119 Southwest Colombian Mission	12										4													67			92		
120 West Central Colombian Conference	24										8													101			138		
Totals	169										49													963			1,706		

GENERAL STATISTICS BY DIVISION FOR 2022

Conference or Mission	Denominational Employees																			Total Active Employees	Literature Evangelists (Self-employed)	Honorary/ Emeritus Cred-entialed Employees						
	22a		22b		23a		23b		24		25a		25b		26a		26b		27				29		30	28	31	
	FT	PT	FT	PT	FT	PT	FT	PT	FT	PT	FT	PT	FT	PT	FT	PT	FT	PT	FT				PT	FT				PT
SOUTH PACIFIC DIVISION (CONT'D)																												
7 South Queensland Conference.....	59	3	2	1	131	32	17	...	17	2	4	...	1	1	47	18	6	...	13	5	144	280	346	1,129	22	
8 Tasmanian Conference.....	8	1	15	9	4	...	2	2	2	22	25	90	3	
9 Victorian Conference.....	46	8	5	...	119	42	5	...	7	1	10	...	4	2	26	9	1	...	6	3	99	396	342	1,131	
10 Western Australian Conference.....	29	1	2	...	22	12	3	...	10	5	3	15	8	1	...	9	4	11	94	21	250	
Totals.....	307	22	15	3	687	212	39	2	104	36	55	4	9	5	206	74	78	54	133	99	598	1,580	1,477	5,799	30	247	...	
SOUTH PACIFIC DIVISION (CONT'D)																												
11 NEW ZEALAND PACIFIC UNION CONF.....	2	...	12	8	...	10	2	...	1	...	20	...	8	2	...	65	...	26	...	
12 Cook Islands Mission.....	3	1	11	2	3	...	2	1	...	23	
13 French Polynesia Mission.....	12	8	...	3	...	17	...	2	1	16	59	12	
14 New Caledonia Mission.....	5	1	1	...	7	
15 North New Zealand Conference.....	40	1	3	...	43	...	3	...	7	...	7	17	...	1	...	15	3	36	7	...	183	
16 Pitcairn Field Station.....	
17 South New Zealand Conference.....	8	...	1	...	9	...	1	...	2	4	2	2	3	1	11	8	...	53	
Totals.....	70	1	16	1	71	...	15	...	39	4	11	...	1	...	22	...	2	...	41	4	74	18	...	390	12	26	...	
PAPUA NEW GUINEA UNION MISSION.....																												
18 Bougainville Mission.....	14	...	2	...	30	...	4	...	55	...	1	...	1	38	...	7	...	152	4	
19 Central Papua Conference.....	13	...	2	...	13	...	1	...	3	...	22	108	1	163	
20 Eastern Highlands Simbu Mission.....	48	...	3	...	130	...	1	...	32	...	60	...	3	...	66	18	361	79	
21 Madang Manus Mission.....	107	...	1	...	38	...	1	...	9	...	35	32	6	...	8	...	205	28	
22 Morobe Mission.....	17	...	1	...	64	...	1	...	2	...	12	4	4	132	24	
23 New Britain New Ireland Mission.....	52	...	1	...	24	...	1	...	9	...	41	...	3	...	42	8	...	24	...	205	80	
24 Northern and Milne Bay Mission.....	25	...	2	...	1	...	1	...	10	...	30	11	3	...	3	...	86	71	
25 Sepik Mission.....	12	...	1	...	19	2	...	9	11	...	1	...	2	...	34	...	90	29	
26 South West Papua Mission.....	14	...	1	...	27	3	...	18	...	1	...	29	...	1	...	9	...	35	...	138	
27 Western Highlands Mission.....	11	...	1	...	1	...	1	...	1	...	7	22	1	...	1	...	45	6	
Totals.....	130	...	2	...	65	...	12	...	8	...	68	...	9	...	321	...	2	...	94	...	150	...	1,895	343	
TRANS PACIFIC UNION MISSION.....																												
29 American Samoa Mission.....	1	1	
30 Kiribati Mission.....	7	...	2	...	4	...	4	...	3	...	6	10	...	2	...	6	34	6	
31 Niue Field Station.....	42	6	3	14	10	2	...	57	
32 Samoa-Tokelau Mission.....	5	1	
33 Solomon Islands Mission.....	24	...	1	...	17	...	5	...	2	...	15	17	11	91	21	
34 Tonga Mission.....	75	...	7	...	651	...	30	...	8	...	28	...	11	...	282	...	14	...	33	...	141	...	1,274	170	
35 Tuvalu Region.....	12	22	...	3	...	2	...	4	...	4	...	13	...	2	...	2	...	5	...	76	
36 Vanuatu Mission.....	1	...	6	...	4	1	3	6	...	15	
Totals.....	193	...	16	...	828	...	44	...	81	...	94	...	19	...	380	...	21	...	152	...	193	12	2,033	237	
<i>Note—Statistics for Nauru Attached Church are on the Trans Pacific Union row.</i>																												
SOUTH PACIFIC DIVISION.....																												
39 Australian Union Conference.....	28	...	4	1	52	5	27	...	184	15	8	3	10	...	11	...	116	17	1,975	1,196	967	4,619	...	6	...	
40 New Zealand Pacific Union Conference.....	307	22	15	3	687	212	39	2	104	36	55	4	9	5	206	74	78	54	133	99	598	1,580	1,477	5,799	30	247	...	
41 Papua New Guinea Union Mission.....	70	1	16	1	71	...	15	...	39	4	11	...	1	...	22	...	2	...	41	4	74	18	...	390	12	26	...	
42 Trans Pacific Union Mission.....	443	...	15	...	412	...	12	...	134	...	303	...	9	...	321	...	2	...	94	...	150	...	1,895	343	
Totals.....	1,041	23	66	5	2,050	217	137	2	542	55	471	7	38	5	939	74	114	54	536	120	2,990	2,806	2,444	14,736	622	302	...	
<i>Note—SPD did not report in 2022; repeated figures from 2021</i>																												
SOUTHERN AFRICA-INDIAN OCEAN DIVISION																												
1 Botswana Union Conference.....	5
2 North Botswana Conference.....	5	...	13	1	...	4	7	17	...	26	...	

Conference or Mission	Denominational Employees																								
	22a		22b		23a		23b		24		25a		25b		26a		26b		27		29		30	28	31
	FT	PT	FT	PT	FT	PT	FT	PT	FT	PT	FT	PT	FT	PT	FT	PT	FT	PT	FT	PT	Total Active Employees	Literature Evangelists (Self-employed)			
SOUTHERN ASIA DIVISION (CONT'D)																									
47 North Karnataka Section.....	1	...	2	...	1	...	1	...	1	...	20	2	28	11	...
48 Raichur-Bellary Region.....	4	8	1	...	13	2	...
49 South Karnataka Section.....	2	...	1	1	...	2	...	8	...	1	1	16	10	...
Totals.....	48	...	24	...	239	...	5	...	64	...	71	...	3	...	4	181	...	3	...	642	113	...
50 SOUTHEAST INDIA UNION SECTION.....	10	27	520	...	507	...	1,064	...	75
51 Chennai Metro Section.....	21	2	...	3	10	...	3	...	39	4	...
52 Coimbatore Tirupur Region.....	7	1	2	...	4	...	14	1	...
53 Dharmapuri Region.....	5	1	...	4	8	...	2	...	20	1	...
54 Erode Nigiris Section.....	6	1	...	4	3	...	4	...	18	1	...
55 Kanchipuram-Chengalpattu Section.....	6	2	...	2	2	...	1	...	13	1	...
56 North Tamil Conference.....	5	3	...	2	16	...	4	...	30	4	...
57 Pudukottai-Thirumayam Region.....	1	1	3	5	1	...
58 Sivagangai Ramanathapuram Section.....	7	2	...	2	1	...	3	...	15
59 South Tamil Conference.....	27	4	...	5	10	...	4	...	50	3	...
60 Thanjavur-Karaikal Section.....	5	2	...	8	5	...	2	...	22	2	...
61 Theni-Periyakulam Region.....	2	2	...	2	1	5
62 Vellore Section.....	6	2	...	6	2	...	1	...	17	1	...
63 Villupuram-Indivanam Region.....	3	1	3	...	6	...	13
Totals.....	111	48	...	39	586	...	541	...	1,325	19	...
64 SOUTHWEST INDIA UNION SECTION.....	3	5	63	...	143	...	309	...	15
65 Alappuzha-Pathanamthitta Section.....	7	3	1	...	7	...	18
66 Idukki Section.....	4	3	...	6	...	13	40	...
67 Malabar Region.....	30	...
68 North Kerala Section.....	11	1	1	...	11	...	26	50	...
69 South Kerala Section.....	13	1	1	...	30	...	49
Totals.....	38	6	...	4	69	...	197	...	415	120	...
70 WESTERN INDIA UNION SECTION.....	5	...	4	4	9	...	3	...	25
71 Central Maharashtra Conference.....	9	...	1	...	12	3	...	13	38	...	40	...	135
72 Gujarat Conference.....	8	...	3	...	24	1	...	1	66	...	77	...	223
73 Mumbai Metro Section.....	5	4	3	...	5	2	...	7	...	31
74 North Maharashtra Section.....	4	5	10	11	...	4	...	41
75 Saurashtra Region.....	1	7	1	...	2	15	...	14	...	4
76 South Gujarat Region.....	1	5	4	...	2	43	...	19	...	105
77 South Maharashtra Section.....	7	...	1	4	...	10	9	...	14	...	35
78 Vidarbha Region (Nagpur).....	1	1	...	2
Totals.....	41	...	9	...	57	17	...	45	...	5	...	98	...	4	...	193	...	179	...	648
79 ATTACHED FIELDS.....
80 Andaman and Nicobar Island Region.....	1	1	2
81 East Himalayan Field.....	2	2	5
82 Himalayan Section.....	5	...	2	2	14
Totals.....	8	...	2	2	...	4	...	4	1	21
83 SOUTHERN ASIA DIVISION.....	51	108	...	2	495	...	1,238	...	1,902	...	28
84 East-Central India Union Section.....	157	1	...	3	343	...	214	...	718	...	350
85 Northeast India Union Section.....	100	...	5	...	101	39	...	67	75	...	336	...	884
86 Northern India Union Section.....	63	...	22	...	172	119	...	71	47	...	157	...	725	...	341
87 South-Central India Union Section.....	48	...	24	...	239	64	...	71	181	...	3	...	642	113	...

Conference or Mission	Denominational Employees																								
	22a		22b		23a		23b		24		25a		25b		26a		26b		27		29		30	28	31
	Ministerial Credentialed	Commissioned Minister Credentialed	Commissioned Ministry of Teaching Credentialed	Administrative Ministries Credentialed	Missionary Credentialed	Missionary License	Ministerial License	Commissioned Minister License	Commissioned Ministry of Teaching License	Administrative Ministries License	Missionary License	All Other Employees Including Part Time and Casual*	PT	FT	PT	FT	Missionary License	PT	FT	PT	FT	Total Active Employees	Literature Evange- lists (Self- employed)	Honorary/ Emeritus Cred- entialed Employees	

SOUTHERN ASIA-PACIFIC DIVISION (CONT'D)

Totals.....	22	77	11	15	65	3	308	13	54	568	8	58
77 SOUTHERN ASIA-PACIFIC DIVISION.....	32	98	...	1	27	158	9	158	9
78 Bangladesh Union Mission.....	39	297	11	1,013	7	1,013	18
79 Central Philippine Union Conference.....	181	828	...	68	384	10	96	36	127	1,730	590	1,730	26
80 East Indonesia Union Conference.....	347	938	...	295	20	...	202	26	49	7	51	1,935	357	1,935	5
81 Malaysia Union Mission.....	69	223	...	120	101	...	15	528	98	528	1
82 Myanmar Union Mission.....	106	128	...	77	36	...	354	1,602	55	1,602	55
83 North Philippine Union Conference.....	250	1,779	...	91	466	...	535	130	156	3,407	56	3,407	56
84 Pakistan Union Section.....	28	1	58	...	11	5	...	40	20	167	330	6	330	6
85 South Philippine Union Conference.....	303	901	...	108	478	...	1,006	36	159	2,991	49	2,991	49
86 Southeastern Asia Union Mission.....	102	444	...	138	220	2	472	52	3	1,433	74	1,433	17
87 West Indonesia Union Mission.....	495	1,902	6	200	625	...	1,472	413	86	5,199	311	5,199	4
88 Attached Fields.....	22	77	11	15	65	3	308	13	54	568	8	568
DIVISION TOTALS.....	1,974	1	7,673	17	1,124	25	...	2,655	61	5,140	687	791	20,148	5,831	20,148	240

TRANS-EUROPEAN DIVISION

1 ADRIATIC UNION CONFERENCE.....	5	1	2	11	11
2 Albanian Mission of SDA.....	4	2	6	6
3 Croatian Conference.....	13	4	9	26	26
4 Slovenian Conference.....	1	2	4	8	8
Totals.....	23	1	7	17	51	51
5 BALTIC UNION CONFERENCE.....	1	1	1	2	7	7	11
6 Estonian Conference.....	5	2	3	4	...	21	21
7 Latvian Conference.....	8	7	9	2	...	7	6	...	48	48
8 Lithuanian Conference.....	10	1	1	15	15
Totals.....	24	8	3	12	6	2	7	10	...	91	91	11
9 BRITISH UNION CONFERENCE.....	14	15	7	1	15	5	6	1	...	85	85	190
10 Irish Mission.....	7	1	2	2	12	12
11 North England Conference.....	43	2	9	...	6	9	4	81	2	81	2
12 Scottish Mission.....	6	1	7	7
13 South England Conference.....	84	1	4	...	13	1	4	40	1	18	2	...	180	180
14 Welsh Mission.....	4	1	2	1	8	8
Totals.....	158	1	9	...	37	8	11	68	14	24	3	...	373	2	373	190
15 DANISH UNION OF CHURCHES CONF.....	8	3	5	3	3	2	9	4	...	41	41	20
16 FINLAND UNION OF CHURCHES CONF.....	8	2	5	1	2	6	1	85	10	...	166	166	85
17 HUNGARIAN UNION CONFERENCE.....	10	11	6	...	88	75	8	206	206	30
18 Duna Conference.....	18	3	2	...	2	2	28	23	23
19 Tisza Conference.....	18	1	...	2	1
Totals.....	46	4	14	...	4	9	...	88	75	8	257	257	30
20 NETHERLANDS UN OF CHURCHES CONF.....	18	1	3	4	1	...	2	...	37	37	20
21 NORWEGIAN UNION CONFERENCE.....	...	1	15	10	13	4	7	57	1	57	18
22 East Norway Conference.....	1	1	1	14	3	...	20	20
23 North Norway Conference.....	3	3	3

Conference or Mission	Denominational Employees																	Total Active Employees	Literature Evangelists (Self-employed)	Honorary/ Emeritus Cred-entialed Employees								
	22a		22b		23a		23b		24		25a		25b		26a		26b				27			29			30	
	Ministerial Credential	Commissioned Minister Credential	Commissioned Minister Credential	Commissioned Minister Credential	Administrative Ministries Credential	Missionary Credential	Ministerial License	Commissioned Minister License	Commissioned Minister License	Commissioned Minister License	Administrative Ministries License	Missionary License	Administrative Ministries License	Commissioned Minister License	Commissioned Minister License	Administrative Ministries License	Missionary License				All Other Employees including Part Time and Casual*	FT	PT	C	FT	PT	C	FT
10 Southern Africa-Indian Ocean Division	1,320	5	85	...	505	2	123	13	1,523	3	713	3	19	25	190	...	65	1	666	8	1,248	409	68	6,994	4,237	475		
11 Southern Asia Division	617	...	62	...	569	...	38	...	402	...	306	...	12	...	414	...	5	...	1,990	...	2,865	7,280	282	809		
12 Southern Asia-Pacific Division	1,974	1	7,673	17	1,124	25	2,655	61	5,140	687	791	20,148	5,831	240		
13 Trans-European Division	402	14	52	8	27	12	47	4	149	40	64	1	26	9	6	26	18	3	171	39	402	131	8	1,659	15	410		
14 West-Central Africa Division	1,222	2	97	15	893	13	149	1	1,405	10	442	118	119	...	233	6	29	...	524	6	1,029	1,046	614	7,973	878	...		
Attached to the General Conference:																												
15 Chinese Union Mission	181	...	24	...	55	...	14	...	80	...	24	21	...	2	...	5,085	...	1,839	50	194	7,569	...	8		
16 Middle East and North Africa Union Mission	48	1	1	...	16	1	11	...	46	17	21	...	1	21	8	177	20	4	393		
17 Ukrainian Union Conference	249	3	1	...	20	...	23	1	20	...	111	79	8	23	3	4	21	536	210	29	1,341	106	199		
18 Israel Field	6	2	...	1	1	10		
WORLD TOTALS 2022	21,721	182	1,257	46	10,102	315	2,035	51	23,637	443	8,603	254	868	82	4,692	208	647	119	17,983	610	229,075	17,046	12,538	352,514	23,607	10,948		
WORLD TOTALS 2021	21,196	180	1,140	48	9,317	327	1,767	46	24,195	532	8,483	247	976	205	4,637	183	589	89	18,035	641	207,173	15,629	12,690	328,325	22,013	10,647		
Net Increase (Decrease)	525	2	117	(2)	785	(12)	268	5	(558)	(89)	120	7	(108)	(123)	55	25	58	30	(52)	(31)	21,902	1,417	(152)	24,189	1,594	301		

*Includes those employees with a "Teachers License"

WORLD SUMMARY (CONT'D)

Chapter 6 - Institutions

SECTION I—EDUCATIONAL INSTITUTIONS AND PRIMARY SCHOOLS

Table 27

Division and Institution	Category (SDA Yearbook 2023 ed. p.477)	Enrollment and Graduates			Teachers and Other Employees			Division and Institution	Category (SDA Yearbook 2023 ed. p.477)	Enrollment and Graduates			Teachers and Other Employees		
		SDA Enrollment	Total Enrollment	Graduates	SDA Teachers	Total Teachers	Other Employees			SDA Enrollment	Total Enrollment	Graduates	SDA Teachers	Total Teachers	Other Employees
PART 1—Tertiary Institutions								NORTH AMERICAN DIVISION (CONTD)							
Parenthesized figures after "Totals" represent the number of tertiary institutions in the divisions.								Pacific Union Conference							
EAST-CENTRAL AFRICA DIVISION								La Sierra University							
East Kenya Union Conference								Loma Linda University*							
Adventist University of Africa* (2019)								Pacific Union College							
Eastern Ethiopia Union Mission								Southern Union Conference							
Ethiopia Adventist College								AdventHealth University							
North East Congo Union Mission								Oakwood University							
Adventist University of Lukanga								Southern Adventist University							
Northern Tanzania Union Conference								Southwestern Union Conference							
The University of Arusha								Southwestern Adventist University							
Rwanda Union Mission								Totals (13)							
Adventist University of Central Africa								NORTHERN ASIA-PACIFIC DIVISION							
Uganda Union Mission								Japan Union Conference							
Bugema University								Saniku Gakuin College							
West Kenya Union Conference								Korean Union Conference							
University of Eastern Africa Baraton								Sahmyook Health University							
Totals (7)								Sahmyook University							
EURO-ASIA DIVISION								Attached Field: Taiwan Conference							
West Russian Union Conference								Taiwan Adventist College							
Zaoksky Adventist University								Totals (4)							
INTER-AMERICAN DIVISION								SOUTH AMERICAN DIVISION							
Caribbean Union Conference								Argentina Union Conference							
University of the Southern Caribbean								Misiones Adventist College							
Chiapas Mexican Union Conference								River Plate Adventist University							
Linda Vista University								Bolivia Union Mission							
Cuban Union Conference								Bolivia Adventist University							
Cuba Adv Theological Seminary								Central Brazil Union Conference							
Dominican Union Conference								Brazil Adventist University							
Dominican Adventist University								Campus Engenheiro Coelho							
Haitian Union Mission								Campus Hortolandia							
Adventist University of Haiti								Campus Sao Paulo							
Jamaica Union Conference								Distance Learning							
Northern Caribbean University								Latin-American Adv Theol Seminary							
North Colombian Union Conference								Chile Union Mission							
Colombia Adventist University Corp								Chile Adventist University							
North Mexican Union Conference								East Brazil Union Mission							
Montemorelos University								Bahia Adventist College							
Navojua University								Ecuador Union Mission							
Puerto Rican Union Conference								Ecuador Adventist College							
Antillean Adventist University								North Brazil Union Mission							
Inter-American Adv Theol Seminary								Amazonia Adventist College							
South Central American Union Mission								North Peru Union Mission							
Central American Adv University								Peruvian Union University (Lima)							
West Venezuela Union Mission								Juliacá Campus							
Venezuela Adventist University Inst								Tarapoto Campus							
Totals (13)								Paraguay Union of Churches Mission							
INTER-EUROPEAN DIVISION								Paraguay Adventist University (2021)							
Austrian Union of Churches Conference								South Brazil Union Conference							
Bogenhofen Seminary								Parana Adventist College							
Czecho-Slovakian Union Conference								Southeast Brazil Union Conference							
Czecho-Slovakian Un Adv Theol Inst								Minas Gerais Adventist College							
Franco-Belgian Union Conference								Totals (18)							
Collonges Adventist University								SOUTH PACIFIC DIVISION							
Italian Union of Churches Conference								Australian Union Conference							
Italian Adventist University Villa Aurora								Avondale University							
North German Union Conference								Papua New Guinea Union Mission							
Friedensau Adventist University								Pacific Adventist University							
Romanian Union Conference								Sonoma Adventist College							
Adventus University Cernica								Trans Pacific Union Mission							
Spanish Union of Churches Conference								Fulton Adventist University College							
Sagunto Adventist College								Totals (4)							
Totals (7)								SOUTHERN AFRICA-INDIAN OCEAN DIVISION							
NORTH AMERICAN DIVISION								Indian Ocean Union Conference							
Canada, SDA Church in								Adventist University Zurcher							
Burman University								Malawi Union Conference							
Columbia Union Conference								Malawi Adventist University							
Kettering College								Southern Africa Union Conference							
Washington Adventist University								Helderberg College of Higher Education							
Lake Union Conference								Southern Zambia Union Conference							
Andrews University*								Rusangu University							
Mid-America Union Conference								Zimbabwe West Union Conference							
America College								Solusi University							
North Pacific Union Conference								Totals (5)							
Walla Walla University															

Division and Institution	Category (SDA Yearbook 2023 ed. p.477)	Enrollment and Graduates			Teachers and Other Employees		
		SDA Enrollment	Total Enrollment	Graduates	SDA Teachers	Total Teachers	Other Employees
PART 1—Tertiary Institutions (Cont'd)							
SOUTHERN ASIA DIVISION							
East-Central India Union Section							
Flaiz Adventist College (2021)	C	98	104	20	13	17	9
Northeast India Union Section							
Northeast Adventist University (2021) . .	C	146	296	28	30	50	8
Northern India Union Section							
Roorkee Adventist College (2021)	C	39	258	81	17	22	9
South-Central India Union Section							
Lowry Adventist College (2021)	C	227	594	171	30	47	9
Southeast India Union Section							
Vellore Adv Coll of Education (2021) . . .	C	61	165	93	1	7	6
Western India Union Section							
METAS Adv College (Surat) (2021)	C	24	1,008	359	19	37	24
Spicer Adventist University (2021)	G	154	202	63	56	75	47
Totals (7)		749	2,627	815	166	255	112
SOUTHERN ASIA-PACIFIC DIVISION							
Bangladesh Union Mission							
Bangladesh Adv Sem and College	C	93	99	20	13	13	4
Central Philippine Union Conference							
Central Philippine Adv College	C	2,085	2,812	69	77	77	49
East Indonesia Union Conference							
Klabat University	C	1,827	3,162	462	129	130	82
Myanmar Union Mission							
Myanmar Union Adventist Seminary	C	457	491	...	39	39	17
North Philippine Union Conference							
Adv Intl Inst of Advanced Stud* (2019) .	G	713	714	123	39	39	73
Adventist University of the Philippines . .	G	1,699	2,376	409	180	201	248
Manila Adventist College	C	472	694	147	69	105	32
Naga View Adventist College	C	17	17	7
Northern Luzon Adventist College	G	153	315	15	11	12	26
Pakistan Union Section							
Pakistan Adv Sem and College	C	43	49	7	8	8	...
South Philippine Union Conference							
Mountain View College	C	1,341	1,373	214	78	79	22
Northern Mindanao Adventist College . .	C	212	869	109	52	58	34
South Philippine Adventist College	C	761	797	92	34	34	27
Southeastern Asia Union Mission							
Asia-Pacific International University . . .	G	533	943	...	72	95	72
West Indonesia Union Mission							
Indonesia Adventist University	C	1,467	1,602	...	86	86	...
Surya Nusantara Adventist College	C	280	358	62	26	27	11
Totals (16)		12,136	16,654	1,729	930	1,020	704
TRANS-EUROPEAN DIVISION							
Adriatic Union Conference							
Adriatic Union College	C	24	25	3	3	3	2
British Union Conference							
Newbold College of Higher Education . .	G	86	86	31	8	8	25
Hungarian Union Conference							
Hungarian Adv Theological College	C	53	82	28	29	34	4
Polish Union Conference							
Polish College of Theol & Humanities . . .	C	70	986	142	34	57	16
South-East European Union Conference							
Belgrade Theological Seminary	C	27	27	2	16	16	6
Totals (5)		260	1,206	206	90	118	53
WEST-CENTRAL AFRICA DIVISION							
Cameroon Union Mission							
Adventist University Cosendai	C	311	655	167	36	89	18
Southern Ghana Union Conference							
Valley View University (2021)	G	2,874	6,413	1,825	69	90	343
Western Nigeria Union Conference							
Babcock University	G	483	11,051	...	317	577	577
Totals (3)		3,668	18,119	1,992	422	756	938
<i>Attached to the General Conference:</i>							
CHINESE UNION MISSION							
Chinese Adventist Seminary	C	531	617	123	16	32	65
Hong Kong Adventist College	C	18	104	15	8	24	34
Totals (2)		549	721	138	24	56	99
MIDDLE EAST AND NORTH AFRICA UNION MISSION							
Middle East University	G	49	148	34	21	21	25
UKRAINIAN UNION CONFERENCE							
Ukrainian Adv Center of Higher Edu	C	427	697	59	72	135	35
WORLD TOTALS 2022 (107)		67,256	144,277	23,600	10,280	15,045	9,604

Division and Institution	Category (SDA Yearbook 2023 ed. p.477)	Enrollment and Graduates			Teachers and Other Employees		
		SDA Enrollment	Total Enrollment	Graduates	SDA Teachers	Total Teachers	Other Employees

*General Conference institutions are listed in the division where the home campus is located. Note—Dates in parentheses following the entries indicate the year of the most recent report.

Division and Union	Schools	Enrollment and Graduates			Teachers and Other Employees		
		SDA Enrollment	Total Enrollment	Graduates	SDA Teachers	Total Teachers	Other Employees

PART 2—Worker Training Institutions

EAST-CENTRAL AFRICA DIVISION							
East Kenya Union Conference	6	110	182	204	37	40	24
Rwanda Union Mission	4	598	1,003	416	36	55	49
Uganda Union Mission	5	511	745	52	54	60	28
Totals	15	1,219	1,930	672	127	155	101

EURO-ASIA DIVISION							
West Russian Union Conference	1	20	23	16	2	2	1

INTER-AMERICAN DIVISION							
Belize Union Mission	1	67	116	22	9	9	4

INTER-EUROPEAN DIVISION							
Romanian Union Conference	2	43	167	159	24	26	5

SOUTH PACIFIC DIVISION							
Australian Union Conference	1	54	67	28	3	3	...
Trans Pacific Union Mission	1	173	217	43	17	17	5
Totals	2	227	284	71	20	20	5

SOUTHERN AFRICA-INDIAN OCEAN DIVISION							
Botswana Union Conference	1	53	215	43	8	31	62
North-Eastern Angola Union Miss	1	550	1,136	...	26	41	15
Southern Africa Union Conference . . .	1	30	145	96	18	20	17
Southern Zambia Union Conference . . .	1	232	623	234	14	17	31
Totals	4	865	2,119	373	66	109	125

SOUTHERN ASIA DIVISION							
Southwest India Union Section (2021) . .	1	21	148	37	3	18	15

SOUTHERN ASIA-PACIFIC DIVISION							
Bangladesh Union Mission	1	117	255	42	10	13	16
East Indonesia Union Conference	3	90	189	44	28	31	8
North Philippine Union Conference	1	4	184	184	4	4	4
Totals	5	211	628	270	42	48	28

WEST-CENTRAL AFRICA DIVISION							
Cameroon Union Mission	2	22	73	65	7	12	5
Eastern Sahel Union Mission	2	20	327	327	17	38	6
Northern Ghana Union Conference	3	1,233	4,146	821	142	210	146
Totals	7	1,275	4,546	1,213	166	260	157

Attached to the General Conference:
UKRAINIAN UNION CONFERENCE
 Central Ukrainian Conference 1 75 125 ... 6 7 ...

WORLD TOTALS 2022	39	4,023	10,086	2,833	465	654	441
------------------------------------	-----------	--------------	---------------	--------------	------------	------------	------------

Note—Dates in parentheses following the entries indicate the year of the most recent report.

Division and Institution	Schools	Enrollment and Graduates			Teachers and Other Employees		
		SDA Enrollment	Total Enrollment	Graduates	SDA Teachers	Total Teachers	Other Employees

PART 3—Secondary Schools

EAST-CENTRAL AFRICA DIVISION							
Burundi Union Mission	29	1,480	3,470	302	109	207	95
East Congo Union Mission	144	11,432	23,408	1,113	475	782	126
East Kenya Union Conference	30	1,531	2,577	658	154	200	145
Eastern Ethiopia Union Mission	9	491	4,301	367	99	172	143
North East Congo Union Mission	466	41,900	78,481	3,505	3,133	5,380	484
Northern Tanzania Union Conference . .	16	2,799	3,638	675	240	243	209
Rwanda Union Mission	24	6,073	11,837	2,329	180	382	90
Southern Tanzania Union Mission	7	795	1,147	188	71	71	50
Uganda Union Mission	41	5,279	10,010	1,103	341	662	399
West Congo Union Mission	296	14,027	49,048	4,768	1,684	3,472	125
West Kenya Union Conference	24	1,575	2,520	498	126	136	98
Western Ethiopia Union Mission	2	879	2,836	577	48	60	69

Division and Institution	Schools	Enrollment and Graduates			Teachers and Other Employees		
		SDA Enrollment	Total Enrollment	Graduates	SDA Teachers	Total Teachers	Other Employees

PART 3—Secondary Schools (Cont'd)

WORLD TOTALS 2022	2,793	206,391	615,171	92,881	25,479	40,115	13,437
-------------------	-------	---------	---------	--------	--------	--------	--------

Note—Dates in parentheses following the entries indicate the year of the most recent report.

Division and Union	Schools	Enrollment		Teachers and Other Employees		
		SDA Enrollment	Total Enrollment	SDA Teachers	Total Teachers	Other Employees

PART 4—Primary Schools*

EAST-CENTRAL AFRICA DIVISION

Burundi Union Mission	52	12,265	24,550	279	554	52
East Congo Union Mission	354	14,604	48,317	1,179	1,471	169
East Kenya Union Conference	108	3,256	7,334	313	452	242
Eastern Ethiopia Union Mission	40	2,034	15,062	236	474	184
North East Congo Union Mission	1,008	154,825	243,835	5,448	6,530	801
Northern Tanzania Union Conference	17	2,329	4,555	140	223	176
Rwanda Union Mission	63	16,021	40,239	443	1,113	260
Southern Tanzania Union Mission	8	1,022	2,589	114	155	128
Uganda Union Mission	264	29,655	71,235	940	2,032	348
West Congo Union Mission	478	35,637	103,348	2,244	3,041	40
West Kenya Union Conference	26	3,469	4,892	265	281	244
Western Ethiopia Union Mission	12	515	3,732	70	94	30
Attached Fields	37	3,138	9,877	240	365	110
Totals	2,467	278,770	579,565	11,911	16,785	2,784

EURO-ASIA DIVISION

Caucasus Union Mission	4	12	261	7	28	16
East Russian Union Mission	6	19	84	16	23	2
Far Eastern Union of Churches Mission	1	4	20	5	5	4
Moldova Union of Churches Conf	1	18	105	...	9	3
Southern Union Mission	2	13	272	11	21	8
West Russian Union Conference	11	126	324	36	46	7
Attached Fields	1	8	28	5	7	2
Totals	26	200	1,094	80	139	42

INTER-AMERICAN DIVISION

Atlantic Caribbean Union Mission	3	208	406	28	28	5
Belize Union Mission	38	770	3,806	204	215	33
Caribbean Union Conference	39	3,300	6,701	406	425	172
Central Mexican Union Mission	5	280	524	65	69	25
Chiapas Mexican Union Conference	30	2,108	3,859	220	293	73
Dominican Union Conference	53	1,498	7,235	355	423	309
Dutch Caribbean Union Mission	4	223	646	33	41	18
East Venezuela Union Mission	14	554	2,423	126	144	111
El Salvador Union Mission	25	1,022	3,641	157	161	30
French Antilles-Guiana Union Conf	9	649	1,935	80	80	78
Guatemala Union Mission	30	1,286	3,618	243	247	69
Haitian Union Mission	1	185	315	11	11	3
Honduras Union Mission	23	658	2,699	169	226	50
Inter-Oceanic Mexican Union Conf	43	2,409	5,068	345	359	78
Jamaica Union Conference	19	1,368	2,935	167	189	73
North Colombian Union Conference	22	1,092	3,585	189	193	46
North Mexican Union Conference	36	1,526	2,883	280	280	128
Panama Union Mission	26	855	2,954	238	239	77
Puerto Rican Union Conference	15	411	1,444	113	123	93
South Central American Union Mission	30	1,192	4,126	249	260	106
South Colombian Union Conference	20	737	2,166	123	130	26
Southeast Mexican Union Mission	14	1,605	3,032	187	188	71
West Venezuela Union Mission	23	595	4,099	245	259	38
Totals	522	24,531	70,100	4,233	4,583	1,712

INTER-EUROPEAN DIVISION

Austrian Union of Churches Conference	7	79	153	19	19	4
Czecho-Slovakian Union Conference	1	45	299	14	37	12
Franco-Belgian Union Conference	1	46	114	9	10	11
North German Union Conference	2	...	37	1	3	4
Portuguese Union of Churches Conf	5	92	315	21	29	21
Romanian Union Conference	47	912	3,354	272	396	170
South German Union Conference	10	127	302	82	84	8
Spanish Union of Churches Conference	4	500	1,250	72	100	23
Swiss Union Conference	3	37	51	9	11	6
Totals	80	1,838	5,875	499	689	259

NORTH AMERICAN DIVISION

Atlantic Union Conference	49	63	2,486	275	275	437
Canada, SDA Church in	36	288	2,866	315	318	71
Columbia Union Conference	66	347	4,295	434	434	824

Division and Union	Schools	Enrollment		Teachers and Other Employees		
		SDA Enrollment	Total Enrollment	SDA Teachers	Total Teachers	Other Employees

NORTH AMERICAN DIVISION (CONT'D)

Lake Union Conference	62	202	2,018	278	278	491
Mid-America Union Conference	60	120	1,628	206	206	344
North Pacific Union Conference	93	280	5,367	560	560	1,066
Pacific Union Conference	103	376	7,334	755	755	1,311
Southern Union Conference	143	688	8,859	918	918	1,485
Southwestern Union Conference	55	296	2,439	289	289	485
Attached Field	10	7	1,242	85	85	118
Totals	677	2,667	38,534	4,115	4,118	6,632

NORTHERN ASIA-PACIFIC DIVISION

Japan Union Conference	10	117	584	50	50	12
Korean Union Conference	10	1,295	4,316	134	169	37
Attached Fields	2	48	249	23	25	10
Totals	22	1,460	5,149	207	244	59

SOUTH AMERICAN DIVISION

Argentina Union Conference	65	3,802	14,304	914	1,061	182
Bolivia Union Mission	35	3,484	8,863	384	481	110
Central Brazil Union Conference	86	10,768	64,325	2,465	2,666	1,759
Chile Union Mission	42	5,381	18,107	788	983	957
East Brazil Union Mission	29	2,791	11,991	453	639	521
Ecuador Union Mission	17	1,152	3,337	150	198	50
North Brazil Union Mission	37	2,990	16,143	646	790	653
North Peru Union Mission	34	1,950	4,626	353	427	143
Northeast Brazil Union Mission	15	2,120	7,400	300	403	239
Northwest Brazil Union Mission	23	2,986	12,075	396	491	438
Paraguay Union of Churches Mission	9	803	1,938	97	127	40
South Brazil Union Conference	79	7,785	43,734	1,829	2,093	1,516
South Peru Union Mission	52	4,269	8,725	431	497	141
Southeast Brazil Union Conference	40	6,291	21,628	977	1,112	749
Uruguay Union of Churches Mission	6	113	506	45	68	18
West Central Brazil Union Mission	36	6,741	24,229	822	1,082	863
Totals	605	63,426	261,931	11,050	13,118	8,379

SOUTH PACIFIC DIVISION

Australian Union Conference	42	2,469	9,868	411	608	268
New Zealand Pacific Union Conference	18	945	1,716	82	105	41
Papua New Guinea Union Mission	146	20,780	29,054	914	1,040	37
Trans Pacific Union Mission	136	12,174	18,254	853	881	38
Totals	342	36,368	58,892	2,260	2,634	384

SOUTHERN AFRICA-INDIAN OCEAN DIVISION

Botswana Union Conference	2	175	600	45	49	25
Indian Ocean Union Conference	92	3,362	13,936	461	498	66
Malawi Union Conference	9	2,232	3,087	77	81	3
Mozambique Union Mission	7	664	3,484	105	120	99
North-Eastern Angola Union Mission	26	2,800	10,395	280	354	130
Northern Zambia Union Conference	7	1,386	3,028	33	64	24
Southern Africa Union Conference	27	1,107	5,082	201	260	88
Southern Zambia Union Conference	19	6,505	11,886	207	339	66
South-Western Angola Union Mission	11	1,327	3,987	143	276	63
Zimbabwe Central Union Conference	27	5,553	15,456	221	472	56
Zimbabwe East Union Conference	35	4,395	18,235	232	510	87
Zimbabwe West Union Conference	39	4,334	15,539	248	456	83
Attached Field	3	42	177	9	9	20
Totals	304	33,882	104,892	2,262	3,488	810

SOUTHERN ASIA DIVISION

East-Central India Union Section (2021)	12	157	512	13	29	7
Northeast India Union Section (2021)	7	498	2,706	99	121	29
Northern India Union Section (2021)	32	646	3,846	145	290	69
South-Central India Un Section (2021)	4	1	526	20	30	18
Southeast India Union Section (2021)	21	161	3,254	89	245	88
Southwest India Union Section (2021)	10	123	1,632	42	111	31
Western India Union Section (2021)	1	...	60	5	6	1
Totals	87	1,586	12,536	413	832	243

SOUTHERN ASIA-PACIFIC DIVISION

Bangladesh Union Mission	156	1,337	9,011	389	420	63
Central Philippine Union Conference	78	2,782	6,592	374	376	49
East Indonesia Union Conference	99	3,619	9,485	624	675	66
Malaysia Union Mission	21	951	1,760	128	131	14
Myanmar Union Mission	48	1,553	4,401	252	289	...
North Philippine Union Conference	161	4,964	11,697	769	795	89
Pakistan Union Section	6	156	376	22	24	1
South Philippine Union Conference	81	4,787	9,887	493	494	64
Southeastern Asia Union Mission	16	451	5,230	277	325	185
West Indonesia Union Mission	110	3,958	10,838	804	980	183
Attached Fields	6	137	1,242	67	156	69
Totals	782	24,695	70,519	4,199	4,665	783

Division and Union	Schools	Enrollment		Teachers and Other Employees		
		SDA Enrollment	Total Enrollment	SDA Teachers	Total Teachers	Other Employees
PART 4--Primary Schools* (Cont'd)						
TRANS-EUROPEAN DIVISION						
Adriatic Union Conference	1	1	45	3	5	2
British Union Conference	7	169	447	22	54	46
Danish Union of Churches Conference	5	41	277	18	30	6
Finland Union of Churches Conference	4	47	330	19	40	15
Hungarian Union Conference	1	4	135	1	15	4
Norwegian Union Conference	7	75	258	33	65	20
Polish Union Conference	1	14	24	8	14	1
Swedish Union of Churches Conf	1	24	220	16	26	17
Attached Fields	1	5	51	5	11	4
Totals	28	380	1,787	125	260	115
WEST-CENTRAL AFRICA DIVISION						
Cameroon Union Mission	42	2,758	7,720	215	254	35
Central African Union Mission	34	495	5,211	83	167	80
Eastern Nigeria Union Conf (2019)	112	3,609	9,252	407	633	142
Eastern Sahel Union Mission	26	505	4,593	139	191	21
Northern Ghana Union Conference	430	19,784	91,768	1,472	4,238	444
Southern Ghana Union Conference	206	11,080	64,898	1,112	3,492	9
West African Union Mission	35	265	1,346	56	119	39
Western Nigeria Union Conference	23	1,052	3,095	145	239	110
Western Sahel Union Mission	17	306	3,926	70	175	55
Totals	925	39,854	191,809	3,699	9,508	935
<i>Attached to the General Conference:</i>						
Chinese Union Mission	2	23	675	30	70	26
Middle East & North Africa Un Mission	6	...	91	1	20	4
Ukrainian Union Conference	22	261	903	107	148	90
WORLD TOTALS 2022	6,897	509,941	1,404,352	45,191	61,301	23,257

Note—In the tables above, dates in parentheses following the entries indicate the year of the most recent report.

*Not included in the institutional totals.

Summary of Educational Institutions and Primary Schools	Institutions and Primary Schools	Enrollment				Graduates				Teachers				Other Employees
		Primary	Secondary	Worker Training	Tertiary	Primary	Secondary	Worker Training	Tertiary	Primary	Secondary	Worker Training	Tertiary	
Tertiary Institutions	107	144,277	23,600	15,045	9,604
Worker Training Institutions	39	10,086	2,833	654	441
Secondary Schools	2,793	...	615,171	92,881	40,115	13,437
Institutional Totals	2,939	...	769,534	119,314	55,814	23,482
Primary Schools*	6,897	1,404,352	61,301	23,257
WORLD TOTALS 2022	9,836	...	2,173,886	119,314	117,115	46,739
WORLD TOTALS 2021	9,589	...	2,064,761	94,622	111,482	39,834

*Not included in the institutional totals.

SECTION II—HEALTHCARE INSTITUTIONS

Table 28

Division and Institution	Location	Beds	Average Daily Census (Inpatients)	Admissions (Inpatients)	Outpatient Visits	SDA Employees	Other Employees	Total Employees	Charity Dollars
--------------------------	----------	------	-----------------------------------	-------------------------	-------------------	---------------	-----------------	-----------------	-----------------

PART 1—Hospitals and Sanitariums

US\$

Parenthesized figures after "Totals" represent the number of hospitals and sanitariums in the divisions.

EAST-CENTRAL AFRICA DIVISION

East Congo Union Mission									
Lubumbashi Surgical Clinic	Lubumbashi, Dem Rep of the Congo	5	2	320	5,222	31	1	32	4,500
Songa Adventist Hospital	D/S Kamina, Dem Rep of the Congo	100	11	1,250	5,872	52	...	52	8,100
East Kenya Union Conference									
Better Living Hospital	Nairobi, Kenya	28	2	155	7,734	21	6	27	...
Nairobi Adventist Hospital	Karura, Nairobi, Kenya	75	9	1,056	47,520	42	11	53	...
Nyanchwa Adventist Mission Hospital	Kisii, Kenya	150	41	4,258	29,500	92	2	94	...
Ethiopian Union Mission									
Gimbie Hospital	Gimbie, West Wollega, Ethiopia	76	38	3,877	15,579	171	13	184	19,000
North East Congo Union Mission									
Katoyi Adventist Hospital	KCF, Dem Rep of the Congo	...	18
Northern Tanzania Union Conference									
Heri Adventist Hospital	Kigoma, United Republic of Tanzania	72	16	1,604	6,268	84	13	97	12,865
Mwanza Adventist Medical Centre	Mwanza, Tanzania	50	39	1,989	30,469	73	12	85	1,500
Rwanda Union Mission									
Mugonero Hospital	Kibuye, Rwanda	120	61	4,009	21,716	73	75	148	2,000
Uganda Union Mission									
Ishaka Adventist Hospital	Bushenyi, Uganda	120	7	6,363	19,176	227	97	324	24,865
West Congo Union Mission									
Kinshasa Adventist Health Centre	Kinshasa II, Dem Rep of the Congo	25	10	677	987	16	4	20	1,000
Hospital de Lulengele	Lulengele, Dem Rep of the Congo	30	8	773	1,300	20	...	20	500

STATISTICAL REPORT FOR 2022

Division and Institution	Location	Beds	Average Daily Census (Inpatients)	Admissions (Inpatients)	Outpatient Visits	SDA Employees	Other Employees	Total Employees	Charity Dollars
PART 1—Hospitals and Sanitariums (Cont'd)									US\$
EAST-CENTRAL AFRICA DIVISION (CONT'D)									
West Kenya Union Conference									
Baraton Jeremic Community Medical Centre	Eldoret, Kenya	55	76	780	7,320	15	7	22	...
Kendu Adventist Hospital	Kendu Bay, Kenya	170	...	7,356	2,166	195	10	205	...
Totals (15)		1,076	338	34,467	200,829	1,112	251	1,362	74,330
INTER-AMERICAN DIVISION									
Belize Union Mission									
La Loma Luz Adventist Hospital	Cayo, Belize	13	17	293	7,029	26	16	42	2,784
Caribbean Union Conference									
Community Hospital of Seventh-day Adv	Port of Spain, Trinidad	25	1	131	8,579	46	33	79	2,633
Davis Memorial Clinic and Hospital	Georgetown, Guyana	40	3	544	3,210	25	13	38	548
Central Mexican Union Mission									
ACFE Adventist Medical Center	Mexico City, Mexico	14	1,431	13	2	15	...
Dominican Union Conference									
Vista del Jardin Adventist Medical Center	Santo Domingo, Dominican Republic	65	48	8,184	108,028	310	30	340	...
Dutch Caribbean Union Mission									
Antilles Adventist Hospital	Willemstad, Curacao	100	4	2,124	44,132	67	156	223	...
Haitian Union Mission									
Adventist Hospital of Haiti	Port-au-Prince, Haiti	56	44	2,841	19,204	171	63	234	23,332
Honduras Union Mission									
Valley of the Angels Hospital	Tegucigalpa, Honduras	32	25	439	10,202	5	89	94	9,692
Jamaica Union Conference									
Andrews Memorial Hospital	Kingston, Jamaica	60	46	2,813	18,742	178	259	437	52,536
North Mexican Union Conference									
La Carlota Hospital (Montemorelos Univ Hosp)	Montemorelos, Mexico	50	8	3,014	57,852	74	267	341	135,611
Puerto Rican Union Conference									
Bella Vista Hospital	Mayaguez, Puerto Rico	180	55	3,990	53,319	130	398	528	...
South Central American Union Mission									
Nicaragua Adventist Hospital	Esteli, Nicaragua	10	4	1,061	12,200	10	12	22	35,000
Southeast Mexican Union Mission									
Southeast Hospital	Villahermosa, Tabasco, Mexico	34	12	4,380	5,818	180	14	194	49,783
West Venezuela Union Mission									
Venezuela Adventist Hospital	Barquisimeto, Venezuela	8	1	89	1,046	32	17	49	4,675
Totals (14)		687	268	29,903	350,792	1,267	1,369	2,646	316,594
INTER-EUROPEAN DIVISION									
North German Union Conference									
Berlin Hospital (Krankenhaus Waldfriede)	Berlin, Germany	210	145	13,500	102,000	51	649	700	70,000
Psychosomatic Privatclinic	Berlin, Germany	16	9	113	195	2	17	19	...
Swiss Union Conference									
La Ligniere Clinic (Lake Geneva Sanitarium)	Gland, Switzerland	94	91	1,580	1,437	31	139	170	...
Totals (3)		320	245	15,193	103,632	84	805	889	70,000
NORTH AMERICAN DIVISION									
Columbia Union Conference									
Adventist HealthCare Fort Washington Medical Ctr	Fort Washington, Maryland, USA	31	24	1,948	23,824	32	374	406	632,468
Adventist HealthCare Rehabilitation (2 campuses)	Rockville, Maryland, USA	97	83	2,122	57,021	52	572	624	108,409
Adventist HealthCare Shady Grove Med Ctr (2 camp)	Rockville, Maryland, USA	371	258	16,629	117,576	196	2,386	2,582	14,317,959
Adventist HealthCare White Oak Medical Center	Silver Spring, Maryland, USA	213	161	9,583	41,357	245	1,278	1,523	10,089,694
Kettering Behavioral Medical Center	Dayton, Ohio, USA	60	30	2,388	207	1,636,979
Kettering Health Dayton	Dayton, Ohio, USA	279	163	9,741	364,309	1,657	36,416,032
Kettering Health Greene Memorial	Xenia, Ohio, USA	41	7	597	123,274	238	3,524,873
Kettering Health Hamilton	Hamilton, Ohio, USA	220	101	6,038	113,122	963	...
Kettering Health Main Campus	Kettering, Ohio, USA	494	351	21,931	328,553	3,422	...
Kettering Health Miamisburg	Miamisburg, Ohio, USA	130	86	5,915	141,391	831	13,374,839
Kettering Health Troy Hospital	Troy, Ohio, USA	28	18	1,612	60,715	266	8,176,753
Kettering Health Washington Township	Dayton, Ohio, USA	128	60	4,333	156,712	677	10,112,587
Soin Medical Center	Beavercreek, Ohio, USA	206	130	8,758	144,267	1,314	17,566,092
Lake Union Conference									
AdventHealth Durand	Durand, Wisconsin, USA	25	1	153	30,165	...	92	92	...
Adventist Bolingbrook Hospital	Bolingbrook, Illinois, USA	138	76	5,766	138,181	622	...
Adventist GlenOaks Hospital	Glendale Heights, Illinois, USA	143	72	4,735	39,680	468	102,784
Adventist Hinsdale Hospital	Hinsdale, Illinois, USA	246	127	10,062	141,601	70	4,310	4,380	4,752,339
Adventist La Grange Memorial Hospital	La Grange, Illinois, USA	186	107	7,016	75,480	622	3,166,489
Mid-America Union Conference									
AdventHealth Ottawa	Ottawa, Kansas, USA	21	10	1,148	70,800	1	303	304	2,697,074
AdventHealth Shawnee Mission	Shawnee Mission, Kansas, USA	416	200	16,914	619,836	92	3,394	3,486	2,577,430
AdventHealth South Overland Park	Overland Park, Kansas, USA	41	9	1,222	18,077	191	14,349,079
Avista Adventist Hospital	Louisville, Colorado, USA	59	37	4,125	109,053	455	1,403,196
Castle Rock Adventist Hospital	Castle Rock, Colorado, USA	90	45	4,607	166,498	593	1,010,284
Littleton Adventist Hospital	Littleton, Colorado, USA	200	108	8,985	193,833	1,046	3,681,931
Parker Adventist Hospital	Parker, Colorado, USA	113	97	8,378	280,922	1,046	1,767,582
Porter Adventist Hospital	Denver, Colorado, USA	236	119	7,620	221,509	1,209	3,218,810
North Pacific Union Conference									
Adventist Health Portland	Portland, Oregon, USA	302	96	7,635	204,339	1,972	11,500,479
Adventist Health Tillamook	Tillamook, Oregon, USA	49	11	996	82,089	407	1,620,398
Pacific Union Conference									
Adventist Health and Rideout	Marysville, California, USA	366	291	10,541	106,731	1,927	23,282,296
Adventist Health Bakersfield	Bakersfield, California, USA	254	180	15,882	171,402	1,870	5,786,735
Adventist Health Castle	Kailua, Hawaii, USA	160	70	6,235	64,681	1,127	1,375,947
Adventist Health Clear Lake	Clearlake, California, USA	32	16	1,188	105,309	788	3,581,795
Adventist Health Delano	Delano, California, USA	156	64	2,126	467	983,741
Adventist Health Howard Memorial	Willits, California, USA	25	19	1,690	32,890	324	2,089,182
Adventist Health Glendale	Glendale, California, USA	515	238	17,866	110,033	2,305	19,027,948

INSTITUTIONAL STATISTICS FOR 2022

Division and Institution	Location	Beds	Average Daily Census (Inpatients)	Admissions (Inpatients)	Outpatient Visits	SDA Employees	Other Employees	Total Employees	Charity Dollars
PART 1—Hospitals and Sanitariums (Cont'd)									US\$
NORTH AMERICAN DIVISION (CONT'D)									
Adventist Health Hanford (includes Selma) (3 camp)	Hanford, California, USA	235	121	9,471	141,073	1,578	6,457,145
Adventist Health Lodi Memorial	Lodi, California, USA	194	89	7,216	66,665	1,191	4,653,863
Adventist Health Mendocino Coast	Fort Bragg, California, USA	25	12	4,378	45,086	312	506,517
Adventist Health Reedley	Reedley, California, USA	49	20	1,788	34,759	951	4,920,083
Adventist Health Simi Valley	Simi Valley, California, USA	144	88	7,067	38,033	1,061	2,381,162
Adventist Health Sonora	Sonora, California, USA	152	89	4,441	159,634	1,213	5,636,683
Adventist Health St Helena	St Helena, California, USA	151	105	5,659	45,418	1,062	2,686,826
Adventist Health Tehachapi Valley	Tehachapi, California, USA	25	10	976	15,421	260	1,150,990
Adventist Health Tulare	Tulare, California, USA	108	25	1,883	16,884	362	68,385
Adventist Health Ukiah Valley	Ukiah, California, USA	68	36	3,307	93,676	758	2,756,754
Adventist Health White Memorial	Los Angeles, California, USA	353	221	17,823	70,267	1,887	14,300,529
Loma Linda Univ Behavioral Medicine Center, Inc*	Redlands, California, USA	89	59	3,037	42,913	64	260	324	5,664,941
Loma Linda University Children's Hospital, Inc*	Loma Linda, California, USA	364	245	17,094	152,460	322	1,347	1,669	12,650,962
Loma Linda University Medical Center - Murrieta, Inc*	Murrieta, California, USA	111	140	11,608	173,088	40	1,025	1,065	9,229,081
Loma Linda University Medical Center, Inc (3 hosp)*	Loma Linda, California, USA	482	444	25,065	697,456	1,056	3,848	4,903	60,837,419
Southern Union Conference									
AdventHealth Carrollwood	Tampa, Florida, USA	119	76	6,640	64,241	16	824	840	7,327,545
AdventHealth Connerton	Land O'Lakes, Florida, USA	77	71	790	206	8	387	395	55,548
AdventHealth Dade City	Dade City, Florida, USA	120	78	4,811	27,017	3,293,944
AdventHealth Daytona Beach	Daytona Beach, Florida, USA	362	307	19,589	901,296	72	2,696	2,768	17,996,776
AdventHealth DeLand	DeLand, Florida, USA	164	105	8,216	360,240	29	908	937	10,503,239
AdventHealth Fish Memorial	Orange City, Florida, USA	228	135	10,097	371,310	55	1,074	1,129	9,539,043
AdventHealth Gordon	Calhoun, Georgia, USA	69	57	3,972	290,825	134	3,023	3,157	8,642,117
AdventHealth Heart of Florida	Davenport, Florida, USA	150	110	8,962	93,723	39	1,420	1,459	9,097,329
AdventHealth Hendersonville	Hendersonville, North Carolina, USA	91	53	4,167	425,828	79	1,181	1,260	4,257,436
AdventHealth Lake Wales	Lake Wales, Florida, USA	100	53	3,537	47,901	4,613,564
AdventHealth Manchester	Manchester, Kentucky, USA	33	21	1,482	181,838	11	545	556	400,423
AdventHealth Murray	Chatsworth, Georgia, USA	12	9	781	84,280	3,043,126
AdventHealth New Smyrna Beach	New Smyrna Beach, Florida, USA	109	76	6,031	275,518	8	720	728	4,638,713
AdventHealth North Pinellas	Tarpon Springs, Florida, USA	168	101	6,384	74,824	16	841	857	5,804,921
AdventHealth Ocala	Ocala, Florida, USA	385	231	18,453	144,989	34	1,780	1,814	14,156,663
AdventHealth Orlando (8 campuses)	Orlando, Florida, USA	2,855	2,292	147,344	1,682,752	1,858	24,046	26,187	147,077,753
AdventHealth Palm Coast	Palm Coast, Florida, USA	99	131	8,865	539,119	36	1,312	1,348	6,890,622
AdventHealth Redmond	Rome, Georgia, USA	230	187	11,867	108,754	13,253,406
AdventHealth Heartland/Sebring (3 campuses)	Sebring, Florida, USA	229	176	11,942	411,369	126	1,513	1,639	9,525,693
AdventHealth Tampa (2 campuses)	Tampa, Florida, USA	626	386	24,572	227,400	92	3,840	3,932	28,870,405
AdventHealth Waterman	Tavares, Florida, USA	300	200	15,542	144,199	97	1,746	1,843	14,261,413
AdventHealth Wesley Chapel	Wesley Chapel, Florida, USA	169	115	10,906	106,292	27	1,498	1,525	7,433,903
AdventHealth Zephyrhills	Zephyrhills, Florida, USA	149	115	9,959	83,474	48	1,520	1,568	6,841,946
Southwestern Union Conference									
AdventHealth Central Texas	Killeen, Texas, USA	186	82	7,176	196,111	24	1,056	1,080	12,548,431
AdventHealth Rollins Brook	Lampasas, Texas, USA	25
Texas Health Huguley	Burleson, Texas, USA	214	145	11,557	117,960	242	1,741	1,983	1,930,833
Texas Health Mansfield	Mansfield, Texas, USA	35	14	1,634	16,924	266
Totals (93)		15,925	10,495	722,574	13,426,453	5,221	72,860	117,650	709,838,336
*General Conference institutions are listed in the division where the main facility is located.									
NORTHERN ASIA-PACIFIC DIVISION									
Japan Union Conference									
Adventist Medical Center (Japan)	Okinawa, Japan	48	26	243	42,108	28	64	92	...
Kobe Adventist Hospital	Kobe, Japan	116	73	2,376	85,341	85	223	308	...
Tokyo Adventist Hospital	Tokyo, Japan	186	125	5,204	63,789	126	338	464	12,953
Korean Union Conference									
Busan Adventist Hospital	Busan, Korea	290	258	92,703	371,342	119	471	590	157,344
Eden Adventist Hospital	Namyangju-si, Korea	176	103	37,466	5,304	92	...	92	904,868
Seoul Adventist Hospital	Seoul, Korea	421	381	14,492	488,279	491	557	1,048	...
Yeosu Sanitarium and Hospital	Yosu City, Korea	81	49	17,971	1,898	44	5	49	5,692,333
Attached Field: Taiwan Conference									
Taiwan Adventist Hospital	Taipei, Taiwan	384	115	9,511	458,167	29	1,025	1,054	6,772,520
Totals (8)		1,702	1,130	179,966	1,516,228	1,014	2,683	3,697	13,540,018
SOUTH AMERICAN DIVISION									
Argentina Union Conference									
Belgrano Adventist Sanitarium	Buenos Aires, Argentina	73	48	18,707	176,762	321	211	532	27,587
River Plate Sanitarium and Hospital	Libertador San Martin, Argentina	141	72	9,614	205,920	613	53	703	15,310
Central Brazil Union Conference									
Sao Paulo Adventist Hospital	Sao Paulo, Sao Paulo, Brazil	73	38	4,514	56,572	375	434	809	826,137
Chile Union Mission									
Los Angeles Adventist Clinic	Los Angeles, Chile	27	7	2,345	11,844	71	125	187	5,573
Ecuador Union Mission									
Quito Adventist Clinic	Quito, Ecuador	15	6	733	12,204	34	13	47	76,831
North Brazil Union Mission									
Belem Adventist Hospital	Belem, Para, Brazil	234	134	26	10,587	603	954	1,557	54,458,082
Northwest Brazil Union Mission									
Manaus Adventist Hospital	Manaus, Amazonas, Brazil	142	73	8,826	144,939	538	880	1,418	1,171,141
Paraguay Union of Churches Mission									
Asuncion Adventist Sanitarium	Asuncion, Paraguay	40	13	1,868	64,107	148	126	274	61,910
Hohenau Adventist Sanitarium	Hohenau, Itapua, Paraguay	18	10	1,701	41,141	107	72	179	17,000
South Peru Union Mission									
Ana Stahl Adventist Clinic	Iquitos, Peru	32	10	1,249	39,854	138	118	256	763
Good Hope Clinic	Miraflores, Lima, Peru	138	85	6,180	245,983	46	1,306	1,352	103,605
Juliacca Adventist Clinic	Juliacca, Peru	28	6	2,104	23,736	101	145	246	300,000
Southeast Brazil Union Conference									
Silvestre Adventist Hospital - Itaborai	Rio de Janeiro, Brazil	124	69	4,202	179,296	810	947	1,757	4,520,651
Silvestre Adventist Hospital - Itaborai	Itaborai, RJ, Brazil	20	10	591	7,566	81	65	146	60,145

STATISTICAL REPORT FOR 2022

97

Division and Institution	Location	Beds	Average Daily Census (Inpatients)	Admissions (Inpatients)	Outpatient Visits	SDA Employees	Other Employees	Total Employees	Charity Dollars
PART 1—Hospitals and Sanitariums (Cont'd)									US\$
SOUTH AMERICAN DIVISION (CONT'D)									
West Central Brazil Union Mission									
Pentigo Adventist Hospital	Campo Grande, MS, Brazil	176	83	10,570	47,683	183	484	667	1,839,230
Totals (15)		1,281	664	73,230	1,244,458	4,169	5,933	10,130	63,483,965
SOUTH PACIFIC DIVISION									
Australian Union Conference									
Adventist Healthcare Limited (Sydney Adv Hosp)	Wahroonga, NSW, Australia	491	467	62,155	118,685	2,493	2	2,495	95,989
Trans Pacific Union Mission									
Atoifi Adventist Hospital	Honiara, Solomon Islands
Totals (2)		491	467	62,155	118,685	2,493	2	2,495	95,989
SOUTHERN AFRICA-INDIAN OCEAN DIVISION									
Botswana Union Conference									
Kanye Seventh-day Adventist Hospital	Kanye, Botswana	167	71	5,722	53,179	39	170	209	...
Indian Ocean Union Conference									
Andapa Adventist Hospital	Andapa, Sahamazava, Madagascar	64	13	1,347	3,508	34	...	34	...
Ankazambo Adventist Hospital	Ankazambo, Madagascar
Malawi Union Conference									
Adventist Health Centre Lilongwe	Lilongwe, Malawi	15	5	248	18,137	44	13	57	...
Blantyre Adventist Hospital	Blantyre, Malawi	45	17	2,066	57,421	132	60	192	...
Malamulo Hospital	Makwasa, Malawi	224	71	6,233	34,517	187	46	233	...
Southern Africa Union Conference									
Maluti Adventist Hospital	Mapoteng, Lesotho	116	44	3,888	56,922	110	93	203	...
Vista Clinic Psychiatric Hospital	Centurion, South Africa	158	117	3,437	101	30,000
Southern Zambia Union Conference									
Lusaka Eye Hospital	Lusaka, Zambia	20	25,140	29	13	42	...
Mwami Adventist Hospital	Chipata, Zambia	210	45	4,882	16,379	71	107	178	...
Yuka Adventist Hospital	Kalabo, Zambia	120	3	1,141	848	65	56	121	...
South-Western Angola Union Mission									
Bongo Mission Hospital	Huambo, Angola	14	8	2,092	8,832	29	2	31	...
Totals (12)		1,153	394	31,056	274,883	740	560	1,401	30,000
SOUTHERN ASIA DIVISION									
East-Central India Union Section									
METAS Giffard Memorial Hospital	Nuzvid, Andhra Pradesh, India	250	26	4,208	22,220	118	15	133	8,277
Northeast India Union Section									
Aizawl Adventist Hospital	Aizawl, Mizoram, India	50	6	2,024	6,321	54	10	63	2,782
Jengjal Sub Divisional Hospital	West Garo Hills, India	40	5	1,178	42	54
Northern India Union Section									
METAS Adventist Hospital, Ranchi	Ranchi, Jharkhand, India	150	8	2,762	11,716	74	34	108	1,124
Milton Mattison Memorial Hospital	Hapur, Uttar Pradesh, India	20	3	2	7,575	8	10	18	...
Ruby Nelson Memorial Hospital	Jalandhar, Punjab, India	40	63	39,432	56,342	30	11	41	37,654
Simla Sanitarium and Hospital	Shimla, Himachal Pradesh, India	39	15	4	24	28	...
South-Central India Union Section									
Seventh-day Adventist Medical Centre	Bangalore, Karnataka, India	50	75	2,766	31,000	125	13	155	3,095
Southwest India Union Section									
Ottapalam Seventh-day Adventist Hospital	Ottapalam, Kerala, India	160	32	3,728	44,013	61	105	166	28,602
Western India Union Section									
METAS Adventist Hospital, Surat	Surat, Gujarat, India	300	74	27,241	41,536	153	99	252	324,109
Pune Adventist Hospital	Pune, Maharashtra, India	90	3	7,910	17,637	121	55	176	73,900
Attached Field: Himalayan Section									
Scheer Memorial Adventist Hospital	Kathmandu, Nepal	150	108	11,449	108,362	27	274	301	123,154
Totals (12)		1,339	403	102,700	348,103	839	654	1,455	602,931
SOUTHERN ASIA-PACIFIC DIVISION									
Central Philippine Union Conference									
Adventist Hospital - Calbayog, Inc	Calbayog City, West Samar, Philippines	15	4	1,425	1,081	56	16	72	...
Adventist Hospital - Cebu, Inc	Cebu City, Philippines	100	38	2,934	16,100	225	50	275	...
Adventist Medical Center - Bacolod	Bacolod City, Philippines	75	60	4,824	3,949	389	208	597	2,257
East Indonesia Union Conference									
Manado Adventist Hospital	Manado, North Sulawesi, Indonesia	163	81	1,388	63	351	57	408	4,138
Malaysia Union Mission									
Penang Adventist Hospital	Palau, Pinang, Malaysia	251	106	13,133	264,352	284	915	1,199	759,150
North Philippine Union Conference									
Adventist Hospital - Manila	Pasay City, Philippines	150	55	4,465	53,756	552	16	568	64,815
Adventist Hospital - Palawan	Puerto Princesa City, Philippines	80	71	4,516	45,068	392	173	565	77,517,360
Adventist Hospital - Santiago City	Santiago City, Isabela, Philippines	50	26	3,122	28,345	166	41	207	...
Pakistan Union Section									
Karachi Adventist Hospital	Karachi, Pakistan	30	17	6,376	10,957	44	86	130	...
South Philippine Union Conference									
Adventist Hospital - Davao, Inc	Davao City, Philippines	75	33	2,403	21,729	161	82	243	55,912
Adventist Medical Center - Iligan City, Inc	Iligan City, Philippines	130	50	4,772	28,680	274	39	313	606,007
Adventist Medical Center - Valencia City	Valencia City, Bukidnon, Philippines	75	50	2,989	8,499	236	21	257	14,583
Ginggoog Sanitarium and Hospital	Ginggoog City, Misamis Oriental, Philippines	36	8	2,808	10,662	100	31	131	5,336
Southeastern Asia Union Mission									
Mission Hospital (Bangkok)	Bangkok, Thailand	104	63	3,717	216,048	42	363	405	14,682
Mission Hospital Phuket	Phuket, Thailand	82	58	5,045	349,368	19	355	374	344
West Indonesia Union Mission									
Bandar Lampung Adventist Hospital	Bandar Lampung, Sumatra, Indonesia	181	68	12,863	105,337	487	115	602	5,000
Bandung Adventist Hospital	Bandung, West Java, Indonesia	254	129	10,531	143,924	616	144	760	129,649
Medan Adventist Hospital	Medan, Sumatra, Indonesia	193	191	11,323	112,943	214	170	384	5,270

INSTITUTIONAL STATISTICS FOR 2022

Division and Institution	Location	Beds	Average Daily Census (Inpatients)	Admissions (Inpatients)	Outpatient Visits	SDA Employees	Other Employees	Total Employees	Charity Dollars
PART 1—Hospitals and Sanitariums (Cont'd)									US\$
SOUTHERN ASIA-PACIFIC DIVISION (CONT'D)									
Attached Field: Sri Lanka Mission of SDA									
Lakeside Adventist Hospital	Kandy, Sri Lanka	42	11	1,309	8,365	26	81	107	618
Totals (19)		2,086	1,119	99,943	1,429,226	4,634	2,963	7,597	79,185,121
TRANS-EUROPEAN DIVISION									
Norwegian Union Conference									
Skogli Health and Rehabilitation Center	Lillehammer, Norway	109	95	90	5	19	64	83	4
WEST-CENTRAL AFRICA DIVISION									
Cameroon Union Mission									
Batouri Adventist Hospital	Batouri, Cameroon	35	10	1,440	3,600	18	9	27	4,000
Buea Seventh-day Adventist Hospital	Buea, Cameroon	18	12	1,012	4,468	12	11	23	470
Koza Adventist Hospital	Koza, Extreme Nord, Cameroon	99	12	1,012	4,308	43	2	45	1,600
Central African Union Mission									
Béré Adventist Hospital	Kelo, Chad	104	19	4,265	5,614	20	28	48	11,059
Brazzaville Adventist Medical	Brazzaville, Congo	7	15	...	761	6	3	9	...
Hospital Adventiste Baraka d'Abougoudam	Abeche, Chad	58	56	16,160	9,900	23	32	54	53,700
Moundou Hospital	Moundou, Chad	38	40	324	1,462	13	14	27	5,770
Eastern Nigeria Union Conference									
Seventh-day Adv Hosp and Motherless Babies' Home	Aba, Nigeria	74	16	1,146	10,887	89	24	113	2,050
Eastern Sahel Union Mission									
Glei Adventist Eye Hospital	Glei, Togo	18	1	204	6,531	18	1	19	5,938
Northern Ghana Union Conference									
Akomaa Memorial Adventist Hospital	Bekwai-Ashanti, Ghana	43	...	2,200	18,600	210	...
Asamang Seventh-day Adventist Hospital	Agona, Asamang, Ghana	134	...	5,096	52,877	380	...
Bremam Seventh-day Adventist Hospital	Kumasi, Ghana	52	...	4,649	40,241	234	...
Dominase Adventist Hospital	Bekwai-Ashanti, Ghana	57	...	5,384	45,899	382	...
Hart Adventist Hospital	Kumasi, Ghana	29	...	2,949	24,997	190	...
Kwadaso Seventh-day Adventist Hospital	Kwadaso-Kumasi, Ghana	86	...	7,203	87,922	461	...
Namong Seventh-day Adventist Hospital	Namong, Ghana	57	...	5,513	33,812	326	...
Obuasi Seventh-day Adventist Hospital	Obuasi-Brahabehome, Ghana	33	...	3,358	36,644	216	...
Sunyani Seventh-day Adventist Hospital	Sunyani, Ghana	87	...	6,320	75,220	347	...
Tamale Seventh-day Adventist Hospital	Tamale, Ghana	104	...	7,588	40,503	332	...
Valley View Adventist Hospital - Techiman	Techiman, Ghana	104	...	7,588	40,503	332	...
Wiamoase Seventh-day Adventist Hospital	Wiamoase, Ashanti, Ghana	50	...	3,320	22,000	199	...
Northern Nigeria Union Conference									
Adventist Medical Center	Jos, Nigeria	11	1	212	274	8	2	10	...
Jengre Seventh-day Adventist Hospital	Jos, Plateau State, Nigeria	53	4	1,344	8,369	58	6	64	...
Southern Ghana Union Conference									
Asawinso SDA Hospital	Asawinso, Ghana	49	...	1,578	5,671	87	...
Gbawe Seventh-day Adventist Hospital	Accra, Ghana	46	...	3,542	31,540	222	...
Kofikrom SDA Hospital	Kofikrom, Ghana	42	...	2,541	7,685	84	...
Koforidua SDA Hospital	Koforidua, Ghana	68	...	3,749	49,680	289	...
Nagel Memorial Adventist Hospital	Takoradi, Ghana	42	...	5,117	40,615	245	...
Valley View University Hospital, Oyibi	Accra, Ghana	30	...	1,734	23,267	207	...
West African Union Mission									
Seventh-day Adventist Cooper Eye Center	Montserrado, Liberia	25	...	76	3,201
Seventh-day Adventist Cooper Hospital	Montserrado, Liberia	50	76	915	4,383	26	41	67	...
Waterloo Seventh-day Adventist Hospital	Waterloo, Sierra Leone	38	20	1,449	4,216	34	26	60	...
Western Nigeria Union Conference									
Babcock University Teaching Hospital	Ilsan-Remo, Ogun State, Nigeria	233	59	21,607	97,380	196	332	528	15,370
Inisa Community Medical Centre	Inisa, Osun State, Nigeria	45	3	361	1,359	3	13	16	...
Seventh-day Adventist Hospital Ile-Ife	Ile-Ife, Osun State, Nigeria	114	30	1,980	22,890	45	150	195	10,000
Totals (35)		2,133	373	132,936	867,279	612	694	6,048	109,957
Attached to the General Conference:									
Chinese Union Mission									
Hong Kong Adventist Hospital - Stubbs Road	Hong Kong SAR	135	42	6,480	43,160	42	602	644	265,596
Hong Kong Adventist Hospital - Tsuen Wan	Tsuen Wan, Hong Kong SAR	297	123	20,247	158,608	56	1,090	1,143	...
Totals (2)		432	165	26,727	201,768	98	1,692	1,790	265,596
Ukrainian Union Conference									
Adventist Christian Medical Center	Kyiv, Ukraine	12	3	60	16,285	55	5	60	305,000
WORLD TOTALS 2022 (232)		28,746	16,159	1,511,000	20,098,626	22,357	90,535	157,303	867,917,840
Note—Incomplete reporting.									

Division and Union	Units	Beds	Average Daily Census (In-patients)	Admissions (In-patients)	SDA Employees	Other Employees	Total Employees
--------------------	-------	------	------------------------------------	--------------------------	---------------	-----------------	-----------------

PART 2—Nursing Homes and Retirement Centers

INTER-AMERICAN DIVISION

Caribbean Union Conference		1					
Tabitha Senior Citizens' Home		1					

Division and Union	Units	Beds	Average Daily Census (In-patients)	Admissions (In-patients)	SDA Employees	Other Employees	Total Employees
--------------------	-------	------	------------------------------------	--------------------------	---------------	-----------------	-----------------

INTER-EUROPEAN DIVISION

Czecho-Slovakian Union Conference							
Efata Senior Citizen Center	1	19	19	5	6	28	34
Franco-Belgian Union Conference							
French Retirement Home	1	95	95	18	5	65	70
Italian Union of Churches Conference							
Italian Retirement & Nursing Home	1	98	82	50	34	34	68
North German Union Conference							

STATISTICAL REPORT FOR 2022

Division and Union	Units	Beds	Average Daily Census (In- patients)	Ad- missions (In- patients)	SDA Employ- ees	Other Employ- ees	Total Employ- ees
PART 2—Nursing Homes and Retirement Centers (Cont'd)							
INTER-EUROPEAN DIVISION (CONT'D)							
Berlin-Steglitz Retirement Home	1	54	53	...	4	68	72
Friedensau Retirement Home	1	...	119	...	21	101	122
Neandertal Retirement Home	1	182	165	86	14	111	125
Uelzen Retirement Home	1	114	105	27	4	110	114
Portuguese Union of Churches Conference							
Lapi-Funchal	1	16
Lapi-Norte	1	52
Lapi-Sul	1	76
South German Union Conference							
Odenwald Home for Disabled	1	26	99	26	5	16	21
Wittelsbach Retirement Home	1	120	118	...	34	80	114
Spanish Union of Churches Conference							
Spanish Retirement Home	1	70	65	65	28	24	52
Swiss Union Conference							
La Girarde Retirement and Nursing Home	1	62	60	12	4	133	137
Le Flon Retirement Home	1	24	23	6	...	33	33
Oertlmat Retirement and Nursing Home	1	54	53	30	14	41	55
Totals	16	1,062	1,056	325	173	843	1,017
NORTH AMERICAN DIVISION							
Atlantic Union Conference							
Adventist Home Inc.
Ledgeview Nursing Home
Canada, SDA Church in							
East Park Lodge Inc	1	60	65	4
Heritage Green Nursing Home	1	167	158	57	42	218	260
Heritage Green Retirement Home	1	21	17	13	4	15	19
Kingsway Pioneer Home Inc	1	80	2	...	2
Park Manor Care Inc	1	100	98	182
Rest Haven Lodge	1
Sherwood Care	2	189
Sunnyside Adventist Care Centre	1	97	96	170
West Park Manor Personal Care Hme Inc	1	150	147	232
Columbia Union Conference							
Sycamore Glen Health Center (Kettering)	1	100
Sycamore Glen Ret Comm (Kettering)	1	174	174
Greene Oaks	1
Mid-America Union Conference							
Overland Park Nursing & Rehab Center	1	102	67	250	1	70	71
Porter Place, Inc.	1	175	94	10	54
Trinity Nursing & Rehab Center
Pacific Union Conference							
Golden Oaks Village
Napa Valley Adv Retirement Estates
Southern Union Conference							
AdventHealth Care Center Apopka North	1	222	148	420	19	184	203
AdventHealth Care Center Apopka South	1	120	104	411	13	113	126
AdventHealth Care Center Celebration	1	120	89	597	5	162	167
AdventHealth Care Center Orlando East	1	120	99	372	13	115	128
AdventHealth Care Center Orlando North	1	120	114	538	4	169	173
AdventHealth Care Center Waterman	1	120	103	684	9	169	178
AdventHealth Care Center Zephyrhills N.	1	120	84	357	2	172	174
AdventHealth Care Center Zephyrhills S.	1	113	95	599	2	139	141
Highland Rim Terrace	1
Lamar HealthCare & Rehabilitation Center	1
Southwestern Union Conference							
Huguley Nursing & Rehab Center	1	178	77	233	3	91	94
The Wolfe Living Center at Summit Ridge	1	48	39	48
Totals	27	2,507	1,868	5,366	119	1,617	1,790
NORTHERN ASIA-PACIFIC DIVISION							
Japan Union Conference							
Adventist Elija-Kai	1
Chiba Community Care Center	1	1	7	8
Hakusan Group Nursing Home	1	9
Higashikurume Saiwaicho Dy Ctr (2019)	1	28	28	...	1	2	3
Hikarigaoka Com Care Plaza (2019)	1	...	28	...	7	37	44
Honamanuma Grp Nursing Home (2019)	1	9	9	9	2	3	5
House of Ruth Retirement Center (2019)	1	19	20	20	2	7	9
Miltos Kamishirane Group Nursing Home	1	18	3	17	20
Miltos Tsurugamine Group Nursing Home	1	18	2	18	20
Parousia Kobe	1	36	17	33	...	1	1
Rainbow House Group Home	1	18	18	...	1	20	21
Shalom Higashikurume	1	92	87	92	12	36	48
Shalom Minamisawa Day Service Center	1	28	1	4	5
Shalom Nursing Home	1	120	113	10	13	162	175
Shalom Sakurayama Retirement Center	1	50	6	8	14
Shalom Uragamidai Handicapped Fac.	1	56	51	56	3	86	89

Division and Union	Units	Beds	Average Daily Census (In- patients)	Ad- missions (In- patients)	SDA Employ- ees	Other Employ- ees	Total Employ- ees
NORTHERN ASIA-PACIFIC DIVISION (CONT'D)							
Shalom Wakaba Life House	1	2	37	39
Shalom Wakaba No 1 Day Service Center	1	24	24
Shalom Wakaba No 2 Day Service Center	1
Shalom Yokohama Nursing Home	1	110	32	104	136
Suginamiku Disability Welfare Svc Office	1	...	8	20	...	10	10
Suginamiku Sever Mult HC Chn Day Ctr	1	...	4	10	...	5	5
Korean Union Conference							
Eden Senior Sanitarium Center	1	100	93	33	51	10	61
Evergreen Center	1	60	40	92	5	...	5
Jindo-Gun Senior Sanitarium Center	1	74	74	...	18	30	48
Sahmyook Senior Sanitarium Center	1	84	79	25	17	39	56
Sunchang-Gun Senior Sanitarium Center	1	60	58	22	9	28	37
Yoojawn: Sah Senior Sanitarium Center	1	122	118	43	19	57	76
Totals	28	1,083	845	493	207	752	959
SOUTH AMERICAN DIVISION							
South Brazil Union Conference							
Adventist Home for the Elderly
SOUTH PACIFIC DIVISION							
Australian Union Conference							
Adventcare Whitehorse (Nunawading)	1	134	131
Adventcare Yarra Ranges (Warburton)	1	42	41
Adventist Care (Busselton)	1	10	10
Adventist Care (Rossmoyne)	1	134	60
Adv Nrs Hm, Eliz. Lodge & Es. Somerville	1	94	87
Adv Retirement Nrs Hm (Kings Langley)	1	123	70
Adventist Retirement Village (Hornsby)	1	39	34
Adventist Retirement Vlg (Kings Langley)	1	66	55
Adventist Retirement Village (Wahroonga)	1	50	43
Allawarra Ret Village (Golden Square)	1	21	21
Alstonville Lifestyle Community	1	86	88
Avondale Lifestyle Community	1	229	227
Caloundra Adventist Retirement Village	1	39	37
Capricorn Adventist Retirement Village	1	213	63
Cornell Retirement Vill (Nunawading)	1	51	51
Jewells Lifestyle Community	1	95	94
Melody Park Retirement Resort	1	45	38
Mountainview Retirement Vlg, Warburton	1	10	10
Pavilions Blackburn Lake Retirement Vill.	1	41	41
Tweed Heads Lifestyle Community	1	76	85
Victoria Point Adventist Retirement Village	1	145	140
Wye Point Lifestyle Community	1	112	110
New Zealand Pacific Union Conference							
Bethesda Care Limited, Wiri	1	68	51
Bethesda Village Limited, Wiri	1	75	52
Totals	24	1,998	1,639
SOUTHERN AFRICA-INDIAN OCEAN DIVISION							
Indian Ocean Union Conference							
Rosie Le Meme Adv Nursing Home	1	42	42	13	17	2	19
Southern Africa Union Conference							
Advent Haven Frail Care & Comm Ctr	1	85
Advent Haven Retirement Village	1	68	95	8	1	...	1
Advent Haven Frail Care (Anerley)	1	82
Anerley Place Hsng Scheme for Sr Citz	1	23
Banyan Tree Retirement Residences	1	21
Diamant Ret Village and Comm Service	1
Drie Riviere Ret Village and Comm Ctr	1	380	370	20	1
Esda Retirement Village	1	88	111	12	1	2	3
Gerry Fourie Hospital	1	35
Heather Court	1	24	29	...	1	1	2
Magnolia Haven Housing Scheme	1	64
Marburg Haven ADRA	1	7
Montamed Sorgsentrum	1	42	190	29	...	25	25
Montana Ret Village and Comm Service	1	341	323	26	1	2	3
Royce Haven Retirement Villas	1	21
Sea Breeze Retirement Homes	1	21
Sonskyn Retirement Village	1	103	125	11	1	...	1
Trimed Sub-Acute Clinic	1	45	34	10	1	20	21
Totals	19	1,492	1,319	129	24	52	75
TRANS-EUROPEAN DIVISION							
Danish Union of Churches Conference							
Soendervang Retirement Home	1	51	52	11	3	28	31
Solbakken Retirement Home	1	45	42	13	65
Finland Union of Churches Conference							
Nurmikoti Oy Retirement Home	1	43	43	...	5	27	35
Hungarian Union Conference							
Adventist Home Care Services Hidas	1	7	7	2	1	...	1
Gyula Retirement Home	1	50	49	8	13	12	25
Tass Retirement Home	1	30	30	19	2	15	18

INSTITUTIONAL STATISTICS FOR 2022

Division and Union	Units	Beds	Average Daily Census (In-patients)	Admissions (In-patients)	SDA Employees	Other Employees	Total Employees
PART 2—Nursing Homes and Retirement Centers (Cont'd)							
TRANS-EUROPEAN DIVISION (CONT'D)							
Norwegian Union Conference							
Mosserod Nursing Home	1	58	55	37	8	56	64
Nordas Nursing Home	1	31	31	10	5	58	63
Polish Union Conference							
Polish Retirement Home (Samarytanin)	1	89	85	29	34	20	54
Totals	9	404	394	129	72	217	356
WEST-CENTRAL AFRICA DIVISION							
Eastern Nigeria Union Conference							
Adv Rehab Welfare and Orphanage	1	17	6	11	7	...	7
SDA Motherless Babies' Home	1	10	10	10	8	...	8
Totals	2	27	16	21	15	...	15
WORLD TOTALS 2022	125	8,574	7,137	6,463	610	3,481	4,212

Division and Union	Units	In-patient Beds	Out-patient Visits	SDA Employees	Other Employees	Total Employees
--------------------	-------	-----------------	--------------------	---------------	-----------------	-----------------

PART 3a—Medical Clinics and Dispensaries						
EAST-CENTRAL AFRICA DIVISION						
Burundi Union Mission	2	3	2,404	4	...	4
East Congo Union Mission	7	7	616	3	3	6
East Kenya Union Conference	18	...	42,798	49	17	66
Eastern Ethiopia Union Mission	3	15	10,111	9	19	27
North East Congo Union Mission	52	765	125,397	261	95	356
Northern Tanzania Union Conference	18	28	96,981	106	4	102
Rwanda Union Mission	9
Southern Tanzania Union Mission	10	...	30,183	48	22	70
Uganda Union Mission	19	24	9,843	28	13	41
West Congo Union Mission	14	16	1,000	14	4	18
West Kenya Union Conference	20	14	38,996	44	11	55
Western Ethiopia Union Mission	7	...	13,407	24	...	24
Attached Fields	1	2	1,250	3	2	5
Totals	180	874	372,986	593	190	774
INTER-AMERICAN DIVISION						
Caribbean Union Conference	1	...	1,307	4	2	6
Central Mexican Union Conference	1
Dominican Union Conference	3
East Venezuela Union Mission	3	...	4,125	10	10	20
Guatemala Union Mission	1	1	1	1	1	1
Honduras Union Mission	1	...	6,835	6	18	24
Jamaica Union Conference	4	...	800	19	6	35
North Colombian Union Conference	2	...	7,583	26	8	34
North Mexican Union Conference	2	...	2,505	12	...	20
Puerto Rican Union Conference	2	...	4,428	1	33	34
South Central American Union Mission	1
Southeast Mexican Union Mission	2
West Venezuela Union Mission	2
Totals	25	1	27,584	79	78	174
INTER-EUROPEAN DIVISION						
Romanian Union Conference	4	161	8,700	130	21	151
Swiss Union Conference	1	...	42,982	4	33	37
Totals	5	161	51,682	134	54	188
NORTH AMERICAN DIVISION						
Columbia Union Conference	4	...	3,670	1	4	5
North Pacific Union Conference	38	...	218,691
Pacific Union Conference	229	...	1,399,420
Southern Union Conference	679	...	4,480,309	307	9,020	9,610
Southwestern Union Conference	47	...	212,253	19	314	333
Attached Field	2
Totals	999	...	6,314,343	327	9,338	9,948
NORTHERN ASIA-PACIFIC DIVISION						
Japan Union Conference	2	...	110,384	18	45	63
SOUTH AMERICAN DIVISION						
Argentina Union Conference	1	47	1,724	67	10	77

Division and Union	Units	In-patient Beds	Out-patient Visits	SDA Employees	Other Employees	Total Employees
SOUTH AMERICAN DIVISION (CONT'D)						
Central Brazil Union Conference	2	...	17,277	75	2	77
East Brazil Union Mission	2
Paraguay Union of Churches Mission	1
South Brazil Union Conference	2	...	90,591	77	1	78
West Central Brazil Union Mission	1
Totals	9	47	109,592	219	13	232
SOUTH PACIFIC DIVISION						
Papua New Guinea Union Mission	44
Trans Pacific Union Mission	22
Totals	66
SOUTHERN AFRICA-INDIAN OCEAN DIVISION						
Botswana Union Conference	3	11	18,931	17	33	50
Indian Ocean Union Conference	3	2	2,096	4	...	4
Malawi Union Conference	18	221	161,977	209	47	256
Mozambique Union Mission	2	7	652	...	5	5
North-Eastern Angola Union Mission	6
Northern Zambia Union Conference	4	42	52,560	11	17	28
Southern Africa Union Conference	10	14	270,144	25	19	44
Southern Zambia Union Conference	7	46	172,030	27	44	71
South-Western Angola Union Mission	4	42	15,190	22	7	29
Zimbabwe Central Union Conference	5	12	13,716	20	5	25
Zimbabwe East Union Conference	4	13	19,916	6	22	28
Zimbabwe West Union Conference	3	17	9,850	16	11	27
Totals	69	427	737,062	357	210	567
SOUTHERN ASIA DIVISION						
South-Central India Union Section	1	...	2,864	6	...	6
SOUTHERN ASIA-PACIFIC DIVISION						
East Indonesia Union Conference	1
Myanmar Union Mission	1
North Philippine Union Conference	2
South Philippine Union Conference	2	6	1,352	7	...	7
West Indonesia Union Mission	14	...	37,052	63	...	63
Totals	20	6	38,404	70	...	70
WEST-CENTRAL AFRICA DIVISION						
Cameroon Union Mission	6
Central African Union Mission	1	4	3	158	3	...
Eastern Nigeria Union Conference	5	40	35,350	37	3	40
Eastern Sahel Union Mission	2	8	2,074	4	4	8
Northern Ghana Union Conference	7	104	16,100	261
Northern Nigeria Union Conference	11	31	11,292	17	4	21
Southern Ghana Union Conference	11	48	18,961	100
Western Nigeria Union Conference	3
Western Sahel Union Mission	2
Totals	48	235	83,780	216	14	430
<i>Attached to the General Conference:</i>						
Chinese Union Mission	2
Ukrainian Union Conference	3
WORLD TOTALS 2022	1,429	1,751	7,848,681	2,019	9,942	12,452

Division and Union	Units	Operato-ries	Out-patient Visits	SDA Employees	Other Employees	Total Employees
--------------------	-------	--------------	--------------------	---------------	-----------------	-----------------

PART 3b—Dental Clinics						
EAST-CENTRAL AFRICA DIVISION						
Burundi Union Mission	1
East Kenya Union Conference	1
Eastern Ethiopia Union Mission	1
North East Congo Union Mission	1
Northern Tanzania Union Conference	3
Rwanda Union Mission	2	2	2,346	13	2	15
Southern Tanzania Union Mission	1
Uganda Union Mission	3
West Congo Union Mission	1
West Kenya Union Conference	3
Western Ethiopia Union Mission	1
Totals	18	2	2,346	13	2	15

Division and Union	Units	Operato-ries	Out-patient Visits	SDA Em-ploy-ees	Other Em-ploy-ees	Total Em-ploy-ees
PART 3b—Dental Clinics (Cont'd)						
EURO-ASIA DIVISION						
Southern Union Mission	1
INTER-AMERICAN DIVISION						
Caribbean Union Conference	5	4	2,507	8	2	10
Central Mexican Union Mission	1
Chiapas Mexican Union Conference	1
Dominican Union Conference	2
Dutch Caribbean Union Mission	1
East Venezuela Union Mission	2	2	4,125	10	...	10
Haitian Union Mission	1
Honduras Union Mission	2
Jamaica Union Conference	3
North Colombian Union Conference	1
North Mexican Union Conference	1
South Central American Union Mission	1
West Venezuela Union Mission	1
Totals	21	6	6,632	18	2	20
INTER-EUROPEAN DIVISION						
Portuguese Union of Churches Conference ..	1
NORTH AMERICAN DIVISION						
Pacific Union Conference	1	295	103,906
Attached Field	2	13	11,456	18	13	31
Totals	3	308	115,362	18	13	31
NORTHERN ASIA-PACIFIC DIVISION						
Japan Union Conference	2	9	41,787	7	31	23
Korean Union Conference	3	88	37,896	36	35	71
Attached Fields	2	18	19,524	4	25	29
Totals	7	115	99,207	47	91	123
SOUTH AMERICAN DIVISION						
Argentina Union Conference	3	6	...	6	3	9
Central Brazil Union Conference	4
Chile Union Mission	2	...	18,442	3	6	9
East Brazil Union Mission	1
North Brazil Union Mission	1
North Peru Union Mission	1
Paraguay Union of Churches Mission	1
South Brazil Union Conference	1
South Peru Union Mission	2
Southeast Brazil Union Conference	1
Totals	17	6	18,442	9	9	18
SOUTH PACIFIC DIVISION						
Australian Union Conference	1
SOUTHERN AFRICA-INDIAN OCEAN DIVISION						
Botswana Union Conference	1
Indian Ocean Union Conference	1
Malawi Union Conference	4	4	4,136	4	...	4
Mozambique Union Mission	1
North-Eastern Angola Union Mission	1	2	675	2	6	8
Northern Zambia Union Conference	1
Southern Africa Union Conference	1
Southern Zambia Union Conference	2	2	1,095	11	3	14
South-Western Angola Union Mission	2	2	1,698	12	1	13
Zimbabwe Central Union Conference	1	2	350	4	...	4
Zimbabwe East Union Conference	1
Zimbabwe West Union Conference	1	3	4,136	9	1	10
Totals	17	15	12,090	42	11	53
SOUTHERN ASIA DIVISION						
East-Central India Union Section	2
Northeast India Union Section	2	3	1,822	3	...	3
Northern India Union Section	3
South-Central India Union Section	1
Southwest India Union Section	1	4	1,102	2	1	3
Western India Union Section	2	2	787	1	7	8
Attached Fields	1
Totals	12	9	3,711	6	8	14
SOUTHERN ASIA-PACIFIC DIVISION						
Bangladesh Union Mission	2
Central Philippine Union Conference	2
East Indonesia Union Conference	1
Malaysia Union Mission	1

Division and Union	Units	Opera-ries	Out-patient Visits	SDA Em-ploy-ees	Other Em-ploy-ees	Total Em-ploy-ees
SOUTHERN ASIA-PACIFIC DIVISION (CONT'D)						
Myanmar Union Mission	2
North Philippine Union Conference	4	2	1,156	1	...	1
Pakistan Union Section	1	1	772	1	...	1
Southeastern Asia Union Mission	2	12	12,851	...	16	16
West Indonesia Union Mission	4	12	15,984	13	6	19
Attached Fields	1	3	1,725	1	4	5
Totals	20	30	32,488	16	26	42
WEST-CENTRAL AFRICA DIVISION						
Cameroon Union Mission	1
Central African Union Mission	1	4	336	6	2	8
Eastern Sahel Union Mission	2
Northern Ghana Union Conference	1
Southern Ghana Union Conference	2
West African Union Mission	1
Totals	8	4	336	6	2	8
<i>Attached to the General Conference:</i>						
Chinese Union Mission
Ukrainian Union Conference	1	2	3,600	3	7	10
WORLD TOTALS 2022	128	497	294,214	178	171	334
<i>Note—Incomplete reporting.</i>						

Division, Institution, and Location	Units	Beds	Average Daily Census	SDA Em-ploy-ees	Other Em-ploy-ees	Total Em-ploy-ees
PART 4—Orphanages and Children's Homes						
INTER-AMERICAN DIVISION						
Dominican Union Conference	2
SOUTH AMERICAN DIVISION						
East Brazil Union Mission	1
South Brazil Union Conference	2
Totals	3
SOUTHERN AFRICA-INDIAN OCEAN DIVISION						
Botswana Union Conference	1
SOUTHERN ASIA DIVISION						
East-Central India Union Section	1
South-Central India Union Section	1
Totals	2
SOUTHERN ASIA-PACIFIC DIVISION						
West Indonesia Union Mission	5	82
TRANS-EUROPEAN DIVISION						
Hungarian Union Conference	2	219	187	6	87	93
WORLD TOTALS 2022	15	301	187	6	87	93
<i>Note—Incomplete reporting.</i>						

Division and Institution	Books for Literature Evangelist Work (Subscriptions)			Books for Church Members (Trades)			Job Printing	Total Sales	Employees	Periodicals	Languages
	Books	Magazines	Miscellaneous	Books/Bibles	Magazines/Periodicals	Miscellaneous					
	US\$	US\$	US\$	US\$	US\$	US\$					
Publishing Houses (Cont'd)											
SOUTHERN AFRICA-INDIAN OCEAN DIVISION (CONT'D)											
Zambia Adventist Press	24,433	99,170	...	340,749	74,120	538,472	10	1	4
Totals (5)	93,469	9,228	42,584	400,762	...	614,736	118,747	1,279,526	79	4	...
SOUTHERN ASIA DIVISION											
Oriental Watchman Publishing House	78,263	10,838	...	109,975	6,660	48,741	129,207	383,684	62	5	16
SOUTHERN ASIA-PACIFIC DIVISION											
Bangladesh Adventist Publishing House	1,991	2,382	...	1,730	6,102	12,205
Indonesia Publishing House	82,035	36,934	...	582,054	38,595	166,542	34,334	940,494	56	7	1
Kinsaung Publishing House	11,256	24,877	24,438	5,901	1,039	67,511	13	10	7
Lakpahana Publishing House of SDA	9,278	...	1,091	11,983	259	5,478	7,798	35,887	6	...	3
Pakistan Publishing House (Qasid)*
Philippine Publishing House	4,465,768	1,919,746	321,723	1,224,166	258,650	535,099	81,559	8,806,711	87	5	...
Totals (6)	4,570,328	1,956,680	322,814	1,845,462	321,942	714,750	130,832	9,862,808	162	22	...
TRANS-EUROPEAN DIVISION											
Advent Publishing House*	9,459	...	91,622	...	101,081	4	...	1
Adventist Media and Forvaltning AB*
Croatian Publishing House*	905	42,924	14,590	53,890	15,227	127,536	1	3	1
Danish Publishing House*
Finland SDA Publishing House	12,090	171,849	183,939	4	2	1
Iceland Publishing House*
Latvian Publishing Centre*	1,972	63,740	65,712	3	1	2
Lithuanian Publishing Centre*	29,370	...	1,127	1,664	1,772	33,933	1	1	2
Macedonian Publishing House*
Netherlands Publishing Service*
Norwegian Publishing House*	46,922	145,972	...	79,963	223,590	...	68,810	565,257	4	4	1
Polish Publishing House*
Serbian Publishing House*	102,351	4,301	1,086	76,961	5,855	24,724	39,956	255,234	6	20	4
Slovenian Publishing House*	40,595	9,081	...	5,588	...	6,907	...	62,171	1	18	1
Stanborough Press Limited*	535,608	15,754	...	871,524	196,184	258,570	344,160	2,221,800	23	18	7
Totals (15)	755,751	175,108	2,213	1,098,509	612,068	439,349	533,665	3,616,663	47	67	...
WEST-CENTRAL AFRICA DIVISION											
Advent Press	71,121	511,484	...	110,697	113,165	806,467	52	4	4
Central African Publishing House	2,318	4,139	992	76,247	12,354	34,629	22,277	152,956	9	2	5
Totals (2)	73,439	4,139	992	587,731	12,354	145,326	135,442	959,423	61	6	...
<i>Attached to the General Conference:</i>											
MIDDLE EAST AND NORTH AFRICA UNION MISS											
Middle East Publishers*	13,000	4,990	17,990	2	2	5
UKRAINIAN UNION CONFERENCE											
Source of Life Publishing House (Ukraine)	...	7,774	205,481	1,613	1,793	85,027	5,255	306,943	19	16	2
ISRAEL FIELD											
Life and Peace Publishing House*
WORLD TOTALS 2022 (57)	20,656,351	4,884,167	1,074,063	46,657,318	24,571,388	43,946,091	18,997,657	160,787,035	2,087	374	...
WORLD TOTALS 2021 (57)	18,416,642	4,133,412	973,725	38,086,393	23,656,017	33,040,721	15,594,590	133,901,500	2,037	474	...

*Without printing facilities. Report incomplete.

SECTION IV—FOOD INDUSTRIES

Table 30

Division and Institution	Location	Employees				Products	
		Full-time	Part-time	Casual	Student	Manufactured	Other
Parentthesized figures after "Totals" represent the number of food industries in the divisions.							
INTER-AMERICAN DIVISION							
Inter-American Health Food Company							
Alimentos Colpac	Montemorelos, Mexico	198	5	...	7	60	8
Caribbean Health Foods Limited	St. Joseph, Trinidad	10	38	...	10	30	32
Cetebedi, S.A. Costa Rica	Alajuela, Costa Rica	31	3	3	1	48	2
Cetebedi, S.A. Guatemala	Guatemala, Guatemala	5	3	15	7
Cetebedi, S.A. Panama	Panama	10	3	11	30
Colombia Branches (Productos Icolpan)	Medellin, Colombia	28	44	36
Alimentos Integrales Viva Mejor (Bucaramanga)	Bucaramanga, Colombia	21	2	32	25
Alimentos Integrales Viva Mejor EU (Cali)	Cali, Colombia	15	...	1	...	21	37
Industrias Venepan	Nirgua, Yaracuy, Venezuela	48	12	2
Productos Granix	Bonao, Dominican Republic	43	8	41	69
Viva Mejor - Barquisimeto	Barquisimeto, Venezuela	11	10	6
Viva Mejor - Bogota (Upper Magdalena Conference)	Bogota, Colombia
Totals (12)		420	54	4	26	324	254
INTER-EUROPEAN DIVISION							
Bioherba Health Food Company (Bioherba GmbH)	Heimertingen, Germany	49	22	587	11

Division and Institution	Location	Employees				Products	
		Full-time	Part-time	Casual	Student	Manufactured	Other
Food Industries (Cont'd)							
NORTHERN ASIA-PACIFIC DIVISION							
Korean Sahmyook Foods	Cheonan-si, Choongnam, Korea	272	124	33
Korean Sahmyook Foods - 2nd Factory	Wanju-gun, Jeonbuk, Korea	10	20	7
Korean Sahmyook Foods - 3rd Factory	Bonghwa-gun, Gyeongbuk, Korea	66	29	17
Korean Sahmyook Foods - 4th Factory	Boryung-si, Choongnam, Korea	29	17	153	30
San-iku Foods	Sodegaura-shi, Chiba, Japan	19	24	1	...	68	93
Totals (5)		396	41	1	...	394	180
SOUTH AMERICAN DIVISION							
Argentina Food Factory (Alimentos Granix)	Buenos Aires, Argentina	1,031	10	250	59
Brazil Food Factory (Produtos Alimenticios Superbom)	Sao Paulo, Brazil	106	80	30
Totals (2)		1,137	10	330	89
SOUTH PACIFIC DIVISION							
Life Health Foods	Australia and New Zealand	137	3	2	...	96	12
Sanitarium Health Foods	Australia and New Zealand	1,203	151	180	...	307	7
Vitality Works and Lifestyle Medicine Institute	Australia and New Zealand	47	12	20	21
Totals (3)		1,387	166	202	...	403	40
WORLD TOTALS 2022 (23)		3,389	293	207	26	2,038	574
WORLD TOTALS 2021 (22)		3,255	295	261	32	2,170	466
Food Industry Sales, World 2022						US\$ 971,076,842	
Food Industry Sales, World 2021						US\$ 834,132,882	

Chapter 7 - Global Mission

GLOBAL MISSION

The Church's Presence, Outreach, and Mission

Challenge of Global Mission.—The Global Mission document voted at the 1989 Annual Council and endorsed at the 1990 General Conference Session seeks to create an awareness, in concrete measurable terms, of what the gospel commission means to the church today.

Monitoring Global Advance.—Table 1 below lists major unentered regions of the world according to conferences or missions rather than by countries. It is based on a challenge of Global Mission: to place a church among each one million of earth's population. To locate regions where the ratio of churches to population is less than 1:1,000,000, we have used the 2023 *Seventh-day Adventist Yearbook* to find those conferences or missions with low church-to-population ratios. For example, in the Bangladesh Union Mission of the Southern Asia-Pacific Division the West Bangladesh Mission has a population of 33.5 million and 31 churches. Therefore, on average, each church serves a population of 1.1 million people. Progress is indicated in the fact that in 1990, each church served an average of 2.2 million people.

This view of the global challenge shows in which conferences or missions the great challenges lie in relation to the Adventist "presence." (For a definition of "presence" see "Definitions" in the next column.)

A column is provided to show the "Population Estimate (Millions) Per Church 1990 or When Organized" for comparison. The basis for these entries is the 1991 *Seventh-day Adventist Yearbook* or the *Yearbook* representing the year of the field's organization after 1990. In some cases the 2022 ratio is larger than the earlier ratio. This may be due to a population that is growing more rapidly than the church or to official revisions in population estimates, rather than to a loss of churches. In some cases the fields that existed in 1990 no longer exist by the same name or territory so a direct comparison is impossible. In other cases growth of churches has lowered the ratio below 1.0. These are being eliminated year by year as church growth occurs. This occurred last year when the Lower Congo Field of the East-Central Africa Division established its 11th church in a territory with a population of 8.4 million people.

The number of churches is taken from the 2023 edition of the *Annual Statistical Report*; population statistics are for mid-2022 and are published in the 2023 *Yearbook* as provided by the Population Reference Bureau of Washington, DC. The population statistics for the fields in the Southern Asia Division differ this year from those published in the *Yearbook*, as an error was found in the *Yearbook's* calculations after the book was sent to the publisher.*

Some countries with a population of one million or more yet with little or no Seventh-day Adventist organizational structure are shown in parentheses.

Table 2 lists all countries and some areas of the world and shows church-planting activity and general growth, including the number of ordained ministers,

churches, companies, and members, for each country.

Although isolated Sabbath keepers or Seventh-day Adventists from other countries are known to reside in some countries where there is no organized church, the data here corresponds to official reports from the divisions.

The "Ordained Ministers" column excludes those who serve in administrative positions at the union and division levels.

Definitions.—Officially, what is a "country or area of the world?" For the purposes of this report, it is a separate political or geographical entity. Because the Seventh-day Adventist Church does not involve itself in political affairs, the reader should attach no special significance to the presence of certain names in the list or the absence of others. The countries and areas shown in the accompanying Global Mission tables are taken from the United Nations Statistics Division, Standard Country and Area Codes Classifications (M49) list, excluding areas without political autonomy or permanent populations.

"Presence" means the existence within the territory of an organized church.

"Established work" exists in a country or area of the world when one or more of the following criteria have been met: (1) when an organized church meets regularly; (2) when a mission station, healthcare facility, or school is functioning regularly; or (3) when a regular full-time denominational employee is based in the country or area carrying on outreach or soul-winning activities through such units as a Sabbath school, an organized company, or a language school. Seventh-day Adventist work is not considered to be established in a country or area when it is limited to a series of evangelistic meetings, literature-evangelist work not based there, scattered Sabbath keepers, employees traveling through, or temporary service by regular employees, student missionaries, or other volunteer employees. Countries or areas where the church does not have established work are listed in Table 1a on page 107.

The "number of countries and areas of the world" is derived from the United Nations M49 list downloaded April 24, 2023, less the areas excluded for the reasons mentioned above. This makes our count 235.

Symbols Used in Table 2:

- + Improvement, but percentage calculation is impossible because the beginning figure is zero.
- Decrease in growth.
- () Negative number.

*Toshiko Kaneda, Charlotte Greenbaum, and Kellye Kline, 2022 *World Population Data Sheet* (Washington, DC: Population Reference Bureau, 2022).

GLOBAL MISSION (GM) Table 1
Conferences or Missions Where Each Church
Serves More Than One Million Persons

Conference, Mission, or Country	Population Estimate (Millions) 2022	Churches 2022	Population Estimate (Millions) Per Church		Conference, Mission, or Country	Population Estimate (Millions) 2022	Churches 2022	Population Estimate (Millions) Per Church	
			2022	1990 or When Organized				2022	1990 or When Organized
EAST-CENTRAL AFRICA DIVISION					NORTHERN ASIA-PACIFIC DIVISION				
East Kenya Union Conference (Somalia)	17.6	no church	no church	no church	Japan Union Conference				
West Congo Union Mission					East Japan Conference	65.4	53	1.2	1.2
Congo Equatorial Field	9.1	9	1.0	no church	West Japan Conference	58.0	30	1.9	1.7
Attached Field					Korean Union Conference				
Eritrea Mission Field	3.7	3	1.2	1.2	(Korea, Democratic People's Rep. of)	26.1	no church	no church	no church
EURO-ASIA DIVISION					SOUTHERN ASIA DIVISION				
Southern Union Mission					Northeast India Union Section				
Tajikistan Field	10.0	2	5.0	1.1	Arunachal Pradesh Region	2.1	2	1.1	no church
Turkmenistan Field	6.4	1	6.4	5.6	Assam Region	32.1	18	1.8	2.1
Uzbekistan Field	35.6	9	4.0	1.7	Northern India Union Section				
(Afghanistan)	41.1	no church	no church	no church	Bihar Region	121.3	4	30.3	30.2
					Central Uttar Pradesh Region	59.7	6	10.0	9.7
					Chhattisgarh Region	29.7	10	3.0	6.9

Conference, Mission, or Country	Population Estimate (Millions) 2022	Churches 2022	Population Estimate (Millions) Per Church	
			2022	1990 or When Organized
TABLE 1—Conferences or Missions Where Each Church Serves More Than One Million Persons (Cont'd)				
SOUTHERN ASIA DIVISION (Cont'd)				
Delhi Metro Region	19.6	11	1.8	7.0
Eastern Uttar Pradesh Section	95.0	32	3.0	32.7
Haryana Region	31.4	16	2.0	21.0
Himachal Pradesh Region	8.0	7	1.1	1.4
Kolkata Metro Region	10.9	3	3.6	4.5
Madhya Pradesh Region	84.6	4	21.2	18.0
Rajasthan Section	79.9	50	1.6	2.9
Upper Ganges Section	78.2	43	1.8	3.5
Uttarakhand Region	11.8	9	1.3	1.1
Southwest India Union Section				
Malabar Region	9.5	7	1.4	1.5
Western India Union Section				
Gujarat Conference	52.6	42	1.3	4.0
Mumbai Metro Section	27.4	20	1.4	1.3
Saurashtra Region	14.0	4	3.5	3.6
South Gujarat Region	4.2	4	1.1	1.1
Vidarbha Region (Nagpur)	28.4	21	1.4	2.3
SOUTHERN ASIA-PACIFIC DIVISION				
Bangladesh Union Mission				
East Bangladesh Mission	68.8	26	2.6	16.9
South Bangladesh Mission	40.4	35	1.2	0.8
West Bangladesh Mission	33.5	31	1.1	2.2
Pakistan Union Section				
Northern Section	155.6	97	1.6	2.3
Southern Section	80.2	34	2.4	2.9
Southeastern Asia Union Mission				
Cambodia Mission	16.8	8	2.1	no church
Laos Region	7.5	2	3.8	5.1
Thailand Mission	66.8	63	1.1	1.5
Vietnam Mission	99.4	19	5.2	3.5
West Indonesia Union Mission				
West Java Conference	47.6	46	1.0	1.1

Conference, Mission, or Country	Population Estimate (Millions) 2022	Churches 2022	Population Estimate (Millions) Per Church	
			2022	1990 or When Organized
TRANS-EUROPEAN DIVISION				
Attached Field				
Greek Mission	10.6	10	1.1	1.3
WEST-CENTRAL AFRICA DIVISION				
Eastern Sahel Union Mission				
Burkina Faso Mission	22.7	12	1.9	3.0
Niger Region	26.2	2	13.1	no church
West African Union Mission				
Guinea Region	13.9	6	2.3	3.0
Western Sahel Union Mission				
Mali Mission	22.6	5	4.5	4.1
Senegal/Mauritania Mission	22.7	7	3.2	3.7
ATTACHED TO GENERAL CONFERENCE				
Chinese Union Mission				
(China)	1,436.6	1,114	1.3	2.9
Middle East and North Africa Union Mission				
East Mediterranean Region	83.3	6	13.9	2.5
Egypt-Sudan Field	150.4	23	6.5	6.8
Gulf Field	92.7	23	4.0	5.7
North Africa Region	100.8	4	25.2	75.3
West Asian Field	174.1	6	29.0	39.3
(Palestine, State of)	5.4	no church	no church	no church

*Population figures for Southern Asia Division were updated after the 2023 SDA Yearbook was published. The figures in this Annual Statistical Report match the figures in the online SDA Yearbook.

GLOBAL MISSION (GM) Table 1a
Countries and Areas of the World Where
Seventh-day Adventist Work is Not Currently Established
As of December 31, 2022

Country or Area of the World	Continent	Division/Attached Field	Population Estimate Mid-2022	Country or Area of the World	Continent	Division/Attached Field	Population Estimate Mid-2022
Afghanistan	Asia	Euro-Asia	41,129,000	Mauritania	Africa	West-Central Africa	4,740,000
Aland Islands	Europe	Trans-European	30,000	Monaco	Europe	Inter-European	40,000
Brunei Darussalam	Asia	Southern Asia-Pacific	442,000	Palestine, State of	Asia		5,355,000
Comoros	Africa	Southern Africa-Indian Ocean	837,000	Saint Barthelemy	North America	Inter-American	11,000
Gibraltar	Europe	Inter-European	33,000	Saint Pierre and Miquelon	North America	North American	6,000
Greenland	North America	Trans-European	57,000	San Marino	Europe	Inter-European	34,000
Guernsey	Europe	Trans-European	67,000	Somalia	Africa	East-Central Africa	17,598,000
Holy See	Europe	Inter-European	1,000	Syrian Arab Republic	Asia	Middle East and North Africa Un	22,125,000
Iran (Islamic Republic of)	Asia	Middle East and North Africa Un	88,551,000	Tokelau	Oceania	South Pacific	1,000
Korea, Democratic People's Rep of	Asia	Northern Asia-Pacific	26,069,000	Western Sahara	Africa	Middle East and North Africa Un	576,000
Liechtenstein	Europe	Inter-European	39,000	Yemen	Asia	Middle East and North Africa Un	33,697,000
Maldives	Asia	Southern Asia	579,000				

Summary

Countries and areas of the world (See p. 108)	235
Countries and areas of the world in which Seventh-day Adventist work is established	212
Countries and areas of the world in which Seventh-day Adventist work is not established (listed above)	23
Estimated population of the world as of June 30, 2022	7,963,235,000
Estimated population of countries and areas of the world in which Seventh-day Adventist work is established	7,721,218,000
Estimated population of countries and areas of the world in which Seventh-day Adventist work is not established (listed above)	242,017,000

GENERAL STATISTICS FOR 2022

GLOBAL MISSION

(GM) Table 2

Seventh-day Adventist Presence in *Countries and Areas of the World

(*Please see "Definitions" on page 106 of this report.)

Country or Area of the World	Division	Continent	Ordained Ministers 2022	Churches 2022	Companies 2022	Church Membership 2022	Population Estimate (Thousands) 2022	Adventist Deaths Per Thousand	General Population Deaths Per Thousand	Church Membership Per Ten Thousand Population	Population Per Member Ratio**	% Net Membership Growth	
												Over Last Year	Over Last 10 Years
Afghanistan	ESD	As	0	0	0	0	41,129	0.00	7.00	0	41,129,000	(100)	-
Aland Islands	TED	Eur	0	0	0	10	30	0.00	10.00	3	2,727	0	(9)
Albania	TED	Eur	4	5	2	471	2,776	0.00	11.00	2	5,881	0	34
Algeria	MENA	Afr				112	44,903	19.23	5.00	0	397,372	8	51
American Samoa	SPD	Oc	7	10	8	2,151	57	0.00	7.00	377	26	0	16
Andorra	EUD	Eur	0	1	0	24	81	0.00	5.00	3	3,240	0	140
Angola	SID	Afr	168	1,774	2,491	638,703	35,589	3.59	8.00	179	56	9	51
Anguilla	IAD	NA	2	3	1	1,255	16	5.68	7.00	784	13	2	21
Antigua and Barbuda	IAD	NA	16	31	1	7,959	101	3.93	6.00	788	13	1	(9)
Argentina	SAD	SA	152	667	412	121,954	46,235	5.76	9.00	26	379	1	10
Armenia	ESD	As	1	19	11	797	2,959	15.99	12.00	3	3,708	(2)	(6)
Aruba	IAD	NA	2	8	3	1,271	106	4.94	11.00	120	83	5	58
Australia	SPD	Oc	272	443	116	64,113	25,836	9.65	13.00	25	403	1	12
Austria	EUD	Eur	23	56	10	4,353	9,000	12.94	10.00	5	2,067	1	9
Azerbaijan	ESD	As	3	5	6	488	10,198	16.46	8.00	0	20,855	0	(5)
Bahamas	IAD	NA	12	61	3	16,979	410	1.93	9.00	414	24	(24)	(25)
Bahrain	MENA	As				91	1,472	0.00	2.00	1	16,000	0	112
Bangladesh	SSD	As	19	127	288	31,894	171,186	2.07	6.00	2	5,367	(4)	(14)
Barbados	IAD	NA	16	59	1	20,277	269	4.00	9.00	754	13	0	9
Belarus	ESD	Eur	27	66	28	3,637	9,227	12.78	13.00	4	2,536	(1)	(10)
Belgium	EUD	Eur	7	32	2	2,816	11,616	7.56	10.00	2	4,124	1	31
Belize	IAD	NA	9	106	36	50,278	441	0.63	5.00	1,140	9	3	30
Benin	WAD	Afr	9	38	55	6,678	13,353	2.55	9.00	5	1,999	7	14
Bermuda	NAD	NA	4	11	1	3,909	64	12.19	9.00	611	16	(1)	1
Bhutan	SUD	As	2	14	19	960	763	4.38	4.00	13	794	5	67
Bolivia, Plurinational State of	SAD	SA	93	533	674	127,924	12,224	7.12	10.00	105	96	1	42
Bonaire, Sint Eustatius, and Saba	IAD	NA	3	5	1	923	28	6.45	6.00	330	30	(1)	21
Bosnia and Herzegovina	TED	Eur	1	23	0	580	3,443	14.04	14.00	2	5,926	2	(3)
Botswana	SID	Afr	13	166	92	48,215	2,630	0.82	9.00	183	55	1	36
Brazil	SAD	SA	1,979	10,266	9,095	1,764,770	214,834	5.34	7.00	82	122	2	29
British Virgin Islands	IAD	NA	3	8	0	2,193	31	6.93	8.00	707	14	1	28
Brunei Darussalam	SSD	As	0	0	0	0	442	0.00	4.00	0	442,000	0	0
Bulgaria	EUD	Eur	47	97	103	7,054	6,800	20.56	22.00	10	964	0	(5)
Burkina Faso	WAD	Afr	5	12	65	2,672	22,674	3.94	9.00	1	8,483	5	(31)
Burundi	ECD	Afr	35	536	503	212,866	12,890	1.60	7.00	165	61	5	51
Cabo Verde	WAD	Afr	4	43	42	10,037	593	0.91	5.00	169	59	2	39
Cambodia	SSD	As	10	8	35	4,428	16,785	1.25	7.00	3	3,790	11	(25)
Cameroon	WAD	Afr	115	1,043	664	128,455	27,915	2.60	9.00	46	217	6	39
Canada	NAD	NA	236	395	80	75,063	38,758	8.06	8.00	19	516	1	15
Cayman Islands	IAD	NA	8	16	1	7,209	60	1.45	3.00	1,202	8	4	43
Central African Republic	WAD	Afr	3	53	50	5,181	5,579	5.17	11.00	9	1,077	(23)	(51)
Chad	WAD	Afr	8	42	39	4,949	17,723	3.39	12.00	3	3,580	12	98
Chile	SAD	SA	133	708	296	105,411	19,829	8.01	6.00	53	188	1	(9)
China	CHUM	As	147	1,114	2,860	479,353	1,436,600	1.55	7.00	3	2,997	1	16
Colombia	IAD	SA	222	1,883	884	294,561	49,059	4.00	8.00	60	167	3	(1)
Comoros	SID	Afr	0	0	0	0	837	0.00	9.00	0	837,000	0	0
Congo	WAD	Afr	4	16	8	1,582	5,970	3.68	7.00	3	3,771	16	109
Congo, Democratic Republic of the	ECD	Afr	406	2,314	1,915	766,577	99,010	2.04	10.00	77	129	4	59
Cook Islands	SPD	Oc	2	14	2	1,055	15	7.77	6.00	703	14	2	16
Costa Rica	IAD	NA	20	251	67	39,362	5,215	1.88	6.00	75	132	0	(43)
Cote d'Ivoire	WAD	Afr	22	98	124	11,221	28,161	2.29	9.00	4	2,509	7	(15)
Croatia	TED	Eur	14	68	0	2,485	3,803	26.20	17.00	7	1,530	(1)	(10)
Cuba	IAD	NA	64	368	140	39,807	11,079	14.29	15.00	36	278	4	21
Curacao	IAD	NA	10	27	2	8,606	150	4.35	11.00	574	17	1	27
Cyprus	TED	As	2	2	1	126	1,251	8.62	7.00	1	9,850	9	59
Czechia	EUD	Eur	49	143	26	7,338	10,527	7.98	13.00	7	1,434	(0)	(2)
Denmark	TED	Eur	8	42	0	2,315	5,890	19.31	10.00	4	2,543	(1)	(6)
Djibouti	ECD	Afr	0	0	0	0	1,121	0.00	9.00	0	1,121,000	0	0
Dominica	IAD	NA	8	23	5	7,439	73	1.34	9.00	1,019	10	0	11
Dominican Republic	IAD	NA	122	1,000	536	321,725	11,229	0.29	7.00	287	35	1	13
Ecuador	SAD	SA	65	321	333	56,143	18,001	4.59	7.00	31	321	3	5
Egypt	MENA	Afr				879	103,539	3.52	7.00	0	117,658	3	16
El Salvador	IAD	NA	51	835	206	191,121	6,336	2.85	9.00	302	33	0	(11)
Equatorial Guinea	WAD	Afr	0	11	25	2,048	1,675	3.94	9.00	12	817	15	27
Eritrea	ECD	Afr	0	3	12	526	3,684	0.00	7.00	1	6,991	0	0
Estonia	TED	Eur	5	19	1	1,242	1,328	13.21	14.00	9	1,068	(3)	(22)
Eswatini	SID	Afr	6	30	37	9,607	1,202	3.18	11.00	80	125	2	51
Ethiopia	ECD	Afr	225	1,125	673	236,696	123,380	2.87	7.00	19	521	5	73
Falkland Islands (Malvinas)	SAD	SA	0	0	1	8	4	0.00	7.00	20	444	0	+
Faroe Islands	TED	Eur	0	1	0	48	54	20.41	7.00	9	1,102	(2)	(19)
Fiji	SPD	Oc	42	183	92	29,905	902	0.83	9.00	332	30	(0)	26
Finland	TED	Eur	4	59	9	4,265	5,524	23.53	10.00	8	1,295	(3)	(13)
France	EUD	Eur	57	138	46	17,033	65,771	4.18	10.00	3	3,861	2	30

STATISTICAL REPORT FOR 2022

109

Country or Area of the World	Division	Continent	Ordained Ministers 2022	Churches 2022	Companies 2022	Church Membership 2022	Population Estimate (Thousands) 2022	Adventist Deaths Per Thousand	General Population Deaths Per Thousand	Church Membership Per Ten Thousand Population	Population Per Member Ratio**	% Net Membership Growth	
												Over Last Year	Over Last 10 Years
French Guiana	IAD	SA	5	14	6	3,355	296	2.16	5.00	113	88	4	42
French Polynesia	SPD	Oc	9	45	18	5,299	281	6.85	5.00	189	53	1	12
Gabon	WAD	Afr	4	21	9	2,591	2,389	5.37	7.00	11	922	(1)	(11)
Gambia	WAD	Afr	2	5	6	368	2,706	17.70	8.00	1	7,333	9	29
Georgia	ESD	As	1	8	4	322	3,746	23.81	16.00	1	11,598	(4)	(14)
Germany	EUD	Eur	186	541	34	34,092	83,278	16.89	12.00	4	2,443	(1)	(3)
Ghana	WAD	Afr	402	2,149	2,404	401,930	33,476	5.52	8.00	120	83	4	1
Gibraltar	EUD	Eur	0	0	0	3	33	0.00	12.00	1	8,250	0	0
Greece	TED	Eur	4	10	4	503	10,619	8.35	12.00	0	21,069	5	3
Greenland	TED	NA	0	0	0	0	57	0.00	9.00	0	57,000	0	0
Grenada	IAD	NA	15	46	5	13,514	125	6.23	8.00	1,081	9	(5)	1
Guadeloupe	IAD	NA	8	64	11	10,266	371	4.24	14.00	277	36	1	(11)
Guam	NAD	Oc	7	22	14	1,491	180	24.37	7.00	83	121	10	27
Guatemala	IAD	NA	55	1,089	284	195,705	17,844	7.16	7.00	110	91	(4)	(19)
Guernsey	TED	Eur	0	0	0	0	67	0.00	8.00	0	67,000	0	0
Guinea	WAD	Afr	2	6	28	2,816	13,859	1.81	10.00	2	4,920	2	79
Guinea-Bissau	WAD	Afr	5	8	14	4,482	2,106	0.00	9.00	21	470	8	74
Guyana	IAD	SA	26	172	20	67,538	809	1.36	10.00	835	12	1	15
Haiti	IAD	NA	95	666	585	496,542	11,585	1.00	9.00	429	23	1	27
Holy See	EUD	Eur	0	0	0	0	1	0.00	0.00	0	1,000	0	0
Honduras	IAD	NA	47	483	257	72,383	9,600	1.47	4.00	75	133	(8)	(72)
Hong Kong Special Administrative Region (China)	CHUM	As	21	19	3	4,527	7,391	9.30	7.00	6	1,632	0	(4)
Hungary	TED	Eur	33	110	25	5,048	9,668	17.46	15.00	5	1,915	(1)	7
Iceland	TED	Eur	2	6	1	473	380	2.13	6.00	12	802	1	(3)
India	SUD	As	421	4,540	4,758	1,151,412	1,417,173	1.14	6.00	8	1,231	1	(25)
Indonesia	SSD	As	676	1,934	467	230,326	275,501	5.78	10.00	8	1,196	11	11
Iran (Islamic Republic of)	MENA	As				0	88,551	0.00	6.00	0	88,551,000	0	-
Iraq	MENA	As				83	44,496	12.20	5.00	0	529,714	1	(51)
Ireland	TED	Eur	5	8	7	819	5,054	0.00	7.00	2	6,163	4	90
Isle of Man	TED	Eur	0	1	0	50	84	0.00	11.00	6	1,647	0	79
Israel	ISRF	As	6	15	5	829	9,526	4.80	5.00	1	11,477	(1)	16
Italy	EUD	Eur	36	109	19	9,431	58,857	8.92	12.00	2	6,240	1	(1)
Jamaica	IAD	NA	105	705	30	336,513	2,827	1.96	9.00	1,190	8	2	25
Japan	NSD	As	40	97	48	14,977	124,931	14.05	12.00	1	8,341	(0)	(2)
Jersey	TED	Eur	0	0	0	0	107	0.00	8.00	0	107,000	0	0
Jordan	MENA	As				178	11,185	0.00	6.00	0	62,486	(1)	(11)
Kazakhstan	ESD	As	16	30	26	2,065	19,243	26.65	10.00	1	9,314	(5)	(29)
Kenya	ECD	Afr	781	7,579	3,783	1,146,574	54,027	2.67	8.00	212	47	4	54
Kiribati	SPD	Oc	3	20	9	3,128	123	7.77	6.00	254	39	1	35
Korea, Democratic People's Republic of+	NSD	As				866	26,069	0.00	9.00	0	30,068	0	0
Korea, Republic of	NSD	As	616	673	131	261,395	51,628	1.69	6.00	51	198	1	13
Kuwait	MENA	As				207	4,149	0.00	2.00	0	19,947	(0)	11
Kyrgyzstan	ESD	As	5	10	8	610	6,803	13.25	6.00	1	11,134	1	(20)
Lao People's Democratic Republic	SSD	As	8	2	2	5,416	7,452	0.43	7.00	7	1,376	131	164
Latvia	TED	Eur	14	49	2	3,660	1,863	9.00	18.00	20	509	(0)	(10)
Lebanon	MENA	As				351	5,490	2.81	8.00	1	15,597	(1)	(14)
Lesotho	SID	Afr	6	50	19	10,900	2,306	3.50	14.00	47	212	1	48
Liberia	WAD	Afr	24	101	67	30,170	5,303	2.30	9.00	57	176	4	46
Libya	MENA	Afr				57	6,812	0.00	6.00	0	117,448	0	(53)
Liechtenstein	EUD	Eur	0	0	0	9	39	0.00	8.00	2	3,900	0	29
Lithuania	TED	Eur	9	16	4	682	2,786	24.11	17.00	2	4,079	(3)	(22)
Luxembourg	EUD	Eur	0	2	0	200	651	10.00	7.00	3	3,239	0	117
Macao Special Administrative Region (China)	CHUM	As	0	2	1	346	683	0.00	3.00	5	1,968	1	41
Madagascar	SID	Afr	91	1,231	1,206	213,966	29,641	1.52	7.00	72	139	4	70
Malawi	SID	Afr	160	1,662	2,090	669,511	20,405	1.23	7.00	328	30	5	64
Malaysia	SSD	As	63	303	156	61,302	32,723	2.39	5.00	19	534	2	8
Maldives	SUD	As	0	0	0	0	579	0.00	3.00	0	579,000	0	0
Mali	WAD	Afr	1	5	8	2,152	22,594	0.48	9.00	1	10,494	3	36
Malta	EUD	Eur	0	1	0	29	518	0.00	8.00	1	17,267	26	4
Marshall Islands	NAD	Oc	1	3	5	1,092	54	1.92	8.00	202	49	5	54
Martinique	IAD	NA	8	68	6	16,483	348	3.47	14.00	474	21	0	9
Mauritania	WAD	Afr	3	1	1	47	4,740	0.00	7.00	0	98,750	(4)	74
Mauritius	SID	Afr	9	34	4	5,314	1,263	5.10	11.00	42	238	0	12
Mayotte	SID	Afr	0	1	0	120	305	0.00	3.00	4	2,521	3	+
Mexico	IAD	NA	522	5,172	4,417	817,651	127,504	6.03	9.00	64	156	2	13
Micronesia (Federated States of)	NAD	Oc	2	7	1	1,637	106	1.74	6.00	154	65	(5)	6
Moldova, Republic of	ESD	Eur	38	132	90	7,964	3,526	19.36	17.00	23	443	(2)	(20)
Monaco	EUD	Eur	0	0	0	0	40	0.00	16.00	0	40,000	0	0
Mongolia	NSD	As	8	6	5	3,349	3,436	1.29	6.00	10	1,026	8	77
Montenegro	TED	Eur	2	5	0	234	619	4.31	15.00	4	2,634	1	(6)
Montserrat	IAD	NA	0	2	1	503	5	9.92	8.00	1,006	10	(17)	(55)
Morocco	MENA	Afr				48	36,670	0.00	5.00	0	748,367	4	(9)
Mozambique	SID	Afr	30	1,059	1,637	377,137	32,970	1.67	9.00	114	87	3	27
Myanmar	SSD	As	62	245	94	37,221	54,179	2.42	10.00	7	1,456	5	17
Namibia	SID	Afr	12	133	28	19,746	2,567	1.28	11.00	77	130	(21)	9
Nauru	SPD	Oc	1	1	0	133	12	0.00	7.00	111	90	0	478
Nepal	SUD	As	5	40	30	9,644	30,896	0.32	8.00	3	3,203	3	12
Netherlands	TED	Eur	18	62	15	6,073	17,679	9.51	9.00	3	2,911	1	16

Table 2—Seventh-day Adventist Presence in Countries and Areas of the World (Cont'd)

GENERAL STATISTICS FOR 2022

Country or Area of the World	Division	Continent	Ordained Ministers 2022	Churches 2022	Companies 2022	Church Membership 2022	Population Estimate (Thousands) 2022	Adventist Deaths Per Thousand	General Population Deaths Per Thousand	Church Membership Per Ten Thousand Population	Population Per Member Ratio**	% Net Membership Growth	
												Over Last Year	Over Last 10 Years
New Caledonia	SPD	Oc	4	6	2	1,096	274	9.26	6.00	40	250	1	39
New Zealand	SPD	Oc	47	88	23	14,080	5,139	9.20	7.00	27	365	2	18
Nicaragua	IAD	NA	24	308	249	35,209	6,734	4.18	5.00	52	191	2	(71)
Niger	WAD	Afr	4	2	29	1,310	26,208	0.00	8.00	0	19,991	33	457
Nigeria	WAD	Afr	396	1,363	1,592	298,165	218,541	3.88	12.00	14	733	3	7
Niue	SPD	Oc	1	0	1	34	2	0.00	14.00	170	57	0	750
North Macedonia	TED	Eur	3	15	6	515	1,815	20.79	16.00	3	3,517	(3)	(6)
Northern Mariana Islands	NAD	Oc	1	1	3	334	57	3.06	6.00	59	170	2	37
Norway	TED	Eur	0	59	2	4,469	5,442	18.72	8.00	8	1,217	(0)	(2)
Oman	MENA	As				79	4,574	27.40	2.00	0	57,175	8	98
Pakistan	SSD	As	17	131	112	16,944	235,825	3.19	7.00	1	13,917	8	13
Palau	NAD	Oc	1	4	2	1,335	18	41.24	13.00	742	13	(2)	22
Palestine, State of		As	0		0	0	5,355	0.00	4.00	0	5,355,000	0	0
Panama	IAD	NA	34	409	218	102,182	4,395	0.89	5.00	232	43	4	7
Papua New Guinea	SPD	Oc	378	1,171	3,299	399,184	9,312	4.78	7.00	429	23	2	78
Paraguay	SAD	SA	23	79	90	14,560	6,781	3.59	8.00	21	466	3	16
Peru	SAD	SA	373	2,712	3,181	414,258	33,450	7.03	12.00	124	81	2	5
Philippines	SSD	As	436	5,358	2,342	1,441,640	115,559	0.90	7.00	125	80	7	74
Pitcairn	SPD	Oc	0	1	0	35	0	0.00	0.00	0	0	0	67
Poland	TED	Eur	37	116	28	5,879	37,964	9.80	14.00	2	6,456	1	2
Portugal	EUD	Eur	31	98	13	11,054	10,342	9.62	12.00	11	936	5	19
Puerto Rico	IAD	NA	83	309	9	33,298	3,246	6.80	10.00	103	97	(0)	(12)
Qatar	MENA	As				375	2,695	0.00	1.00	1	7,168	1	147
Reunion	SID	Afr	3	17	2	1,246	870	6.97	7.00	14	698	(4)	(16)
Romania	EUD	Eur	60	1,075	232	61,628	19,013	17.18	17.00	32	309	(0)	(8)
Russian Federation	ESD	Eur	190	647	406	40,784	144,340	18.07	15.00	3	3,539	2	(9)
Rwanda	ECD	Afr	158	1,921	641	1,050,768	13,777	0.65	6.00	763	13	6	86
Saint Barthelemy	IAD	NA	0	0	0	4	11	0.00	6.00	4	2,200	0	0
Saint Helena	SID	Afr	1	1	0	112	5	0.00	16.00	224	44	0	2
Saint Kitts and Nevis	IAD	NA	3	12	2	2,394	48	6.91	10.00	499	20	(3)	(2)
Saint Lucia	IAD	NA	17	44	4	15,068	180	2.25	10.00	837	12	(38)	(14)
Saint Martin	IAD	NA	1	4	1	465	32	0.00	4.00	145	69	0	0
Saint Pierre and Miquelon	NAD	NA	1	0	0	0	6	0.00	12.00	0	6,000	0	0
Saint Vincent and the Grenadines	IAD	NA	10	39	2	12,464	110	4.06	9.00	1,133	9	(14)	(11)
Samoa	SPD	Oc	24	39	28	11,311	201	2.47	5.00	563	18	12	49
San Marino	EUD	Eur	0	0	0	0	34	0.00	9.00	0	34,000	0	0
Sao Tome and Principe	SID	Afr	3	27	79	8,058	227	2.54	6.00	355	28	2	73
Saudi Arabia	MENA	As				624	36,659	0.00	3.00	0	58,654	0	253
Senegal	WAD	Afr	0	6	6	627	17,923	1.64	5.00	0	28,540	3	16
Serbia	TED	Eur	28	167	0	5,372	8,566	19.15	28.00	6	1,594	(1)	(18)
Seychelles	SID	Afr	3	8	3	1,198	100	13.81	9.00	120	83	3	47
Sierra Leone	WAD	Afr	6	53	75	12,899	8,693	4.41	10.00	15	674	4	(24)
Singapore	SSD	As	9	8	0	3,252	5,485	2.50	6.00	6	1,686	2	14
Sint Maarten	IAD	NA	6	6	1	3,213	44	3.78	8.00	730	14	1	22
Slovakia	EUD	Eur	11	43	8	2,173	5,428	13.55	14.00	4	2,472	2	(2)
Slovenia	TED	Eur	1	15	2	551	2,118	14.41	11.00	3	3,837	(1)	(1)
Solomon Islands	SPD	Oc	52	210	395	60,799	744	0.08	5.00	817	12	1	35
Somalia	ECD	Afr	0	0	0	0	17,598	0.00	12.00	0	17,598,000	0	0
South Africa	SID	Afr	171	1,192	333	144,616	60,605	3.40	12.00	24	419	1	30
South Sudan	ECD	Afr	43	123	252	67,751	10,913	0.23	11.00	62	161	11	248
Spain	EUD	Eur	49	117	42	17,753	47,450	3.70	9.00	4	2,673	3	8
Sri Lanka	SSD	As	8	35	21	3,592	22,396	2.11	7.00	2	6,233	8	(9)
Sudan	MENA	Afr				1,156	46,874	0.00	7.00	0	40,513	55	991
Suriname	IAD	SA	5	17	3	3,397	612	1.84	7.00	56	180	(38)	(12)
Sweden	TED	Eur	0	32	5	2,927	10,489	12.71	9.00	3	3,582	1	6
Switzerland	EUD	Eur	22	57	5	4,782	8,770	9.91	8.00	5	1,834	1	9
Syrian Arab Republic	MENA	As				0	22,125	0.00	5.00	0	22,125,000	0	0
Taiwan (China)	NSD	As	35	58	28	7,086	23,186	5.26	8.00	3	3,272	1	14
Tajikistan	ESD	As	3	2	7	281	9,953	22.99	5.00	0	35,294	8	17
Tanzania, United Republic of	ECD	Afr	316	4,208	2,846	966,769	65,498	2.10	6.00	148	68	7	103
Thailand	SSD	As	46	63	94	16,757	66,769	2.74	8.00	3	3,984	7	13
Timor-Leste	SSD	As	3	2	2	782	1,341	0.00	7.00	6	1,713	2	59
Togo	WAD	Afr	17	80	138	9,823	8,849	1.39	8.00	11	901	5	66
Tokelau	SPD	Oc	0	0	0	0	1	0.00	7.00	0	1,000	0	0
Tonga	SPD	Oc	12	16	18	4,049	99	2.30	7.00	409	24	3	43
Trinidad and Tobago	IAD	NA	55	165	22	69,324	1,369	4.02	8.00	506	20	1	7
Tunisia	MENA	Afr				54	11,824	0.00	8.00	0	214,982	(4)	15
Turkiye	MENA	As				646	85,218	1.68	6.00	0	131,713	9	573
Turkmenistan	ESD	As	0	1	1	89	6,431	21.98	7.00	0	71,456	(2)	(7)
Turks and Caicos Islands	IAD	NA	4	9	2	4,281	48	0.97	3.00	892	11	4	70
Tuvalu	SPD	Oc	1	1	3	358	11	2.80	10.00	325	31	0	32
Uganda	ECD	Afr	206	1,431	2,598	480,413	47,250	0.62	6.00	102	98	6	88
Ukraine	UKUC	Eur	249	774	213	42,227	40,958	20.29	17.00	10	970	(5)	(22)
United Arab Emirates	MENA	As				1,486	9,441	0.00	2.00	2	6,349	10	170
United Kingdom of Great Britain and Northern Ireland	TED	Eur	119	292	103	40,399	67,605	7.00	10.00	6	1,673	2	20
United States of America	NAD	NA	2,850	5,270	798	1,149,675	332,839	7.13	10.00	35	290	(3)	5
United States Virgin Islands	IAD	NA	8	13	2	8,083	99	5.47	14.00	816	12	(13)	(6)
Uruguay	SAD	SA	13	59	52	7,611	3,556	7.39	12.00	21	467	4	(2)

Table 2—Seventh-day Adventist Presence in Countries and Areas of the World (Cont'd)

Country or Area of the World	Division	Continent	Ordained Ministers 2022	Churches 2022	Companies 2022	Church Membership 2022	Population Estimate (Thousands) 2022	Adventist Deaths Per Thousand	General Population Deaths Per Thousand	Church Membership Per Ten Thousand Population	Population Per Member Ratio**	% Net Membership Growth	
												Over Last Year	Over Last 10 Years

Table 2—Seventh-day Adventist Presence in Countries and Areas of the World (Cont'd)

Uzbekistan	ESD	As	4	9	2	696	35,631	8.75	5.00	0	51,121	1	(9)
Vanuatu	SPD	Oc	25	90	223	26,237	308	1.08	5.00	852	12	(2)	41
Venezuela (Bolivarian Republic of)	IAD	SA	95	1,315	477	348,999	28,302	2.63	8.00	123	81	1	31
Viet Nam	SSD	As	16	19	176	14,704	99,442	1.84	7.00	1	6,762	4	33
Wallis and Futuna Islands	SPD	Oc				18	11	0.00	7.00	16	579	0	500
Western Sahara	MENA	Afr				0	576	0.00	6.00	0	576,000	0	0
Yemen	MENA	As				0	33,697	0.00	7.00	0	33,697,000	0	0
Zambia	SID	Afr	172	3,889	4,125	1,393,800	20,018	1.69	7.00	696	14	6	68
Zimbabwe	SID	Afr	141	2,634	2,029	494,699	16,321	1.63	9.00	303	33	(40)	(32)

SUMMARY

Africa	4,212	38,331	32,860	9,908,397	1,419,237	2.07	8.57	70	143	2	48
Asia	2,731	14,960	11,756	3,812,596	4,730,397	1.56	6.89	8	1,241	4	11
Europe	1,393	5,309	1,493	363,454	742,073	14.29	12.67	5	2,042	0	(3)
North America	4,537	18,090	7,990	4,190,596	593,793	4.58	9.33	71	142	(1)	1
Oceania	892	2,375	4,263	628,874	43,743	4.65	10.51	144	70	2	55
South America	3,184	18,746	15,524	3,330,489	433,992	5.21	7.88	77	130	2	19

WORLD TOTALS 2022	16,949	97,811	73,886	22,234,406	7,963,235	3.21	7.98	28	358	1	24
-------------------	--------	--------	--------	------------	-----------	------	------	----	-----	---	----

WORLD TOTALS 2021	16,431	95,297	72,975	21,912,161	7,837,485	3.79	7.44	28	358	1	25
-------------------	--------	--------	--------	------------	-----------	------	------	----	-----	---	----

Note—Statistics for some countries or areas are not available. **Population per member is calculated as population divided by members plus one (to avoid dividing by zero). +No report since 1959.

Note—United Nations approved to change Turkey to Turkiye in 2022 Note—SPD did not report Ordained Ministers in 2022; repeated figures from 2021

GLOBAL MISSION

(GM) Table 3

10/40 Window

Matthew 24:14: “And this gospel of the kingdom will be preached in the whole world as a testimony to all nations, and then the end will come.” NIV

The 10/40 Window describes a rectangular-shaped region of the world map in the eastern hemisphere between the 10 and 40 northern lines of latitude, which includes North Africa, the Middle East, and Asia, where more than 60% of the world’s population live. This region is home to some of the largest people groups who do not have access to the Gospel message. The majority of the world’s least evangelized countries and a great number of the poor are within the 10/40 Window. It contains three of the world’s dominant religions: Islam, Hinduism, and Buddhism, plus the non-religious. Much of this region also has Biblical and historical significance.

Countries and Areas in the 10/40 Window

Afghanistan	China	Iraq	Malaysia	Palestine, State of	Timor-Leste
Albania	Djibouti	Israel	Maldives	Qatar	Tunisia
Algeria	Egypt	Japan	Mali	Saudi Arabia	Turkiye*
Azerbaijan	Eritrea	Jordan	Mauritania	Senegal	Turkmenistan
Bahrain	Ethiopia	Kazakhstan	Mongolia	Somalia	United Arab Emirates
Bangladesh	Gambia	Korea, Democ People’s Rep of	Morocco	South Sudan	Uzbekistan
Benin	Guinea	Kuwait	Myanmar	Sri Lanka	Viet Nam
Bhutan	Guinea-Bissau	Kyrgyzstan	Nepal	Sudan	Western Sahara
Brunei Darussalam	Hong Kong SAR (China)	Lao People’s Democratic Rep	Niger	Syrian Arab Republic	Yemen
Burkina Faso	India	Lebanon	Nigeria	Taiwan (China)	
Cambodia	Indonesia	Libya	Oman	Tajikistan	
Chad	Iran (Islamic Republic of)	Macao SAR (China)	Pakistan	Thailand	

*United Nations approved to change Turkey to Turkiye in 2022

General Church Statistics Inside and Outside the 10/40 Window 2022

	Number of Countries	Ordained Ministers	Churches	Companies	Church Membership	Population Estimate (Thousands) Mid-2022	Population Per Member Ratio
Inside the 10/40 Countries	69	2,381	11,663	12,062	2,737,080	5,322,214	1,944
Outside the 10/40 Countries	166	14,568	86,148	61,824	19,497,326	2,641,021	135

Number of Seventh-day Adventist Institutions as Listed in the SDA Yearbook in the 10/40 Window 2022

	Food Industries	Hospitals	Media Centers	Radio and TV Stations	Medical/Dental Clinics and Air Bases	Nursing Homes/Retirement Centers	Orphanages	Publishing Houses	Tertiary Schools	Secondary Schools
Inside the 10/40 Countries	4	33	4	6	45	4	3	12	22	65
Outside the 10/40 Countries	12	161	15	123	255	74	17	48	81	503

**LANGUAGES AND DIALECTS IN WHICH SEVENTH-DAY ADVENTIST
PUBLICATIONS ARE NOW IN PRINT**

Table 31

Country or Area of the World	Language or Dialect	Country or Area of the World	Language or Dialect	Country or Area of the World	Language or Dialect
Albania (2020)	Albanian, Gheg	Cyprus	Bulgarian; English; Filipino; Greek; Russian; Tagalog; Turkish; Ukrainian	Lao People's Democratic Republic	Hmong; Lao
Algeria	French; Kabyle	Czechia	Czech	Latvia (2020)	Latvian; Russian
American Samoa (2020)	English; Samoan	Denmark (2021)	Danish	Lebanon	Arabic, Levantine; English; Kurdish, Central; Kurdish, Northern
Andorra (2020)	Spanish	Djibouti (2020)	English; French	Lesotho (2020)	English; Sotho, Southern
Angola	Luvale; Portuguese; Umbundu	Dominica	English	Lithuania (2020)	Lithuanian
Anguilla (2019)	English; Spanish	Dominican Republic	Spanish	Luxembourg (2020)	Arabic, Moroccan Spoken; Arabic, Tunisian Spoken; Bulgarian; English; French; Malagasy; Portuguese; Romanian
Antigua and Barbuda	English; Spanish	Ecuador	Quechua; Spanish	Macao Special Administrative Region (China) (2020)	Chinese, Mandarin
Argentina	Spanish	Egypt (2021)	Arabic, Standard; English	Madagascar	French; Malagasy, Merina
Armenia	Armenian	El Salvador	Spanish	Malawi	Chichewa; English; Tumbuka
Aruba	Dutch; English; Papiamentu; Spanish	Equatorial Guinea (2020)	Fa d'Ambu; Fang	Malaysia	Chinese, Mandarin; English; Iban; Malay; Tamil
Australia (2021)	Arabic; Arabic, Sudanese Spoken; Burmese; Chinese, Mandarin; Chinese, Yue; Cook Islands Maori; Croatian; English; Fijian; Filipino; Hindi, Fiji; Hungarian; Italian; Kayan; Korean; Macedonian; Oromo; Polish; Portuguese; Romanian; Russian; Samoan; Serbian; Spanish; Swahili; Tok Pisin; Tongan	Estonia (2020)	English; Estonian; Russian	Malta (2020)	English
Austria	Dari; English; German, Standard; Romanian; Serbo-Croatian	Eswatini (2020)	English; Swati	Marshall Islands (2021)	English; Marshallese
Azerbaijan (2021)	Azerbaijani, North	Ethiopia (2021)	Amharic; English; Nuer; Oromo, West Central	Martinique (2021)	French
Bahamas	English; French; Spanish	Falkland Islands (Malvinas) (2021)	English; Spanish	Mauritania	English; French
Bahrain (2021)	Arabic, Standard; English	Faroe Islands (2021)	Danish; Faroese	Mauritius (2021)	English; French; Morisyen
Bangladesh	Bengali; English	Fiji (2020)	English; Fijian; Hindi, Fiji	Mayotte (2021)	Comorian, Maore; French
Barbados	English	Finland	English; Finnish; Russian; Swedish	Mexico	English; Nahuatl, Sierra Negra; Plautdietsch; Portuguese; Spanish
Belarus	Belarusian; Russian	France (2021)	French	Micronesia (Federated States of) (2021)	Chuukese; English; Pohnpeian
Belgium (2020)	Bwamu, Cwi; English; French; Korean; Malagasy; Portuguese; Romanian; Russian; Serbo-Croatian; Spanish; Tagalog; Tamil	French Guiana (2021)	English; French	Moldova, Republic of	Romanian; Russian
Belize (2021)	English; Spanish	French Polynesia (2020)	English; French; Marquesan, North; Marquesan, South; Tahitian	Mongolia (2021)	Mongolian, Halh
Benin (2021)	Fon; French	Gabon (2021)	French	Montenegro (2020)	Montenegrin; Serbian
Bermuda	English	Gambia	English	Montserrat	English
Bhutan	Hindi; Nepali	Georgia	Georgian; Russian	Morocco	Arabic, Moroccan Spoken; French
Bolivia, Plurinational State of	Aymara; Aymara, Central; Aymara, Southern; Quechua, South Bolivian; Spanish	Germany	German, Standard; Russian	Mozambique	Portuguese
Bonaire, Sint Eustatius, and Saba	Dutch; English; Papiamentu; Spanish	Ghana	Akan; Bwamu, Cwi; Dagbani; English; Ewe; Ga; Gonja	Myanmar	Burmese; Chin, Falam; Chin, Tedim; English; Karen, Pwo Eastern; Karen, Pwo Western; Karen, S'gaw; Mizo
Bosnia and Herzegovina (2020)	Bosnian; Croatian; Serbian	Gibraltar (2021)	English	Namibia (2020)	Afrikaans; English; Gciriku; Kwangali; Lozi; Mbukushu; Ndonga; Oshiwambo; Portuguese; Umbundu
Botswana	Afrikaans; English; Kalanga; Tshuwau; Setswana	Greece	Albanian, Gheg; Bulgarian; English; Greek; Romanian; Russian; Tagalog; Ukrainian	Nauru (2020)	English; Nauruan
Brazil	Arabic, Levantine; English; French; Haitian Creole; Hebrew; Japanese; Korean; Portuguese; Spanish	Greenland (2021)	Danish; Greenlandic	Nepal	English; Nepali
British Virgin Islands (2019)	English; Spanish	Grenada	English	Netherlands	Dutch
Bulgaria	Bulgarian	Guadeloupe (2021)	French	New Caledonia (2020)	Bislama; French
Burkina Faso (2021)	French	Guam (2021)	Chamorro; English; Korean; Tagalog	New Zealand (2021)	Cook Islands Maori; English; Fijian; Hindi, Fiji; Maori; Samoan; Tongan
Burundi	Rundi	Guatemala	Spanish	Nicaragua (2021)	English; Spanish
Cabo Verde	Portuguese	Guinea-Bissau	Guinea-Bissau Creole; Portuguese	Niger (2020)	French; Gourmanchemba; Hausa; Zarma
Cambodia	Khmer	Guyana (2020)	English	Nigeria	English; Igbo
Cameroon	Bulu; English; French; Fulfulde, Central-Eastern Niger	Haiti (2020)	French; Haitian Creole	Niue (2020)	English; Niue
Canada	English	Honduras	English; Spanish	North Macedonia (2020)	Macedonian
Cayman Islands (2021)	English; Spanish	Hong Kong Special Administrative Region (China) (2019)	Chinese, Mandarin; Chinese, Yue	Northern Mariana Islands (2021)	English
Central African Republic (2020)	French; Sango	Hungary	Hungarian	Norway	English; Norwegian
Chad (2021)	Arabic, Chadian Spoken; French; Kera; Marba; Massalat; Nancere; Ngambay; Tupuri	Iceland (2021)	English; Icelandic	Oman (2021)	Arabic, Standard; English
Chile	French; Haitian Creole; Spanish	India	Bengali; English; Garo; Gujarati; Hindi; Kannada; Karen, S'gaw; Khasi; Malayalam; Marathi; Meitei; Mizo; Naga, Rongmei; Naga, Tangkhul; Oriya; Punjabi, Eastern; Tamil; Telugu	Pakistan	English
China (2021)	Chinese, Mandarin	Indonesia	Indonesian	Palau (2021)	English; Palauan
Colombia (2021)	English; French; German; Portuguese; Spanish	Iran (Islamic Republic of)	Dari	Panama	English; Spanish
Congo (2020)	French	Iraq	Arabic, Levantine; Arabic, North Mesopotamian Spoken; Kurdish, Central; Kurdish, Northern	Papua New Guinea (2021)	English; Pijin; Tok Pisin
Congo, Democratic Republic of the	Alur; English; French; Havu; Hunde; Kinyarwanda; Lega-Shabunda; Lendu; Lingala; Nandi; Swahili; Tembo	Ireland	Bosnian; Bulgarian; Croatian; English; Hungarian; Polish; Portuguese; Romanian; Russian; Serbian; Spanish; Tagalog; Ukrainian	Paraguay	Guarani, Paraguayan; Portuguese; Spanish
Cook Islands (2021)	Cook Islands Maori; English	Isle of Man (2020)	English	Peru	English; Portuguese; Spanish
Costa Rica (2021)	English; Spanish	Israel (2021)	Amharic; Arabic, Standard; English; Hebrew; Romanian; Russian; Spanish	Philippines	Cebuano; Chavacano; English; Filipino; Hiligaynon; Tagalog
Cote d'Ivoire (2021)	English; French	Italy	English; Italian	Pitcairn (2020)	English
Croatia (2020)	Croatian	Jamaica (2021)	English	Poland (2021)	Polish
Cuba (2020)	Cubeo; Jamaican Creole English; Spanish	Japan	Japanese	Portugal (2020)	Portuguese
Curacao	Dutch; English; Papiamentu; Spanish	Jersey (2020)	English	Puerto Rico	English; Spanish
		Jordan	Arabic, Levantine; Arabic, Standard; English; Kurdish, Central; Kurdish, Northern	Qatar (2021)	Arabic, Standard; English
		Kazakhstan	Kazakh; Russian	Reunion (2021)	French
		Kenya	English; Kamba; Swahili	Romania	Hungarian; Romanian
		Kiribati (2020)	English; Kiribati	Russian Federation	Azerbaijani, North; Crimean Tatar; Kabardian; Russian; Ukrainian; Yakut
		Korea, Republic of (2020)	Korean	Rwanda (2021)	English; French; Kinyarwanda
		Kuwait (2021)	Arabic, Standard; English	Saint Helena (2020)	English
		Kyrgyzstan	Kyrgyz; Russian	Saint Kitts and Nevis	English
				Saint Lucia	English

Country or Area of the World	Language or Dialect	Country or Area of the World	Language or Dialect	Country or Area of the World	Language or Dialect
Saint Vincent and the Grenadines	English; Spanish	Taiwan (China) (2021)	Chinese, Mandarin; English	United States of America	Afrikaans; Akan; Burmese; Bwamu, Cwi; Chin, Tedim; Chinese, Mandarin; English; Filipino; French; Ghanaian Pidgin English; Haitian Creole; Hebrew; Hindi; Igbo; Indonesian; Karen, S'gaw; Korean; Mizo; Portuguese; Punjabi, Eastern; Q'eqchi'; Romanian; Russian; Serbian; Spanish; Swahili; Ukrainian English; French; Spanish
Samoa (2021)	English; Samoan	Tajikistan	Dari; Persian, Iranian; Russian; Tajik; Uzbek, Northern; Uzbek, Southern	United States Virgin Islands (2020)	Spanish
Sao Tome and Principe	Portuguese	Tanzania, United Republic of (2020)	Asu; Bena; English; Ha; Haya; Hehe; Jita; Kuria; Maasai; Nyakyusa-Ngonde; Sukuma; Swahili	Uruguay	Spanish
Saudi Arabia (2021)	Arabic, Standard; English	Thailand (2021)	English; Hmong; Karen, Pwo Eastern; Thai	Uzbekistan	Russian; Uzbek, Northern
Senegal	English; French	Timor-Leste	Tetun	Vanuatu (2021)	Bislama; English; French
Serbia	Albanian, Gheg; Bosnian; Hungarian; Macedonian; Montenegrin; Serbian; Slovak	Togo (2021)	Ewe; French	Venezuela (Bolivarian Republic of) (2021)	Spanish
Seychelles (2021)	English; French; Seychelles French Creole	Tonga (2020)	English; Tongan	Viet Nam (2021)	Vietnamese
Sierra Leone (2018)	Bassa; Kissi, Northern; Kpelle, Liberia; Maninkakan, Western; Mende	Trinidad and Tobago	English; Spanish	Wallis and Futuna Islands (2020)	French
Singapore	Chinese, Mandarin; English; Malay; Tamil	Tunisia	French	Zambia	Bemba; Chichewa; English; Kaonde; Lozi; Tonga (Mozambique)
Sint Maarten (2019)	English; French; Spanish	*Turkiye	Dari; Turkish	Zimbabwe	English; Kalanga; Ndebele; Shona; Sotho, Southern; Tonga (Mozambique); Tonga (Zambia); Venda; Xhosa
Slovakia	Slovak	Turkmenistan	Russian		
Slovenia (2020)	Slovene	Turks and Caicos Islands (2021)	English; French; Spanish		
Solomon Islands (2020)	English; Pijin	Tuvalu (2020)	English; Tuvaluan		
South Africa (2020)	Afrikaans; English; Portuguese; Setswana; Sotho, Northern; Sotho, Southern; Venda; Xhosa; Zulu	Uganda (2021)	Acholi; Alur; Ateso; Chiga; Dholuo; English; French; Ganda; Gwere; Jopadhola; Kinyarwanda; Konzo; Kumam; Kupsapi-ny; Lango; Lendu; Lugbara; Ma'di; Masaaba; Ng'akarimojong; Nyankore; Nyoro; Pokoot; Saamya-Gwe; Soga; Swahili; Tooro		
South Sudan (2020)	Arabic, Sudanese Spoken; English; Nuer	Ukraine	Ukrainian		
Spain	Spanish	United Arab Emirates (2021)	Arabic, Standard; English		
Sri Lanka (2021)	English; Sinhala; Tamil	United Kingdom of Great Britain and Northern Ireland	Amharic; Bosnian; Bulgarian; Bwamu, Cwi; Croatian; English; Filipino; Gagauz; Ganda; Hindi; Hungarian; Icelandic; Latvian; Lithuanian; Macedonian; Ndebele; Norwegian; Oromiffa, Eastern; Persian, Iranian; Polish; Portuguese; Punjabi, Eastern; Romanian; Russian; Serbian; Shona; Slovak; Slovene; Spanish; Tagalog; Tigrigna; Turkish; Ukrainian		
Sudan (2021)	Arabic, Sudanese Spoken; Dinka; English; Nuer				
Suriname	Dutch; English; French; Haitian Creole; Portuguese; Sranan Tongo				
Sweden	English; Finnish; Spanish; Swedish				
Switzerland	Albanian; Arabic, Standard; Bosnian; Bulgarian; Chinese, Mandarin; Croatian; Czech; Dari; English; French; German, Standard; German, Swiss; Hungarian; Italian; Kurdish; Polish; Portuguese; Russian; Serbian; Slovak; Spanish; Tigrigna; Turkish; Ukrainian				
Syrian Arab Republic	Arabic, Levantine; English; Kurdish, Central; Kurdish, Northern				

*United Nations approved to change Turkey to Turkiye in 2022

Symbols Used in the Languages Column in this Table: () = *Synonym.*
 : = *Dialect.*
 , = *Used to qualify a main language with a differentiating adjective.*

Summary of All Languages and Dialects in Which Seventh-day Adventist Work is Being Conducted

Languages and Dialects Used in Publications	255
Languages and Dialects Heard in Broadcasts	258
Languages and Dialects Used in Oral Work	401
Living Languages in the World	7,168

Chapter 8 - The Long View

SUMMARY OF SEVENTH-DAY ADVENTIST WORLD STATISTICS

Table 32

Year	Union Conferences and Missions	Local Conferences and Missions	Ministerial Credential	Commissioned Minister Credential	Comm. Ministry of Teaching Credential	Missionary Credential	Ministerial License	Commissioned Minister License	Comm. Ministry of Teaching License	Missionary License	Bible Instructors	Literature Evangelist Credential and License	Total General Employees	Churches	Church Membership at End of Year	Title	World Mission Including S.S. and Other C.C. and Ingathering Funds	Intradivision and Local Church Funds	Total Title and Offerings Per Capita	
																US\$	US\$	US\$	US\$	
1863.....	6	22	8	30	125	3,500	8,000	8,000	2.29
1870.....	11	37	35	72	179	5,440	21,822	3,553	...	21,822	4.66
Total, 1863-1870 ..																127,803	5,354	...		
1880.....	32	144	116	260	640	15,570	61,857	5,944	...	61,857	4.35
Total, 1871-1880 ..																395,711	42,762	...		
1890.....	42	227	184	411	1,016	29,711	225,434	61,431	...	225,434	9.66
Total, 1881-1890 ..																1,436,016	350,327	...		
1900.....	2	87	510	1,500	1,892	75,767	510,259	151,710	...	510,259	8.74
Total, 1891-1900 ..																3,680,164	1,090,639	...		
1910.....	23	193	828	3,407	2,769	104,526	1,338,690	458,944	...	1,338,690	...
Total, 1901-1910 ..																9,177,599	2,479,084	...		
1920.....	46	301	1,287	5,896	4,541	185,450	7,195,463	3,251,550	...	7,195,463	...
Total, 1911-1920 ..																29,954,225	13,116,820	...		
1930.....	71	430	2,062	10,599	6,741	314,253	6,230,362	4,020,398	...	6,230,362	38.54
Total, 1921-1930 ..																56,134,097	35,011,005	...		
1940.....	69	330	2,691	14,270	8,924	504,752	8,071,654	3,827,536	...	8,071,654	28.18
Total, 1931-1940 ..																62,378,514	33,741,995	...		
1950.....	80	370	4,056	20,274	10,237	756,812	27,728,250	9,998,658	...	27,728,250	73.60
Total, 1941-1950 ..																200,597,522	78,976,581	...		
1960.....	74	356	6,515	23,479	12,975	1,245,125	59,132,241	16,729,067	...	59,132,241	83.66
Total, 1951-1960 ..																434,697,327	134,613,379	...		
1970.....	75	379	7,381	26,092	16,505	2,051,864	124,046,447	27,222,200	...	124,046,447	112.69
Total, 1961-1970 ..																886,947,488	220,650,594	...		
1980.....	80	377	9,423	34,814	21,555	3,480,518	398,880,407	72,119,040	...	398,880,407	202.19
Total, 1971-1980 ..																2,520,612,522	477,292,728	...		
1990.....	87	451	11,715	41,876	31,654	6,694,880	659,924,400	78,048,177	...	659,924,400	180.07
Total, 1981-1990 ..																5,069,051,968	689,725,004	...		
2000.....	92	489	13,971	54,843	48,933	11,687,239	1,093,239,507	82,324,122	...	1,093,239,507	164.54
Total, 1991-2000 ..																8,892,010,360	840,446,973	...		
2010.....	119	585	17,272	75,053	70,188	16,923,239	2,037,616,294	199,394,827	...	2,037,616,294	181.09
Total, 2001-2010 ..																15,730,679,197	954,828,267	...		
2015.....	135	655	19,301	95,483	81,552	19,126,438	2,288,938,954	104,260,374	...	2,288,938,954	177.79
Total, 2011-2015 ..																11,723,658,243	614,066,204	...		
2020.....	138	731	20,924	108,584	92,876	21,723,982	2,389,079,503	89,083,278	...	2,389,079,503	154.31
2021.....	137	742	21,376	109,737	95,297	21,912,161	2,665,226,483	105,621,072	...	2,665,226,483	168.93
2022.....	139	751	20,839	104,267	97,811	22,234,406	2,746,392,657	122,086,226	...	2,746,392,657	175.23
Grand Totals.....	63,178,529,313	4,858,958,000	...	63,178,529,313	24,541,569,956

Note 1—Per Capita after 1921 decreased because of inflated European currency values transposed to gold basis. Note 2—As of 2008, 'Unions of Churches' are being counted as unions, no longer as local conferences.
 Note 3—Total General Employees column does not include credentialed and licensed literature evangelists. Note 4—As of 2014, credentialed employee counts include both full-time and some part-time credentialed employees.

A GENERAL SURVEY OF STATISTICAL AND FINANCIAL SUMMARIES OVER A PERIOD OF YEARS

Table 33

	1940	1950	1960	1970	1980	1990	2000	2010	2015	2020	2021	2022
Churches	8,924	10,237	12,975	16,505	21,555	31,654	48,933	70,188	81,552	92,876	95,297	97,811
Companies	53,225	65,157	69,909	72,562	72,975	73,886
Church Membership at End of Year	504,752	758,812	1,245,125	2,051,864	3,480,518	6,694,880	11,687,239	16,923,239	19,126,438	21,723,992	21,912,161	22,234,406
Accessions: Baptisms and Professions of Faith	40,069	71,796	93,915	157,766	274,767	586,912	1,043,843	1,050,785	1,260,880	803,430	1,069,234	1,358,642
Net Membership Increase Over Previous Year	18,082	40,174	51,055	98,786	172,327	477,877	748,057	615,359	647,456	167,155	188,169	322,245
General Employees	14,270	20,274	23,479	26,092	34,814	41,876	54,843	75,053	95,483	108,584	109,737	110,905
Institutional Employees	11,438	14,860	22,091	35,892	51,025	75,294	108,912	138,713	191,638	213,536	218,588	241,609
Total Active Employees*	25,708	35,134	45,570	61,984	85,839	117,170	163,755	213,766	287,121	322,120	328,325	352,514
Tithe, US\$	8,071,654	27,728,250	59,132,241	124,046,447	398,880,407	659,924,400	1,093,239,507	2,037,618,294	2,288,938,954	2,389,079,503	2,665,226,483	2,746,392,657
World Mission Fund, Including Sabbath School, US\$	3,827,536	9,998,658	16,729,067	27,222,200	41,347,973	46,952,476	50,676,432	77,103,385	85,820,894	66,544,458	79,045,112	87,844,211
Sabbath School Mission Offerings, US\$	1,765,277	4,828,091	8,162,705	14,420,872	34,564,983	40,388,328	44,986,478	61,362,489	76,016,330	54,304,774	65,574,234	73,384,526
Other General Conference Funds, US\$	1,326,120	4,125,463	7,274,440	10,598,152	16,356,170	31,095,701	22,024,981	31,224,264	9,888,986	16,932,124	21,368,945	28,819,311
Ingathering Funds, US\$	265,164	1,826,479	4,212,698	8,727,373	22,636,910	32,091,500	68,681,659	64,119,737	76,522,518	65,583,757	75,125,687	81,457,661
Ingathering Funds, ** US\$	9,622,709	11,067,478	8,550,494	5,606,696	5,207,015	5,422,704
Local Church Funds, US\$	2,061,975	6,354,670	19,828,349	51,185,638	148,807,859	241,651,295	418,356,904	679,812,752	760,377,165	729,824,572	798,779,785	872,388,708
Total Tithe and Offerings, US\$	14,226,329	45,908,057	99,902,355	211,181,658	642,444,216	1,011,715,372	1,662,602,192	2,900,945,610	3,230,099,011	3,273,571,110	3,644,753,027	3,822,325,252
Primary Schools	2,752	4,277	4,463	4,045	4,127	4,267	4,809	5,813	5,705	6,623	6,721	6,897
Tertiary Inst, Worker Training Inst, and Secondary Schools	251	283	370	512	882	995	1,255	1,993	2,493	2,796	2,868	2,939
Total Schools	3,003	4,560	4,833	4,557	5,009	5,262	6,064	7,806	8,198	9,419	9,589	9,836
Enrollment—Primary Schools	107,576	187,922	235,887	286,600	494,488	540,647	732,698	1,034,052	1,188,910	1,268,405	1,302,353	1,404,352
Enrollment—Tertiary Inst, Worker Training Inst, and Sec Schools	19,185	35,884	59,554	85,492	144,809	196,013	332,394	634,702	734,072	755,439	762,400	769,534
Total Enrollment	126,761	223,806	295,441	372,092	639,297	736,662	1,065,092	1,668,754	1,922,982	2,023,844	2,064,761	2,173,886
Food Industries	29	32	26	27	20	28	26	20	19	22	22	23
Sales, US\$	161,596,678	301,718,937	414,134,361	903,128,754	616,095,098	749,307,105	834,132,882	971,076,842
Hospitals and Sanitariums	90	106	108	139	153	154	174	173	180	229	230	232
Clinics and Dispensaries, Dental and Medical	68	57	102	152	266	322	393	216	441	1,603	2,034	1,557
Nursing Homes and Retirement Ctrs, Orphanages and Children's Homes	30	49	80	71	158	168	142	144	131	140
Airplanes and Medical Launches	9	20	28	14	8	10	2+	4	4	4
Publishing Houses and Branches	83	43	42	48	50	58	56	63	61	57	57	57
Sales, US\$	4,324,907	12,602,590	23,543,133	46,892,360	134,693,433	106,422,910	102,041,495	194,638,728	174,082,139	128,235,983	133,901,500	160,787,035
Literature Evangelists, Credentialed and Licensed	3,062	3,793	3,320	3,973	7,073	7,730	7,085	6,994	5,210	5,261	5,423	5,597
Languages Used in Publications	202	197	228	266	182	190	327	377	375	342	276	255
Sabbath Schools	14,817	16,694	22,617	30,601	41,906	76,323	120,865	140,694
Sabbath School Attendance	618,507	952,229	1,682,983	2,607,713	4,144,386	8,011,268	14,513,424	19,368,905	6,253,993+	5,634,242+	5,965,091+	7,375,500+
Youth Societies (AY)	6,622	10,892	14,064	19,107	25,100	39,547	52,691	72,228	72,125	99,169	97,859	103,169
Youth Membership (AY)	148,698	268,354	449,996	630,827	1,044,947	1,916,652	2,782,940	3,139,508	2,446,228	3,316,668	2,980,622	1,678,651

*Starting with 2011, total active employees includes part time and casual employees.
 **Starting with 1999, "Ingathering Funds" were no longer included with "Other General Conference Funds."
 Note—Beginning with 1987, publishing houses and branches were asked to report wholesale rather than retail sales.
 Note—Beginning with 2011, the number of Sabbath Schools are no longer collected. In 2012, the Sabbath School Membership was changed to Sabbath School Attendance.
 +Incomplete reporting.

TOTAL TITHE AND OFFERINGS FROM DATE OF ORGANIZATION TO THE PRESENT TIME

Table 34

1	Tithe and Offerings										Supplemental Data		
	7	8	9	10	11	12a	12b	13	14a	14b	17	Ingeathering Funds	
Year	Tithe	Tithe Per Capita	World Mission Fund, Including Sabbath School	World Mission Fund Per Capita	Other General Conference Funds (incl. Ingeathering from 1977-1998)	Intradivision Funds	Ingeathering Funds (from 1999 to the present)	Local Church Funds	Total Tithe and Offerings	Total Tithe and Offerings Per Capita	Sabbath School Mission Offerings (included in column 9)	US\$	US\$
1863	8,000	2.29	8,000	...	8,000	2.29
1864	10,000	2.63	10,000	...	10,000
1865	12,000	3.00	12,000	...	12,000
Total, 1863-1865	30,000	30,000	...	30,000
1870	21,822	4.01	3,553	25,375	...	25,375	4.66
Total, 1866-1870	97,803	...	5,354	103,157	...	103,157
1875	32,619	4.06	537	33,156	...	33,156
Total, 1871-1875	143,328	...	4,362	147,690	...	147,690
1880	61,857	3.98	5,944	67,801	...	67,801	4.35	2,784
Total, 1876-1880	252,383	...	38,400	290,783	...	290,783	...	4,393
1885	122,642	5.97	28,549	151,191	...	151,191	...	6,899
Total, 1881-1885	483,051	...	78,648	561,699	...	561,699	...	20,874
1890	225,434	7.59	61,431	286,865	...	286,865	9.66	28,643
Total, 1886-1890	952,965	...	271,679	1,224,644	...	1,224,644	...	96,730
1895	309,143	6.45	98,151	407,294	...	407,294	...	44,629
Total, 1891-1895	1,541,698	...	511,059	2,062,757	...	2,062,757	...	189,247
1900	510,259	6.73	151,710	661,969	...	661,969	8.74	46,794
Total, 1896-1900	2,138,466	...	579,580	2,718,046	...	2,718,046	...	208,734
1905	858,015	9.83	188,054	107,686	1,180,918	27,163	1,180,918	...	68,614
Total, 1901-1905	3,456,241	...	855,477	107,686	4,446,567	27,163	4,446,567	...	280,556
1910	1,338,690	12.81	458,944	189,108	2,223,768	237,026	2,223,768	21.27	138,038
Total, 1906-1910	5,721,358	...	1,623,607	786,440	9,078,055	946,650	9,078,055	...	523,517	96,964*	...
1915	1,968,168	14.38	872,667	133,531	3,407,298	432,932	3,407,298	...	412,759	78,333	...
Total, 1911-1915	8,689,809	...	3,383,688	718,172	14,429,797	1,638,128	14,429,797	...	1,442,305	281,307	...
1920	7,195,463	38.80	3,251,550	310,565	11,854,404	1,096,826	11,854,404	63.92	1,441,962	686,700	...
Total, 1916-1920	21,264,416	...	9,733,132	1,720,150	36,397,349	3,679,651	36,397,349	...	4,124,636	1,519,869	...
1925	5,909,497	23.54	3,520,348	202,645	11,095,347	1,462,857	11,095,347	44.21	1,674,446	970,596	...
Total, 1921-1925	24,658,458	...	15,416,902	1,104,989	47,462,607	6,282,258	47,462,607	...	7,121,540	4,162,690	...
1930	6,230,362	19.83	4,020,398	181,876	12,112,609	1,679,973	12,112,609	38.54	1,870,343	1,290,854	...
Total, 1926-1930	31,475,639	...	19,594,103	1,113,061	60,602,487	8,419,684	60,602,487	...	9,343,512	5,922,702	...
1935	5,743,282	13.58	3,150,404	170,047	10,493,134	1,429,401	10,493,134	...	1,447,962	1,056,565	...
Total, 1931-1935	25,931,588	...	15,578,354	774,145	49,320,200	7,036,113	49,320,200	...	7,374,613	4,851,915	...
1940	8,071,654	15.99	3,827,536	265,164	14,226,329	2,061,975	14,226,329	28.18	1,765,277	1,326,120	...
Total, 1936-1940	36,446,926	...	18,163,641	1,145,961	64,956,199	9,199,671	64,956,199	...	8,405,273	6,292,673	...
1945	19,424,953	33.70	7,837,868	13.60	...	725,028	31,540,935	3,553,086	31,540,935	54.72	3,796,810	3,162,634	...
Total, 1941-1945	74,190,320	...	30,972,563	2,636,505	122,220,155	14,420,767	122,220,155	...	14,607,019	10,895,661	...

*1908-1910.

TOTAL TITHE AND OFFERINGS FROM DATE OF ORGANIZATION TO THE PRESENT TIME (CONT'D)

Year	Tithe and Offerings										Supplemental Data		
	7	8	9	10	11	12a	12b	13	14a	14b	17	Ingatherings Funds	
	US\$	US\$	US\$	US\$	US\$	US\$	US\$	US\$	US\$	US\$	US\$	US\$	US\$
1950	27,728,250	44.45	9,998,658	16.03	1,826,479	6,354,670	207,388,421	45,908,057	73.60	4,828,091	4,125,463	19,096,848	5,771,597
Total, 1946-1950	126,407,202	...	48,004,018	...	6,597,925	26,379,276	207,388,421	45,908,057	...	22,751,621	4,125,463	19,096,848	5,771,597
1955	41,195,925	43.82	12,975,325	13.80	2,641,712	11,106,405	67,919,367	72.24	...	6,217,478	25,603,058	7,274,440	
Total, 1951-1955	181,133,924	...	59,307,625	...	12,088,106	46,748,852	299,278,507	28,407,104	25,603,058	7,274,440	
1960	59,132,241	49.52	16,729,067	14.01	4,212,698	19,828,349	99,902,355	83.66	...	8,162,705	33,478,863	7,274,440	
Total, 1956-1960	253,563,403	...	75,305,754	...	16,977,369	80,764,746	426,611,272	35,866,877	33,478,863	7,274,440	
1965	81,596,988	54.11	21,181,206	14.05	6,953,267	32,969,155	142,700,596	94.75	...	10,858,620	8,665,988	8,665,988	
Total, 1961-1965	351,227,300	...	95,102,996	...	27,328,587	130,476,949	604,135,832	47,438,636	40,181,567	8,665,988	
1970	124,046,447	66.19	27,222,200	14.53	8,727,373	51,185,638	211,181,658	112.69	...	14,420,872	10,598,152	10,598,152	
Total, 1966-1970	535,720,188	...	125,541,598	...	38,545,706	211,780,335	911,593,827	66,036,725	48,952,992	10,598,152	
1975	231,307,464	98.52	48,803,615	20.79	17,222,570	89,407,082	386,740,731	164.74	...	23,684,018	13,059,491	13,059,491	
Total, 1971-1975	917,741,080	...	185,323,270	...	69,152,929	360,611,914	1,532,829,193	98,914,123	62,433,641	13,059,491	
1980	398,880,407	125.54	41,347,973	13.01	30,771,067	148,807,859	642,444,216	202.19	...	34,564,983	16,356,170	16,356,170	
Total, 1976-1980	1,602,871,442	...	189,589,043	...	89,178,463	642,992,094	2,627,011,457	144,909,957	73,731,240	16,356,170	
1985	456,783,830	109.38	41,333,440	9.90	27,263,228	184,004,650	731,464,528	175.16	...	30,838,036	12,845,271	12,845,271	
Total, 1981-1985	2,182,827,146	...	197,659,316	...	130,556,165	870,460,486	3,493,204,420	162,987,275	71,637,574	12,845,271	
1990	659,924,400	117.46	46,952,476	8.36	31,095,701	241,651,295	1,011,715,372	180.07	...	40,388,328	15,616,983	15,616,983	
Total, 1986-1990	2,866,224,822	...	223,650,837	...	137,858,686	1,106,149,918	4,494,836,908	184,177,273	73,094,786	15,616,983	
1995	886,303,088	115.42	53,640,714	6.99	39,023,151	307,659,011	1,321,864,914	172.14	...	48,101,658	12,910,633	12,910,633	
Total, 1991-1995	3,876,804,437	...	245,775,192	...	172,133,002	1,341,016,310	5,813,079,209	221,199,123	71,550,849	12,910,633	
2000	1,093,239,507	108.19	50,676,432	5.02	22,024,981	418,356,904	1,662,602,192	164.54	...	44,986,478	9,622,709	9,622,709	
Total, 1996-2000	5,015,205,923	...	253,907,289	...	148,621,200	1,889,838,202	7,684,870,075	226,919,059	54,858,280	9,622,709	
2005	1,492,720,001	109.47	54,300,287	3.98	28,752,363	593,868,016	2,238,446,489	164.15	...	49,432,141	8,825,938	8,825,938	
Total, 2001-2005	6,342,517,083	...	252,301,435	...	126,753,834	2,436,979,901	9,599,461,712	228,317,196	46,899,988	8,825,938	
2010	2,037,618,294	127.20	77,103,385	4.81	31,224,264	679,812,752	2,900,945,610	181.09	...	61,362,489	11,067,178	11,067,178	
Total, 2006-2010	9,388,162,114	...	341,538,727	...	135,748,872	3,070,498,263	13,289,688,781	296,137,455	51,585,411	11,067,178	
2015	2,288,938,954	125.98	85,820,894	4.72	9,888,986	760,377,165	3,230,099,011	177.79	...	76,016,330	8,550,494	8,550,494	
Total, 2011-2015	11,723,658,243	...	441,731,199	...	127,654,900	3,817,421,280	16,531,749,868	364,280,902	44,680,105	8,550,494	
2017	2,453,354,880	125.45	92,651,731	4.74	13,949,184	880,518,426	3,542,758,506	181.16	...	79,852,865	8,857,088	8,857,088	
2018	2,532,217,794	124.69	97,483,223	4.80	11,150,116	835,625,816	3,569,538,182	175.76	...	77,982,664	9,400,268	9,400,268	
2019	2,478,608,914	117.83	88,569,301	4.21	12,530,328	895,267,794	3,564,777,068	169.46	...	69,718,544	9,220,641	9,220,641	
2020	2,389,079,503	112.61	66,544,458	3.14	16,932,124	729,824,572	3,273,571,110	154.31	...	54,304,774	5,606,696	5,606,696	
2021	2,666,226,483	123.53	79,045,112	3.66	75,125,687	798,779,785	3,644,753,027	168.93	...	65,574,234	5,207,015	5,207,015	
2022	2,746,392,657	175.23	87,844,211	4.03	28,819,311	872,388,708	3,822,325,252	175.23	...	73,384,526	5,422,704	5,422,704	
Grand Totals	63,178,529,313	...	3,446,815,713	...	1,197,447,505	21,853,884,358	92,579,057,269	2,678,571,564	803,327,970	803,327,970	

Note—Slight differences in totals may occur between this table and past historical documents due to the rounding of the dollar on each statistic.

STATISTICAL REPORT FOR 2022

119

SESSIONS OF THE GENERAL CONFERENCE OF SEVENTH-DAY ADVENTISTS

Table 35

Session	Delegates	Dates of Session	Location
1	20	May 20 to May 23, 1863	Battle Creek, Michigan
2	20	May 18 to May 21, 1864	Battle Creek, Michigan
3	21	May 17, 1865	Battle Creek, Michigan
4	19	May 16 and May 17, 1866	Battle Creek, Michigan
5	18	May 14 to May 19, 1867	Battle Creek, Michigan
6	15	May 12 to May 18, 1868	Battle Creek, Michigan
7	16	May 18 to May 24, 1869	Battle Creek, Michigan
8	22	March 15 to March 20, 1870	Battle Creek, Michigan
9	17	February 7 to February 12, 1871	Battle Creek, Michigan
10	14	December 29, 1871 to January 3, 1872	Battle Creek, Michigan
11	18	March 11 to March 14, 1873	Battle Creek, Michigan
12	21	November 14 to November 16, 1873	Battle Creek, Michigan
13	19	August 10 to August 15, 1874	Battle Creek, Michigan
14	18	August 15 to August 18, 1875	Battle Creek, Michigan
1st Special	15	March 31 to April 4, 1876	Battle Creek, Michigan
15	16	September 19 to September 24, 1876	Lansing, Michigan
2nd Special	16	November 12 and November 13, 1876	Battle Creek, Michigan
16	20	September 20 to September 28, 1877	Lansing, Michigan
3rd Special	22	March 1 to March 4, 1878	Battle Creek, Michigan
17	39	October 4 to October 16, 1878	Battle Creek, Michigan
4th Special	29	April 17 to April 23, 1879	Battle Creek, Michigan
18	39	November 7 to December 1, 1879	Battle Creek, Michigan
5th Special	28	March 11 to March 15, 1880	Battle Creek, Michigan
19	38	October 6 to October 12, 1880	Battle Creek, Michigan
20	41	December 1 to December 19, 1881	Battle Creek, Michigan
21	47	December 7 to December 19, 1882	Rome, New York
22	65	November 8 to November 20, 1883	Battle Creek, Michigan
23	67	October 30 to November 20, 1884	Battle Creek, Michigan
24	70	November 18 to December 6, 1885	Battle Creek, Michigan
25	71	November 18 to December 6, 1886	Battle Creek, Michigan
26	70	November 13 to December 12, 1887	Oakland, California
27	91	October 17 to November 8, 1888	Minneapolis, Minnesota
28	109	October 18 to November 5, 1889	Battle Creek, Michigan
29	125	March 5 to March 25, 1891	Battle Creek, Michigan
30	130	February 17 to March 6, 1893	Battle Creek, Michigan
31	150	February 15 to March 4, 1895	Battle Creek, Michigan
32	140	February 19 to March 8, 1897	College View, Nebraska
33	149	February 15 to March 7, 1899	South Lancaster, Mass.
34	268	April 2 to April 23, 1901	Battle Creek, Michigan
35	139	March 27 to April 13, 1903	Oakland, California
36	197	May 11 to May 30, 1905	Washington, D.C.
37	328	May 13 to June 6, 1909	Washington, D.C.
38	372	May 15 to June 8, 1913	Washington, D.C.
39	443	March 29 to April 14, 1918	San Francisco, California
40	581	May 11 to May 28, 1922	San Francisco, California
41	577	May 27 to June 14, 1926	Milwaukee, Wisconsin
42	577	May 28 to June 12, 1930	San Francisco, California
43	671	May 26 to June 8, 1936	San Francisco, California
44	619	May 26 to June 7, 1941	San Francisco, California
45	828	June 5 to June 15, 1946	Washington, D.C.
46	943	July 10 to July 22, 1950	San Francisco, California
47	1,109	May 24 to June 5, 1954	San Francisco, California
48	1,160	June 19 to June 28, 1958	Cleveland, Ohio
49	1,314	July 26 to August 4, 1962	San Francisco, California
50	1,495	June 16 to June 25, 1966	Detroit, Michigan
51	1,782	June 11 to June 20, 1970	Atlantic City, New Jersey
52	1,756	July 10 to July 19, 1975	Vienna, Austria
53	1,925	April 16 to April 26, 1980	Dallas, Texas
54	2,044	June 27 to July 6, 1985	New Orleans, Louisiana
55	2,239	July 5 to July 14, 1990	Indianapolis, Indiana
56	2,321	June 29 to July 8, 1995	Utrecht, Netherlands
57	1,844	June 29 to July 8, 2000	Toronto, Canada
58	1,903	June 29 to July 9, 2005	St. Louis, Missouri
59	2,244	June 23 to July 3, 2010	Atlanta, Georgia
60	2,536	July 2 to July 11, 2015	San Antonio, Texas
6th Special	290	January 18, 2022	Silver Spring, Maryland
61	2,673	June 6 to June 11, 2022	St. Louis, Missouri

OFFICERS OF THE GENERAL CONFERENCE OF SEVENTH-DAY ADVENTISTS

Table 36

Name	Term of Service
Presidents	
1 John Byington	May 20, 1863 to May 17, 1865
2 James White	May 17, 1865 to May 14, 1867

OFFICERS OF THE GENERAL CONFERENCE OF SEVENTH-DAY ADVENTISTS

Table 36

Name	Term of Service
3 J. N. Andrews	May 14, 1867 to May 18, 1869
4 James White	May 18, 1869 to December 29, 1871
5 George I. Butler	December 29, 1871 to August 10, 1874
6 James White	August 10, 1874 to October 6, 1880
7 George I. Butler	October 6, 1880 to October 17, 1888
8 O. A. Olsen	October 17, 1888 to February 19, 1897
9 G. A. Irwin	February 19, 1897 to April 2, 1901
10 A. G. Daniells	April 2, 1901 to May 11, 1922
11 W. A. Spicer	May 11, 1922 to May 28, 1930
12 C. H. Watson	May 28, 1930 to May 26, 1936
13 J. L. McElhany	May 26, 1936 to July 10, 1950
14 W. H. Branson	July 10, 1950 to May 24, 1954
15 R. R. Fighur	May 24, 1954 to June 16, 1966
16 Robert H. Pierson	June 16, 1966 to January 3, 1979
17 Neal C. Wilson	January 3, 1979 to July 5, 1990
18 Robert S. Folkenberg	July 5, 1990 to March 1, 1999
19 Jan Paulsen	March 1, 1999 to June 23, 2010
20 Ted N. C. Wilson	June 23, 2010 to ...
Secretaries	
1 Uriah Smith	May 20, 1863 to November 14, 1873
2 S. Brownsberger	November 14, 1873 to August 10, 1874
3 Uriah Smith	August 10, 1874 to September 19, 1876
4 C. W. Stone	September 19, 1876 to September 20, 1877
5 Uriah Smith	September 20, 1877 to December 1, 1881
6 A. B. Oyen	December 1, 1881 to November 8, 1883
7 Uriah Smith	November 8, 1883 to October 17, 1888
8 Dan T. Jones	October 17, 1888 to March 5, 1891
9 W. A. Colcord	March 5, 1891 to March 7, 1893
10 L. T. Nicola	March 7, 1893 to February 19, 1897
11 L. A. Hoopes	February 19, 1897 to April 2, 1901
12 H. E. Osborne	April 2, 1901 to April 11, 1903
13 W. A. Spicer	April 11, 1903 to May 11, 1922
14 A. G. Daniells	May 11, 1922 to May 27, 1926
15 C. K. Meyers	May 27, 1926 to October 17, 1933
16 M. E. Kern	October 17, 1933 to May 26, 1936
17 E. D. Dick	May 26, 1936 to September 19, 1952
18 D. E. Rebok	September 19, 1952 to May 25, 1954
19 W. R. Beach	May 25, 1954 to June 11, 1970
20 Clyde O. Franz	June 11, 1970 to April 16, 1980
21 G. Ralph Thompson	April 16, 1980 to June 29, 2000
22 Matthew A. Bediako	June 29, 2000 to June 23, 2010
23 G. T. Ng	June 23, 2010 to April 14, 2021
24 Erton Kohler	April 14, 2021 to ...
Treasurers	
1 E. S. Walker	May 20, 1863 to May 17, 1865
2 I. D. Van Horn	May 17, 1865 to May 12, 1868
3 J. N. Loughborough	May 12, 1868 to May 18, 1869
4 E. S. Walker	May 18, 1869 to March 15, 1870
5 G. H. Bell	March 15, 1870 to February 7, 1871
6 Mrs. A. P. Van Horn	February 7, 1871 to March 11, 1873
7 E. B. Gaskill	March 11, 1873 to August 10, 1874
8 Harmon Lindsay	August 10, 1874 to August 15, 1875
9 Fredericka House	August 15, 1875 to September 19, 1876
10 Uriah Smith	September 19, 1876 to September 20, 1877
11 Mrs. M. J. Chapman	September 20, 1877 to November 8, 1883
12 A. R. Henry	November 8, 1883 to October 17, 1888
13 Harmon Lindsay	October 17, 1888 to February 17, 1893
14 W. H. Edwards	February 17, 1893 to February 19, 1897
15 A. G. Adams	February 19, 1897 to October 21, 1900
16 H. M. Mitchell	April 19, 1901 to April 11, 1903
17 I. H. Evans	April 11, 1903 to May 13, 1909
18 W. T. Knox	May 13, 1909 to May 11, 1922
19 J. L. Shaw	May 11, 1922 to May 26, 1936
20 W. E. Nelson	May 26, 1936 to July 10, 1950
21 C. L. Torrey	July 10, 1950 to June 16, 1966
22 K. H. Emmerson	June 16, 1966 to April 16, 1980
23 L. L. Butler	April 16, 1980 to June 27, 1985
24 Donald F. Gilbert	June 27, 1985 to June 29, 1995
25 Robert L. Rawson	June 29, 1995 to April 18, 2002
26 Robert E. Lemon	April 18, 2002 to July 2, 2015
27 Juan R. Prestol-Puesan	July 2, 2015 to August 1, 2021
28 Paul Douglas	August 1, 2021 to ...

Note—In the three preceding sections the dates indicate the beginning dates of the General Conference Sessions involved, except where special elections have been held between sessions.

ALPHABETICAL INDEX

About This Report: Accession Statistics.....	4	Healthcare Institutions, Table 10.....	10
Accessions, Table 3.....	9	Hospitals and Sanitariums.....	94
Accession Rates, Table 8.....	9	Institutional Statistics for 2022.....	89
Adventist Development and Relief Agency International (ADRA), Tables 22, 23.....	15	Section I—Educational Institutions and Primary Schools, Table 27 ..	90
Age Demographics 2022, Table 21.....	14	Section II—Healthcare Institutions, Table 28.....	94
Broadcast Ministries, Table 13.....	10	Section III—Publishing Houses, Table 29.....	102
Charts		Section IV—Food Industries, Table 30.....	103
Accessions by Division, Charts 1-13.....	5	Key to Seventh-day Adventist Divisions, Table 1.....	2
Accessions by Division Over Five Years, Chart 14.....	7	Languages and Dialects in Which SDA Publications are Now in Print, Table 31.....	112
ADRA International Beneficiaries by Sector, Chart 17.....	15	Losses, Table 5.....	9
Changes in Membership Over Five Years, Chart 16.....	7	Medical Clinics and Dispensaries.....	100
World Accessions Over 10 Years, Chart 15.....	7	Membership Statistics by Division for 2022, Table 24.....	17
Church Membership by World Divisions, Table 4.....	9	Missionaries, Table 16.....	11
Clinics, Dental.....	100	Nursing Homes and Retirement Centers.....	98
Clinics, Medical.....	100	Officers of the General Conference of Seventh-day Adventists, Table 36.....	119
Count of Unions, Conferences, and Local Fields, Table 12.....	10	Orphanages and Children's Homes.....	101
Denominational Employees by Division 2022, Table 26.....	60	Primary Schools.....	93
Denominationally Employed Workers Classified by		Publishing Houses, Table 29.....	102
Credentials Carried 2022, Table 18.....	12	Sabbath School and Personal Ministries, Table 14.....	11
Type of Employment 2022, Table 17.....	12	Scheduled Meetings, Table 2.....	2
Dental Clinics.....	100	Schools.....	90
Education, Table 15.....	11	Secondary Schools.....	91
Food Industries, Table 30.....	103	Sessions of the General Conference of Seventh-day Adventists, Table 35.....	119
Gender Demographics 2022, Table 20.....	14	Summary of Institutions, Table 9.....	10
General and Institutional Employees, Table 19.....	14	Summary of Seventh-day Adventist World Statistics, Table 32.....	115
General Survey of Organizations, Table 11.....	10	Tertiary Institutions.....	90
General Survey of Statistical and Financial Summaries Over a Period of Years, Table 33.....	116	Tithe and Offerings 2022, Table 6.....	9
Global Mission.....	105	Tithe and Offerings, Table 7.....	9
The Church's Presence, Outreach, and Mission.....	106	Tithe and Offerings by Division 2022, Table 25.....	38
GM Table 1—Conf/Miss Where Each Church Serves More Than One Million Persons.....	106	Total Tithe and Offerings From Date of Organization to the Present Time, Table 34.....	117
GM Table 1a—Countries and Areas of the World Where SDA Work is Not Currently Established.....	107	Worker Training Institutions.....	91
GM Table 2—Seventh-day Adventist Presence in Countries and Areas of the World.....	108		
GM Table 3—10/40 Window.....	111		

